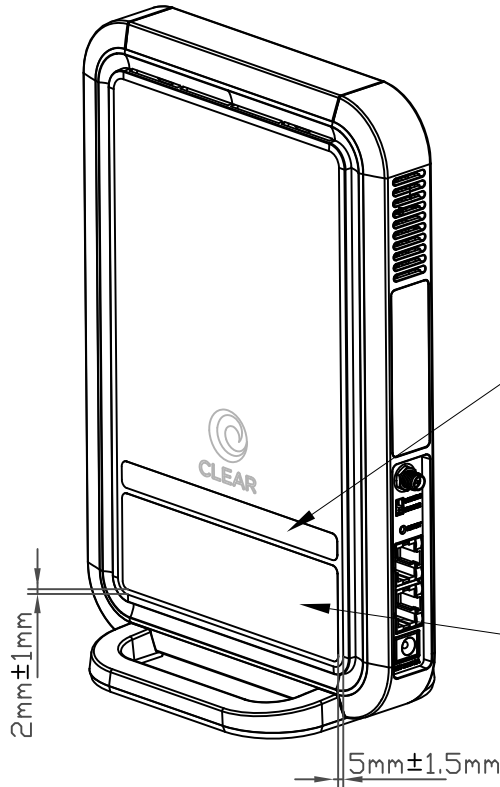
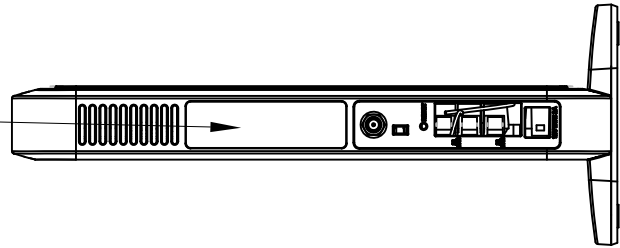
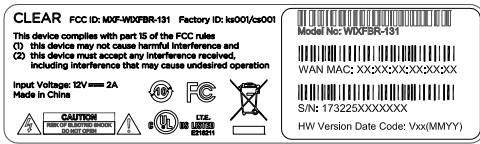



Back label



WIFI label



字體顏色：白色

SWITCH label

External Antenna Notification: You may attach an external antenna to your modem to improve your device performance. Once you've connected an external antenna, flip the switch to "Enable" on the back of the device. To revert back to the internal antenna, flip the switch to "Disable". If you do not have an external antenna attached, please confirm the switch is set to "Disable".

NOTE:

- S/N Rule: 173225XXXXXXXX
173225: 固定碼
XXXXXXXX: Sequenced S/N (It contains 7 digits and starts from 0000000)
- MAC Range: Customer supply. (條碼掃描為12碼XXXXXXXXXXXX, 不需冒號)
- Barcode type: Code 128, Barcode level: B級以上, Barcode長度依實際打印內容調整
- HW Version Date code: Vxx(MMY)
Vxx: 版本別, Follow 97 BOM中的PCB版本別
MM: Manufacturing Month
YY: Last 2 digits of manufacturing year (e.g. 2010=10)
- WIFI label打印字體顏色為"白色"
SSID: WiFIRSU_XXXXX
XXXXX: Mac 後5碼
WIFI DEFAULT PASSWORD: XXXXXXXX
XXXXXXXX: Mac 後8碼
- 各零件內容之檢驗, 請依各料號之材料承認書。
- 製造地依實際產地變更

Description	SWITCH label	P/N	42K-900-1147R	Description	WIFI label	P/N	42K-900-1330R
Description	Back label	P/N	42K-120-0676R	TITLE :			REV.
				Package Standard Operation Procedure		990-750-0231R	1.0