

APPENDIX A: TEST DATA

Liquid Level Photo

MSL 2450MHz D=152mm



Test Laboratory: Advance Data Technology

11b-CH1-Mode 1

DUT: USRobotics Wireless Nd₁ Router ; Type: USR5464 ; Test Frequency: 2412 MHz

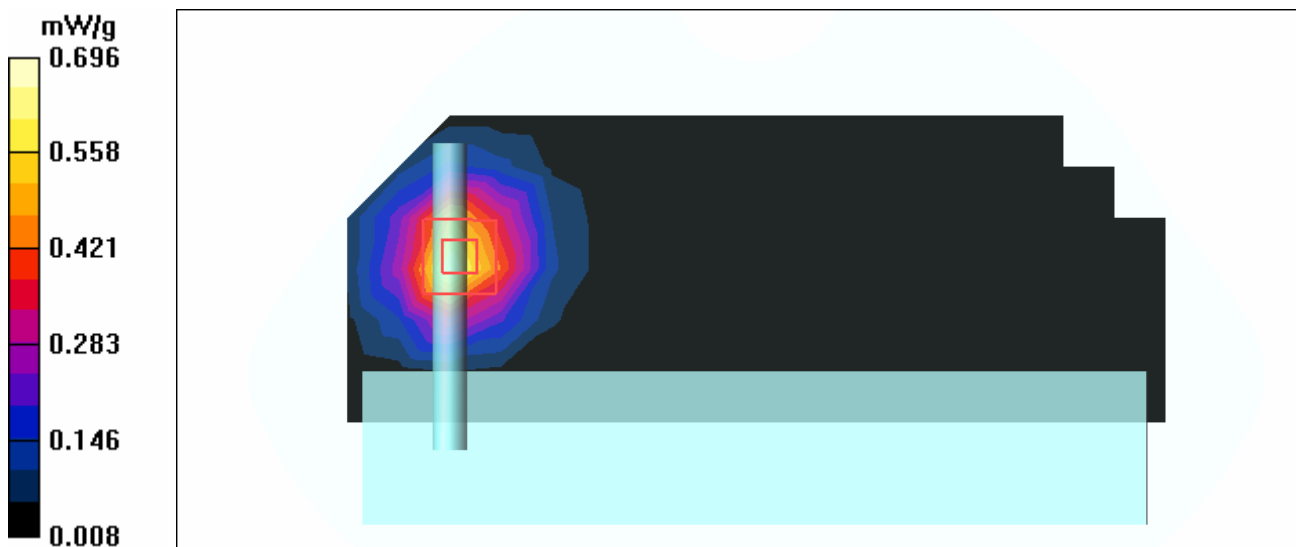
Communication System: 802.11b ; Frequency: 2412 MHz ; Duty Cycle: 1:1 ; Modulation type: DBPSK
 Medium: MSL2450 Medium parameters used: $f = 2412 \text{ MHz}$; $\sigma = 1.92 \text{ mho/m}$; $\epsilon_r = 54$; $\rho = 1000 \text{ kg/m}^3$; Liquid level : 152 mm
 Phantom section: Flat Section ; Separation distance : 15 mm (The bottom side of the EUT to the Phantom)
 Antenna type : Dipole Antenna ; Air temp. : 22.5 degrees ; Liquid temp. : 21.3 degrees

DASY4 Configuration:

- Probe: EX3DV4 - SN3578; ConvF(6.47, 6.47, 6.47) ; Calibrated: 2006/3/20
- Sensor-Surface: 4mm (Mechanical Surface Detection)
- Electronics: DAE3 Sn579 ; Calibrated: 2006/3/15
- Phantom: SAM 12 ; Type: SAM V4.0 ; Serial: TP 1202
- Measurement SW: DASY4, V4.7 Build 44 ; Postprocessing SW: SEMCAD, V1.8 Build 171

Low Channel 1/Area Scan (7x17x1): Measurement grid: $dx=15\text{mm}$, $dy=15\text{mm}$
 Maximum value of SAR (measured) = 0.663 mW/g

Low Channel 1/Zoom Scan (7x7x7)/Cube 0: Measurement grid: $dx=5\text{mm}$, $dy=5\text{mm}$, $dz=5\text{mm}$
 Reference Value = 13.6 V/m
 Peak SAR (extrapolated) = 1.37 W/kg
SAR(1 g) = 0.645 mW/g; SAR(10 g) = 0.331 mW/g
 Maximum value of SAR (measured) = 0.696 mW/g



Test Laboratory: Advance Data Technology

11b-CH6-Mode 1

DUT: USRobotics Wireless Nd₁ Router ; Type: USR5464 ; Test Frequency: 2437 MHz

Communication System: 802.11b ; Frequency: 2437 MHz ; Duty Cycle: 1:1 ; Modulation type: DBPSK
 Medium: MSL2450 Medium parameters used: $f = 2437 \text{ MHz}$; $\sigma = 1.96 \text{ mho/m}$; $\epsilon_r = 53.9$; $\rho = 1000 \text{ kg/m}^3$; Liquid level : 152 mm
 Phantom section: Flat Section ; Separation distance : 15 mm (The bottom side of the EUT to the Phantom)
 Antenna type : Dipole Antenna ; Air temp. : 22.5 degrees ; Liquid temp. : 21.3 degrees

DASY4 Configuration:

- Probe: EX3DV4 - SN3578; ConvF(6.47, 6.47, 6.47) ; Calibrated: 2006/3/20
- Sensor-Surface: 4mm (Mechanical Surface Detection)
- Electronics: DAE3 Sn579 ; Calibrated: 2006/3/15
- Phantom: SAM 12 ; Type: SAM V4.0 ; Serial: TP 1202
- Measurement SW: DASY4, V4.7 Build 44 ; Postprocessing SW: SEMCAD, V1.8 Build 171

Mid Channel 6/Area Scan (7x7x1): Measurement grid: $dx=15\text{mm}$, $dy=15\text{mm}$

Maximum value of SAR (measured) = 0.848 mW/g

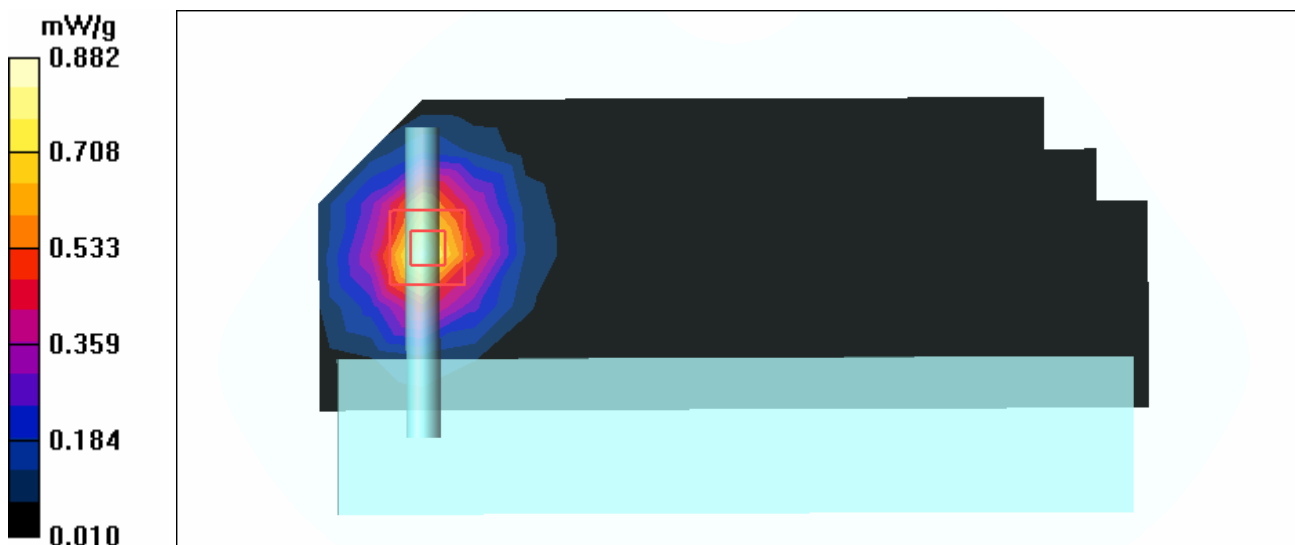
Mid Channel 6/Zoom Scan (7x7x7)/Cube 0: Measurement grid: $dx=5\text{mm}$, $dy=5\text{mm}$, $dz=5\text{mm}$

Reference Value = 15.6 V/m

Peak SAR (extrapolated) = 1.76 W/kg

SAR(1 g) = 0.818 mW/g; SAR(10 g) = 0.419 mW/g

Maximum value of SAR (measured) = 0.882 mW/g



Test Laboratory: Advance Data Technology

11b-CH11-Mode 1

DUT: USRobotics Wireless Nd₁ Router ; Type: USR5464 ; Test Frequency: 2462 MHz

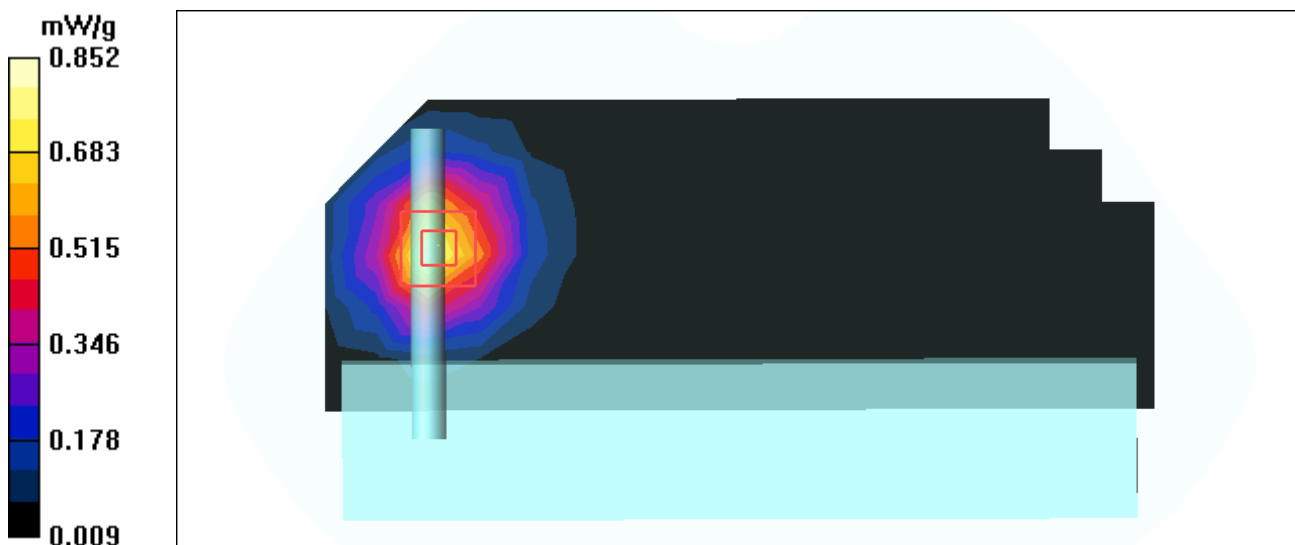
Communication System: 802.11b ; Frequency: 2462 MHz ; Duty Cycle: 1:1 ; Modulation type: DBPSK
 Medium: MSL2450 Medium parameters used: $f = 2462 \text{ MHz}$; $\sigma = 1.99 \text{ mho/m}$; $\epsilon_r = 53.8$; $\rho = 1000 \text{ kg/m}^3$; Liquid level : 152 mm
 Phantom section: Flat Section ; Separation distance : 15 mm (The bottom side of the EUT to the Phantom)
 Antenna type : Dipole Antenna ; Air temp. : 22.5 degrees ; Liquid temp. : 21.3 degrees

DASY4 Configuration:

- Probe: EX3DV4 - SN3578; ConvF(6.47, 6.47, 6.47) ; Calibrated: 2006/3/20
- Sensor-Surface: 4mm (Mechanical Surface Detection)
- Electronics: DAE3 Sn579 ; Calibrated: 2006/3/15
- Phantom: SAM 12 ; Type: SAM V4.0 ; Serial: TP 1202
- Measurement SW: DASY4, V4.7 Build 44 ; Postprocessing SW: SEMCAD, V1.8 Build 171

High Channel 11/Area Scan (7x17x1): Measurement grid: dx=15mm, dy=15mm
 Maximum value of SAR (measured) = 0.825 mW/g

High Channel 11/Zoom Scan (7x7x7)/Cube 0: Measurement grid: dx=5mm, dy=5mm, dz=5mm
 Reference Value = 15.8 V/m
 Peak SAR (extrapolated) = 1.72 W/kg
SAR(1 g) = 0.790 mW/g; SAR(10 g) = 0.404 mW/g
 Maximum value of SAR (measured) = 0.852 mW/g



Test Laboratory: Advance Data Technology

11g-CH1-Mode 2

DUT: USRobotics Wireless Nd₁ Router ; Type: USR5464 ; Test Frequency: 2412 MHz

Communication System: 802.11g ; Frequency: 2412 MHz ; Duty Cycle: 1:1 ; Modulation type: BPSK
 Medium: MSL2450 Medium parameters used: $f = 2412$ MHz; $\sigma = 1.92$ mho/m; $\epsilon_r = 54$; $\rho = 1000$ kg/m³ ; Liquid level : 152 mm

Phantom section: Flat Section ; Separation distance : 15 mm (The bottom side of the EUT to the Phantom)
 Antenna type : Dipole Antenna ; Air temp. : 22.5 degrees ; Liquid temp. : 21.3 degrees

DASY4 Configuration:

- Probe: EX3DV4 - SN3578; ConvF(6.47, 6.47, 6.47) ; Calibrated: 2006/3/20
- Sensor-Surface: 4mm (Mechanical Surface Detection)
- Electronics: DAE3 Sn579 ; Calibrated: 2006/3/15
- Phantom: SAM 12 ; Type: SAM V4.0 ; Serial: TP 1202
- Measurement SW: DASY4, V4.7 Build 44 ; Postprocessing SW: SEMCAD, V1.8 Build 171

Low Channel 1/Area Scan (7x17x1): Measurement grid: dx=15mm, dy=15mm

Maximum value of SAR (measured) = 0.771 mW/g

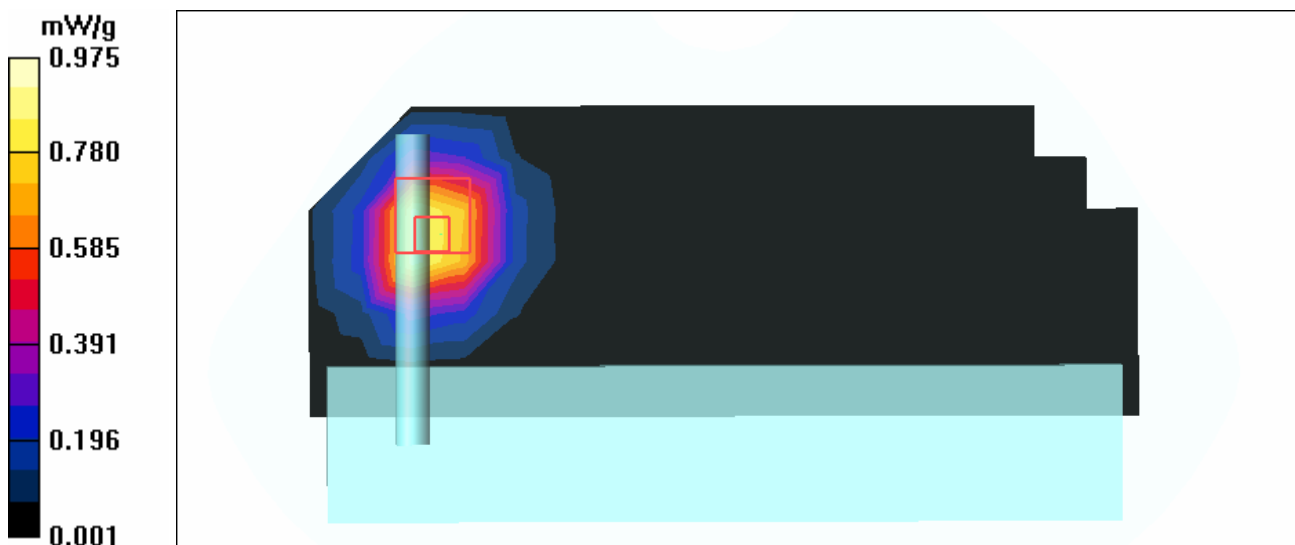
Low Channel 1/Zoom Scan (7x7x7)/Cube 0: Measurement grid: dx=5mm, dy=5mm, dz=5mm

Reference Value = 11.7 V/m

Peak SAR (extrapolated) = 2.01 W/kg

SAR(1 g) = 0.916 mW/g; SAR(10 g) = 0.427 mW/g

Maximum value of SAR (measured) = 0.975 mW/g



Test Laboratory: Advance Data Technology

11g-CH6-Mode 2

DUT: USRobotics Wireless Nd₁ Router ; Type: USR5464 ; Test Frequency: 2437 MHz

Communication System: 802.11g ; Frequency: 2437 MHz ; Duty Cycle: 1:1 ; Modulation type: BPSK
 Medium: MSL2450 Medium parameters used: $f = 2437$ MHz; $\sigma = 1.96$ mho/m; $\epsilon_r = 53.9$; $\rho = 1000$ kg/m³ ; Liquid level : 152 mm

Phantom section: Flat Section ; Separation distance : 15 mm (The bottom side of the EUT to the Phantom)
 Antenna type : Dipole Antenna ; Air temp. : 22.5 degrees ; Liquid temp. : 21.3 degrees

DASY4 Configuration:

- Probe: EX3DV4 - SN3578; ConvF(6.47, 6.47, 6.47) ; Calibrated: 2006/3/20
- Sensor-Surface: 4mm (Mechanical Surface Detection)
- Electronics: DAE3 Sn579 ; Calibrated: 2006/3/15
- Phantom: SAM 12 ; Type: SAM V4.0 ; Serial: TP 1202
- Measurement SW: DASY4, V4.7 Build 44 ; Postprocessing SW: SEMCAD, V1.8 Build 171

Mid Channel 6/Area Scan (7x17x1): Measurement grid: dx=15mm, dy=15mm

Maximum value of SAR (measured) = 1.27 mW/g

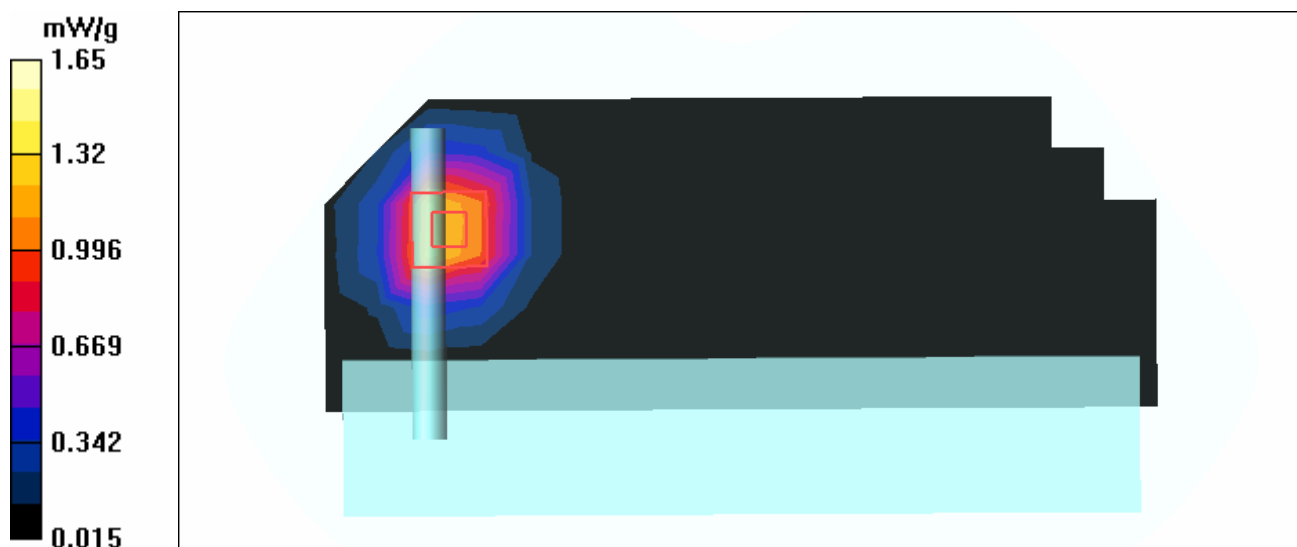
Mid Channel 6/Zoom Scan (7x7x7)/Cube 0: Measurement grid: dx=5mm, dy=5mm, dz=5mm

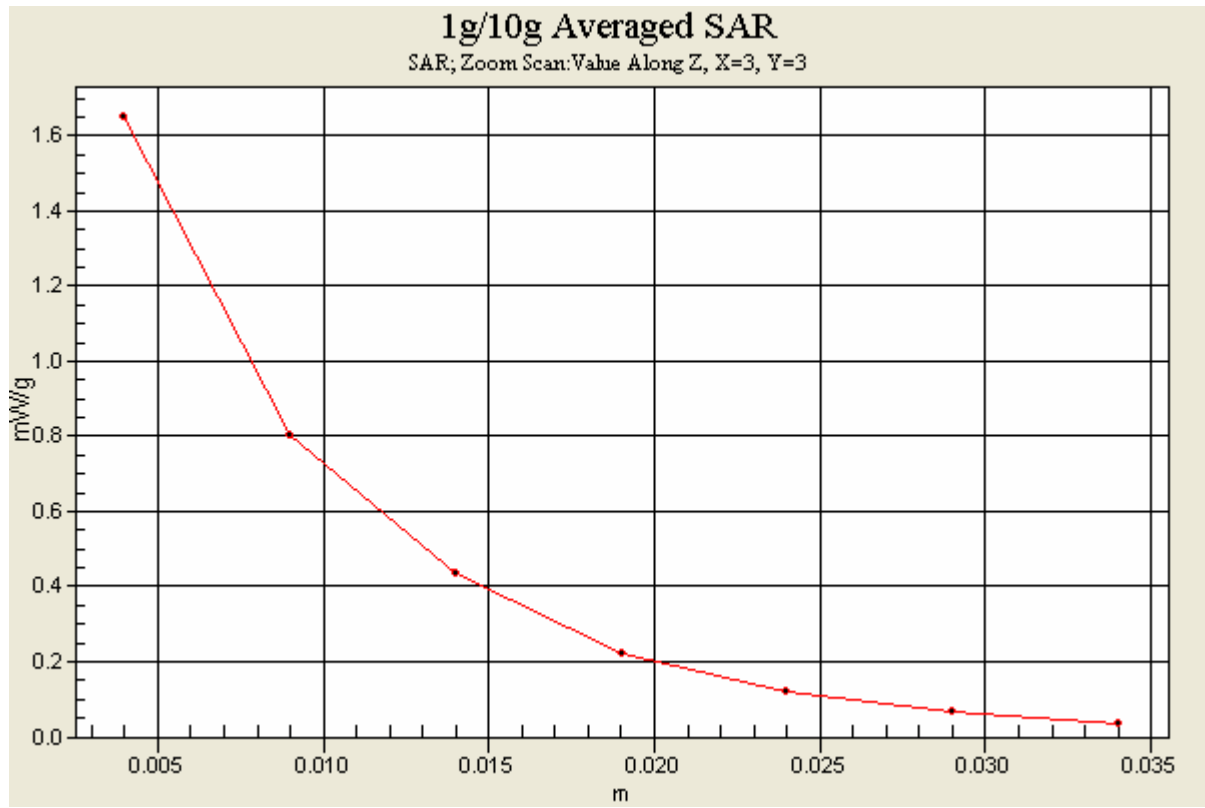
Reference Value = 15.4 V/m

Peak SAR (extrapolated) = 3.41 W/kg

SAR(1 g) = 1.52 mW/g; SAR(10 g) = 0.749 mW/g

Maximum value of SAR (measured) = 1.65 mW/g





Test Laboratory: Advance Data Technology

11g-CH11-Mode 2

DUT: USRobotics Wireless Nd₁ Router ; Type: USR5464 ; Test Frequency: 2462 MHz

Communication System: 802.11g ; Frequency: 2462 MHz ; Duty Cycle: 1:1 ; Modulation type: BPSK
 Medium: MSL2450 Medium parameters used: $f = 2462$ MHz; $\sigma = 1.99$ mho/m; $\epsilon_r = 53.8$; $\rho = 1000$ kg/m³ ; Liquid level : 152 mm

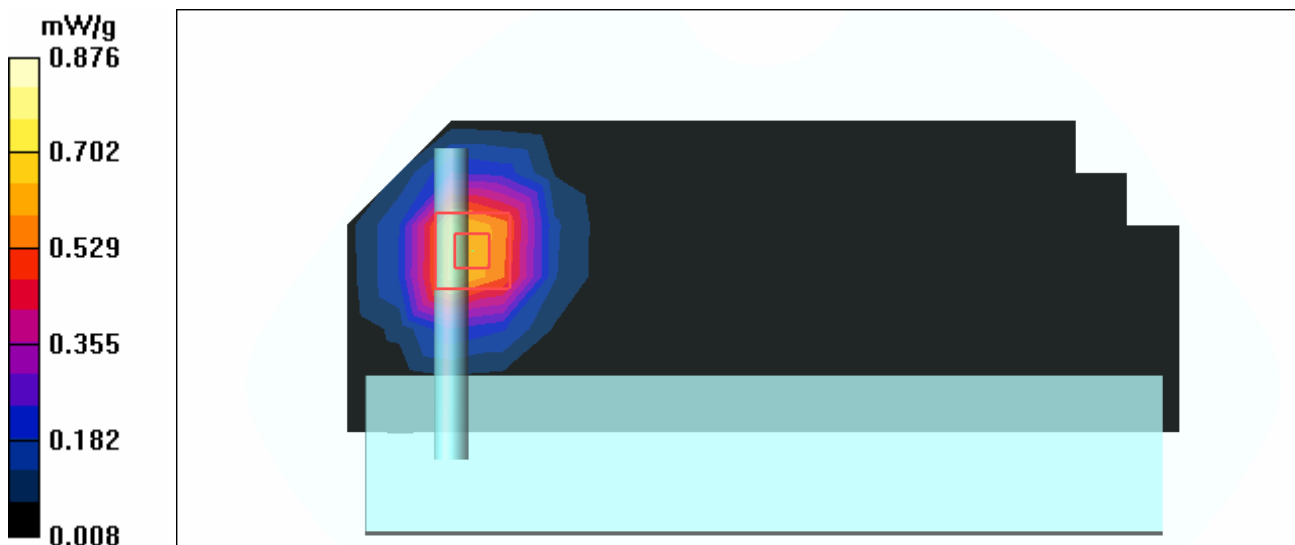
Phantom section: Flat Section ; Separation distance : 15 mm (The bottom side of the EUT to the Phantom)
 Antenna type : Dipole Antenna ; Air temp. : 22.5 degrees ; Liquid temp. : 21.3 degrees

DASY4 Configuration:

- Probe: EX3DV4 - SN3578; ConvF(6.47, 6.47, 6.47) ; Calibrated: 2006/3/20
- Sensor-Surface: 4mm (Mechanical Surface Detection)
- Electronics: DAE3 Sn579 ; Calibrated: 2006/3/15
- Phantom: SAM 12 ; Type: SAM V4.0 ; Serial: TP 1202
- Measurement SW: DASY4, V4.7 Build 44 ; Postprocessing SW: SEMCAD, V1.8 Build 171

High Channel 11/Area Scan (7x17x1): Measurement grid: dx=15mm, dy=15mm
 Maximum value of SAR (measured) = 0.679 mW/g

High Channel 11/Zoom Scan (7x7x7)/Cube 0: Measurement grid: dx=5mm, dy=5mm, dz=5mm
 Reference Value = 11.6 V/m
 Peak SAR (extrapolated) = 1.79 W/kg
SAR(1 g) = 0.807 mW/g; SAR(10 g) = 0.399 mW/g
 Maximum value of SAR (measured) = 0.876 mW/g



Test Laboratory: Advance Data Technology

11n-SPAN20-CH1-Mode 3

DUT: USRobotics Wireless N1 Router ; Type: USR5464 ; Test Frequency: 2412 MHz

Communication System: 802.11n ; Frequency: 2412 MHz ; Duty Cycle: 1:1 ; Modulation type: BPSK

Medium: MSL2450 Medium parameters used: $f = 2412$ MHz; $\sigma = 1.92$ mho/m; $\epsilon_r = 54$; $\rho = 1000$

kg/m³ ; Liquid level : 152 mm

Phantom section: Flat Section ; Separation distance : 15 mm (The bottom side of the EUT to the Phantom)

Antenna type : Dipole Antenna ; Air temp. : 22.5 degrees ; Liquid temp. : 21.3 degrees

DASY4 Configuration:

- Probe: EX3DV4 - SN3578; ConvF(6.47, 6.47, 6.47) ; Calibrated: 2006/3/20
- Sensor-Surface: 4mm (Mechanical Surface Detection)
- Electronics: DAE3 Sn579 ; Calibrated: 2006/3/15
- Phantom: SAM 12 ; Type: SAM V4.0 ; Serial: TP 1202
- Measurement SW: DASY4, V4.7 Build 44 ; Postprocessing SW: SEMCAD, V1.8 Build 171

Low Channel 1/Area Scan (7x17x1): Measurement grid: dx=15mm, dy=15mm

Maximum value of SAR (measured) = 0.263 mW/g

Low Channel 1/Zoom Scan (7x7x7)/Cube 0: Measurement grid: dx=5mm, dy=5mm, dz=5mm

Reference Value = 8.17 V/m

Peak SAR (extrapolated) = 0.755 W/kg

SAR(1 g) = 0.350 mW/g; SAR(10 g) = 0.177 mW/g

Maximum value of SAR (measured) = 0.375 mW/g

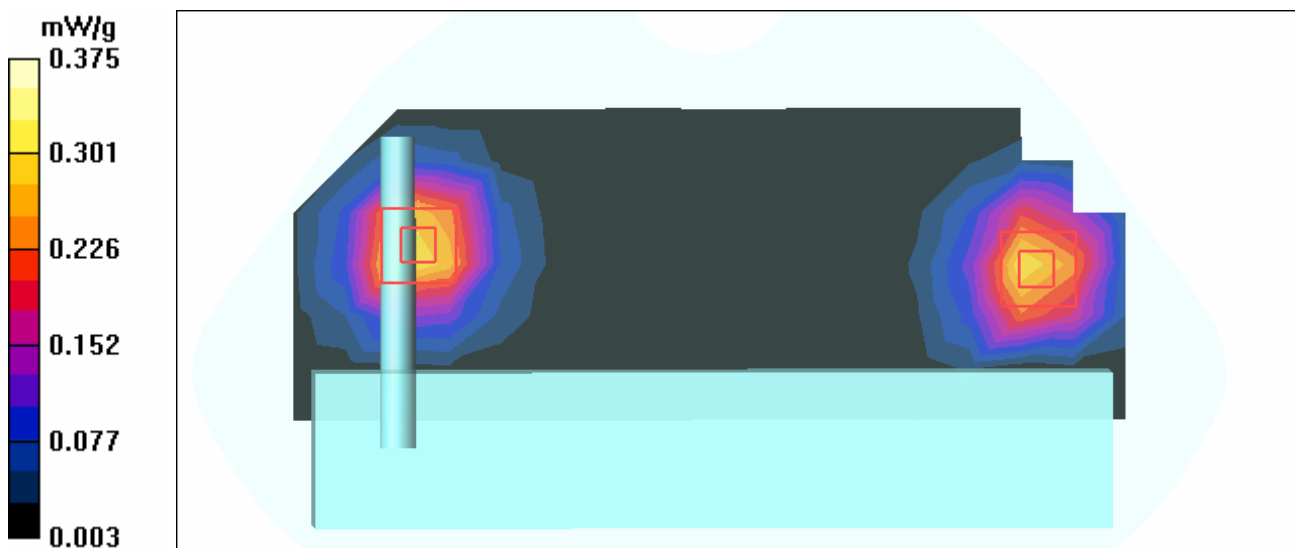
Low Channel 1/Zoom Scan (7x7x7)/Cube 1: Measurement grid: dx=5mm, dy=5mm, dz=5mm

Reference Value = 8.17 V/m

Peak SAR (extrapolated) = 0.623 W/kg

SAR(1 g) = 0.293 mW/g; SAR(10 g) = 0.151 mW/g

Maximum value of SAR (measured) = 0.314 mW/g



Test Laboratory: Advance Data Technology

11n-SPAN20-CH6-Mode 3

DUT: USRobotics Wireless Nd₁ Router ; Type: USR5464 ; Test Frequency: 2437 MHz

Communication System: 802.11n ; Frequency: 2437 MHz ; Duty Cycle: 1:1 ; Modulation type: BPSK
 Medium: MSL2450 Medium parameters used: $f = 2437$ MHz; $\sigma = 1.96$ mho/m; $\epsilon_r = 53.9$; $\rho = 1000$ kg/m³ ; Liquid level : 152 mm

Phantom section: Flat Section ; Separation distance : 15 mm (The bottom side of the EUT to the Phantom)

Antenna type : Dipole Antenna ; Air temp. : 22.5 degrees ; Liquid temp. : 21.3 degrees

DASY4 Configuration:

- Probe: EX3DV4 - SN3578; ConvF(6.47, 6.47, 6.47) ; Calibrated: 2006/3/20
- Sensor-Surface: 4mm (Mechanical Surface Detection)
- Electronics: DAE3 Sn579 ; Calibrated: 2006/3/15
- Phantom: SAM 12 ; Type: SAM V4.0 ; Serial: TP 1202
- Measurement SW: DASY4, V4.7 Build 44 ; Postprocessing SW: SEMCAD, V1.8 Build 171

Mid Channel 6/Area Scan (7x17x1): Measurement grid: dx=15mm, dy=15mm

Maximum value of SAR (measured) = 0.540 mW/g

Mid Channel 6/Zoom Scan (7x7x7)/Cube 0: Measurement grid: dx=5mm, dy=5mm, dz=5mm

Reference Value = 11.9 V/m

Peak SAR (extrapolated) = 1.27 W/kg

SAR(1 g) = 0.583 mW/g; SAR(10 g) = 0.293 mW/g

Maximum value of SAR (measured) = 0.630 mW/g

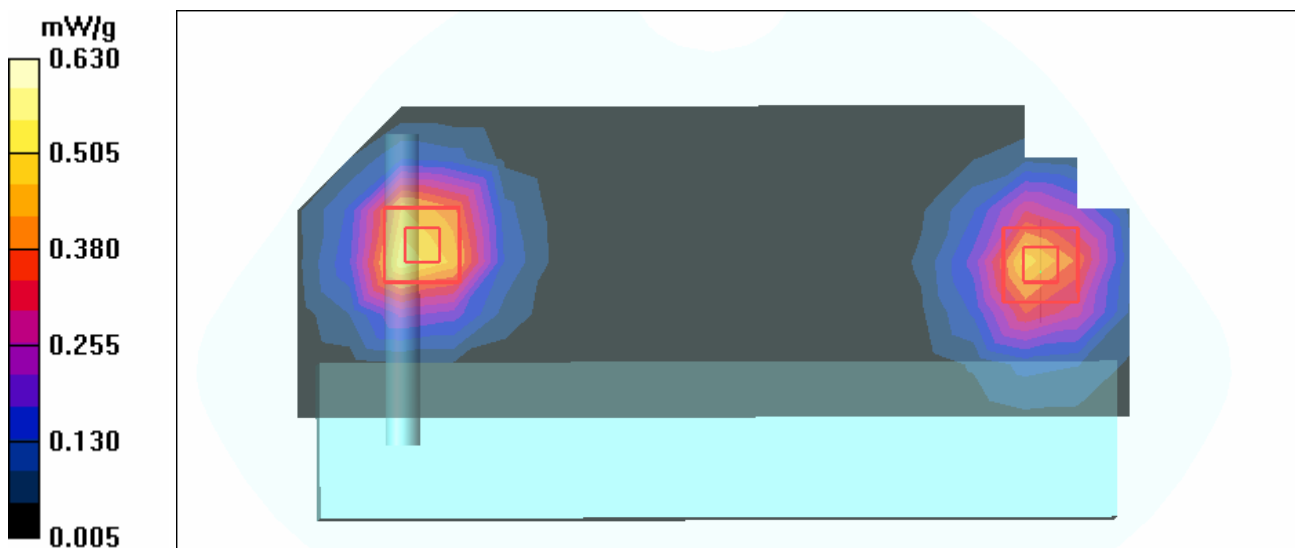
Mid Channel 6/Zoom Scan (7x7x7)/Cube 1: Measurement grid: dx=5mm, dy=5mm, dz=5mm

Reference Value = 11.9 V/m

Peak SAR (extrapolated) = 0.879 W/kg

SAR(1 g) = 0.460 mW/g; SAR(10 g) = 0.239 mW/g

Maximum value of SAR (measured) = 0.510 mW/g



Test Laboratory: Advance Data Technology

11n-SPAN20-CH11-Mode 3

DUT: USRobotics Wireless N_{d1} Router ; Type: USR5464 ; Test Frequency: 2462 MHz

Communication System: 802.11n ; Frequency: 2462 MHz ; Duty Cycle: 1:1 ; Modulation type: BPSK
 Medium: MSL2450 Medium parameters used: $f = 2462$ MHz; $\sigma = 1.99$ mho/m; $\epsilon_r = 53.8$; $\rho = 1000$ kg/m³ ; Liquid level : 152 mm

Phantom section: Flat Section ; Separation distance : 15 mm (The bottom side of the EUT to the Phantom)

Antenna type : Dipole Antenna ; Air temp. : 22.5 degrees ; Liquid temp. : 21.3 degrees

DASY4 Configuration:

- Probe: EX3DV4 - SN3578; ConvF(6.47, 6.47, 6.47) ; Calibrated: 2006/3/20
- Sensor-Surface: 4mm (Mechanical Surface Detection)
- Electronics: DAE3 Sn579 ; Calibrated: 2006/3/15
- Phantom: SAM 12 ; Type: SAM V4.0 ; Serial: TP 1202
- Measurement SW: DASY4, V4.7 Build 44 ; Postprocessing SW: SEMCAD, V1.8 Build 171

High Channel 11/Area Scan (7x17x1): Measurement grid: dx=15mm, dy=15mm

Maximum value of SAR (measured) = 0.319 mW/g

High Channel 11/Zoom Scan (7x7x7)/Cube 0: Measurement grid: dx=5mm, dy=5mm, dz=5mm

Reference Value = 8.87 V/m

Peak SAR (extrapolated) = 0.684 W/kg

SAR(1 g) = 0.312 mW/g; SAR(10 g) = 0.158 mW/g

Maximum value of SAR (measured) = 0.337 mW/g

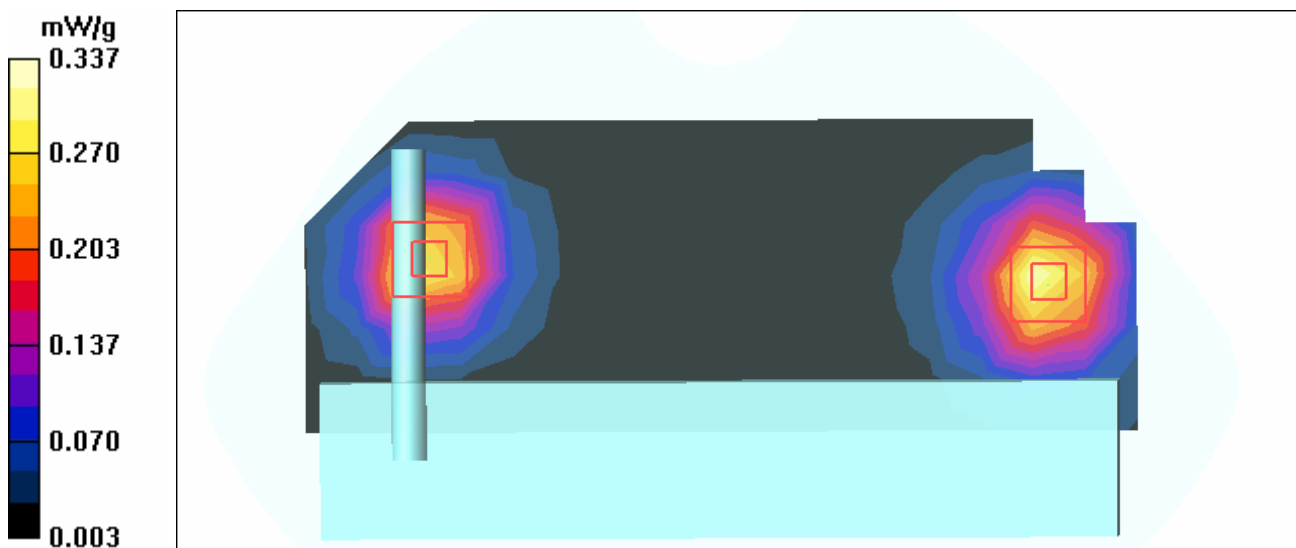
High Channel 11/Zoom Scan (7x7x7)/Cube 1: Measurement grid: dx=5mm, dy=5mm, dz=5mm

Reference Value = 8.87 V/m

Peak SAR (extrapolated) = 0.684 W/kg

SAR(1 g) = 0.314 mW/g; SAR(10 g) = 0.162 mW/g

Maximum value of SAR (measured) = 0.340 mW/g



Test Laboratory: Advance Data Technology

11n-SPAN40-CH1-Mode 4

DUT: USRobotics Wireless N_{d1} Router ; Type: USR5464 ; Test Frequency: 2422 MHz

Communication System: 802.11n ; Frequency: 2422 MHz ; Duty Cycle: 1:1 ; Modulation type: BPSK
 Medium: MSL2450 Medium parameters used : $f = 2422$ MHz; $\sigma = 1.94$ mho/m; $\epsilon_r = 53.9$; $\rho = 1000$ kg/m³ ; Liquid level : 152 mm

Phantom section: Flat Section ; Separation distance : 15 mm (The bottom side of the EUT to the Phantom)

Antenna type : Dipole Antenna ; Air temp. : 22.5 degrees ; Liquid temp. : 21.3 degrees

DASY4 Configuration:

- Probe: EX3DV4 - SN3578; ConvF(6.47, 6.47, 6.47) ; Calibrated: 2006/3/20
- Sensor-Surface: 4mm (Mechanical Surface Detection)
- Electronics: DAE3 Sn579 ; Calibrated: 2006/3/15
- Phantom: SAM 12 ; Type: SAM V4.0 ; Serial: TP 1202
- Measurement SW: DASY4, V4.7 Build 44 ; Postprocessing SW: SEMCAD, V1.8 Build 171

Low Channel 1/Area Scan (7x17x1): Measurement grid: dx=15mm, dy=15mm

Maximum value of SAR (measured) = 0.212 mW/g

Low Channel 1/Zoom Scan (7x7x7)/Cube 0: Measurement grid: dx=5mm, dy=5mm, dz=5mm

Reference Value = 6.86 V/m

Peak SAR (extrapolated) = 0.452 W/kg

SAR(1 g) = 0.211 mW/g; SAR(10 g) = 0.108 mW/g

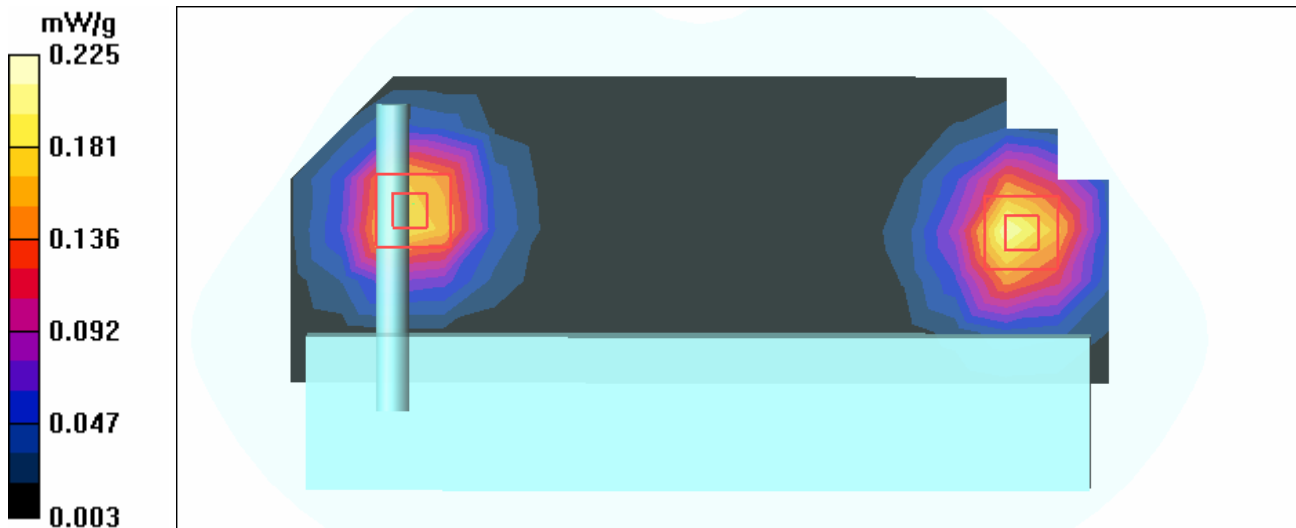
Maximum value of SAR (measured) = 0.225 mW/g

Low Channel 1/Zoom Scan (7x7x7)/Cube 1: Measurement grid: dx=5mm, dy=5mm, dz=5mm

Reference Value = 6.86 V/m

Peak SAR (extrapolated) = 0.384 W/kg

SAR(1 g) = 0.200 mW/g; SAR(10 g) = 0.104 mW/g



Test Laboratory: Advance Data Technology

11n-SPAN40-CH4-Mode 4

DUT: USRobotics Wireless Nd₁ Router ; Type: USR5464 ; Test Frequency: 2437 MHz

Communication System: 802.11n ; Frequency: 2437 MHz ; Duty Cycle: 1:1 ; Modulation type: BPSK
 Medium: MSL2450 Medium parameters used: $f = 2437$ MHz; $\sigma = 1.96$ mho/m; $\epsilon_r = 53.9$; $\rho = 1000$ kg/m³ ; Liquid level : 152 mm

Phantom section: Flat Section ; Separation distance : 15 mm (The bottom side of the EUT to the Phantom)

Antenna type : Dipole Antenna ; Air temp. : 22.5 degrees ; Liquid temp. : 21.3 degrees

DASY4 Configuration:

- Probe: EX3DV4 - SN3578; ConvF(6.47, 6.47, 6.47) ; Calibrated: 2006/3/20
- Sensor-Surface: 4mm (Mechanical Surface Detection)
- Electronics: DAE3 Sn579 ; Calibrated: 2006/3/15
- Phantom: SAM 12 ; Type: SAM V4.0 ; Serial: TP 1202
- Measurement SW: DASY4, V4.7 Build 44 ; Postprocessing SW: SEMCAD, V1.8 Build 171

Mid Channel 4/Area Scan (7x17x1): Measurement grid: dx=15mm, dy=15mm

Maximum value of SAR (measured) = 0.343 mW/g

Mid Channel 4/Zoom Scan (7x7x7)/Cube 0: Measurement grid: dx=5mm, dy=5mm, dz=5mm

Reference Value = 9.05 V/m

Peak SAR (extrapolated) = 0.697 W/kg

SAR(1 g) = 0.322 mW/g; SAR(10 g) = 0.164 mW/g

Maximum value of SAR (measured) = 0.348 mW/g

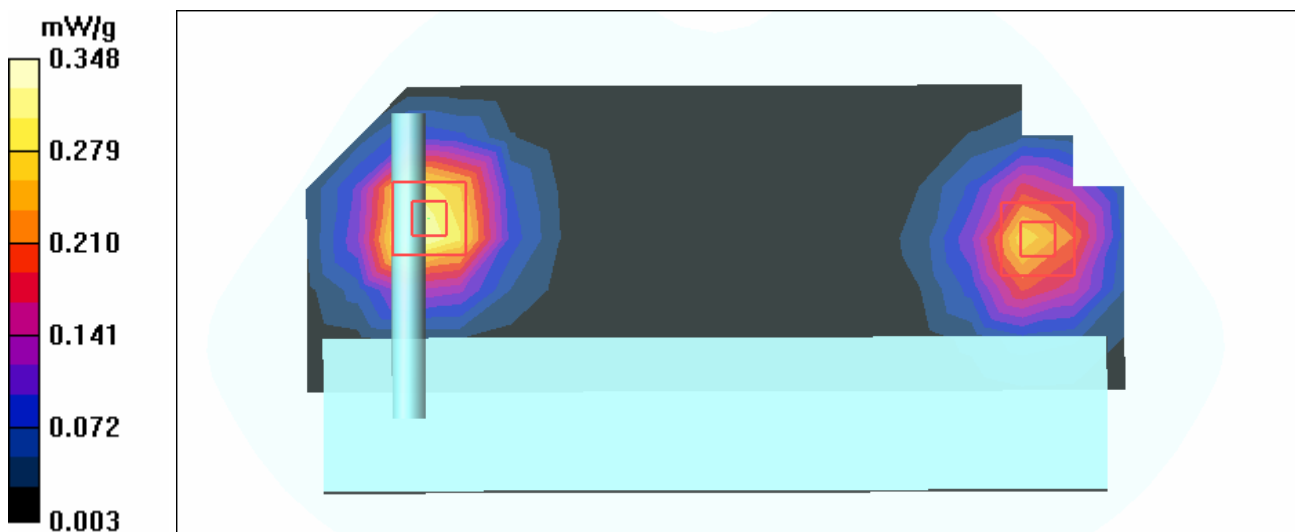
Mid Channel 4/Zoom Scan (7x7x7)/Cube 1: Measurement grid: dx=5mm, dy=5mm, dz=5mm

Reference Value = 9.05 V/m

Peak SAR (extrapolated) = 0.588 W/kg

SAR(1 g) = 0.274 mW/g; SAR(10 g) = 0.142 mW/g

Maximum value of SAR (measured) = 0.297 mW/g



Test Laboratory: Advance Data Technology

11n-SPAN40-CH7-Mode 4

DUT: USRobotics Wireless N_{d1} Router ; Type: USR5464 ; Test Frequency: 2452 MHz

Communication System: 802.11n ; Frequency: 2452 MHz ; Duty Cycle: 1:1 ; Modulation type: BPSK

Medium: MSL2450 Medium parameters used : $f = 2452$ MHz; $\sigma = 1.97$ mho/m; $\epsilon_r = 53.8$; $\rho = 1000$ kg/m³ ; Liquid level : 152 mm

Phantom section: Flat Section ; Separation distance : 15 mm (The bottom side of the EUT to the Phantom)

Antenna type : Dipole Antenna ; Air temp. : 22.5 degrees ; Liquid temp. : 21.3 degrees

DASY4 Configuration:

- Probe: EX3DV4 - SN3578; ConvF(6.47, 6.47, 6.47) ; Calibrated: 2006/3/20
- Sensor-Surface: 4mm (Mechanical Surface Detection)
- Electronics: DAE3 Sn579 ; Calibrated: 2006/3/15
- Phantom: SAM 12 ; Type: SAM V4.0 ; Serial: TP 1202
- Measurement SW: DASY4, V4.7 Build 44 ; Postprocessing SW: SEMCAD, V1.8 Build 171

High Channel 7/Area Scan (7x17x1): Measurement grid: dx=15mm, dy=15mm

Maximum value of SAR (measured) = 0.167 mW/g

High Channel 7/Zoom Scan (7x7x7)/Cube 0: Measurement grid: dx=5mm, dy=5mm, dz=5mm

Reference Value = 6.29 V/m

Peak SAR (extrapolated) = 0.390 W/kg

SAR(1 g) = 0.181 mW/g; SAR(10 g) = 0.093 mW/g

Maximum value of SAR (measured) = 0.195 mW/g

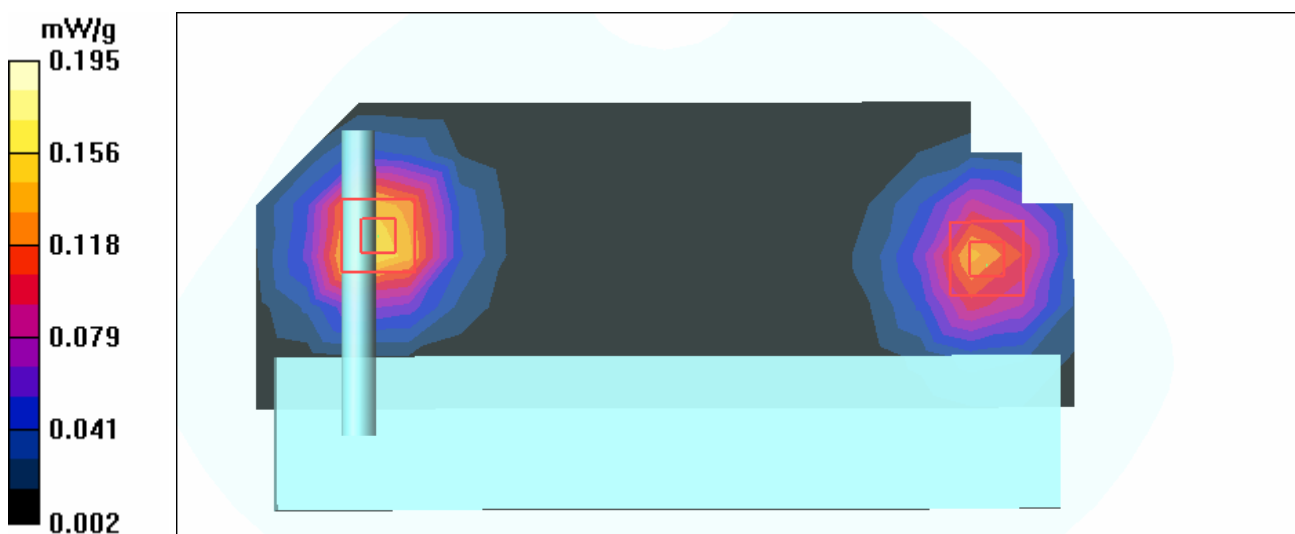
High Channel 7/Zoom Scan (7x7x7)/Cube 1: Measurement grid: dx=5mm, dy=5mm, dz=5mm

Reference Value = 6.29 V/m

Peak SAR (extrapolated) = 0.294 W/kg

SAR(1 g) = 0.136 mW/g; SAR(10 g) = 0.070 mW/g

Maximum value of SAR (measured) = 0.147 mW/g



Test Laboratory: Advance Data Technology

System Validation Check-MSL 2450MHz

DUT: Dipole 2450 MHz ; Type: D2450V2 ; Serial: 737 ; Test Frequency: 2450 MHz

Communication System: CW ; Frequency: 2450 MHz; Duty Cycle: 1:1; Modulation type: CW
 Medium: MSL2450; Medium parameters used: $f = 2450$ MHz; $\sigma = 1.97$ mho/m; $\epsilon_r = 53.8$; $\rho = 1000$ kg/m³ ; Liquid level : 150 mm
 Phantom section: Flat Section ; Separation distance : 10 mm (The feetpoint of the dipole to the Phantom) Air temp. : 22.3 degrees ; Liquid temp. : 21.3 degrees

DASY4 Configuration:

- Probe: EX3DV4 - SN3578; ConvF(6.47, 6.47, 6.47) ; Calibrated: 2006/3/20
- Sensor-Surface: 4mm (Mechanical Surface Detection)
- Electronics: DAE3 Sn579; Calibrated: 2006/3/15
- Phantom: SAM 12; Type: SAM V4.0; Serial: TP 1202
- Measurement SW: DASY4, V4.7 Build 44; Postprocessing SW: SEMCAD, V1.8 Build 171

d=10mm, Pin=250mW/Area Scan (5x7x1): Measurement grid: dx=15mm, dy=15mm
 Maximum value of SAR (measured) = 15.2 mW/g

d=10mm, Pin=250mW/Zoom Scan (7x7x7)/Cube 0: Measurement grid: dx=5mm, dy=5mm, dz=5mm

Reference Value = 88.2 V/m; Power Drift = -0.077 dB

Peak SAR (extrapolated) = 30.0 W/kg

SAR(1 g) = 13.7 mW/g; SAR(10 g) = 6.29 mW/g

Maximum value of SAR (measured) = 15.5 mW/g

