

## APPENDIX A: TEST CONFIGURATIONS AND TEST DATA

### A1: TEST CONFIGURATION

#### Bottom of EUT Antenna A Position




The Bottom of the EUT to the flat phantom distance 0 mm

## Bottom of EUT Antenna B Position



**The Bottom of the EUT to the flat phantom distance 0 mm**

## Tip of EUT Antenna A Position



The Tip of the EUT to the flat phantom distance 15 mm

## Tip of EUT Antenna B Position



**The Tip of the EUT to the flat phantom distance 15 mm**




## Liquid Level Photo

MSL 2450MHz D=150mm



**Liquid Level Photo**

**MSL 5GHz D=150mm**



Test Laboratory: Advance Data Technology

## WMIA-123AG47-Mode 1 Bottom 11b (Antenna\_A)

**DUT: Table PC ; Type: WMIA-123AG47 ; Test Frequency: 2412 MHz**

Communication System: 802.11b ; Frequency: 2412 MHz ; Duty Cycle: 1:1 ; Modulation type: CCK

Medium: MSL2450 Medium parameters used:  $f = 2412$  MHz;  $\sigma = 1.96$  mho/m;  $\epsilon_r = 50.9$ ;  $\rho = 1000$  kg/m<sup>3</sup> ; Liquid level : 150mm

Phantom section: Flat Section ; Separation distance : 0 mm (The bottom side of the EUT to the Phantom)

Antenna type : Internal Antenna ; Air temp. : 22.0 degrees ; Liquid temp. : 21.0 degrees

DASY4 Configuration:

- Probe: ET3DV6 - SN1687 ; ConvF(4.23, 4.23, 4.23) ; Calibrated: 2004/8/26
- Sensor-Surface: 4mm (Mechanical Surface Detection)
- Electronics: DAE3 Sn510 ; Calibrated: 2004/8/17
- Phantom: SAM 12 ; Type: SAM V4.0 ; Serial: TP 1202
- Measurement SW: DASY4, V4.4 Build 3 ; Postprocessing SW: SEMCAD, V1.8 Build 130

**Low Channel 1/Area Scan (5x7x1):** Measurement grid: dx=15mm, dy=15mm

Maximum value of SAR (measured) = 0.098 mW/g

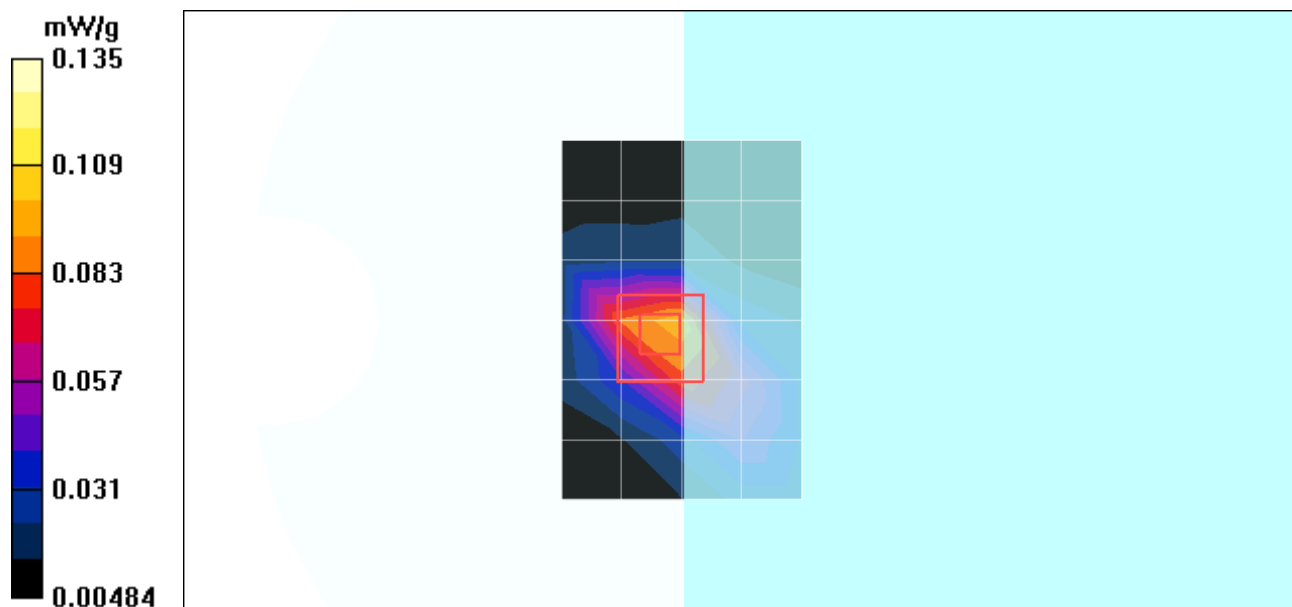
**Low Channel 1/Zoom Scan (7x7x7)/Cube 0:** Measurement grid: dx=5mm, dy=5mm, dz=5mm

Reference Value = 7.27 V/m

Peak SAR (extrapolated) = 0.171 W/kg

**SAR(1 g) = 0.117 mW/g; SAR(10 g) = 0.061 mW/g**

Maximum value of SAR (measured) = 0.135 mW/g





Test Laboratory: Advance Data Technology

### WMIA-123AG47-Mode 1 Bottom 11b (Antenna\_A)

**DUT: Table PC ; Type: WMIA-123AG47 ; Test Frequency: 2437 MHz**

Communication System: 802.11b ; Frequency: 2437 MHz ; Duty Cycle: 1:1 ; Modulation type: CCK

Medium: MSL2450 Medium parameters used:  $f = 2437$  MHz;  $\sigma = 2.01$  mho/m;  $\epsilon_r = 50.9$ ;  $\rho = 1000$  kg/m<sup>3</sup> ; Liquid level : 150mm

Phantom section: Flat Section ; Separation distance : 0 mm (The bottom side of the EUT to the Phantom)

Antenna type : Internal Antenna ; Air temp. : 22.0 degrees ; Liquid temp. : 21.0 degrees

DASY4 Configuration:

- Probe: ET3DV6 - SN1687 ; ConvF(4.23, 4.23, 4.23) ; Calibrated: 2004/8/26
- Sensor-Surface: 4mm (Mechanical Surface Detection)
- Electronics: DAE3 Sn510 ; Calibrated: 2004/8/17
- Phantom: SAM 12 ; Type: SAM V4.0 ; Serial: TP 1202
- Measurement SW: DASY4, V4.4 Build 3 ; Postprocessing SW: SEMCAD, V1.8 Build 130

**Middle Channel/Area Scan (5x7x1):** Measurement grid: dx=15mm, dy=15mm

Maximum value of SAR (measured) = 0.143 mW/g


**Middle Channel/Zoom Scan (7x7x7)/Cube 0:** Measurement grid: dx=5mm, dy=5mm, dz=5mm

Reference Value = 8.52 V/m

Peak SAR (extrapolated) = 2.36 W/kg

**SAR(1 g) = 0.130 mW/g; SAR(10 g) = 0.069 mW/g**

Maximum value of SAR (measured) = 0.152 mW/g



Date/Time: 04/15/05 10:15:23

Test Laboratory: Advance Data Technology

## WMIA-123AG47-Mode 1 Bottom 11b (Antenna\_A)

**DUT: Table PC ; Type: WMIA-123AG47 ; Test Frequency: 2462 MHz**

Communication System: 802.11b ; Frequency: 2462 MHz ; Duty Cycle: 1:1 ; Modulation type: CCK

Medium: MSL2450 Medium parameters used:  $f = 2462$  MHz;  $\sigma = 2.04$  mho/m;  $\epsilon_r = 50.8$ ;  $\rho = 1000$  kg/m<sup>3</sup> ; Liquid level : 150mm

Phantom section: Flat Section ; Separation distance : 0 mm (The bottom side of the EUT to the Phantom)

Antenna type : Internal Antenna ; Air temp. : 22.0 degrees ; Liquid temp. : 21.0 degrees

DASY4 Configuration:

- Probe: ET3DV6 - SN1687 ; ConvF(4.23, 4.23, 4.23) ; Calibrated: 2004/8/26
- Sensor-Surface: 4mm (Mechanical Surface Detection)
- Electronics: DAE3 Sn510 ; Calibrated: 2004/8/17
- Phantom: SAM 12 ; Type: SAM V4.0 ; Serial: TP 1202
- Measurement SW: DASY4, V4.4 Build 3 ; Postprocessing SW: SEMCAD, V1.8 Build 130

**High Channel/Area Scan (5x7x1):** Measurement grid: dx=15mm, dy=15mm

Maximum value of SAR (measured) = 0.175 mW/g

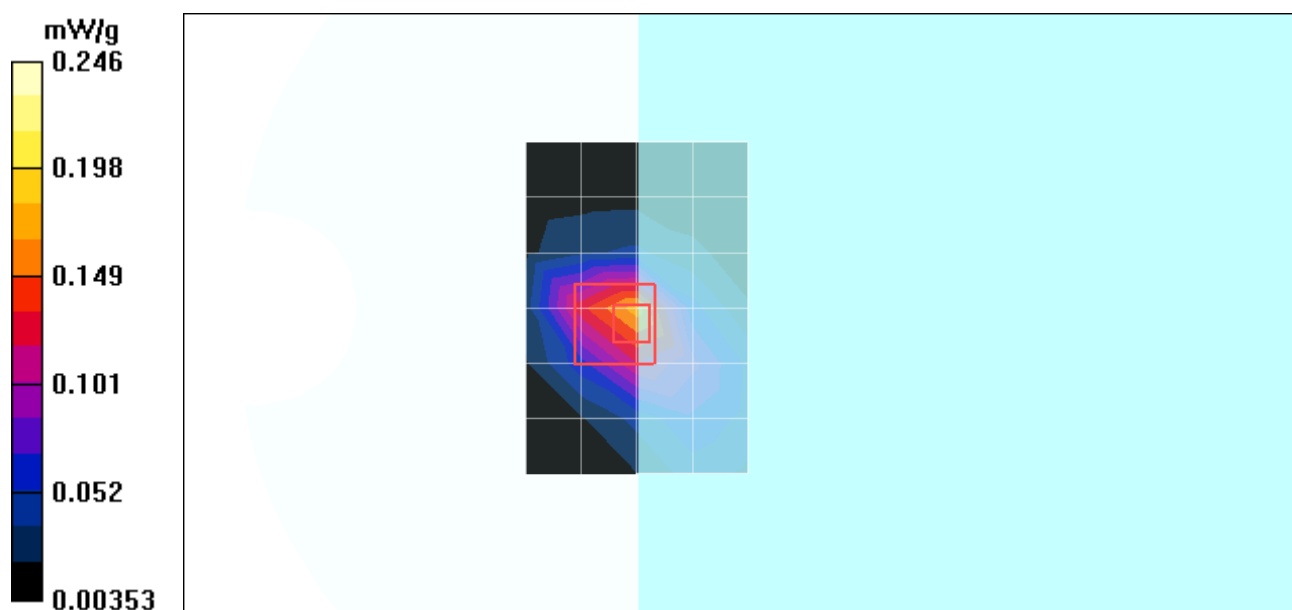
**High Channel/Zoom Scan (7x7x7)/Cube 0:** Measurement grid: dx=5mm, dy=5mm, dz=5mm

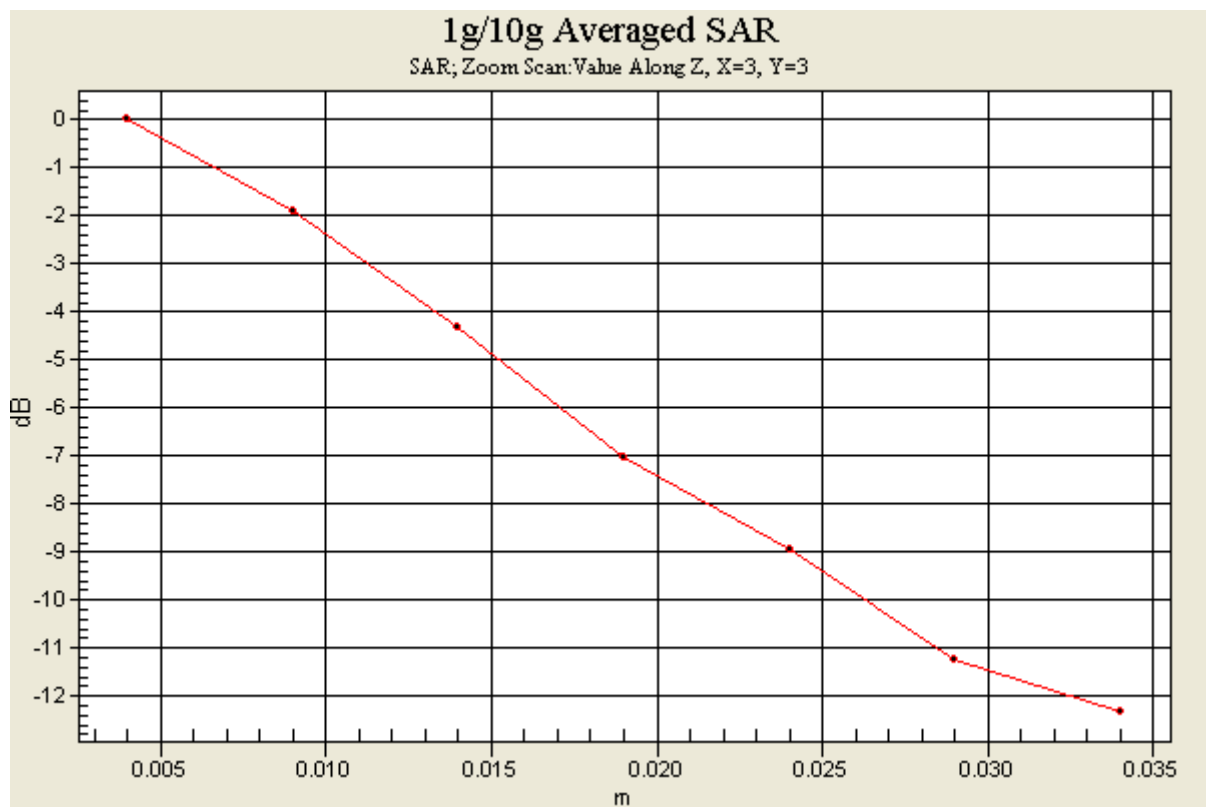
Reference Value = 9.27 V/m

Peak SAR (extrapolated) = 1.95 W/kg

**SAR(1 g) = 0.226 mW/g; SAR(10 g) = 0.115 mW/g**

Maximum value of SAR (measured) = 0.246 mW/g





Test Laboratory: Advance Data Technology

## WMIA-123AG47-Mode 1 Bottom 11b (Antenna\_A) with Bluetooth

**DUT: Table PC ; Type: WMIA-123AG47 ; Test Frequency: 2462 MHz**

Communication System: 802.11b ; Frequency: 2462 MHz ; Duty Cycle: 1:1 ; Modulation type: CCK

Medium: MSL2450 Medium parameters used:  $f = 2462$  MHz;  $\sigma = 2.04$  mho/m;  $\epsilon_r = 50.8$ ;  $\rho = 1000$  kg/m<sup>3</sup> ; Liquid level : 150mm

Phantom section: Flat Section ; Separation distance : 0 mm (The bottom side of the EUT to the Phantom)

Antenna type : Internal Antenna ; Air temp. : 22.0 degrees ; Liquid temp. : 21.0 degrees

DASY4 Configuration:

- Probe: ET3DV6 - SN1687 ; ConvF(4.23, 4.23, 4.23) ; Calibrated: 2004/8/26
- Sensor-Surface: 4mm (Mechanical Surface Detection)
- Electronics: DAE3 Sn510 ; Calibrated: 2004/8/17
- Phantom: SAM 12 ; Type: SAM V4.0 ; Serial: TP 1202
- Measurement SW: DASY4, V4.4 Build 3 ; Postprocessing SW: SEMCAD, V1.8 Build 130

**High Channel + BT/Area Scan (5x7x1):** Measurement grid: dx=15mm, dy=15mm  
Maximum value of SAR (measured) = 0.188 mW/g

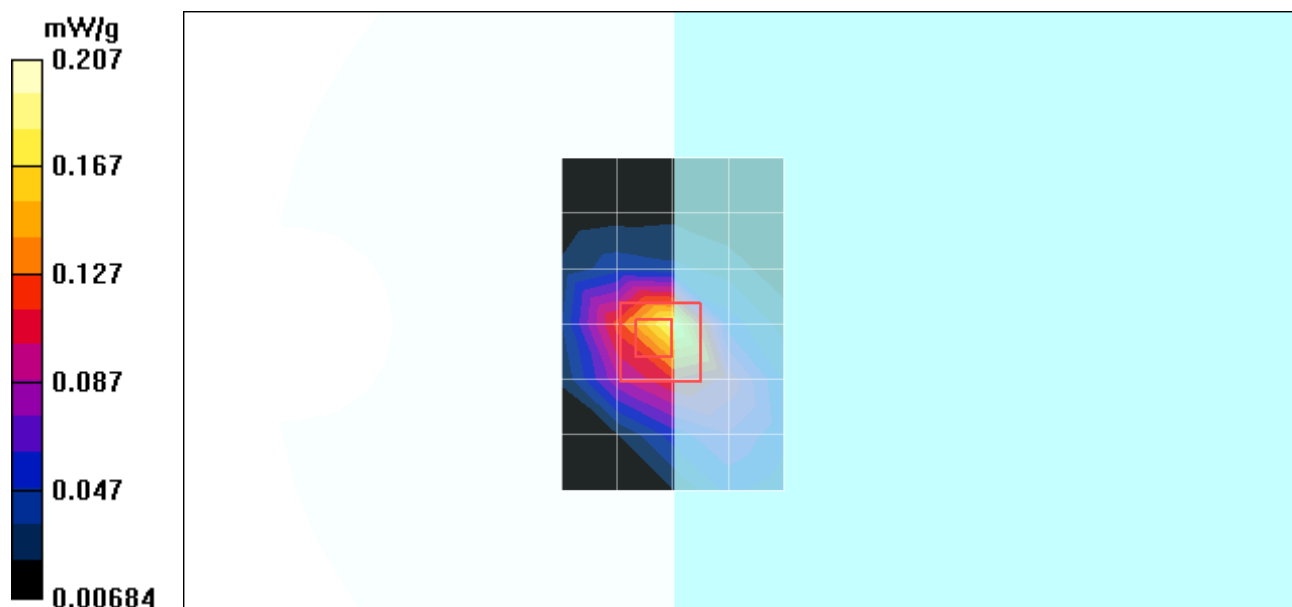
**High Channel + BT/Zoom Scan (7x7x7)/Cube 0:** Measurement grid: dx=5mm, dy=5mm, dz=5mm

Reference Value = 9.41 V/m

Peak SAR (extrapolated) = 5.96 W/kg

**SAR(1 g) = 0.175 mW/g; SAR(10 g) = 0.093 mW/g**

Maximum value of SAR (measured) = 0.207 mW/g



Test Laboratory: Advance Data Technology

**WMIA-123AG47-Mode 2 Bottom 11g (Antenna\_A)**

**DUT: Table PC ; Type: WMIA-123AG47 ; Test Frequency: 2412 MHz**

Communication System: 802.11g ; Frequency: 2412 MHz ; Duty Cycle: 1:1 ; Modulation type: OFDM

Medium: MSL2450 Medium parameters used:  $f = 2412$  MHz;  $\sigma = 1.96$  mho/m;  $\epsilon_r = 50.9$ ;  $\rho = 1000$  kg/m<sup>3</sup> ; Liquid level : 150mm

Phantom section: Flat Section ; Separation distance : 0 mm (The bottom side of the EUT to the Phantom)

Antenna type : Internal Antenna ; Air temp. : 22.0 degrees ; Liquid temp. : 21.0 degrees

DASY4 Configuration:

- Probe: ET3DV6 - SN1687 ; ConvF(4.23, 4.23, 4.23) ; Calibrated: 2004/8/26
- Sensor-Surface: 4mm (Mechanical Surface Detection)
- Electronics: DAE3 Sn510 ; Calibrated: 2004/8/17
- Phantom: SAM 12 ; Type: SAM V4.0 ; Serial: TP 1202
- Measurement SW: DASY4, V4.4 Build 3 ; Postprocessing SW: SEMCAD, V1.8 Build 130

**Low Channel 1/Area Scan (5x7x1):** Measurement grid: dx=15mm, dy=15mm

Maximum value of SAR (measured) = 0.086 mW/g

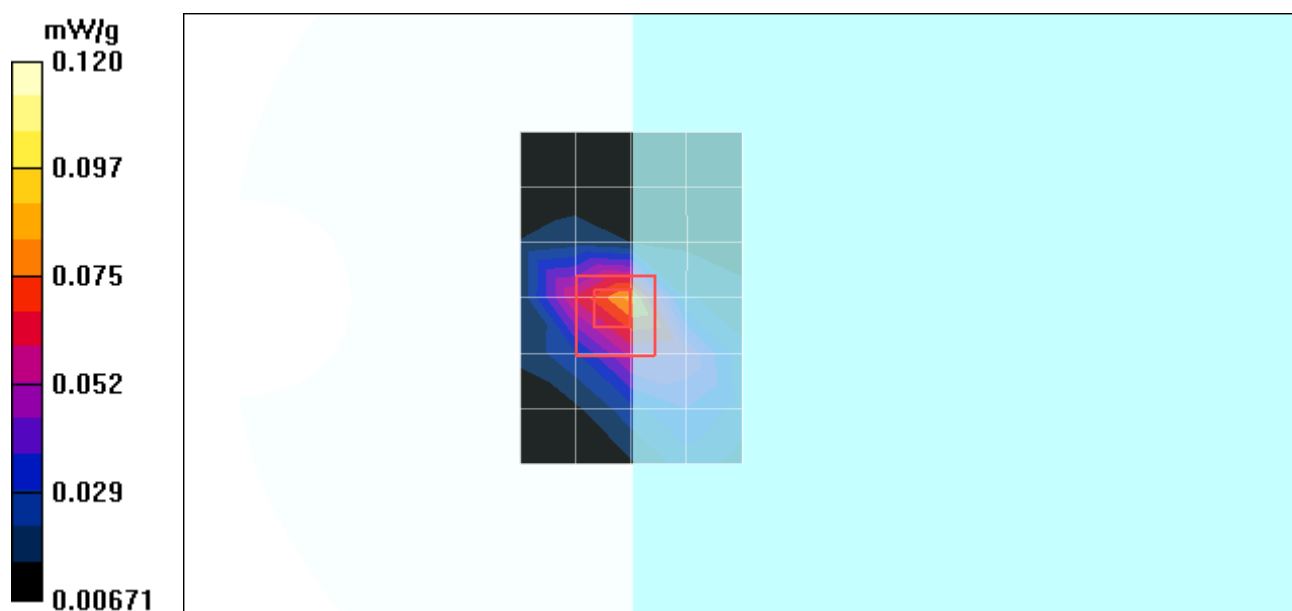
**Low Channel 1/Zoom Scan (7x7x7)/Cube 0:** Measurement grid: dx=5mm, dy=5mm, dz=5mm

Reference Value = 6.52 V/m

Peak SAR (extrapolated) = 5.52 W/kg

**SAR(1 g) = 0.101 mW/g; SAR(10 g) = 0.054 mW/g**

Maximum value of SAR (measured) = 0.120 mW/g



Test Laboratory: Advance Data Technology

## WMIA-123AG47-Mode 2 Bottom 11g (Antenna\_A)

**DUT: Table PC ; Type: WMIA-123AG47 ; Test Frequency: 2437 MHz**

Communication System: 802.11g ; Frequency: 2437 MHz ; Duty Cycle: 1:1 ; Modulation type: OFDM

Medium: MSL2450 Medium parameters used:  $f = 2437$  MHz;  $\sigma = 2.01$  mho/m;  $\epsilon_r = 50.9$ ;  $\rho = 1000$  kg/m<sup>3</sup> ; Liquid level : 150mm

Phantom section: Flat Section ; Separation distance : 0 mm (The bottom side of the EUT to the Phantom)

Antenna type : Internal Antenna ; Air temp. : 22.0 degrees ; Liquid temp. : 21.0 degrees

DASY4 Configuration:

- Probe: ET3DV6 - SN1687 ; ConvF(4.23, 4.23, 4.23) ; Calibrated: 2004/8/26
- Sensor-Surface: 4mm (Mechanical Surface Detection)
- Electronics: DAE3 Sn510 ; Calibrated: 2004/8/17
- Phantom: SAM 12 ; Type: SAM V4.0 ; Serial: TP 1202
- Measurement SW: DASY4, V4.4 Build 3 ; Postprocessing SW: SEMCAD, V1.8 Build 130

**Middle Channel 6/Area Scan (5x7x1):** Measurement grid: dx=15mm, dy=15mm

Maximum value of SAR (measured) = 0.104 mW/g

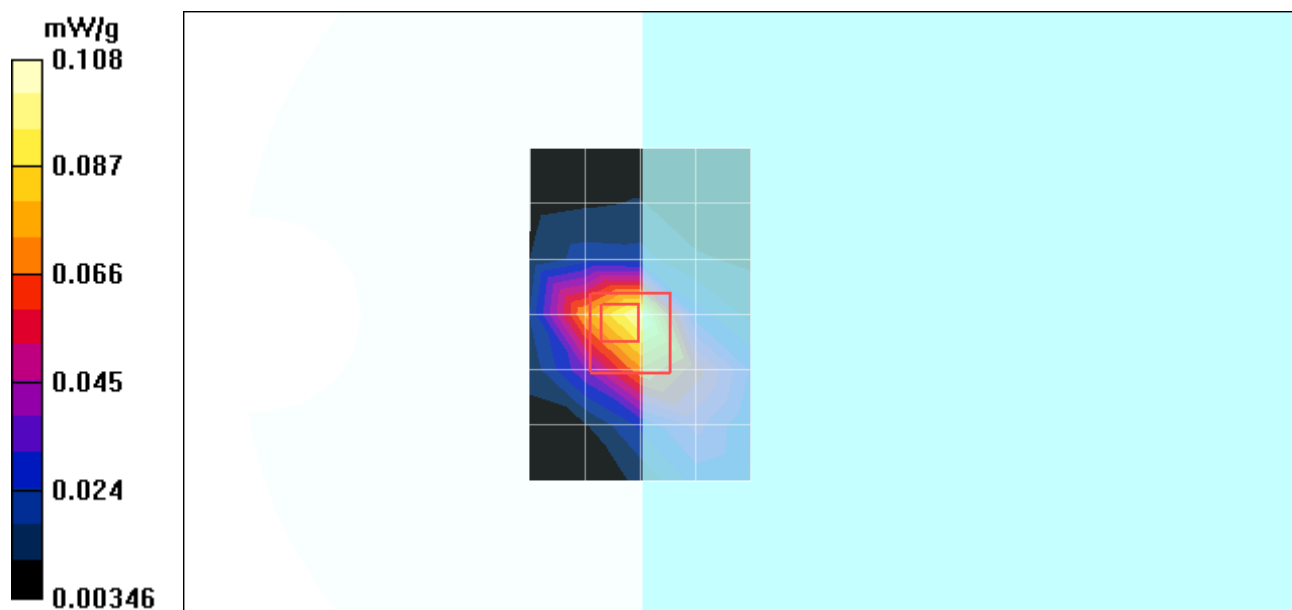
**Middle Channel 6/Zoom Scan (7x7x7)/Cube 0:** Measurement grid: dx=5mm, dy=5mm, dz=5mm

Reference Value = 7.19 V/m

Peak SAR (extrapolated) = 1.4 W/kg

**SAR(1 g) = 0.092 mW/g; SAR(10 g) = 0.047 mW/g**

Maximum value of SAR (measured) = 0.108 mW/g



Test Laboratory: Advance Data Technology

## WMIA-123AG47-Mode 2 Bottom 11g (Antenna\_A)

**DUT: Table PC ; Type: WMIA-123AG47 ; Test Frequency: 2462 MHz**

Communication System: 802.11g ; Frequency: 2462 MHz ; Duty Cycle: 1:1 ; Modulation type: OFDM

Medium: MSL2450 Medium parameters used:  $f = 2462$  MHz;  $\sigma = 2.04$  mho/m;  $\epsilon_r = 50.8$ ;  $\rho = 1000$  kg/m<sup>3</sup> ; Liquid level : 150mm

Phantom section: Flat Section ; Separation distance : 0 mm (The bottom side of the EUT to the Phantom)

Antenna type : Internal Antenna ; Air temp. : 22.0 degrees ; Liquid temp. : 21.0 degrees

DASY4 Configuration:

- Probe: ET3DV6 - SN1687 ; ConvF(4.23, 4.23, 4.23) ; Calibrated: 2004/8/26
- Sensor-Surface: 4mm (Mechanical Surface Detection)
- Electronics: DAE3 Sn510 ; Calibrated: 2004/8/17
- Phantom: SAM 12 ; Type: SAM V4.0 ; Serial: TP 1202
- Measurement SW: DASY4, V4.4 Build 3 ; Postprocessing SW: SEMCAD, V1.8 Build 130

**High Channel 11/Area Scan (5x7x1):** Measurement grid: dx=15mm, dy=15mm

Maximum value of SAR (measured) = 0.102 mW/g

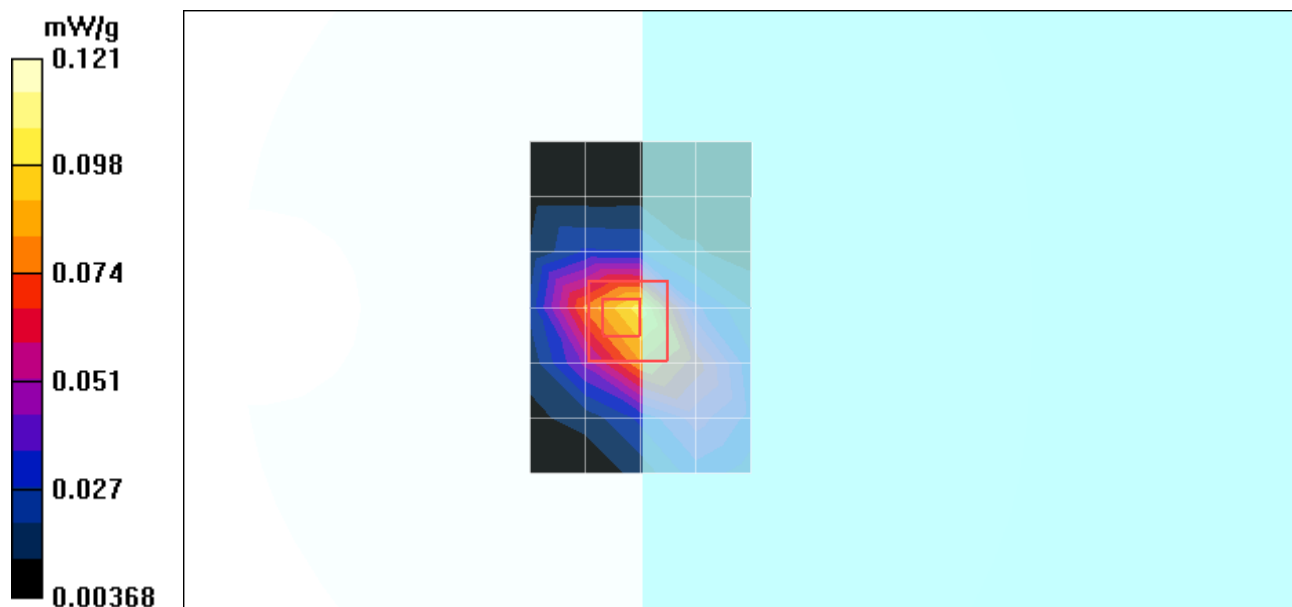
**High Channel 11/Zoom Scan (7x7x7)/Cube 0:** Measurement grid: dx=5mm, dy=5mm, dz=5mm

Reference Value = 7.59 V/m

Peak SAR (extrapolated) = 15.4 W/kg

**SAR(1 g) = 0.105 mW/g; SAR(10 g) = 0.054 mW/g**

Maximum value of SAR (measured) = 0.121 mW/g



Test Laboratory: Advance Data Technology

**WMIA-123AG47-Mode 3 Bottom 11b (Antenna\_B)**

**DUT: Table PC ; Type: WMIA-123AG47 ; Test Frequency: 2412 MHz**

Communication System: 802.11b ; Frequency: 2412 MHz ; Duty Cycle: 1:1 ; Modulation type: CCK

Medium: MSL2450 Medium parameters used:  $f = 2412$  MHz;  $\sigma = 1.96$  mho/m;  $\epsilon_r = 50.9$ ;  $\rho = 1000$  kg/m<sup>3</sup> ; Liquid level : 150mm

Phantom section: Flat Section ; Separation distance : 0 mm (The bottom side of the EUT to the Phantom)

Antenna type : Internal Antenna ; Air temp. : 22.0 degrees ; Liquid temp. : 21.0 degrees

DASY4 Configuration:

- Probe: ET3DV6 - SN1687 ; ConvF(4.23, 4.23, 4.23) ; Calibrated: 2004/8/26
- Sensor-Surface: 4mm (Mechanical Surface Detection)
- Electronics: DAE3 Sn510 ; Calibrated: 2004/8/17
- Phantom: SAM 12 ; Type: SAM V4.0 ; Serial: TP 1202
- Measurement SW: DASY4, V4.4 Build 3 ; Postprocessing SW: SEMCAD, V1.8 Build 130

**Low Channel 1/Area Scan (5x7x1):** Measurement grid: dx=15mm, dy=15mm

Maximum value of SAR (measured) = 0.312 mW/g

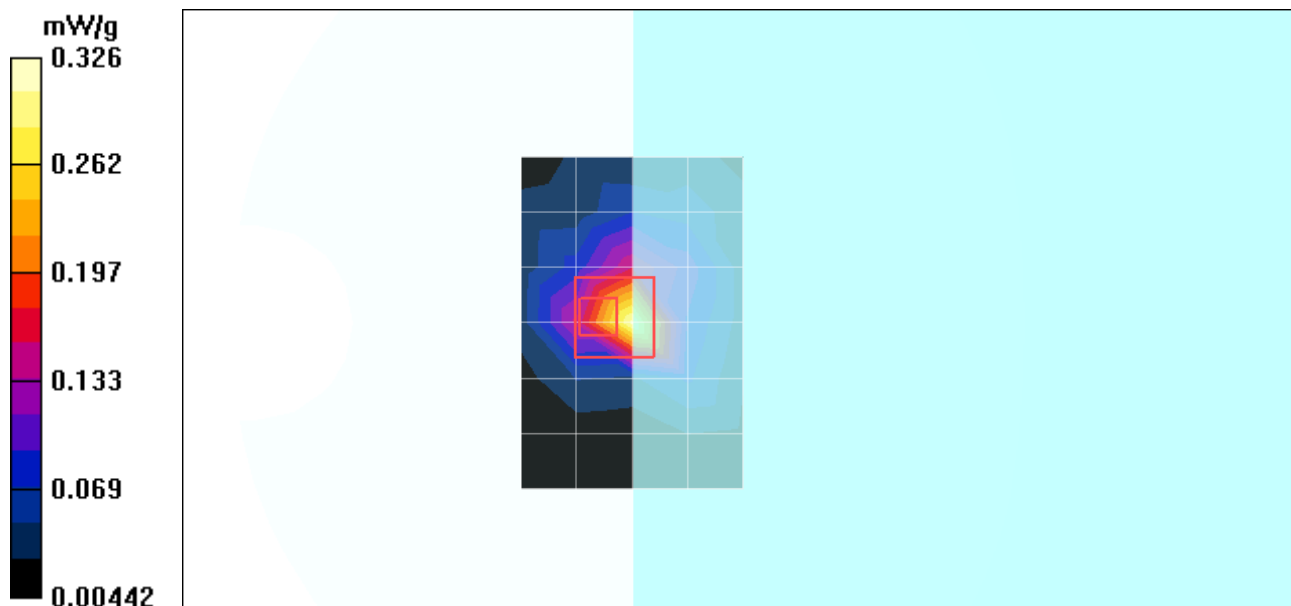
**Low Channel 1/Zoom Scan (7x7x7)/Cube 0:** Measurement grid: dx=5mm, dy=5mm, dz=5mm

Reference Value = 12.3 V/m

Peak SAR (extrapolated) = 0.706 W/kg

**SAR(1 g) = 0.278 mW/g; SAR(10 g) = 0.080 mW/g**

Maximum value of SAR (measured) = 0.326 mW/g





Test Laboratory: Advance Data Technology

### WMIA-123AG47-Mode 3 Bottom 11b (Antenna\_B)

**DUT: Table PC ; Type: WMIA-123AG47 ; Test Frequency: 2437 MHz**

Communication System: 802.11b ; Frequency: 2437 MHz ; Duty Cycle: 1:1 ; Modulation type: CCK

Medium: MSL2450 Medium parameters used:  $f = 2437$  MHz;  $\sigma = 2.01$  mho/m;  $\epsilon_r = 50.9$ ;  $\rho = 1000$  kg/m<sup>3</sup> ; Liquid level : 150mm

Phantom section: Flat Section ; Separation distance : 0 mm (The bottom side of the EUT to the Phantom)

Antenna type : Internal Antenna ; Air temp. : 22.0 degrees ; Liquid temp. : 21.0 degrees

DASY4 Configuration:

- Probe: ET3DV6 - SN1687 ; ConvF(4.23, 4.23, 4.23) ; Calibrated: 2004/8/26
- Sensor-Surface: 4mm (Mechanical Surface Detection)
- Electronics: DAE3 Sn510 ; Calibrated: 2004/8/17
- Phantom: SAM 12 ; Type: SAM V4.0 ; Serial: TP 1202
- Measurement SW: DASY4, V4.4 Build 3 ; Postprocessing SW: SEMCAD, V1.8 Build 130

**Middle Channel 6/Area Scan (5x7x1):** Measurement grid: dx=15mm, dy=15mm

Maximum value of SAR (measured) = 0.371 mW/g

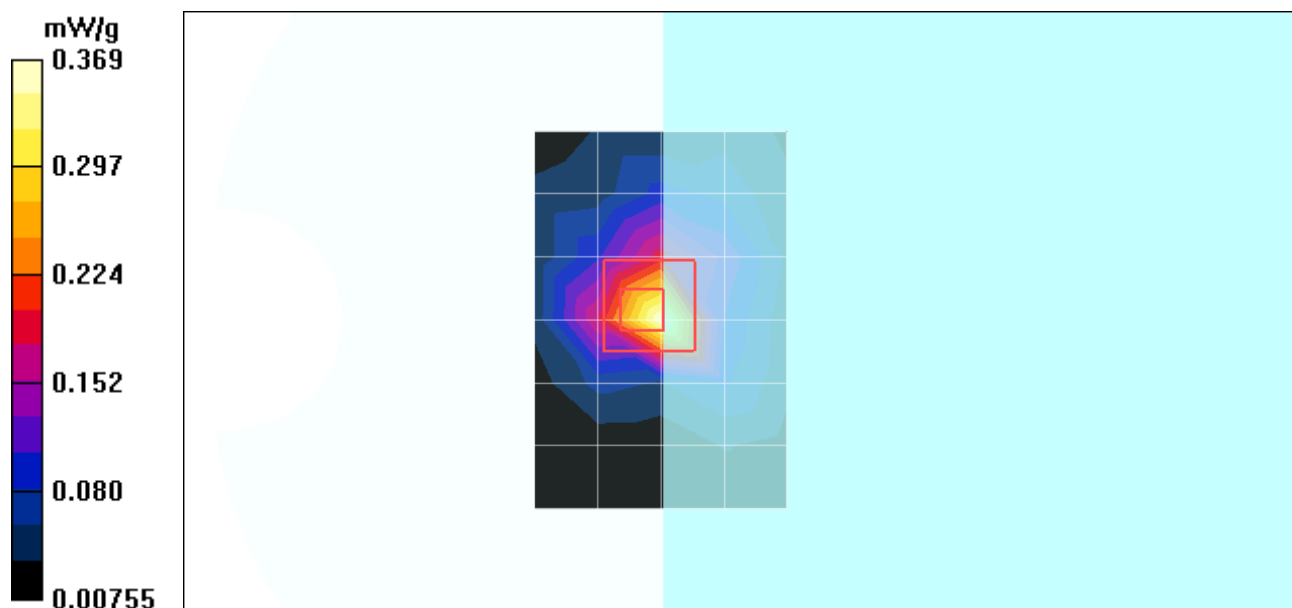
**Middle Channel 6/Zoom Scan (7x7x7)/Cube 0:** Measurement grid: dx=5mm, dy=5mm, dz=5mm

Reference Value = 12.6 V/m

Peak SAR (extrapolated) = 0.469 W/kg

**SAR(1 g) = 0.302 mW/g; SAR(10 g) = 0.150 mW/g**

Maximum value of SAR (measured) = 0.369 mW/g



Test Laboratory: Advance Data Technology

### WMIA-123AG47-Mode 3 Bottom 11b (Antenna\_B)

**DUT: Table PC ; Type: WMIA-123AG47 ; Test Frequency: 2462 MHz**

Communication System: 802.11b ; Frequency: 2462 MHz ; Duty Cycle: 1:1 ; Modulation type: CCK

Medium: MSL2450 Medium parameters used:  $f = 2462$  MHz;  $\sigma = 2.04$  mho/m;  $\epsilon_r = 50.8$ ;  $\rho = 1000$  kg/m<sup>3</sup> ; Liquid level : 150mm

Phantom section: Flat Section ; Separation distance : 0 mm (The bottom side of the EUT to the Phantom)

Antenna type : Internal Antenna ; Air temp. : 22.0 degrees ; Liquid temp. : 21.0 degrees

DASY4 Configuration:

- Probe: ET3DV6 - SN1687 ; ConvF(4.23, 4.23, 4.23) ; Calibrated: 2004/8/26
- Sensor-Surface: 4mm (Mechanical Surface Detection)
- Electronics: DAE3 Sn510 ; Calibrated: 2004/8/17
- Phantom: SAM 12 ; Type: SAM V4.0 ; Serial: TP 1202
- Measurement SW: DASY4, V4.4 Build 3 ; Postprocessing SW: SEMCAD, V1.8 Build 130

**High Channel 11/Area Scan (5x7x1):** Measurement grid: dx=15mm, dy=15mm

Maximum value of SAR (measured) = 0.329 mW/g

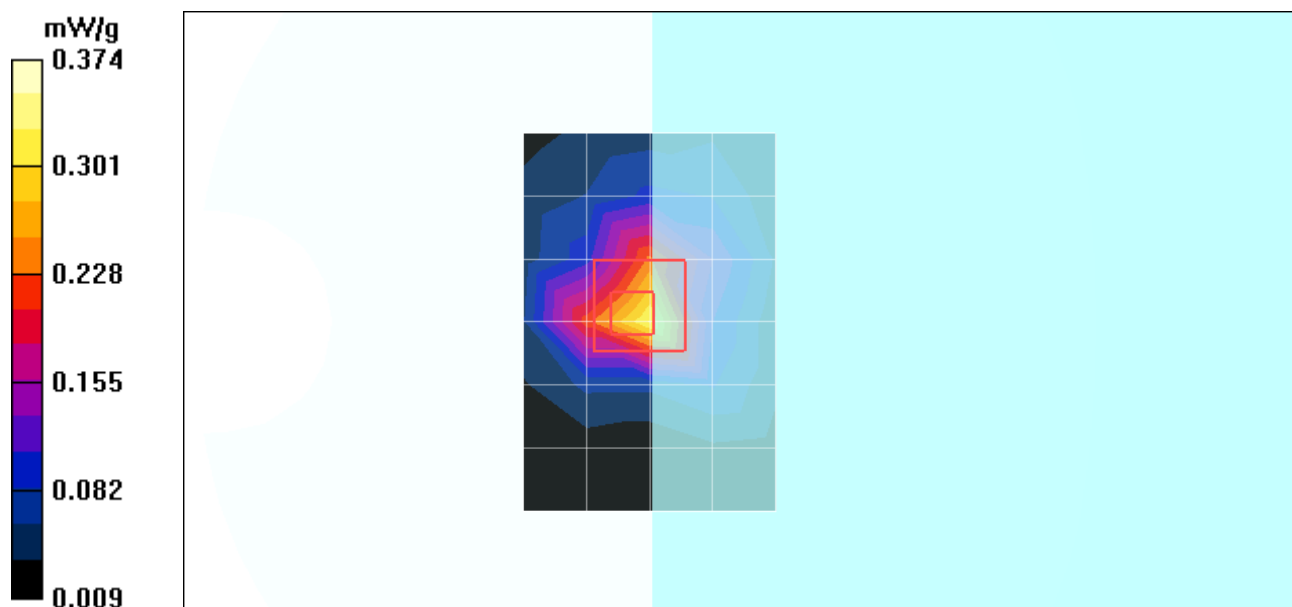
**High Channel 11/Zoom Scan (7x7x7)/Cube 0:** Measurement grid: dx=5mm, dy=5mm, dz=5mm

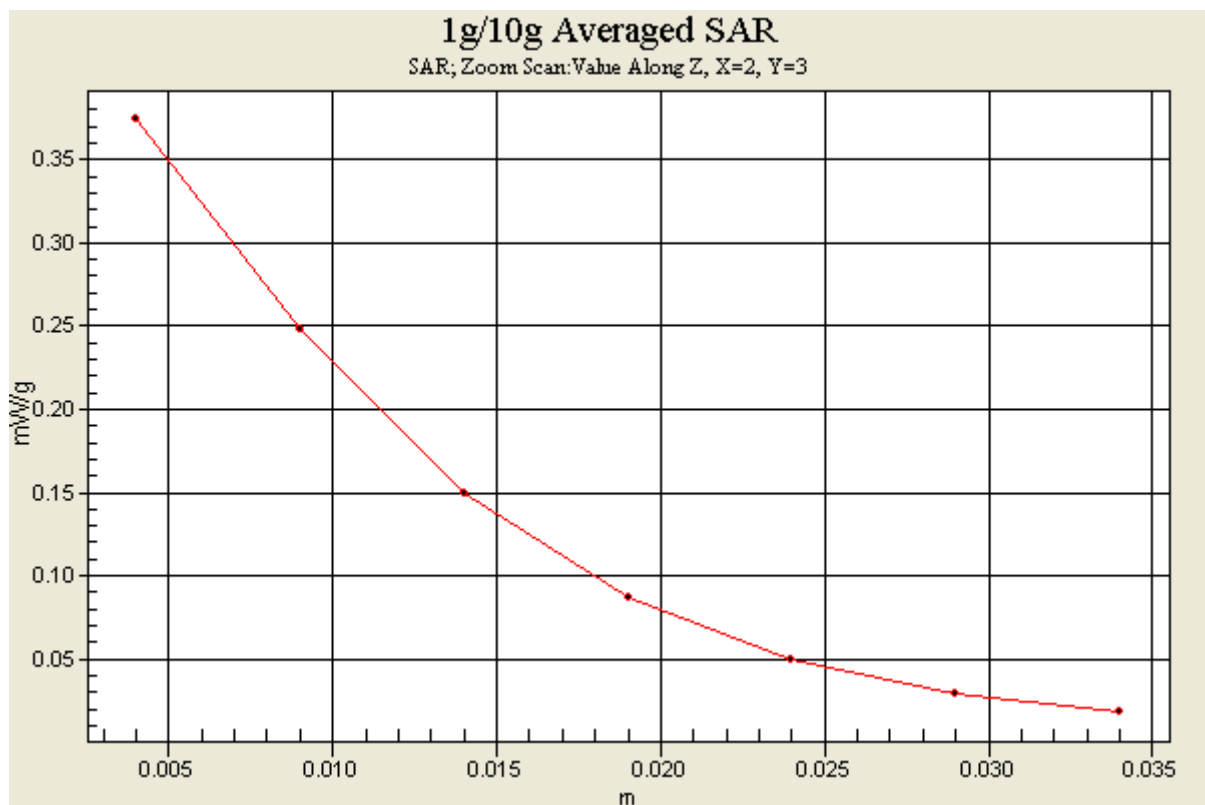
Reference Value = 13.9 V/m

Peak SAR (extrapolated) = 0.491 W/kg

**SAR(1 g) = 0.322 mW/g; SAR(10 g) = 0.162 mW/g**

Maximum value of SAR (measured) = 0.374 mW/g





Test Laboratory: Advance Data Technology

## WMIA-123AG47-Mode 3 Bottom 11b (Antenna\_B) with Bluetooth

**DUT: Table PC ; Type: WMIA-123AG47 ; Test Frequency: 2462 MHz**

Communication System: 802.11b ; Frequency: 2462 MHz ; Duty Cycle: 1:1 ; Modulation type: CCK

Medium: MSL2450 Medium parameters used:  $f = 2462$  MHz;  $\sigma = 2.04$  mho/m;  $\epsilon_r = 50.8$ ;  $\rho = 1000$  kg/m<sup>3</sup> ; Liquid level : 150mm

Phantom section: Flat Section ; Separation distance : 0 mm (The bottom side of the EUT to the Phantom)

Antenna type : Internal Antenna ; Air temp. : 22.0 degrees ; Liquid temp. : 21.0 degrees

DASY4 Configuration:

- Probe: ET3DV6 - SN1687 ; ConvF(4.23, 4.23, 4.23) ; Calibrated: 2004/8/26
- Sensor-Surface: 4mm (Mechanical Surface Detection)
- Electronics: DAE3 Sn510 ; Calibrated: 2004/8/17
- Phantom: SAM 12 ; Type: SAM V4.0 ; Serial: TP 1202
- Measurement SW: DASY4, V4.4 Build 3 ; Postprocessing SW: SEMCAD, V1.8 Build 130

**High Channel 11 + BT/Area Scan (5x7x1):** Measurement grid: dx=15mm, dy=15mm

Maximum value of SAR (measured) = 0.325 mW/g

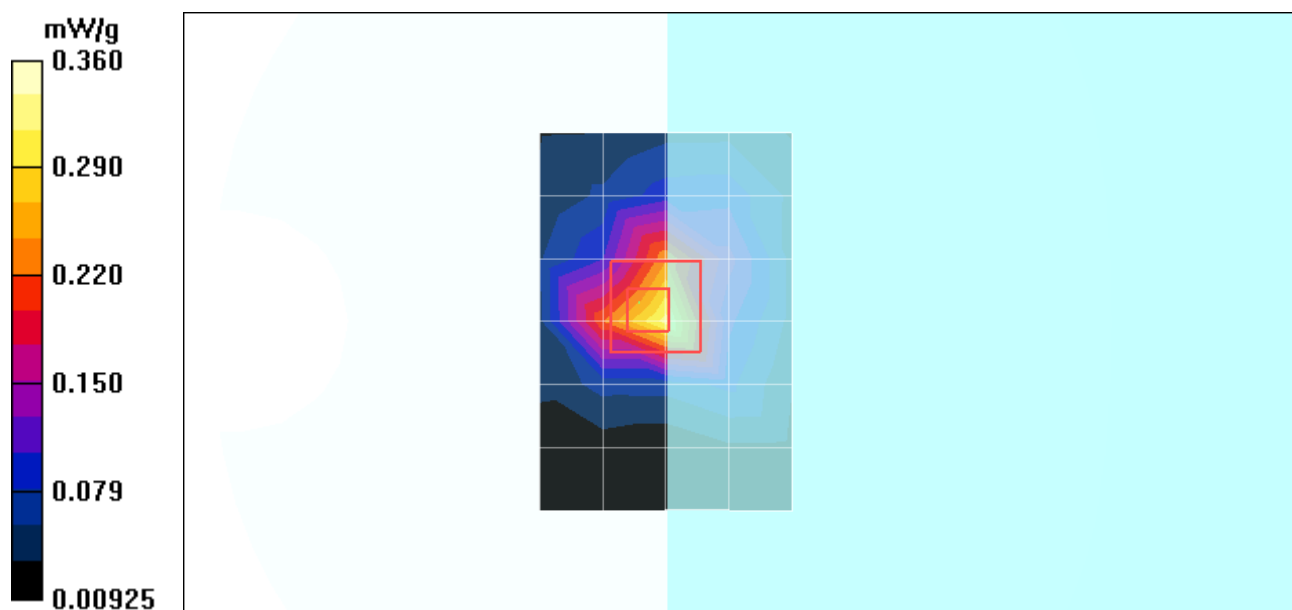
**High Channel 11 + BT/Zoom Scan (7x7x7)/Cube 0:** Measurement grid: dx=5mm, dy=5mm, dz=5mm

Reference Value = 13.6 V/m

Peak SAR (extrapolated) = 0.481 W/kg

**SAR(1 g) = 0.320 mW/g; SAR(10 g) = 0.161 mW/g**

Maximum value of SAR (measured) = 0.360 mW/g



Test Laboratory: Advance Data Technology

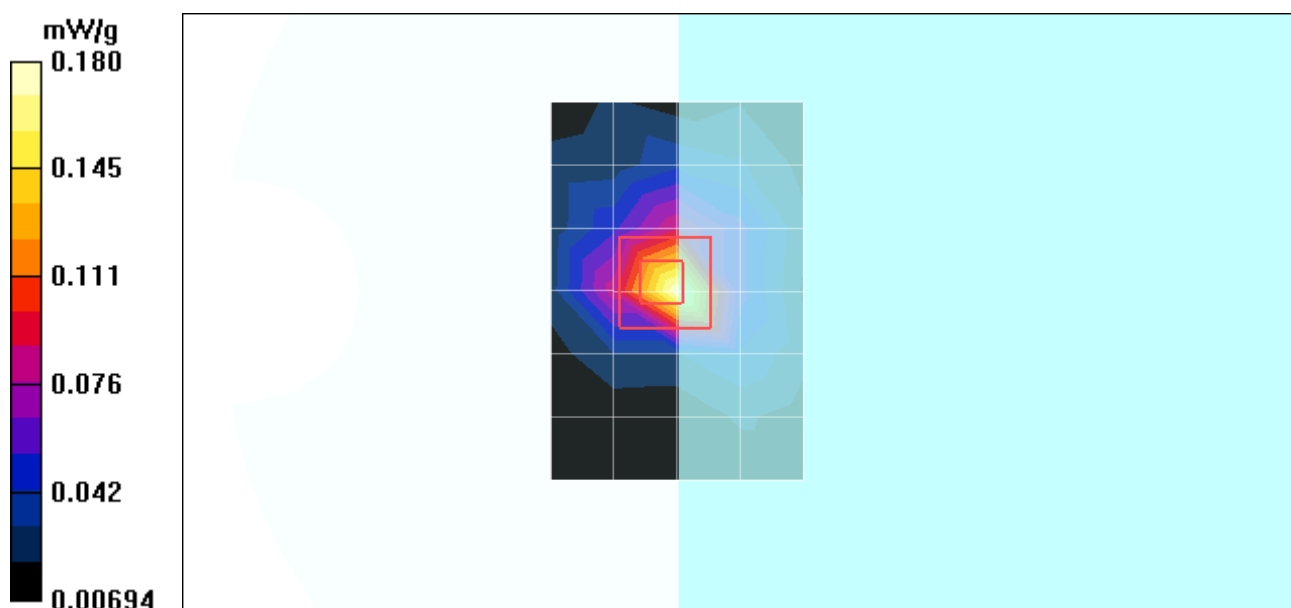
**WMIA-123AG47-Mode 4 Bottom 11g (Antenna\_B)**

**DUT: Table PC ; Type: WMIA-123AG47 ; Test Frequency: 2412 MHz**

Communication System: 802.11g ; Frequency: 2412 MHz ; Duty Cycle: 1:1 ; Modulation type: OFDM  
 Medium: MSL2450 Medium parameters used:  $f = 2412$  MHz;  $\sigma = 1.96$  mho/m;  $\epsilon_r = 50.9$ ;  $\rho = 1000$  kg/m<sup>3</sup> ; Liquid level : 150mm  
 Phantom section: Flat Section ; Separation distance : 0 mm (The bottom side of the EUT to the Phantom)  
 Antenna type : Internal Antenna ; Air temp. : 22.0 degrees ; Liquid temp. : 21.0 degrees  
 DASY4 Configuration:  
 - Probe: ET3DV6 - SN1687 ; ConvF(4.23, 4.23, 4.23) ; Calibrated: 2004/8/26  
 - Sensor-Surface: 4mm (Mechanical Surface Detection)  
 - Electronics: DAE3 Sn510 ; Calibrated: 2004/8/17  
 - Phantom: SAM 12 ; Type: SAM V4.0 ; Serial: TP 1202  
 - Measurement SW: DASY4, V4.4 Build 3 ; Postprocessing SW: SEMCAD, V1.8 Build 130

**Low Channel 1/Area Scan (5x7x1):** Measurement grid: dx=15mm, dy=15mm  
 Maximum value of SAR (measured) = 0.180 mW/g

**Low Channel 1/Zoom Scan (7x7x7)/Cube 0:** Measurement grid: dx=5mm, dy=5mm, dz=5mm  
 Reference Value = 9.41 V/m  
 Peak SAR (extrapolated) = 1.88 W/kg  
**SAR(1 g) = 0.150 mW/g; SAR(10 g) = 0.072 mW/g**



Test Laboratory: Advance Data Technology

## WMIA-123AG47-Mode 4 Bottom 11g (Antenna\_B)

### DUT: Table PC ; Type: WMIA-123AG47 ; Test Frequency: 2437 MHz

Communication System: 802.11g ; Frequency: 2437 MHz ; Duty Cycle: 1:1 ; Modulation type: OFDM

Medium: MSL2450 Medium parameters used:  $f = 2437$  MHz;  $\sigma = 2.01$  mho/m;  $\epsilon_r = 50.9$ ;  $\rho = 1000$  kg/m<sup>3</sup> ; Liquid level : 150mm

Phantom section: Flat Section ; Separation distance : 0 mm (The bottom side of the EUT to the Phantom)

Antenna type : Internal Antenna ; Air temp. : 22.0 degrees ; Liquid temp. : 21.0 degrees

DASY4 Configuration:

- Probe: ET3DV6 - SN1687 ; ConvF(4.23, 4.23, 4.23) ; Calibrated: 2004/8/26
- Sensor-Surface: 4mm (Mechanical Surface Detection)
- Electronics: DAE3 Sn510 ; Calibrated: 2004/8/17
- Phantom: SAM 12 ; Type: SAM V4.0 ; Serial: TP 1202
- Measurement SW: DASY4, V4.4 Build 3 ; Postprocessing SW: SEMCAD, V1.8 Build 130

**Middle Channel 6/Area Scan (5x7x1):** Measurement grid: dx=15mm, dy=15mm

Maximum value of SAR (measured) = 0.231 mW/g

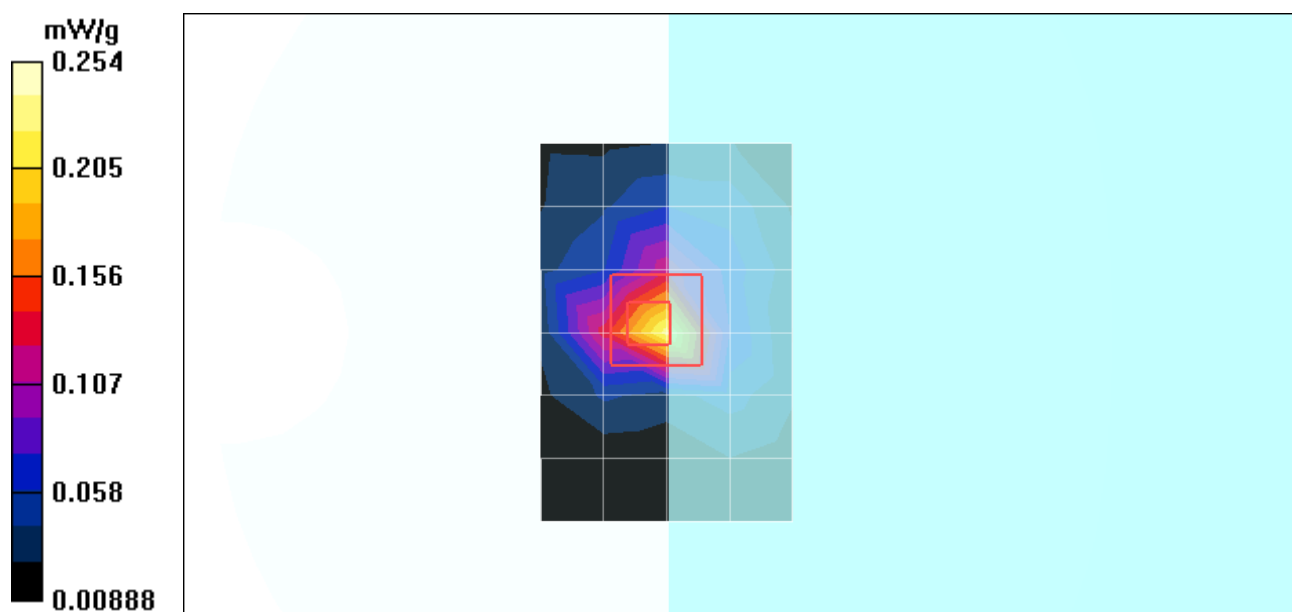
**Middle Channel 6/Zoom Scan (7x7x7)/Cube 0:** Measurement grid: dx=5mm, dy=5mm, dz=5mm

Reference Value = 10.8 V/m

Peak SAR (extrapolated) = 0.346 W/kg

**SAR(1 g) = 0.221 mW/g; SAR(10 g) = 0.109 mW/g**

Maximum value of SAR (measured) = 0.254 mW/g



Test Laboratory: Advance Data Technology

## WMIA-123AG47-Mode 4 Bottom 11g (Antenna\_B)

**DUT: Table PC ; Type: WMIA-123AG47 ; Test Frequency: 2462 MHz**

Communication System: 802.11g ; Frequency: 2462 MHz ; Duty Cycle: 1:1 ; Modulation type: OFDM

Medium: MSL2450 Medium parameters used:  $f = 2462$  MHz;  $\sigma = 2.04$  mho/m;  $\epsilon_r = 50.8$ ;  $\rho = 1000$  kg/m<sup>3</sup> ; Liquid level : 150mm

Phantom section: Flat Section ; Separation distance : 0 mm (The bottom side of the EUT to the Phantom)

Antenna type : Internal Antenna ; Air temp. : 22.0 degrees ; Liquid temp. : 21.0 degrees

DASY4 Configuration:

- Probe: ET3DV6 - SN1687 ; ConvF(4.23, 4.23, 4.23) ; Calibrated: 2004/8/26
- Sensor-Surface: 4mm (Mechanical Surface Detection)
- Electronics: DAE3 Sn510 ; Calibrated: 2004/8/17
- Phantom: SAM 12 ; Type: SAM V4.0 ; Serial: TP 1202
- Measurement SW: DASY4, V4.4 Build 3 ; Postprocessing SW: SEMCAD, V1.8 Build 130

**High Channel 11/Area Scan (5x7x1):** Measurement grid: dx=15mm, dy=15mm

Maximum value of SAR (measured) = 0.218 mW/g

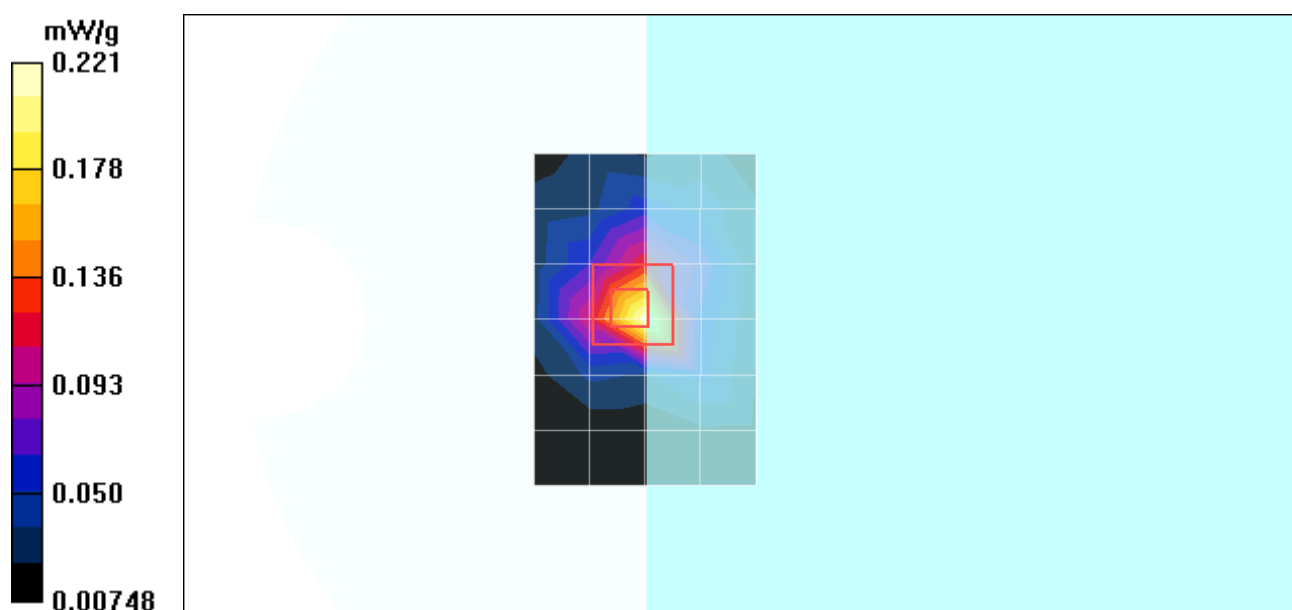
**High Channel 11/Zoom Scan (7x7x7)/Cube 0:** Measurement grid: dx=5mm, dy=5mm, dz=5mm

Reference Value = 10.4 V/m

Peak SAR (extrapolated) = 8.55 W/kg

**SAR(1 g) = 0.189 mW/g; SAR(10 g) = 0.091 mW/g**

Maximum value of SAR (measured) = 0.221 mW/g



Test Laboratory: Advance Data Technology

## WMIA-123AG47-Mode 5 Tip 15mm 11b (Antenna\_A)

**DUT: Table PC ; Type: WMIA-123AG47 ; Test Frequency: 2412 MHz**

Communication System: 802.11b ; Frequency: 2412 MHz ; Duty Cycle: 1:1 ; Modulation type: CCK

Medium: MSL2450 Medium parameters used:  $f = 2412$  MHz;  $\sigma = 1.96$  mho/m;  $\epsilon_r = 50.9$ ;  $\rho = 1000$  kg/m<sup>3</sup> ; Liquid level : 150mm

Phantom section: Flat Section ; Separation distance : 0 mm (The bottom side of the EUT to the Phantom)

Antenna type : Internal Antenna ; Air temp. : 22.0 degrees ; Liquid temp. : 21.0 degrees

DASY4 Configuration:

- Probe: ET3DV6 - SN1687 ; ConvF(4.23, 4.23, 4.23) ; Calibrated: 2004/8/26
- Sensor-Surface: 4mm (Mechanical Surface Detection)
- Electronics: DAE3 Sn510 ; Calibrated: 2004/8/17
- Phantom: SAM 12 ; Type: SAM V4.0 ; Serial: TP 1202
- Measurement SW: DASY4, V4.4 Build 3 ; Postprocessing SW: SEMCAD, V1.8 Build 130

**Low Channel 1/Area Scan (5x7x1):** Measurement grid: dx=15mm, dy=15mm

Maximum value of SAR (measured) = 0.084 mW/g

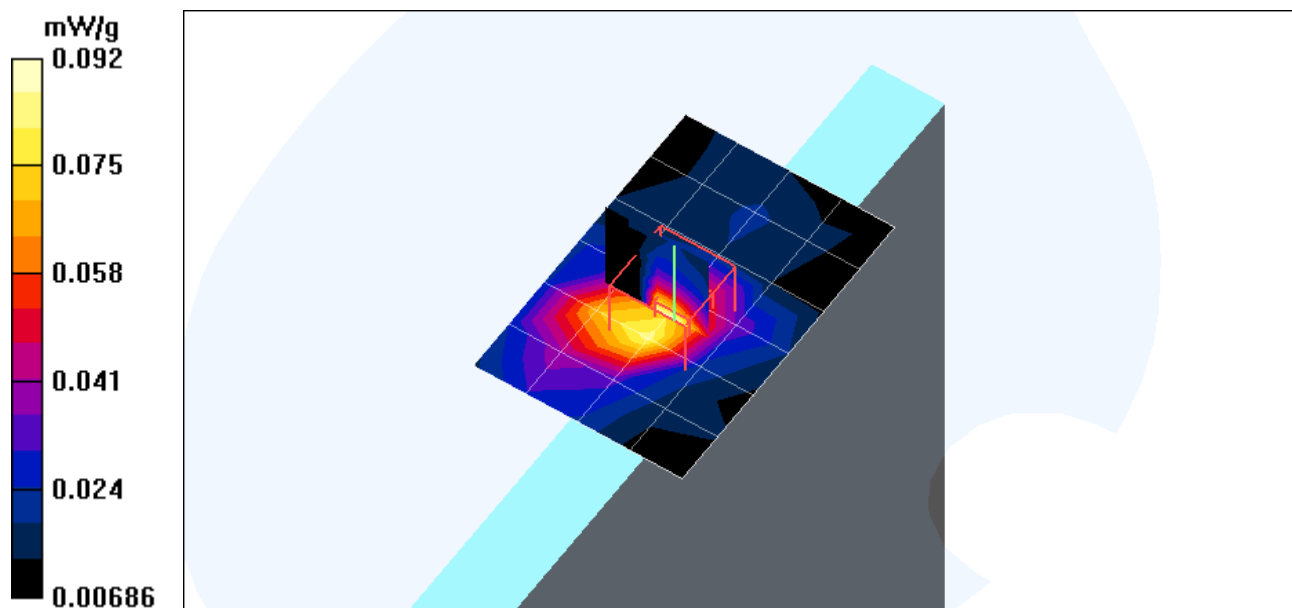
**Low Channel 1/Zoom Scan (7x7x7)/Cube 0:** Measurement grid: dx=5mm, dy=5mm, dz=5mm

Reference Value = 5.56 V/m

Peak SAR (extrapolated) = 0.236 W/kg

**SAR(1 g) = 0.090 mW/g; SAR(10 g) = 0.034 mW/g**

Maximum value of SAR (measured) = 0.092 mW/g





Test Laboratory: Advance Data Technology

### WMIA-123AG47-Mode 5 Tip 15mm 11b (Antenna\_A)

**DUT: Table PC ; Type: WMIA-123AG47 ; Test Frequency: 2437 MHz**

Communication System: 802.11b ; Frequency: 2437 MHz ; Duty Cycle: 1:1 ; Modulation type: CCK

Medium: MSL2450 Medium parameters used:  $f = 2437$  MHz;  $\sigma = 2.01$  mho/m;  $\epsilon_r = 50.9$ ;  $\rho = 1000$  kg/m<sup>3</sup> ; Liquid level : 150mm

Phantom section: Flat Section ; Separation distance : 0 mm (The bottom side of the EUT to the Phantom)

Antenna type : Internal Antenna ; Air temp. : 22.0 degrees ; Liquid temp. : 21.0 degrees

DASY4 Configuration:

- Probe: ET3DV6 - SN1687 ; ConvF(4.23, 4.23, 4.23) ; Calibrated: 2004/8/26
- Sensor-Surface: 4mm (Mechanical Surface Detection)
- Electronics: DAE3 Sn510 ; Calibrated: 2004/8/17
- Phantom: SAM 12 ; Type: SAM V4.0 ; Serial: TP 1202
- Measurement SW: DASY4, V4.4 Build 3 ; Postprocessing SW: SEMCAD, V1.8 Build 130

**Middle Channel 6/Area Scan (5x7x1):** Measurement grid: dx=15mm, dy=15mm

Maximum value of SAR (measured) = 0.101 mW/g

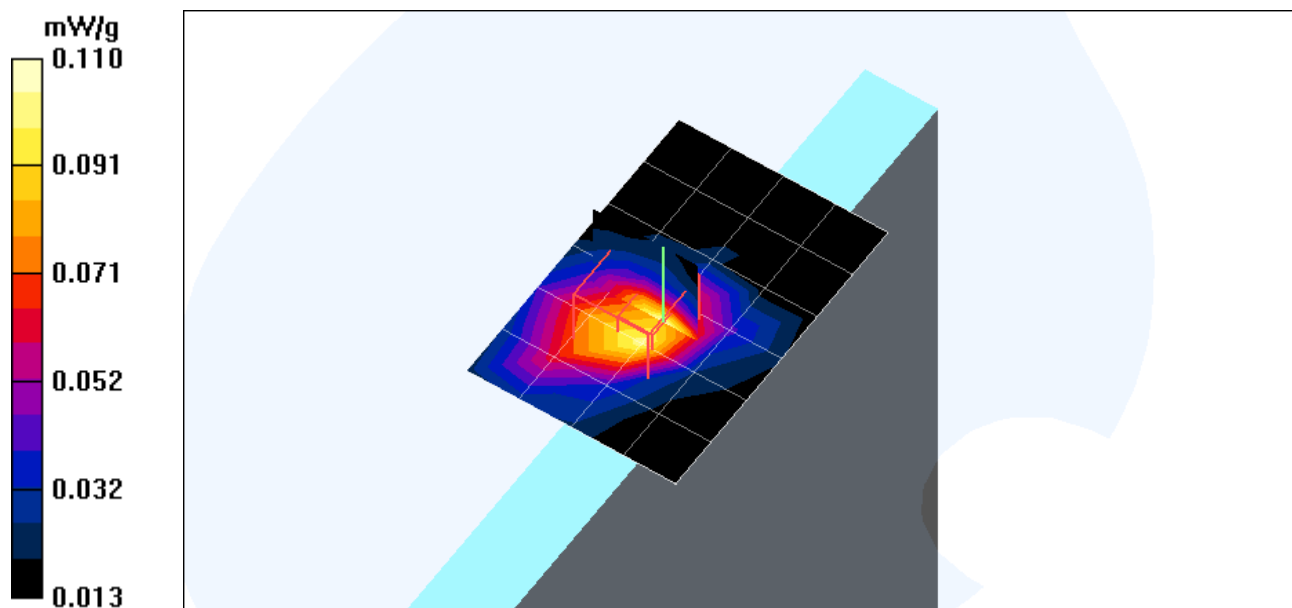
**Middle Channel 6/Zoom Scan (7x7x7)/Cube 0:** Measurement grid: dx=5mm, dy=5mm, dz=5mm

Reference Value = 6.47 V/m

Peak SAR (extrapolated) = 0.126 W/kg

**SAR(1 g) = 0.097 mW/g; SAR(10 g) = 0.061 mW/g**

Maximum value of SAR (measured) = 0.110 mW/g



Test Laboratory: Advance Data Technology

**WMIA-123AG47-Mode 5 Tip 15mm 11b (Antenna\_A)**

**DUT: Table PC ; Type: WMIA-123AG47 ; Test Frequency: 2462 MHz**

Communication System: 802.11b ; Frequency: 2462 MHz ; Duty Cycle: 1:1 ; Modulation type: CCK

Medium: MSL2450 Medium parameters used:  $f = 2462 \text{ MHz}$ ;  $\sigma = 2.04 \text{ mho/m}$ ;  $\epsilon_r = 50.8$ ;  $\rho = 1000 \text{ kg/m}^3$  ; Liquid level : 150mm

Phantom section: Flat Section ; Separation distance : 0 mm (The bottom side of the EUT to the Phantom)

Antenna type : Internal Antenna ; Air temp. : 22.0 degrees ; Liquid temp. : 21.0 degrees

DASY4 Configuration:

- Probe: ET3DV6 - SN1687 ; ConvF(4.23, 4.23, 4.23) ; Calibrated: 2004/8/26
- Sensor-Surface: 4mm (Mechanical Surface Detection)
- Electronics: DAE3 Sn510 ; Calibrated: 2004/8/17
- Phantom: SAM 12 ; Type: SAM V4.0 ; Serial: TP 1202
- Measurement SW: DASY4, V4.4 Build 3 ; Postprocessing SW: SEMCAD, V1.8 Build 130

**High Channel 11/Area Scan (5x7x1):** Measurement grid:  $dx=15\text{mm}$ ,  $dy=15\text{mm}$

Maximum value of SAR (measured) = 0.109 mW/g

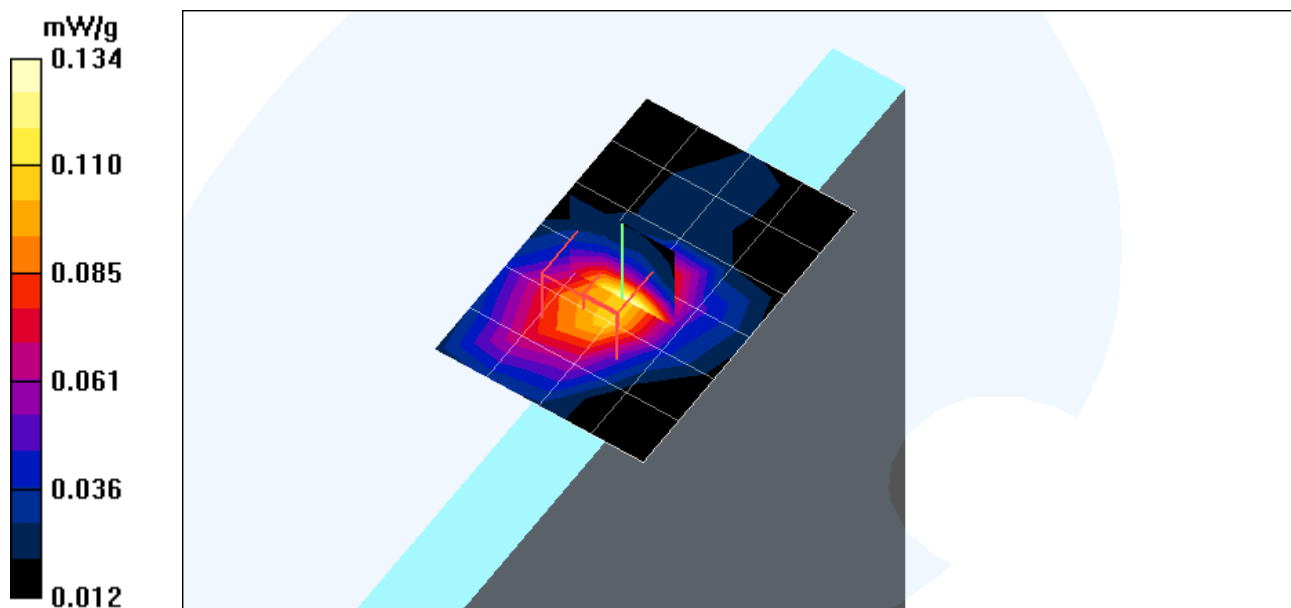
**High Channel 11/Zoom Scan (7x7x7)/Cube 0:** Measurement grid:  $dx=5\text{mm}$ ,  $dy=5\text{mm}$ ,  $dz=5\text{mm}$

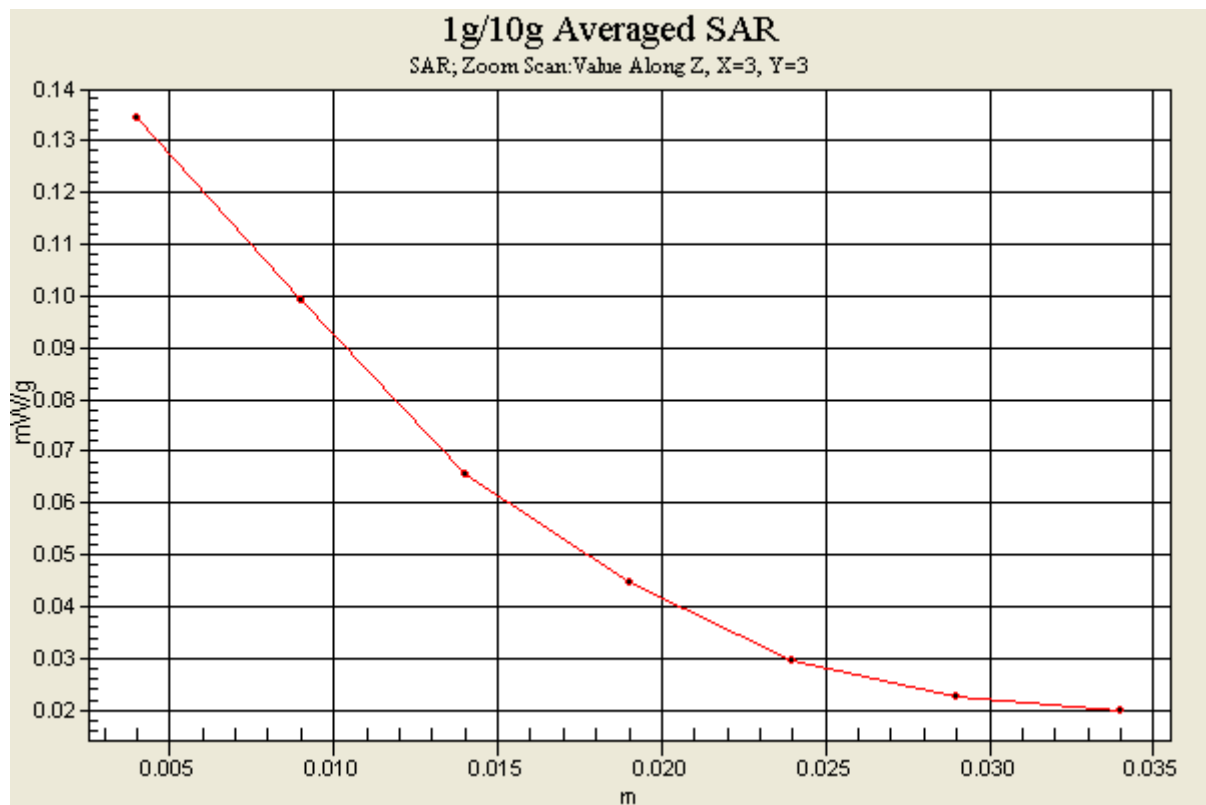
Reference Value = 7.13 V/m

Peak SAR (extrapolated) = 0.152 W/kg

**SAR(1 g) = 0.121 mW/g; SAR(10 g) = 0.075 mW/g**

Maximum value of SAR (measured) = 0.134 mW/g





Test Laboratory: Advance Data Technology

## WMIA-123AG47-Mode 5 Tip 15mm 11b (Antenna\_A)

**DUT: Table PC ; Type: WMIA-123AG47 ; Test Frequency: 2462 MHz**

Communication System: 802.11b ; Frequency: 2462 MHz ; Duty Cycle: 1:1 ; Modulation type: CCK

Medium: MSL2450 Medium parameters used:  $f = 2462$  MHz;  $\sigma = 2.04$  mho/m;  $\epsilon_r = 50.8$ ;  $\rho = 1000$  kg/m<sup>3</sup> ; Liquid level : 150mm

Phantom section: Flat Section ; Separation distance : 0 mm (The bottom side of the EUT to the Phantom)

Antenna type : Internal Antenna ; Air temp. : 22.0 degrees ; Liquid temp. : 21.0 degrees

DASY4 Configuration:

- Probe: ET3DV6 - SN1687 ; ConvF(4.23, 4.23, 4.23) ; Calibrated: 2004/8/26
- Sensor-Surface: 4mm (Mechanical Surface Detection)
- Electronics: DAE3 Sn510 ; Calibrated: 2004/8/17
- Phantom: SAM 12 ; Type: SAM V4.0 ; Serial: TP 1202
- Measurement SW: DASY4, V4.4 Build 3 ; Postprocessing SW: SEMCAD, V1.8 Build 130

**High Channel 11 + BT/Area Scan (5x7x1):** Measurement grid: dx=15mm, dy=15mm

Maximum value of SAR (measured) = 0.118 mW/g

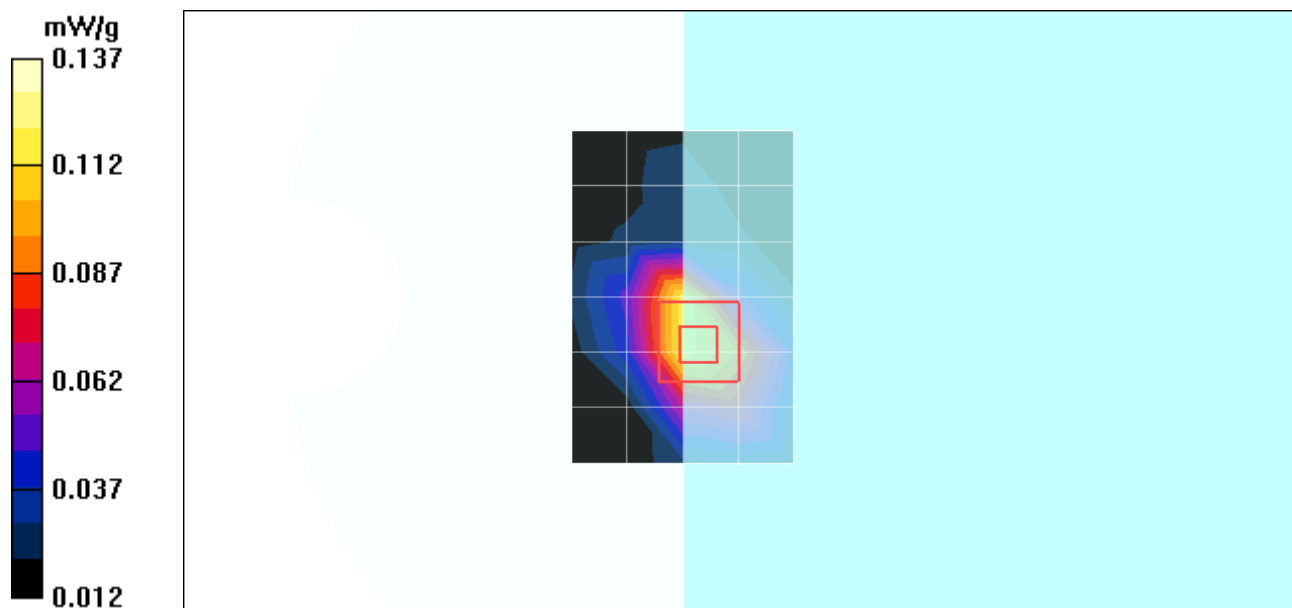
**High Channel 11 + BT/Zoom Scan (7x7x7)/Cube 0:** Measurement grid: dx=5mm, dy=5mm, dz=5mm

Reference Value = 7.34 V/m

Peak SAR (extrapolated) = 0.157 W/kg

**SAR(1 g) = 0.118 mW/g; SAR(10 g) = 0.074 mW/g**

Maximum value of SAR (measured) = 0.137 mW/g



Test Laboratory: Advance Data Technology

## WMIA-123AG47-Mode 6 Tip 15mm 11g(Antenna\_A)

**DUT: Table PC ; Type: WMIA-123AG47 ; Test Frequency: 2412 MHz**

Communication System: 802.11g ; Frequency: 2412 MHz ; Duty Cycle: 1:1 ; Modulation type: OFDM

Medium: MSL2450 Medium parameters used:  $f = 2412$  MHz;  $\sigma = 1.96$  mho/m;  $\epsilon_r = 50.9$ ;  $\rho = 1000$  kg/m<sup>3</sup> ; Liquid level : 150mm

Phantom section: Flat Section ; Separation distance : 0 mm (The bottom side of the EUT to the Phantom)

Antenna type : Internal Antenna ; Air temp. : 22.0 degrees ; Liquid temp. : 21.0 degrees

DASY4 Configuration:

- Probe: ET3DV6 - SN1687 ; ConvF(4.23, 4.23, 4.23) ; Calibrated: 2004/8/26
- Sensor-Surface: 4mm (Mechanical Surface Detection)
- Electronics: DAE3 Sn510 ; Calibrated: 2004/8/17
- Phantom: SAM 12 ; Type: SAM V4.0 ; Serial: TP 1202
- Measurement SW: DASY4, V4.4 Build 3 ; Postprocessing SW: SEMCAD, V1.8 Build 130

**Low Channel 1/Area Scan (5x7x1):** Measurement grid: dx=15mm, dy=15mm

Maximum value of SAR (measured) = 0.060 mW/g

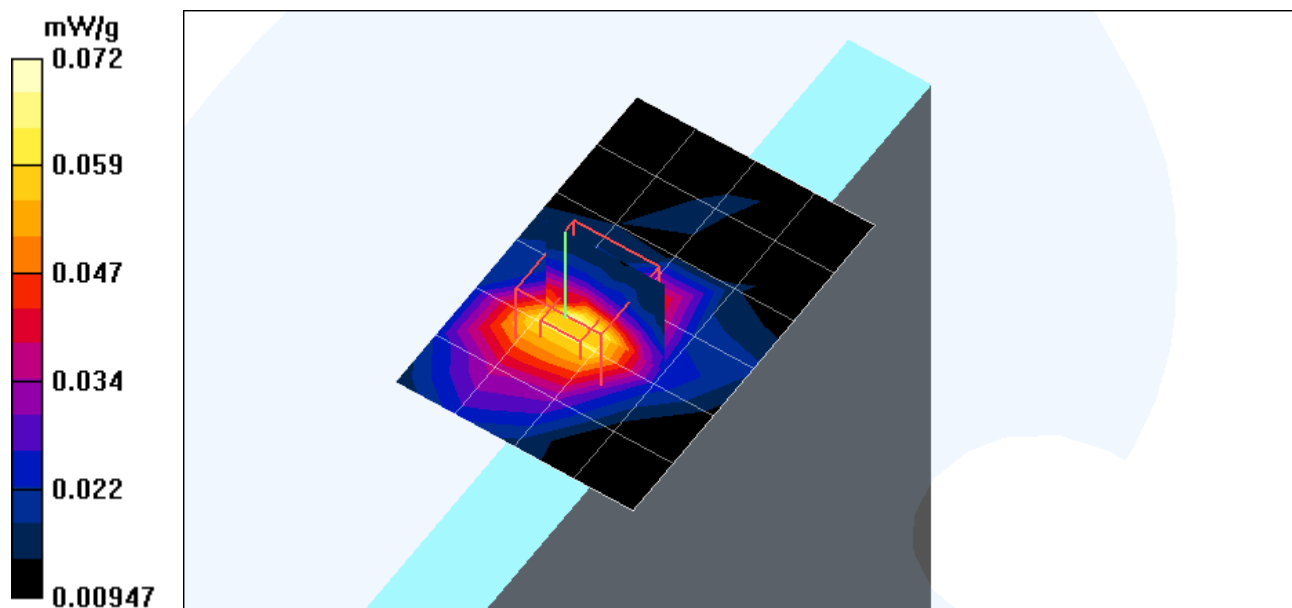
**Low Channel 1/Zoom Scan (7x7x7)/Cube 0:** Measurement grid: dx=5mm, dy=5mm, dz=5mm

Reference Value = 5.03 V/m

Peak SAR (extrapolated) = 0.093 W/kg

**SAR(1 g) = 0.065 mW/g; SAR(10 g) = 0.041 mW/g**

Maximum value of SAR (measured) = 0.072 mW/g



Test Laboratory: Advance Data Technology

**WMIA-123AG47-Mode 6 Tip 15mm 11g (Antenna\_A)**

**DUT: Table PC ; Type: WMIA-123AG47 ; Test Frequency: 2437 MHz**

Communication System: 802.11g ; Frequency: 2437 MHz ; Duty Cycle: 1:1 ; Modulation type: OFDM

Medium: MSL2450 Medium parameters used:  $f = 2437 \text{ MHz}$ ;  $\sigma = 2.01 \text{ mho/m}$ ;  $\epsilon_r = 50.9$ ;  $\rho = 1000 \text{ kg/m}^3$  ; Liquid level : 150mm

Phantom section: Flat Section ; Separation distance : 0 mm (The bottom side of the EUT to the Phantom)

Antenna type : Internal Antenna ; Air temp. : 22.0 degrees ; Liquid temp. : 21.0 degrees

DASY4 Configuration:

- Probe: ET3DV6 - SN1687 ; ConvF(4.23, 4.23, 4.23) ; Calibrated: 2004/8/26
- Sensor-Surface: 4mm (Mechanical Surface Detection)
- Electronics: DAE3 Sn510 ; Calibrated: 2004/8/17
- Phantom: SAM 12 ; Type: SAM V4.0 ; Serial: TP 1202
- Measurement SW: DASY4, V4.4 Build 3 ; Postprocessing SW: SEMCAD, V1.8 Build 130

**Middle Channel 6/Area Scan (5x7x1):** Measurement grid:  $dx=15\text{mm}$ ,  $dy=15\text{mm}$

Maximum value of SAR (measured) = 0.079 mW/g

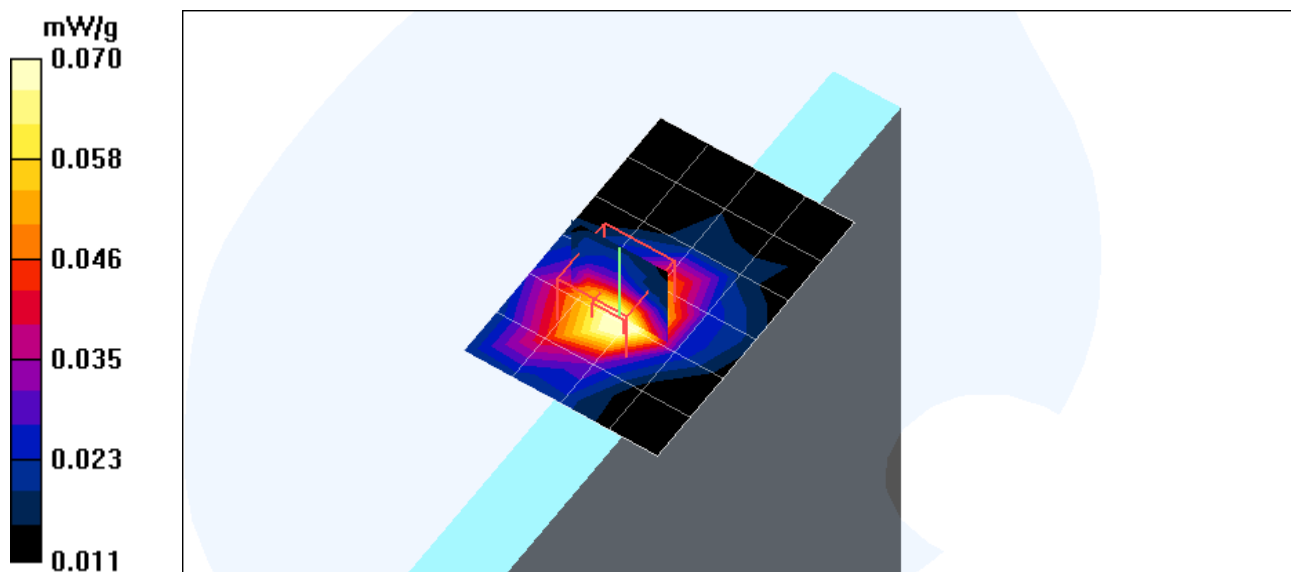
**Middle Channel 6/Zoom Scan (7x7x7)/Cube 0:** Measurement grid:  $dx=5\text{mm}$ ,  $dy=5\text{mm}$ ,  $dz=5\text{mm}$

Reference Value = 5.21 V/m

Peak SAR (extrapolated) = 0.152 W/kg

**SAR(1 g) = 0.064 mW/g; SAR(10 g) = 0.042 mW/g**

Maximum value of SAR (measured) = 0.070 mW/g



Test Laboratory: Advance Data Technology

**WMIA-123AG47-Mode 6 Tip 15mm 11g (Antenna\_A)**

**DUT: Table PC ; Type: WMIA-123AG47 ; Test Frequency: 2462 MHz**

Communication System: 802.11g ; Frequency: 2462 MHz ; Duty Cycle: 1:1 ; Modulation type: OFDM

Medium: MSL2450 Medium parameters used:  $f = 2462 \text{ MHz}$ ;  $\sigma = 2.04 \text{ mho/m}$ ;  $\epsilon_r = 50.8$ ;  $\rho = 1000 \text{ kg/m}^3$  ; Liquid level : 150mm

Phantom section: Flat Section ; Separation distance : 0 mm (The bottom side of the EUT to the Phantom)

Antenna type : Internal Antenna ; Air temp. : 22.0 degrees ; Liquid temp. : 21.0 degrees

DASY4 Configuration:

- Probe: ET3DV6 - SN1687 ; ConvF(4.23, 4.23, 4.23) ; Calibrated: 2004/8/26
- Sensor-Surface: 4mm (Mechanical Surface Detection)
- Electronics: DAE3 Sn510 ; Calibrated: 2004/8/17
- Phantom: SAM 12 ; Type: SAM V4.0 ; Serial: TP 1202
- Measurement SW: DASY4, V4.4 Build 3 ; Postprocessing SW: SEMCAD, V1.8 Build 130

**High Channel 11/Area Scan (5x7x1):** Measurement grid: dx=15mm, dy=15mm

Maximum value of SAR (measured) = 0.076 mW/g

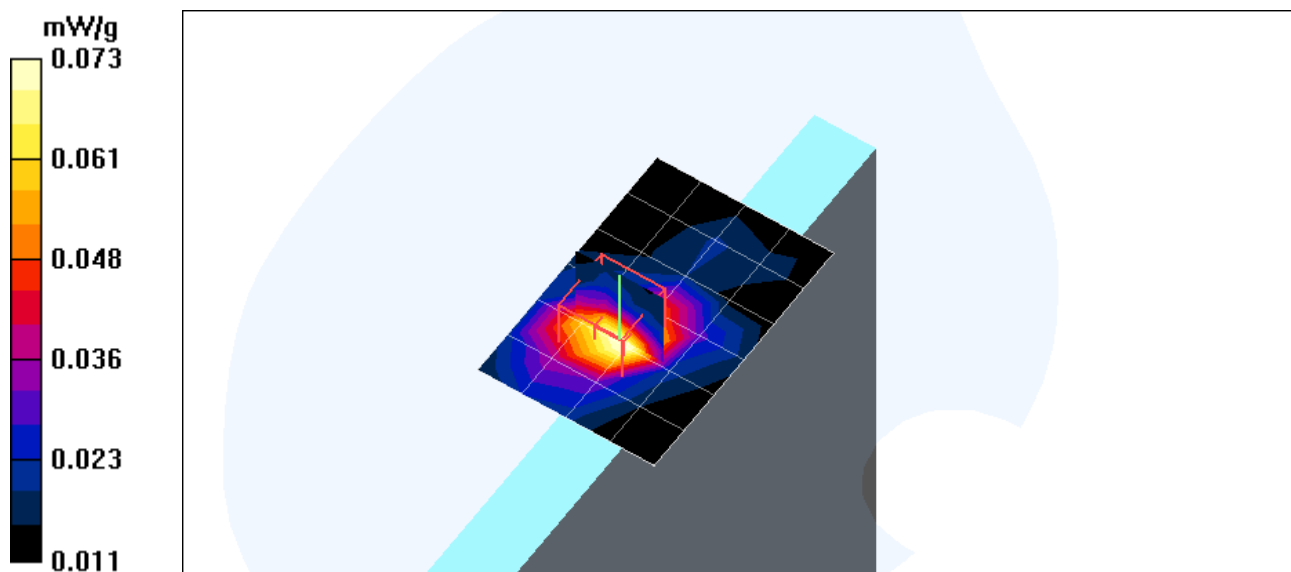
**High Channel 11/Zoom Scan (7x7x7)/Cube 0:** Measurement grid: dx=5mm, dy=5mm, dz=5mm

Reference Value = 5.2 V/m

Peak SAR (extrapolated) = 0.077 W/kg

**SAR(1 g) = 0.065 mW/g; SAR(10 g) = 0.042 mW/g**

Maximum value of SAR (measured) = 0.073 mW/g



Test Laboratory: Advance Data Technology

## WMIA-123AG47-Mode 7 Tip 15mm 11b (Antenna\_B)

**DUT: Table PC ; Type: WMIA-123AG47 ; Test Frequency: 2412 MHz**

Communication System: 802.11b ; Frequency: 2412 MHz ; Duty Cycle: 1:1 ; Modulation type: CCK

Medium: MSL2450 Medium parameters used:  $f = 2412$  MHz;  $\sigma = 1.96$  mho/m;  $\epsilon_r = 50.9$ ;  $\rho = 1000$  kg/m<sup>3</sup> ; Liquid level : 150mm

Phantom section: Flat Section ; Separation distance : 0 mm (The bottom side of the EUT to the Phantom)

Antenna type : Internal Antenna ; Air temp. : 22.0 degrees ; Liquid temp. : 21.0 degrees

DASY4 Configuration:

- Probe: ET3DV6 - SN1687 ; ConvF(4.23, 4.23, 4.23) ; Calibrated: 2004/8/26
- Sensor-Surface: 4mm (Mechanical Surface Detection)
- Electronics: DAE3 Sn510 ; Calibrated: 2004/8/17
- Phantom: SAM 12 ; Type: SAM V4.0 ; Serial: TP 1202
- Measurement SW: DASY4, V4.4 Build 3 ; Postprocessing SW: SEMCAD, V1.8 Build 130

**Low Channel 1/Area Scan (5x7x1):** Measurement grid: dx=15mm, dy=15mm

Maximum value of SAR (measured) = 0.093 mW/g

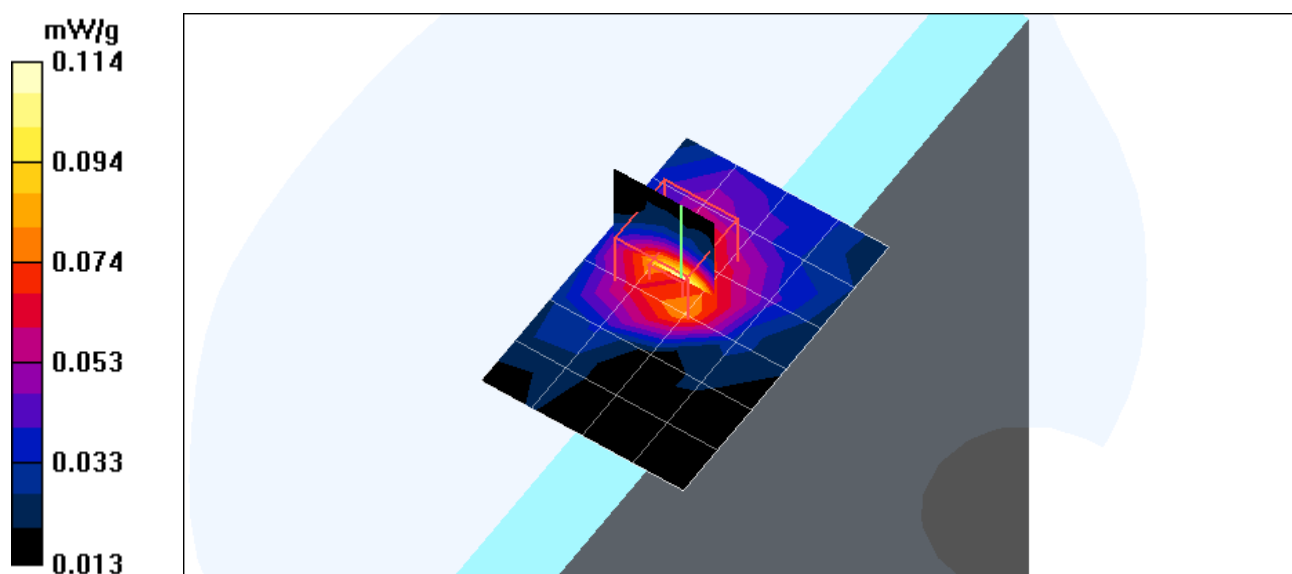
**Low Channel 1/Zoom Scan (7x7x7)/Cube 0:** Measurement grid: dx=5mm, dy=5mm, dz=5mm

Reference Value = 6.34 V/m

Peak SAR (extrapolated) = 0.125 W/kg

**SAR(1 g) = 0.099 mW/g; SAR(10 g) = 0.058 mW/g**

Maximum value of SAR (measured) = 0.114 mW/g





Test Laboratory: Advance Data Technology

## WMIA-123AG47-Mode 7 Tip 15mm 11b (Antenna\_B)

**DUT: Table PC ; Type: WMIA-123AG47 ; Test Frequency: 2437 MHz**

Communication System: 802.11b ; Frequency: 2437 MHz ; Duty Cycle: 1:1 ; Modulation type: CCK

Medium: MSL2450 Medium parameters used:  $f = 2437$  MHz;  $\sigma = 2.01$  mho/m;  $\epsilon_r = 50.9$ ;  $\rho = 1000$  kg/m<sup>3</sup> ; Liquid level : 150mm

Phantom section: Flat Section ; Separation distance : 0 mm (The bottom side of the EUT to the Phantom)

Antenna type : Internal Antenna ; Air temp. : 22.0 degrees ; Liquid temp. : 21.0 degrees

DASY4 Configuration:

- Probe: ET3DV6 - SN1687 ; ConvF(4.23, 4.23, 4.23) ; Calibrated: 2004/8/26
- Sensor-Surface: 4mm (Mechanical Surface Detection)
- Electronics: DAE3 Sn510 ; Calibrated: 2004/8/17
- Phantom: SAM 12 ; Type: SAM V4.0 ; Serial: TP 1202
- Measurement SW: DASY4, V4.4 Build 3 ; Postprocessing SW: SEMCAD, V1.8 Build 130

**Middle Channel 6/Area Scan (5x7x1):** Measurement grid: dx=15mm, dy=15mm

Maximum value of SAR (measured) = 0.102 mW/g

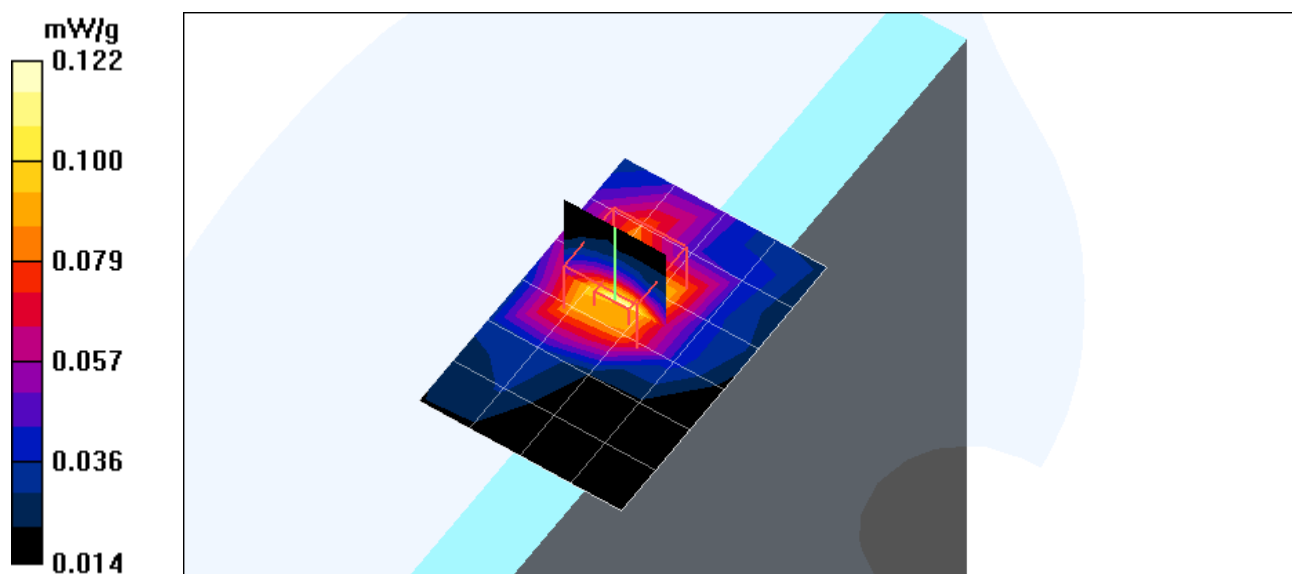
**Middle Channel 6/Zoom Scan (7x7x7)/Cube 0:** Measurement grid: dx=5mm, dy=5mm, dz=5mm

Reference Value = 6.87 V/m

Peak SAR (extrapolated) = 0.142 W/kg

**SAR(1 g) = 0.108 mW/g; SAR(10 g) = 0.062 mW/g**

Maximum value of SAR (measured) = 0.122 mW/g



Test Laboratory: Advance Data Technology

**WMIA-123AG47-Mode 7 Tip 15mm 11b (Antenna\_B)**

**DUT: Table PC ; Type: WMIA-123AG47 ; Test Frequency: 2462 MHz**

Communication System: 802.11b ; Frequency: 2462 MHz ; Duty Cycle: 1:1 ; Modulation type: CCK

Medium: MSL2450 Medium parameters used:  $f = 2462 \text{ MHz}$ ;  $\sigma = 2.04 \text{ mho/m}$ ;  $\epsilon_r = 50.8$ ;  $\rho = 1000 \text{ kg/m}^3$  ; Liquid level : 150mm

Phantom section: Flat Section ; Separation distance : 0 mm (The bottom side of the EUT to the Phantom)

Antenna type : Internal Antenna ; Air temp. : 22.0 degrees ; Liquid temp. : 21.0 degrees

DASY4 Configuration:

- Probe: ET3DV6 - SN1687 ; ConvF(4.23, 4.23, 4.23) ; Calibrated: 2004/8/26
- Sensor-Surface: 4mm (Mechanical Surface Detection)
- Electronics: DAE3 Sn510 ; Calibrated: 2004/8/17
- Phantom: SAM 12 ; Type: SAM V4.0 ; Serial: TP 1202
- Measurement SW: DASY4, V4.4 Build 3 ; Postprocessing SW: SEMCAD, V1.8 Build 130

**High Channel 11/Area Scan (5x7x1):** Measurement grid:  $dx=15\text{mm}$ ,  $dy=15\text{mm}$

Maximum value of SAR (measured) = 0.118 mW/g

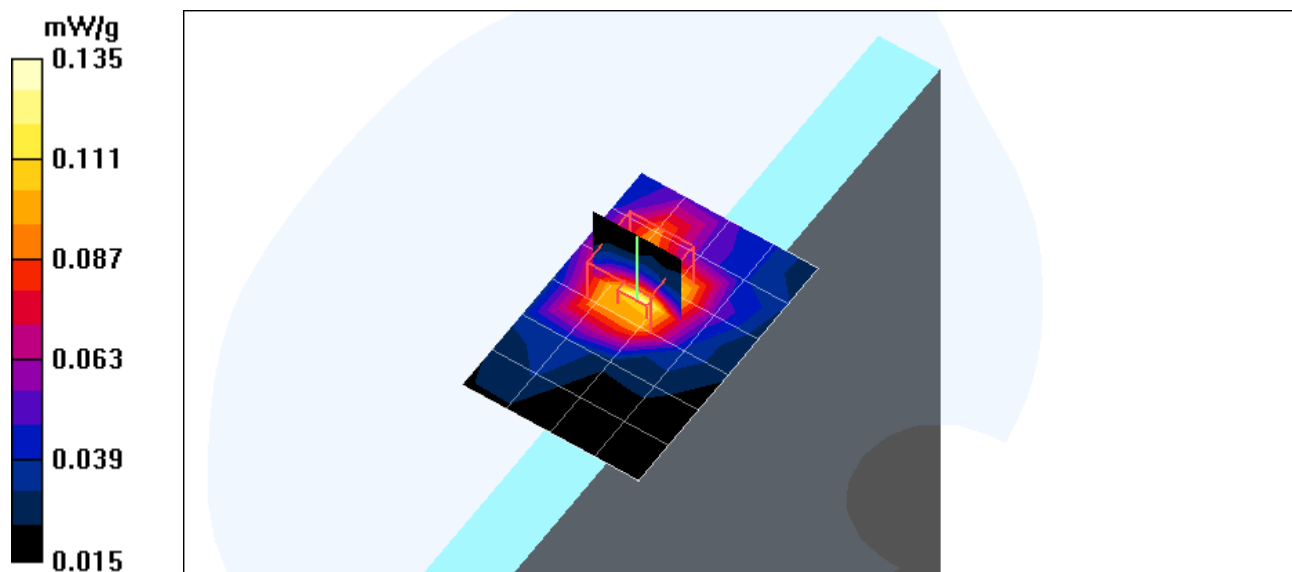
**High Channel 11/Zoom Scan (7x7x7)/Cube 0:** Measurement grid:  $dx=5\text{mm}$ ,  $dy=5\text{mm}$ ,  $dz=5\text{mm}$

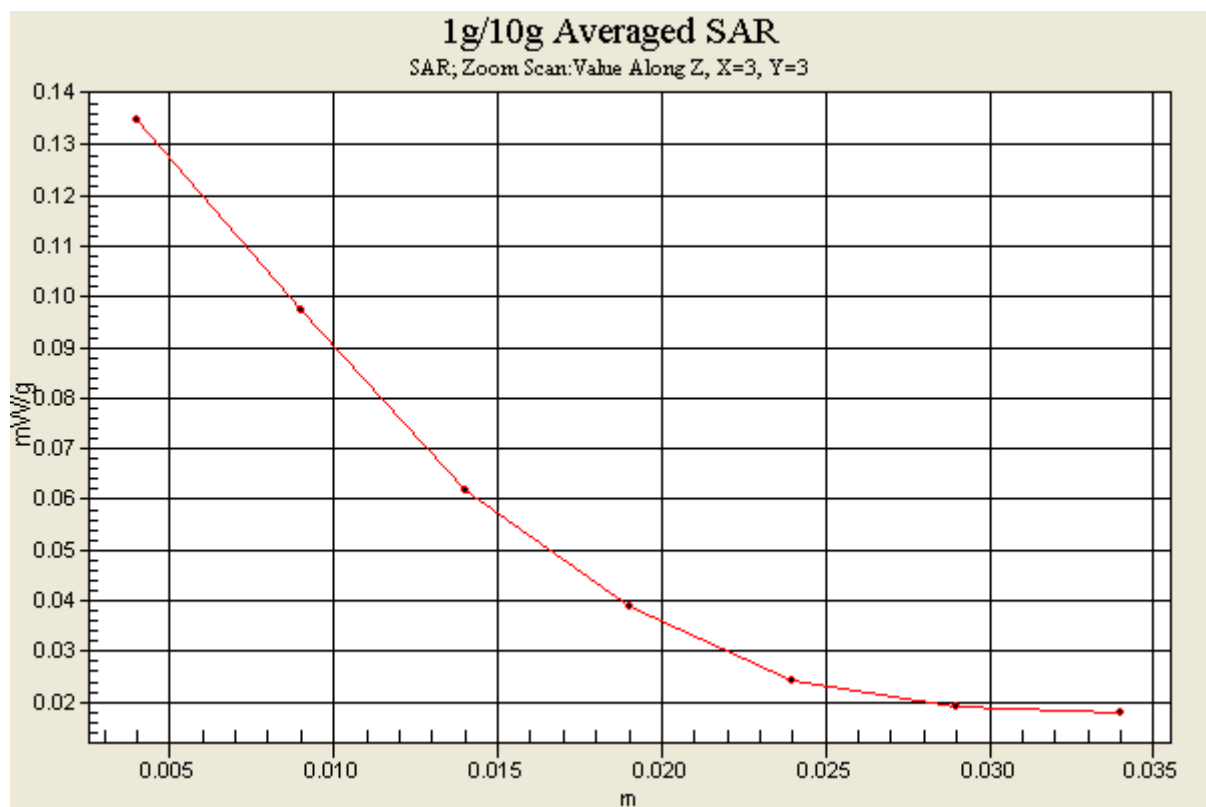
Reference Value = 7.6 V/m

Peak SAR (extrapolated) = 0.148 W/kg

**SAR(1 g) = 0.118 mW/g; SAR(10 g) = 0.070 mW/g**

Maximum value of SAR (measured) = 0.135 mW/g





Test Laboratory: Advance Data Technology

## WMIA-123AG47-Mode 7 Tip 15mm 11b (Antenna\_B) with Bluetooth

**DUT: Table PC ; Type: WMIA-123AG47 ; Test Frequency: 2462 MHz**

Communication System: 802.11b ; Frequency: 2462 MHz ; Duty Cycle: 1:1 ; Modulation type: CCK

Medium: MSL2450 Medium parameters used:  $f = 2462$  MHz;  $\sigma = 2.04$  mho/m;  $\epsilon_r = 50.8$ ;  $\rho = 1000$  kg/m<sup>3</sup> ; Liquid level : 150mm

Phantom section: Flat Section ; Separation distance : 0 mm (The bottom side of the EUT to the Phantom)

Antenna type : Internal Antenna ; Air temp. : 22.0 degrees ; Liquid temp. : 21.0 degrees

DASY4 Configuration:

- Probe: ET3DV6 - SN1687 ; ConvF(4.23, 4.23, 4.23) ; Calibrated: 2004/8/26
- Sensor-Surface: 4mm (Mechanical Surface Detection)
- Electronics: DAE3 Sn510 ; Calibrated: 2004/8/17
- Phantom: SAM 12 ; Type: SAM V4.0 ; Serial: TP 1202
- Measurement SW: DASY4, V4.4 Build 3 ; Postprocessing SW: SEMCAD, V1.8 Build 130

**High Channel 11 + BT/Area Scan (5x7x1):** Measurement grid: dx=15mm, dy=15mm

Maximum value of SAR (measured) = 0.119 mW/g

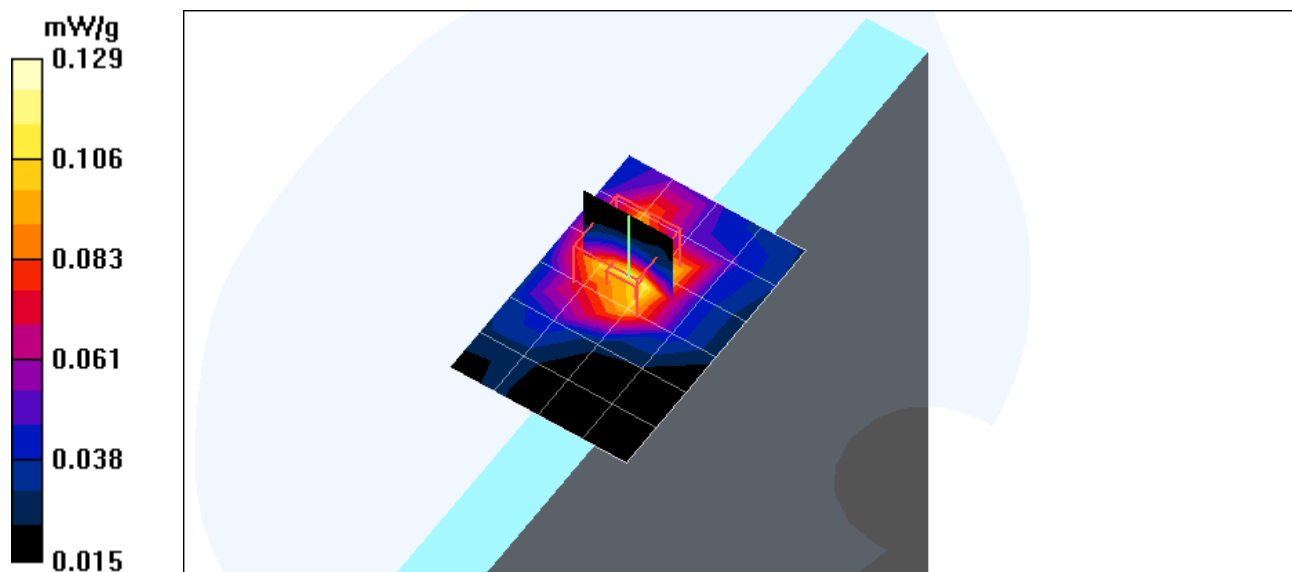
**High Channel 11 + BT/Zoom Scan (7x7x7)/Cube 0:** Measurement grid: dx=5mm, dy=5mm, dz=5mm

Reference Value = 7.38 V/m

Peak SAR (extrapolated) = 0.144 W/kg

**SAR(1 g) = 0.114 mW/g; SAR(10 g) = 0.067 mW/g**

Maximum value of SAR (measured) = 0.129 mW/g



Test Laboratory: Advance Data Technology

## WMIA-123AG47-Mode 8 Tip 15mm 11g(Antenna\_B)

**DUT: Table PC ; Type: WMIA-123AG47 ; Test Frequency: 2412 MHz**

Communication System: 802.11g ; Frequency: 2412 MHz ; Duty Cycle: 1:1 ; Modulation type: OFDM

Medium: MSL2450 Medium parameters used:  $f = 2412$  MHz;  $\sigma = 1.96$  mho/m;  $\epsilon_r = 50.9$ ;  $\rho = 1000$  kg/m<sup>3</sup> ; Liquid level : 150mm

Phantom section: Flat Section ; Separation distance : 0 mm (The bottom side of the EUT to the Phantom)

Antenna type : Internal Antenna ; Air temp. : 22.0 degrees ; Liquid temp. : 21.0 degrees

DASY4 Configuration:

- Probe: ET3DV6 - SN1687 ; ConvF(4.23, 4.23, 4.23) ; Calibrated: 2004/8/26
- Sensor-Surface: 4mm (Mechanical Surface Detection)
- Electronics: DAE3 Sn510 ; Calibrated: 2004/8/17
- Phantom: SAM 12 ; Type: SAM V4.0 ; Serial: TP 1202
- Measurement SW: DASY4, V4.4 Build 3 ; Postprocessing SW: SEMCAD, V1.8 Build 130

**Low Channel 1/Area Scan (5x7x1):** Measurement grid: dx=15mm, dy=15mm

Maximum value of SAR (measured) = 0.066 mW/g

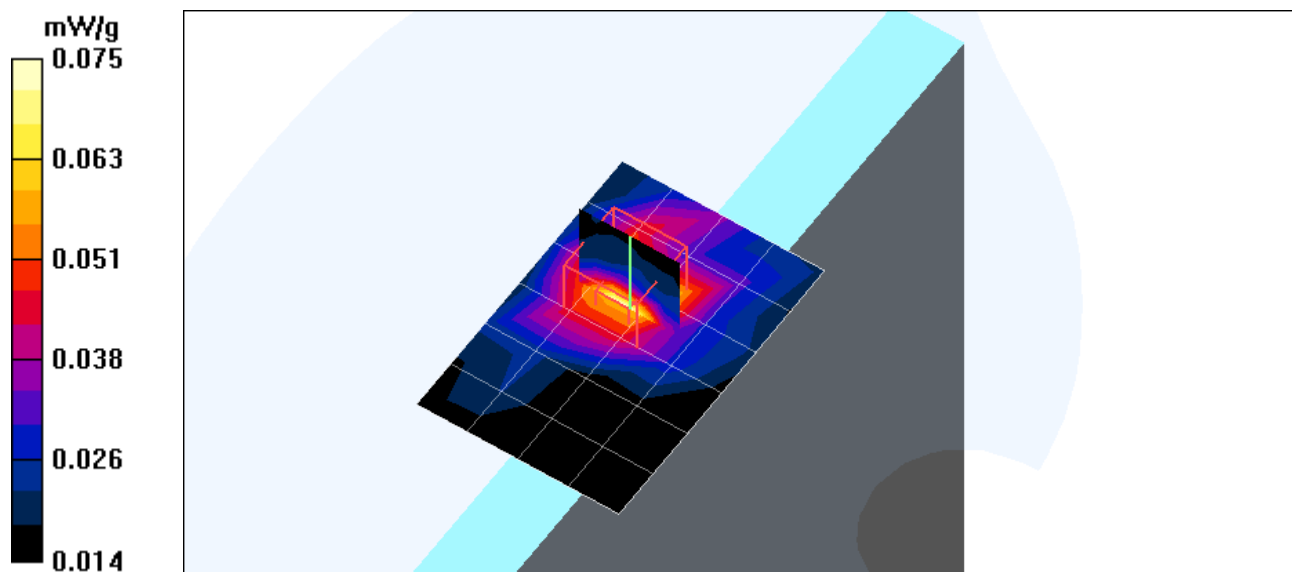
**Low Channel 1/Zoom Scan (7x7x7)/Cube 0:** Measurement grid: dx=5mm, dy=5mm, dz=5mm

Reference Value = 5.16 V/m

Peak SAR (extrapolated) = 0.092 W/kg

**SAR(1 g) = 0.068 mW/g; SAR(10 g) = 0.040 mW/g**

Maximum value of SAR (measured) = 0.075 mW/g



Test Laboratory: Advance Data Technology

## WMIA-123AG47-Mode 8 Tip 15mm 11g(Antenna\_B)

**DUT: Table PC ; Type: WMIA-123AG47 ; Test Frequency: 2437 MHz**

Communication System: 802.11g ; Frequency: 2437 MHz ; Duty Cycle: 1:1 ; Modulation type: OFDM

Medium: MSL2450 Medium parameters used:  $f = 2437$  MHz;  $\sigma = 2.01$  mho/m;  $\epsilon_r = 50.9$ ;  $\rho = 1000$  kg/m<sup>3</sup> ; Liquid level : 150mm

Phantom section: Flat Section ; Separation distance : 0 mm (The bottom side of the EUT to the Phantom)

Antenna type : Internal Antenna ; Air temp. : 22.0 degrees ; Liquid temp. : 21.0 degrees

DASY4 Configuration:

- Probe: ET3DV6 - SN1687 ; ConvF(4.23, 4.23, 4.23) ; Calibrated: 2004/8/26
- Sensor-Surface: 4mm (Mechanical Surface Detection)
- Electronics: DAE3 Sn510 ; Calibrated: 2004/8/17
- Phantom: SAM 12 ; Type: SAM V4.0 ; Serial: TP 1202
- Measurement SW: DASY4, V4.4 Build 3 ; Postprocessing SW: SEMCAD, V1.8 Build 130

**Middle Channel 6/Area Scan (5x7x1):** Measurement grid: dx=15mm, dy=15mm

Maximum value of SAR (measured) = 0.086 mW/g

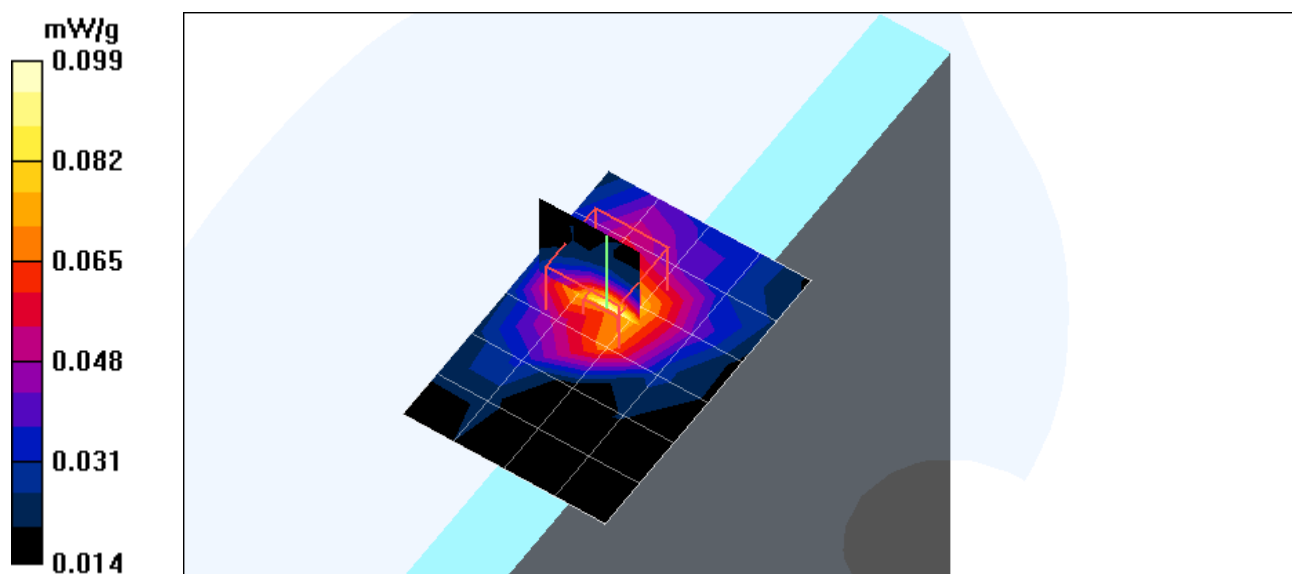
**Middle Channel 6/Zoom Scan (7x7x7)/Cube 0:** Measurement grid: dx=5mm, dy=5mm, dz=5mm

Reference Value = 5.68 V/m

Peak SAR (extrapolated) = 0.119 W/kg

**SAR(1 g) = 0.087 mW/g; SAR(10 g) = 0.050 mW/g**

Maximum value of SAR (measured) = 0.099 mW/g



Test Laboratory: Advance Data Technology

## WMIA-123AG47-Mode 8 Tip 15mm 11g(Antenna\_B)

**DUT: Table PC ; Type: WMIA-123AG47 ; Test Frequency: 2462 MHz**

Communication System: 802.11g ; Frequency: 2462 MHz ; Duty Cycle: 1:1 ; Modulation type: OFDM

Medium: MSL2450 Medium parameters used:  $f = 2462$  MHz;  $\sigma = 2.04$  mho/m;  $\epsilon_r = 50.8$ ;  $\rho = 1000$  kg/m<sup>3</sup> ; Liquid level : 150mm

Phantom section: Flat Section ; Separation distance : 0 mm (The bottom side of the EUT to the Phantom)

Antenna type : Internal Antenna ; Air temp. : 22.0 degrees ; Liquid temp. : 21.0 degrees

DASY4 Configuration:

- Probe: ET3DV6 - SN1687 ; ConvF(4.23, 4.23, 4.23) ; Calibrated: 2004/8/26
- Sensor-Surface: 4mm (Mechanical Surface Detection)
- Electronics: DAE3 Sn510 ; Calibrated: 2004/8/17
- Phantom: SAM 12 ; Type: SAM V4.0 ; Serial: TP 1202
- Measurement SW: DASY4, V4.4 Build 3 ; Postprocessing SW: SEMCAD, V1.8 Build 130

**High Channel 11/Area Scan (5x7x1):** Measurement grid: dx=15mm, dy=15mm

Maximum value of SAR (measured) = 0.078 mW/g

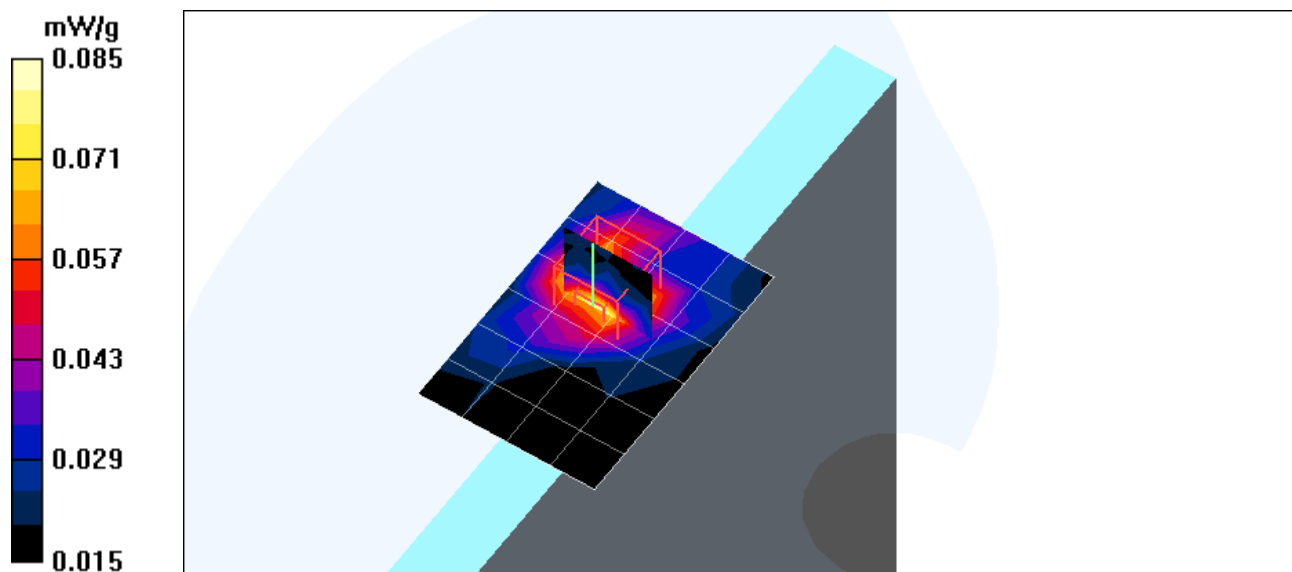
**High Channel 11/Zoom Scan (7x7x7)/Cube 0:** Measurement grid: dx=5mm, dy=5mm, dz=5mm

Reference Value = 5.42 V/m

Peak SAR (extrapolated) = 0.107 W/kg

**SAR(1 g) = 0.077 mW/g; SAR(10 g) = 0.045 mW/g**

Maximum value of SAR (measured) = 0.085 mW/g



Test Laboratory: Advance Data Technology

### WMIA-123AG47-Mode 9 Bottom 11A(Antenna\_left-A)-1

**DUT: Table PC; Type: WMIA-123AG4**

Communication System: 802.11A; Frequency: 5180 MHz;Duty Cycle: 1:1

Medium parameters used:  $f = 5180 \text{ MHz}$ ;  $\sigma = 5.34 \text{ mho/m}$ ;  $\epsilon_r = 47.4$ ;  $\rho = 1000 \text{ kg/m}^3$

Air Temperature:25.3 deg C;Liquid Temperature:24.3 deg C

Area scan setting: Find secondary maxima within 2 dB, and with a peak SAR value greater than 0.0012 mW/g

Zoom scan setting: Maximum number of cubes to measure is 2

Phantom section: Flat Section

DASY4 Configuration:

- Probe: EX3DV3 - SN3506 ; ConvF(4.57, 4.57, 4.57) ; Calibrated: 2004/3/19
- Sensor-Surface: 2.5mm (Mechanical Surface Detection)
- Electronics: DAE3 Sn510 ; Calibrated: 2004/8/17
- Phantom: SAM 12; Type: SAM V4.0; Serial: TP-1202
- Measurement SW: DASY4, V4.4 Build 3; Postprocessing SW: SEMCAD, V1.8 Build 130

**Low Channel-5180/Area Scan (9x17x1):** Measurement grid: dx=10mm, dy=10mm

Maximum value of SAR (measured) = 0.437 mW/g

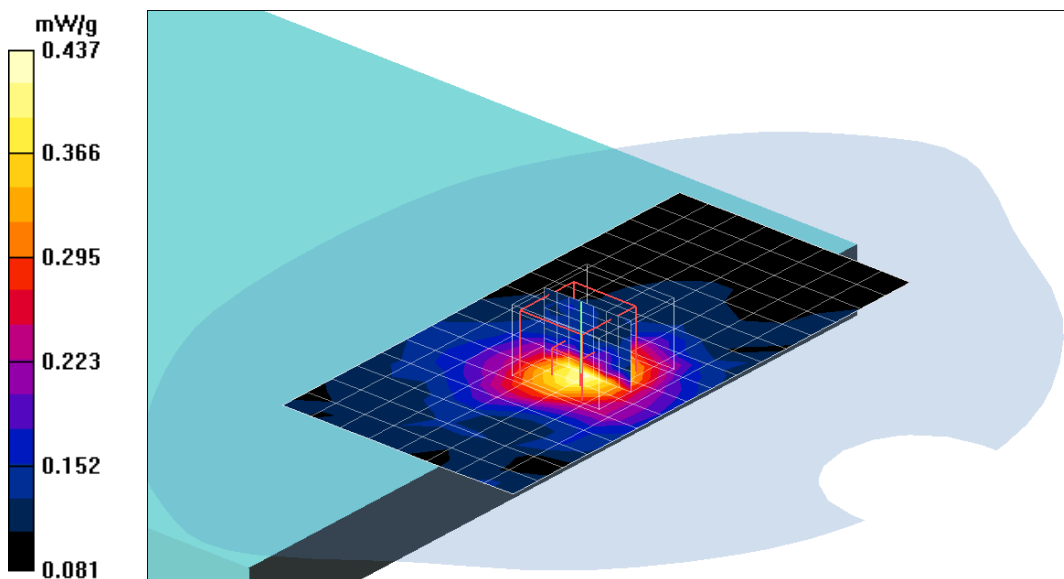
**Low Channel-5180/Zoom Scan (8x8x8)/Cube 0:** Measurement grid: dx=4.3mm, dy=4.3mm, dz=3mm

Reference Value = 8.01 V/m

Peak SAR (extrapolated) = 0.770 W/kg

**SAR(1 g) = 0.321 mW/g; SAR(10 g) = 0.212 mW/g**

Maximum value of SAR (measured) = 0.432 mW/g





Test Laboratory: Advance Data Technology

### WMIA-123AG47-Mode 9 Bottom 11A(Antenna\_left-A)-1

**DUT: Table PC; Type: WMIA-123AG47**

Communication System: 802.11A; Frequency: 5240 MHz; Duty Cycle: 1:1

Medium parameters used:  $f = 5240$  MHz;  $\sigma = 5.42$  mho/m;  $\epsilon_r = 47.3$ ;  $\rho = 1000$  kg/m<sup>3</sup>

Air Temperature: 25.3 deg C; Liquid Temperature: 24.3 deg C

Area scan setting: Find secondary maxima within 2 dB, and with a peak SAR value greater than 0.0012 mW/g

Zoom scan setting: Maximum number of cubes to measure is 2

Phantom section: Flat Section

DASY4 Configuration:

- Probe: EX3DV3 - SN3506 ; ConvF(4.57, 4.57, 4.57) ; Calibrated: 2004/3/19
- Sensor-Surface: 2.5mm (Mechanical Surface Detection)
- Electronics: DAE3 Sn510 ; Calibrated: 2004/8/17
- Phantom: SAM 12; Type: SAM V4.0; Serial: TP-1202
- Measurement SW: DASY4, V4.4 Build 3; Postprocessing SW: SEMCAD, V1.8 Build 130

**Middle Channel-5240/Area Scan (7x10x1):** Measurement grid: dx=10mm, dy=10mm

Maximum value of SAR (measured) = 0.470 mW/g

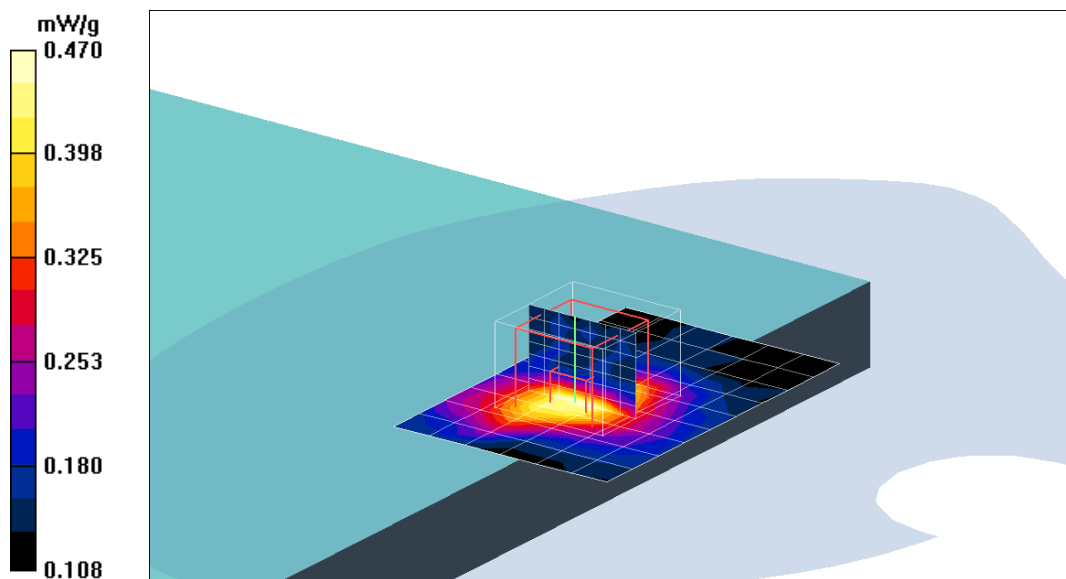
**Middle Channel-5240/Zoom Scan (8x8x8)/Cube 0:** Measurement grid: dx=4.3mm, dy=4.3mm, dz=3mm

Reference Value = 8.95 V/m

Peak SAR (extrapolated) = 1.13 W/kg

**SAR(1 g) = 0.370 mW/g; SAR(10 g) = 0.235 mW/g**

Maximum value of SAR (measured) = 0.508 mW/g



Test Laboratory: Advance Data Technology

### WMIA-123AG47-Mode 9 Bottom 11A(Antenna\_left-A)-1

**DUT: Table PC; Type: WMIA-123AG47; Serial: N/A**

Communication System: 802.11A; Frequency: 5260 MHz; Duty Cycle: 1:1

Medium parameters used:  $f = 5260$  MHz;  $\sigma = 5.42$  mho/m;  $\epsilon_r = 47.3$ ;  $\rho = 1000$  kg/m<sup>3</sup>

Air Temperature: 25.3 deg C; Liquid Temperature: 24.3 deg C

Area scan setting: Find secondary maxima within 2 dB, and with a peak SAR value greater than 0.0012 mW/g

Zoom scan setting: Maximum number of cubes to measure is 2

Phantom section: Flat Section

DASY4 Configuration:

- Probe: EX3DV3 - SN3506 ; ConvF(4.57, 4.57, 4.57) ; Calibrated: 2004/3/19
- Sensor-Surface: 2.5mm (Mechanical Surface Detection)
- Electronics: DAE3 Sn510 ; Calibrated: 2004/8/17
- Phantom: SAM 12; Type: SAM V4.0; Serial: TP-1202
- Measurement SW: DASY4, V4.4 Build 3; Postprocessing SW: SEMCAD, V1.8 Build 130

**Middle Channel-5260/Area Scan (7x10x1):** Measurement grid: dx=10mm, dy=10mm

Maximum value of SAR (measured) = 0.456 mW/g

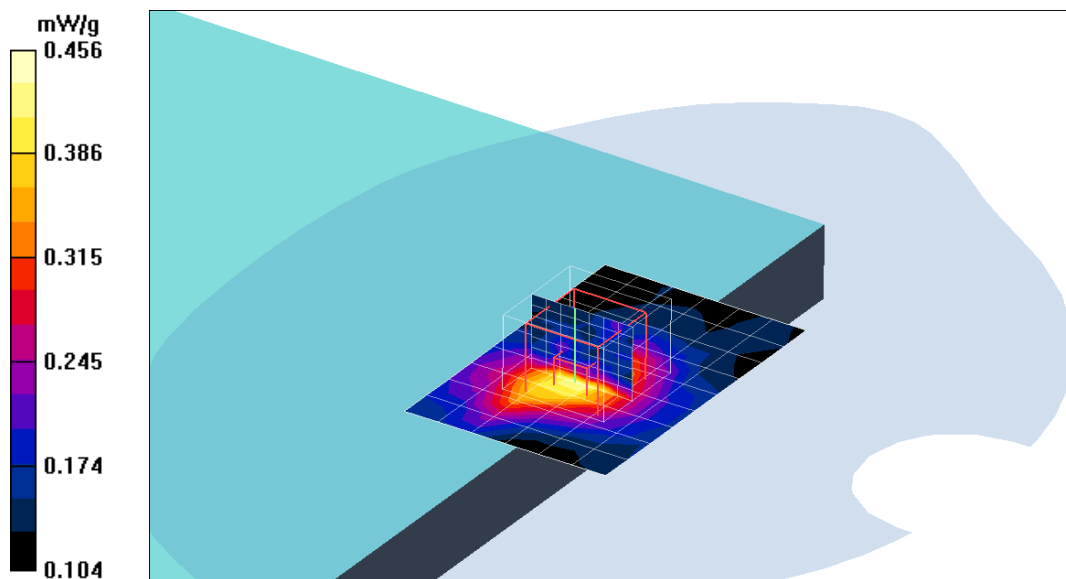
**Middle Channel-5260/Zoom Scan (8x8x8)/Cube 0:** Measurement grid: dx=4.3mm, dy=4.3mm, dz=3mm

Reference Value = 8.79 V/m

Peak SAR (extrapolated) = 1.16 W/kg

**SAR(1 g) = 0.348 mW/g; SAR(10 g) = 0.226 mW/g**

Maximum value of SAR (measured) = 0.450 mW/g



Test Laboratory: Advance Data Technology

### WMIA-123AG47-Mode 9 Bottom 11A(Antenna\_left-A)-1

**DUT: Table PC; Type: WMIA-123AG47; Serial: N/A**

Communication System: 802.11A; Frequency: 5320 MHz; Duty Cycle: 1:1

Medium parameters used:  $f = 5320$  MHz;  $\sigma = 5.42$  mho/m;  $\epsilon_r = 47.3$ ;  $\rho = 1000$  kg/m<sup>3</sup>

Air Temperature: 25.3 deg C; Liquid Temperature: 24.3 deg C

Area scan setting: Find secondary maxima within 2 dB, and with a peak SAR value greater than 0.0012 mW/g

Zoom scan setting: Maximum number of cubes to measure is 2

Phantom section: Flat Section

DASY4 Configuration:

- Probe: EX3DV3 - SN3506 ; ConvF(4.57, 4.57, 4.57) ; Calibrated: 2004/3/19
- Sensor-Surface: 2.5mm (Mechanical Surface Detection)
- Electronics: DAE3 Sn510 ; Calibrated: 2004/8/17
- Phantom: SAM 12; Type: SAM V4.0; Serial: TP-1202
- Measurement SW: DASY4, V4.4 Build 3; Postprocessing SW: SEMCAD, V1.8 Build 130

**Middle Channel-5320/Area Scan (7x10x1):** Measurement grid: dx=10mm, dy=10mm

Maximum value of SAR (measured) = 0.448 mW/g

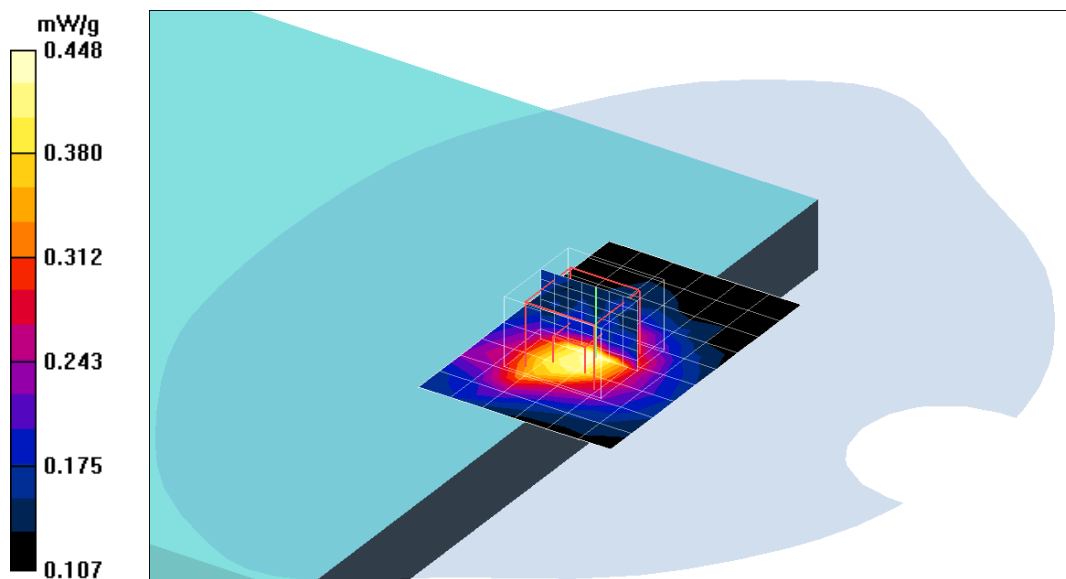
**Middle Channel-5320/Zoom Scan (8x8x8)/Cube 0:** Measurement grid: dx=4.3mm, dy=4.3mm, dz=3mm

Reference Value = 8.2 V/m

Peak SAR (extrapolated) = 1.04 W/kg

**SAR(1 g) = 0.354 mW/g; SAR(10 g) = 0.229 mW/g**

Maximum value of SAR (measured) = 0.481 mW/g



Test Laboratory: Advance Data Technology

**WMIA-123AG47-Mode 9 Bottom 11A(Antenna\_left-A)-1**

**DUT: Table PC; Type: WMIA-123AG47; Serial: N/A**

Communication System: 802.11A; Frequency: 5745 MHz;Duty Cycle: 1:1

Medium parameters used:  $f = 5745$  MHz;  $\sigma = 6.12$  mho/m;  $\epsilon_r = 46.3$ ;  $\rho = 1000$  kg/m<sup>3</sup>

Air Temperature:25.3 deg C;Liquid Temperature:24.3 deg C

Area scan setting: Find secondary maxima within 2 dB, and with a peak SAR value greater than 0.0012 mW/g

Zoom scan setting: Maximum number of cubes to measure is 2

Phantom section: Flat Section

DASY4 Configuration:

- Probe: EX3DV3 - SN3506 ; ConvF(4.19, 4.19, 4.19) ; Calibrated: 2004/3/19
- Sensor-Surface: 2.5mm (Mechanical Surface Detection)
- Electronics: DAE3 Sn510 ; Calibrated: 2004/8/17
- Phantom: SAM 12; Type: SAM V4.0; Serial: TP-1202
- Measurement SW: DASY4, V4.4 Build 3; Postprocessing SW: SEMCAD, V1.8 Build 130

**Middle Channel-5745/Area Scan (10x15x1):** Measurement grid: dx=10mm, dy=10mm

Maximum value of SAR (measured) = 0.285 mW/g

**Middle Channel-5745/Zoom Scan (8x8x8)/Cube 0:** Measurement grid: dx=4.3mm, dy=4.3mm, dz=3mm

Reference Value = 6.48 V/m

Peak SAR (extrapolated) = 0.533 W/kg

**SAR(1 g) = 0.246 mW/g; SAR(10 g) = 0.208 mW/g**

Maximum value of SAR (measured) = 0.310 mW/g

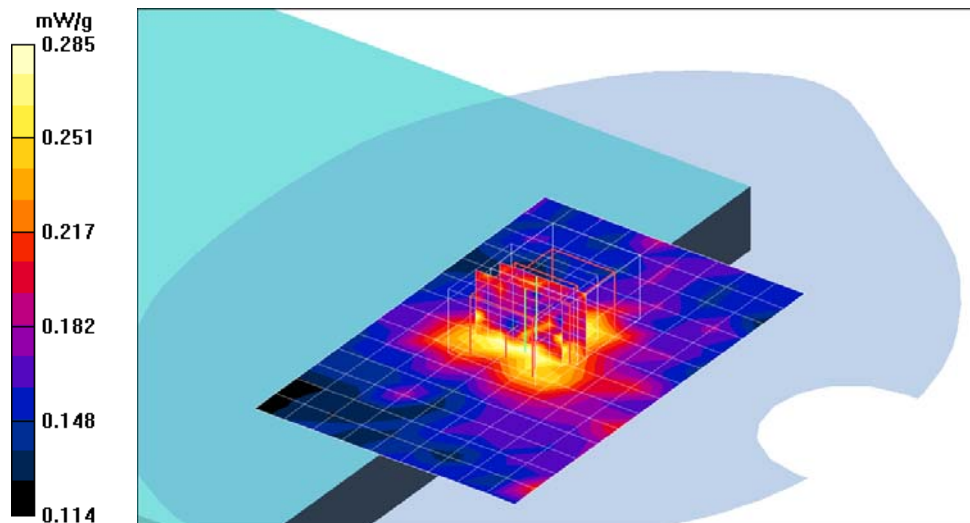
**Middle Channel-5745/Zoom Scan (8x8x8)/Cube 1:** Measurement grid: dx=4.3mm, dy=4.3mm, dz=3mm

Reference Value = 6.48 V/m

Peak SAR (extrapolated) = 0.595 W/kg

**SAR(1 g) = 0.248 mW/g; SAR(10 g) = 0.201 mW/g**

Maximum value of SAR (measured) = 0.319 mW/g



Test Laboratory: Advance Data Technology

### WMIA-123AG47-Mode 9 Bottom 11A(Antenna\_left-A)-1

**DUT: Table PC; Type: WMIA-123AG47; Serial: N/A**

Communication System: 802.11A; Frequency: 5785 MHz;Duty Cycle: 1:1

Medium parameters used:  $f = 5785$  MHz;  $\sigma = 6.2$  mho/m;  $\epsilon_r = 46.2$ ;  $\rho = 1000$  kg/m<sup>3</sup>

Air Temperature:25.3 deg C;Liquid Temperature:24.3 deg C

Area scan setting: Find secondary maxima within 2 dB, and with a peak SAR value greater than 0.0012 mW/g

Zoom scan setting: Maximum number of cubes to measure is 2

Phantom section: Flat Section

DASY4 Configuration:

- Probe: EX3DV3 - SN3506 ; ConvF(4.19, 4.19, 4.19) ; Calibrated: 2004/3/19
- Sensor-Surface: 2.5mm (Mechanical Surface Detection)
- Electronics: DAE3 Sn510 ; Calibrated: 2004/8/17
- Phantom: SAM 12; Type: SAM V4.0; Serial: TP-1202
- Measurement SW: DASY4, V4.4 Build 3; Postprocessing SW: SEMCAD, V1.8 Build 130

**Middle Channel-5785/Area Scan (10x13x1):** Measurement grid: dx=10mm, dy=10mm

Maximum value of SAR (measured) = 0.296 mW/g

**Middle Channel-5785/Zoom Scan (8x8x8)/Cube 0:** Measurement grid: dx=4.3mm, dy=4.3mm, dz=3mm

Reference Value = 6.01 V/m

Peak SAR (extrapolated) = 0.405 W/kg

**SAR(1 g) = 0.241 mW/g; SAR(10 g) = 0.200 mW/g**

Maximum value of SAR (measured) = 0.299 mW/g

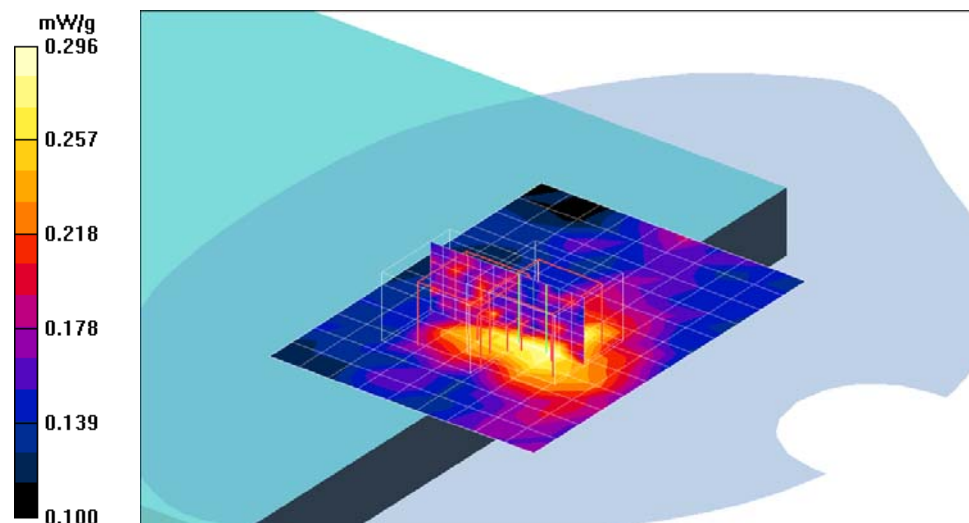
**Middle Channel-5785/Zoom Scan (8x8x8)/Cube 1:** Measurement grid: dx=4.3mm, dy=4.3mm, dz=3mm

Reference Value = 6.01 V/m

Peak SAR (extrapolated) = 0.634 W/kg

**SAR(1 g) = 0.230 mW/g; SAR(10 g) = 0.187 mW/g**

Maximum value of SAR (measured) = 0.291 mW/g



Test Laboratory: Advance Data Technology

**WMIA-123AG47-Mode 9 Bottom 11A(Antenna\_left-A)-1**

**DUT: Table PC; Type: WMIA-123AG47; Serial: N/A**

Communication System: 802.11A; Frequency: 5825 MHz;Duty Cycle: 1:1

Medium parameters used:  $f = 5825$  MHz;  $\sigma = 6.24$  mho/m;  $\epsilon_r = 46.1$ ;  $\rho = 1000$  kg/m<sup>3</sup>

Air Temperature:25.3 deg C;Liquid Temperature:24.3 deg C

Area scan setting: Find secondary maxima within 2 dB, and with a peak SAR value greater than 0.0012 mW/g

Zoom scan setting: Maximum number of cubes to measure is 2

Phantom section: Flat Section

DASY4 Configuration:

- Probe: EX3DV3 - SN3506 ; ConvF(4.19, 4.19, 4.19) ; Calibrated: 2004/3/19
- Sensor-Surface: 2.5mm (Mechanical Surface Detection)
- Electronics: DAE3 Sn510 ; Calibrated: 2004/8/17
- Phantom: SAM 12; Type: SAM V4.0; Serial: TP-1202
- Measurement SW: DASY4, V4.4 Build 3; Postprocessing SW: SEMCAD, V1.8 Build 130

**High Channel-5825/Area Scan (10x11x1):** Measurement grid: dx=10mm, dy=10mm

Maximum value of SAR (measured) = 0.312 mW/g

**High Channel-5825/Zoom Scan (8x8x8)/Cube 0:** Measurement grid: dx=4.3mm, dy=4.3mm, dz=3mm

Reference Value = 5.65 V/m

Peak SAR (extrapolated) = 1 W/kg

**SAR(1 g) = 0.250 mW/g; SAR(10 g) = 0.191 mW/g**

Maximum value of SAR (measured) = 0.317 mW/g

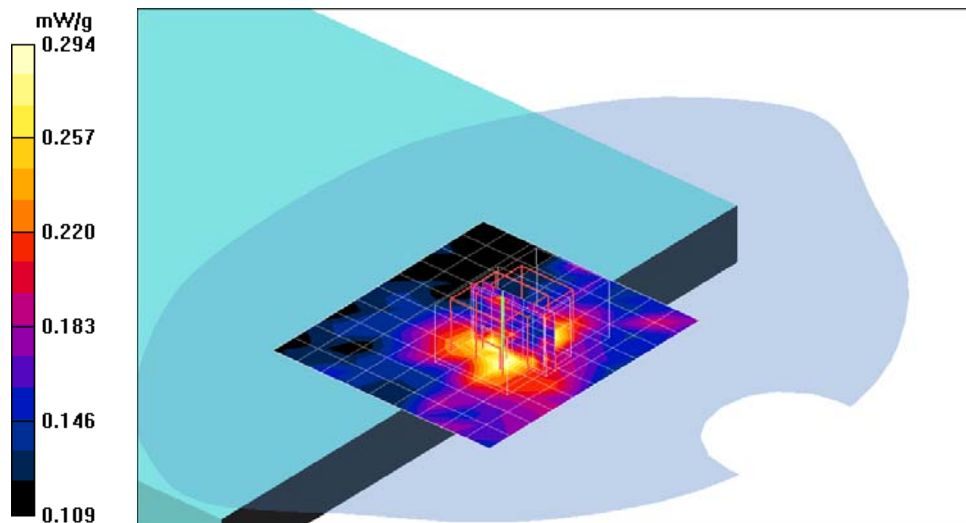
**High Channel-5825/Zoom Scan (8x8x8)/Cube 1:** Measurement grid: dx=4.3mm, dy=4.3mm, dz=3mm

Reference Value = 5.65 V/m

Peak SAR (extrapolated) = 0.438 W/kg

**SAR(1 g) = 0.248 mW/g; SAR(10 g) = 0.200 mW/g**

Maximum value of SAR (measured) = 0.294 mW/g



Test Laboratory: Advance Data Technology

**WMIA-123AG47-Mode 9 Bottom 11A with Bluetooth (Antenna\_left-A)-1**

**DUT: Table PC; Type: WMIA-123AG47; Serial: N/A**

Communication System: 802.11A; Frequency: 5240 MHz; Duty Cycle: 1:1

Medium parameters used:  $f = 5240$  MHz;  $\sigma = 5.42$  mho/m;  $\epsilon_r = 47.3$ ;  $\rho = 1000$  kg/m<sup>3</sup>

Air Temperature: 25.3 deg C; Liquid Temperature: 24.3 deg C

Area scan setting: Find secondary maxima within 2 dB, and with a peak SAR value greater than 0.0012 mW/g

Zoom scan setting: Maximum number of cubes to measure is 2

Phantom section: Flat Section

DASY4 Configuration:

- Probe: EX3DV4 - SN3506; ConvF(4.57, 4.57, 4.57); Calibrated: 2004/03/19
- Sensor-Surface: 4mm (Mechanical Surface Detection)
  
- Electronics: DAE3 Sn510; Calibrated: 2004/8/17
- Phantom: SAM 12; Type: SAM V4.0; Serial: TP-1202
- Measurement SW: DASY4, V4.4 Build 3; Postprocessing SW: SEMCAD, V1.8 Build 130

**Middle Channel-5240/Area Scan (7x10x1):** Measurement grid: dx=10mm, dy=10mm

Maximum value of SAR (measured) = 0.284 mW/g

**Middle Channel-5240/Zoom Scan (8x8x8)/Cube 0:** Measurement grid:

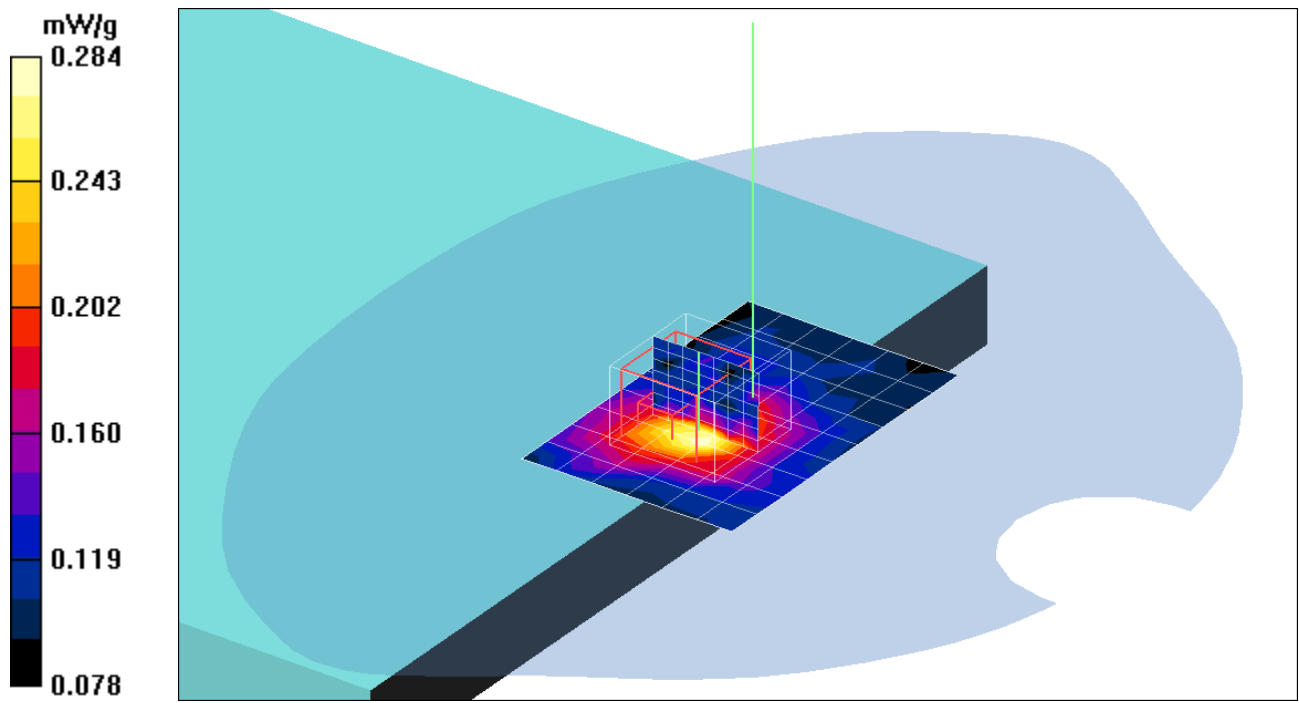
dx=4.3mm, dy=4.3mm, dz=3mm

Reference Value = 6.41 V/m

Peak SAR (extrapolated) = 0.617 W/kg

**SAR(1 g) = 0.208 mW/g; SAR(10 g) = 0.131 mW/g**

Maximum value of SAR (measured) = 0.277 mW/g





Test Laboratory: Advance Data Technology

### WMIA-123AG47-Mode 10 Bottom 11A(Antenna\_left-A)-1

**DUT: Table PC; Type: WMIA-123AG47; Serial: N/A**

Communication System: 802.11A; Frequency: 5210 MHz; Duty Cycle: 1:1

Medium parameters used:  $f = 5210 \text{ MHz}$ ;  $\sigma = 5.38 \text{ mho/m}$ ;  $\epsilon_r = 47.3$ ;  $\rho = 1000 \text{ kg/m}^3$

Air Temperature: 25.3 deg C; Liquid Temperature: 24.3 deg C

Area scan setting: Find secondary maxima within 2 dB, and with a peak SAR value greater than 0.0012 mW/g

Zoom scan setting: Maximum number of cubes to measure is 2

Phantom section: Flat Section

DASY4 Configuration:

- Probe: EX3DV3 - SN3506 ; ConvF(4.57, 4.57, 4.57) ; Calibrated: 2004/3/19
- Sensor-Surface: 2.5mm (Mechanical Surface Detection)
- Electronics: DAE3 Sn510 ; Calibrated: 2004/8/17
- Phantom: SAM 12; Type: SAM V4.0; Serial: TP-1202
- Measurement SW: DASY4, V4.4 Build 3; Postprocessing SW: SEMCAD, V1.8 Build 130

**Middle Channel-5210 TURBO/Area Scan (9x15x1):** Measurement grid: dx=10mm, dy=10mm

Maximum value of SAR (measured) = 0.429 mW/g

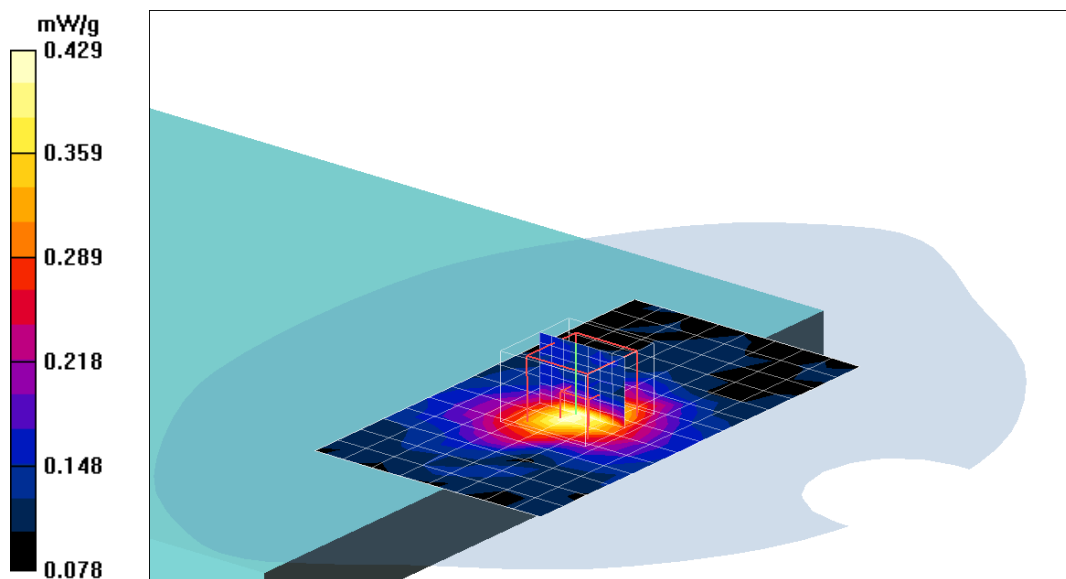
**Middle Channel-5210 TURBO/Zoom Scan (8x8x8)/Cube 0:** Measurement grid: dx=4.3mm, dy=4.3mm, dz=3mm

Reference Value = 7.75 V/m

Peak SAR (extrapolated) = 1.04 W/kg

**SAR(1 g) = 0.337 mW/g; SAR(10 g) = 0.216 mW/g**

Maximum value of SAR (measured) = 0.456 mW/g



Test Laboratory: Advance Data Technology

### WMIA-123AG47-Mode 10 Bottom 11A(Antenna\_left-A)-1

**DUT: Table PC; Type: WMIA-123AG47; Serial: N/A**

Communication System: 802.11A; Frequency: 5250 MHz; Duty Cycle: 1:1

Medium parameters used:  $f = 5250$  MHz;  $\sigma = 5.43$  mho/m;  $\epsilon_r = 47.2$ ;  $\rho = 1000$  kg/m<sup>3</sup>

Air Temperature: 25.3 deg C; Liquid Temperature: 24.3 deg C

Area scan setting: Find secondary maxima within 2 dB, and with a peak SAR value greater than 0.0012 mW/g

Zoom scan setting: Maximum number of cubes to measure is 2

Phantom section: Flat Section

DASY4 Configuration:

- Probe: EX3DV3 - SN3506 ; ConvF(4.57, 4.57, 4.57) ; Calibrated: 2004/3/19
- Sensor-Surface: 2.5mm (Mechanical Surface Detection)
- Electronics: DAE3 Sn510 ; Calibrated: 2004/8/17
- Phantom: SAM 12; Type: SAM V4.0; Serial: TP-1202
- Measurement SW: DASY4, V4.4 Build 3; Postprocessing SW: SEMCAD, V1.8 Build 130

**Middle Channel-5250 TURBO/Area Scan (9x12x1):** Measurement grid: dx=10mm, dy=10mm

Maximum value of SAR (measured) = 0.453 mW/g

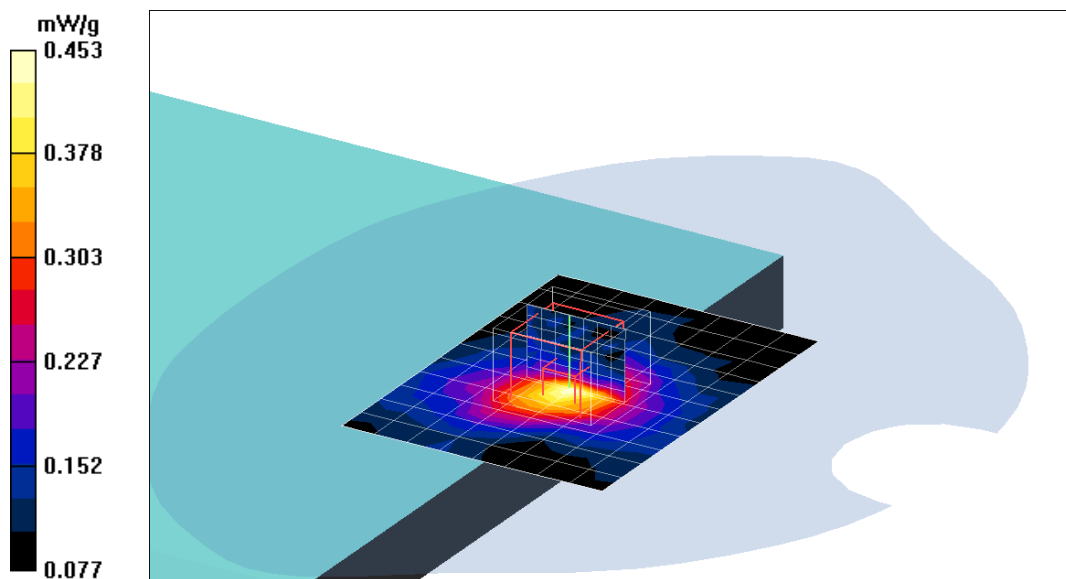
**Middle Channel-5250 TURBO/Zoom Scan (8x8x8)/Cube 0:** Measurement grid: dx=4.3mm, dy=4.3mm, dz=3mm

Reference Value = 7.9 V/m

Peak SAR (extrapolated) = 0.811 W/kg

**SAR(1 g) = 0.311 mW/g; SAR(10 g) = 0.195 mW/g**

Maximum value of SAR (measured) = 0.421 mW/g



Test Laboratory: Advance Data Technology

### WMIA-123AG47-Mode 10 Bottom 11A(Antenna\_left-A)-1

**DUT: Table PC; Type: WMIA-123AG47; Serial: N/A**

Communication System: 802.11A; Frequency: 5290 MHz; Duty Cycle: 1:1

Medium parameters used:  $f = 5290$  MHz;  $\sigma = 5.43$  mho/m;  $\epsilon_r = 47.2$ ;  $\rho = 1000$  kg/m<sup>3</sup>

Air Temperature: 25.3 deg C; Liquid Temperature: 24.3 deg C

Area scan setting: Find secondary maxima within 2 dB, and with a peak SAR value greater than 0.0012 mW/g

Zoom scan setting: Maximum number of cubes to measure is 2

Phantom section: Flat Section

DASY4 Configuration:

- Probe: EX3DV3 - SN3506 ; ConvF(4.57, 4.57, 4.57) ; Calibrated: 2004/3/19
- Sensor-Surface: 2.5mm (Mechanical Surface Detection)
- Electronics: DAE3 Sn510 ; Calibrated: 2004/8/17
- Phantom: SAM 12; Type: SAM V4.0; Serial: TP-1202
- Measurement SW: DASY4, V4.4 Build 3; Postprocessing SW: SEMCAD, V1.8 Build 130

**Middle Channel-5290 TURBO/Area Scan (9x12x1):** Measurement grid: dx=10mm, dy=10mm

Maximum value of SAR (measured) = 0.481 mW/g

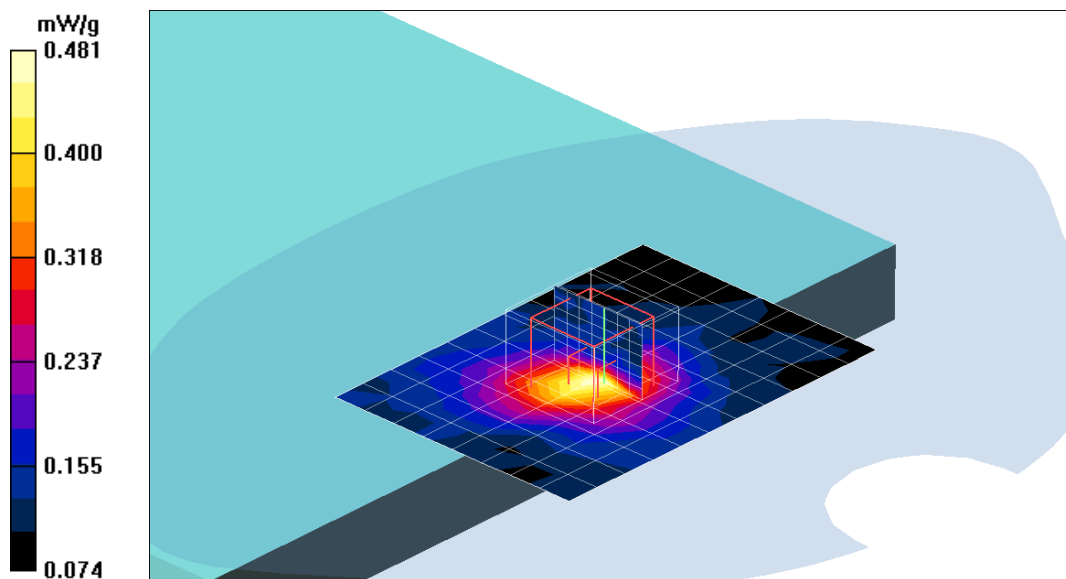
**Middle Channel-5290 TURBO/Zoom Scan (8x8x8)/Cube 0:** Measurement grid: dx=4.3mm, dy=4.3mm, dz=3mm

Reference Value = 7.83 V/m

Peak SAR (extrapolated) = 0.803 W/kg

**SAR(1 g) = 0.346 mW/g; SAR(10 g) = 0.212 mW/g**

Maximum value of SAR (measured) = 0.518 mW/g



Test Laboratory: Advance Data Technology

### WMIA-123AG47-Mode 10 Bottom 11A(Antenna\_left-A)-1

**DUT: Table PC; Type: WMIA-123AG47; Serial: N/A**

Communication System: 802.11A; Frequency: 5760 MHz; Duty Cycle: 1:1

Medium parameters used:  $f = 5760$  MHz;  $\sigma = 6.14$  mho/m;  $\epsilon_r = 46.2$ ;  $\rho = 1000$  kg/m<sup>3</sup>

Air Temperature: 25.3 deg C; Liquid Temperature: 24.3 deg C

Area scan setting: Find secondary maxima within 2 dB, and with a peak SAR value greater than 0.0012 mW/g

Zoom scan setting: Maximum number of cubes to measure is 2

Phantom section: Flat Section

DASY4 Configuration:

- Probe: EX3DV3 - SN3506 ; ConvF(4.19, 4.19, 4.19) ; Calibrated: 2004/3/19
- Sensor-Surface: 2.5mm (Mechanical Surface Detection)
- Electronics: DAE3 Sn510 ; Calibrated: 2004/8/17
- Phantom: SAM 12; Type: SAM V4.0; Serial: TP-1202
- Measurement SW: DASY4, V4.4 Build 3; Postprocessing SW: SEMCAD, V1.8 Build 130

**Middle Channel-5760 TURBO/Area Scan (9x12x1):** Measurement grid: dx=10mm, dy=10mm

Maximum value of SAR (measured) = 0.303 mW/g

**Middle Channel-5760 TURBO/Zoom Scan (8x8x8)/Cube 0:** Measurement grid: dx=4.3mm, dy=4.3mm, dz=3mm

Reference Value = 5.22 V/m

Peak SAR (extrapolated) = 0.557 W/kg

**SAR(1 g) = 0.280 mW/g; SAR(10 g) = 0.240 mW/g**

Maximum value of SAR (measured) = 0.354 mW/g

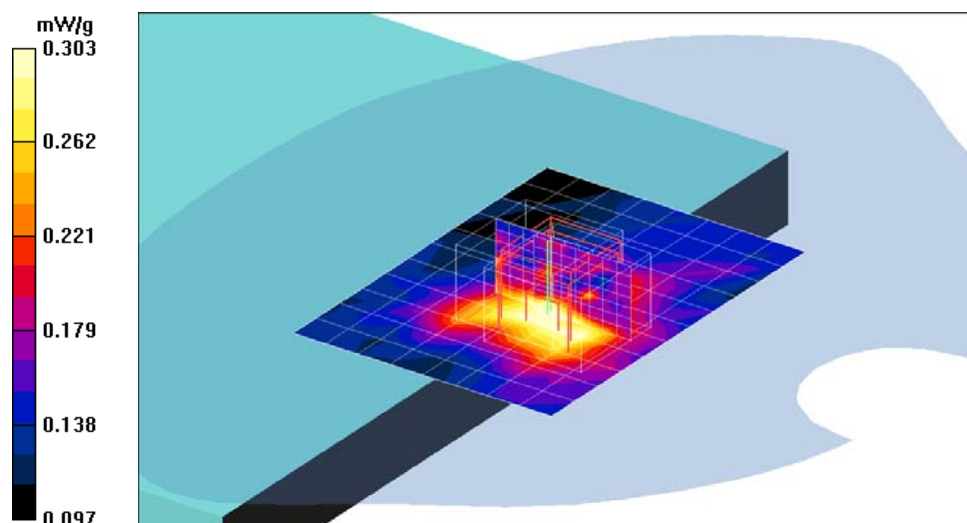
**Middle Channel-5760 TURBO/Zoom Scan (8x8x8)/Cube 1:** Measurement grid: dx=4.3mm, dy=4.3mm, dz=3mm

Reference Value = 5.22 V/m

Peak SAR (extrapolated) = 0.538 W/kg

**SAR(1 g) = 0.271 mW/g; SAR(10 g) = 0.209 mW/g**

Maximum value of SAR (measured) = 0.342 mW/g



Test Laboratory: Advance Data Technology

### WMIA-123AG47-Mode 10 Bottom 11A(Antenna\_left-A)-1

**DUT: Table PC; Type: WMIA-123AG47; Serial: N/A**

Communication System: 802.11A; Frequency: 5800 MHz; Duty Cycle: 1:1

Medium parameters used:  $f = 5800$  MHz;  $\sigma = 6.21$  mho/m;  $\epsilon_r = 46.2$ ;  $\rho = 1000$  kg/m<sup>3</sup>

Air Temperature: 25.3 deg C; Liquid Temperature: 24.3 deg C

Area scan setting: Find secondary maxima within 2 dB, and with a peak SAR value greater than 0.0012 mW/g

Zoom scan setting: Maximum number of cubes to measure is 2

Phantom section: Flat Section

DASY4 Configuration:

- Probe: EX3DV3 - SN3506 ; ConvF(4.19, 4.19, 4.19) ; Calibrated: 2004/3/19
- Sensor-Surface: 2.5mm (Mechanical Surface Detection)
- Electronics: DAE3 Sn510 ; Calibrated: 2004/8/17
- Phantom: SAM 12; Type: SAM V4.0; Serial: TP-1202
- Measurement SW: DASY4, V4.4 Build 3; Postprocessing SW: SEMCAD, V1.8 Build 130

**Middle Channel-5800 TURBO 2/Area Scan (14x13x1):** Measurement grid: dx=10mm, dy=10mm

Maximum value of SAR (measured) = 0.347 mW/g

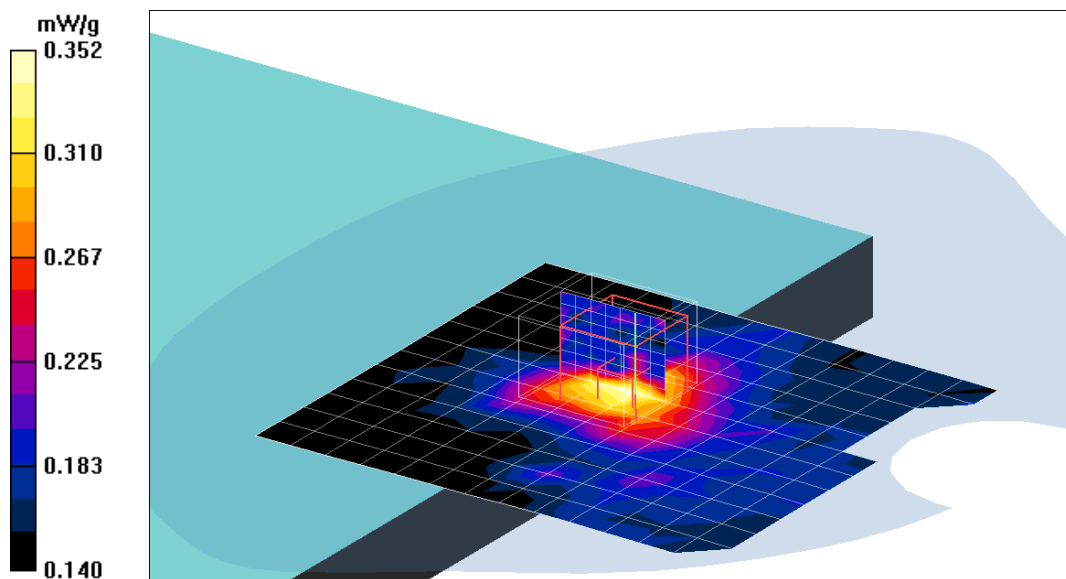
**Middle Channel-5800 TURBO 2/Zoom Scan (8x8x8)/Cube 0:** Measurement grid: dx=4.3mm, dy=4.3mm, dz=3mm

Reference Value = 5.85 V/m

Peak SAR (extrapolated) = 1.09 W/kg

**SAR(1 g) = 0.286 mW/g; SAR(10 g) = 0.221 mW/g**

Maximum value of SAR (measured) = 0.352 mW/g



Test Laboratory: Advance Data Technology

### WMIA-123AG47-Mode 11 Bottom 11A(Antenna\_right-B)-1

**DUT: Table PC; Type: WMIA-123AG47; Serial: N/A**

Communication System: 802.11A; Frequency: 5180 MHz; Duty Cycle: 1:1

Medium parameters used:  $f = 5180$  MHz;  $\sigma = 5.34$  mho/m;  $\epsilon_r = 47.4$ ;  $\rho = 1000$  kg/m<sup>3</sup>

Air Temperature: 25.3 deg C; Liquid Temperature: 24.3 deg C

Area scan setting: Find secondary maxima within 2 dB, and with a peak SAR value greater than 0.0012 mW/g

Temperature: 25.3 deg C; Liquid Temperature: 24.3 deg C

Phantom section: Flat Section

DASY4 Configuration:

- Probe: EX3DV3 - SN3506 ; ConvF(4.57, 4.57, 4.57) ; Calibrated: 2004/3/19
- Sensor-Surface: 2.5mm (Mechanical Surface Detection)
- Electronics: DAE3 Sn510 ; Calibrated: 2004/8/17
- Phantom: SAM 12; Type: SAM V4.0; Serial: TP-1202
- Measurement SW: DASY4, V4.4 Build 3; Postprocessing SW: SEMCAD, V1.8 Build 130

**Low Channel-5180/Area Scan (11x17x1):** Measurement grid: dx=10mm, dy=10mm

Maximum value of SAR (measured) = 0.354 mW/g

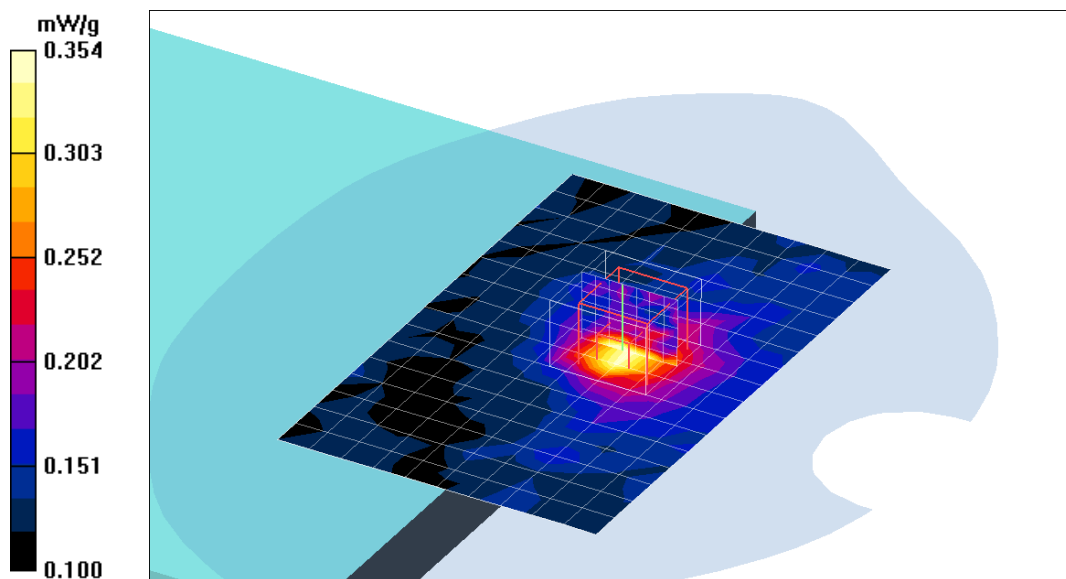
**Low Channel-5180/Zoom Scan (8x8x8)/Cube 0:** Measurement grid: dx=4.3mm, dy=4.3mm, dz=3mm

Reference Value = 7.46 V/m

Peak SAR (extrapolated) = 0.753 W/kg

**SAR(1 g) = 0.302 mW/g; SAR(10 g) = 0.211 mW/g**

Maximum value of SAR (measured) = 0.388 mW/g



Test Laboratory: Advance Data Technology

### WMIA-123AG47-Mode 11 Bottom 11A(Antenna\_right-B)-1

**DUT: Table PC; Type: WMIA-123AG47; Serial: N/A**

Communication System: 802.11A; Frequency: 5240 MHz;Duty Cycle: 1:1

Medium parameters used:  $f = 5240$  MHz;  $\sigma = 5.42$  mho/m;  $\epsilon_r = 47.3$ ;  $\rho = 1000$  kg/m<sup>3</sup>

Air Temperature:25.3 deg C;Liquid Temperature:24.3 deg C

Area scan setting: Find secondary maxima within 2 dB, and with a peak SAR value greater than 0.0012 mW/g

Temperature:25.3 deg C;Liquid Temperature:24.3 deg C

Phantom section: Flat Section

DASY4 Configuration:

- Probe: EX3DV3 - SN3506 ; ConvF(4.57, 4.57, 4.57) ; Calibrated: 2004/3/19
- Sensor-Surface: 2.5mm (Mechanical Surface Detection)
- Electronics: DAE3 Sn510 ; Calibrated: 2004/8/17
- Phantom: SAM 12; Type: SAM V4.0; Serial: TP-1202
- Measurement SW: DASY4, V4.4 Build 3; Postprocessing SW: SEMCAD, V1.8 Build 130

**Middle Channel-5240/Area Scan (10x13x1):** Measurement grid: dx=10mm, dy=10mm

Maximum value of SAR (measured) = 0.387 mW/g

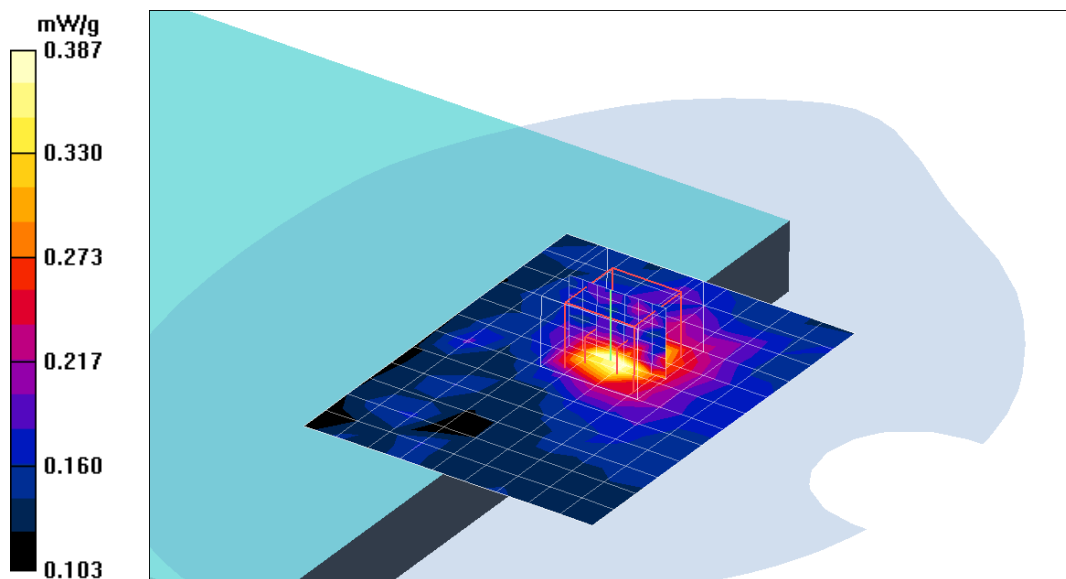
**Middle Channel-5240/Zoom Scan (8x8x8)/Cube 0:** Measurement grid: dx=4.3mm, dy=4.3mm, dz=3mm

Reference Value = 8.3 V/m

Peak SAR (extrapolated) = 0.826 W/kg

**SAR(1 g) = 0.333 mW/g; SAR(10 g) = 0.226 mW/g**

Maximum value of SAR (measured) = 0.456 mW/g



Test Laboratory: Advance Data Technology

### WMIA-123AG47-Mode 11 Bottom 11A(Antenna\_right-B)-1

**DUT: Table PC; Type: WMIA-123AG47; Serial: N/A**

Communication System: 802.11A; Frequency: 5260 MHz; Duty Cycle: 1:1

Medium parameters used:  $f = 5260$  MHz;  $\sigma = 5.42$  mho/m;  $\epsilon_r = 47.3$ ;  $\rho = 1000$  kg/m<sup>3</sup>

Air Temperature: 25.3 deg C; Liquid Temperature: 24.3 deg C

Area scan setting: Find secondary maxima within 2 dB, and with a peak SAR value greater than 0.0012 mW/g

Zoom scan setting: Maximum number of cubes to measure is 2

Phantom section: Flat Section

DASY4 Configuration:

- Probe: EX3DV3 - SN3506 ; ConvF(4.57, 4.57, 4.57) ; Calibrated: 2004/3/19
- Sensor-Surface: 4mm (Mechanical Surface Detection) Sensor-Surface: 2.5mm (Mechanical Surface Detection)
- Electronics: DAE3 Sn510 ; Calibrated: 2004/8/17
- Phantom: SAM 12; Type: SAM V4.0; Serial: TP-1202
- Measurement SW: DASY4, V4.4 Build 3; Postprocessing SW: SEMCAD, V1.8 Build 130

**Middle Channel-5260 2/Area Scan (12x14x1):** Measurement grid: dx=10mm, dy=10mm  
Maximum value of SAR (measured) = 0.291 mW/g

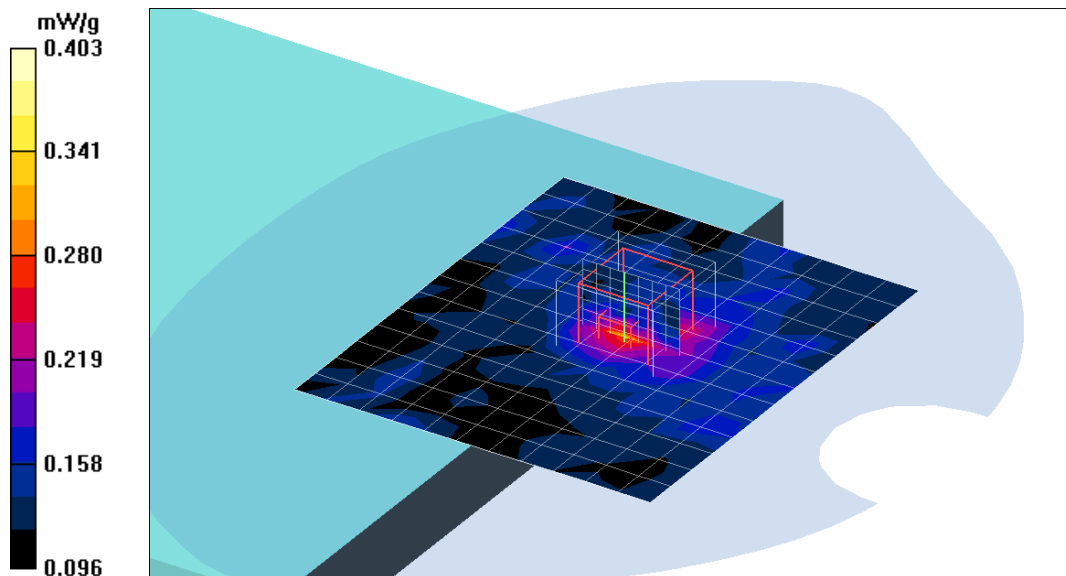
**Middle Channel-5260 2/Zoom Scan (8x8x8)/Cube 0:** Measurement grid: dx=4.3mm, dy=4.3mm, dz=3mm

Reference Value = 7.33 V/m

Peak SAR (extrapolated) = 0.892 W/kg

**SAR(1 g) = 0.301 mW/g; SAR(10 g) = 0.191 mW/g**

Maximum value of SAR (measured) = 0.403 mW/g





Test Laboratory: Advance Data Technology

### WMIA-123AG47-Mode 11 Bottom 11A(Antenna\_right-B)-1

**DUT: Table PC; Type: WMIA-123AG47; Serial: N/A**

Communication System: 802.11A; Frequency: 5240 MHz; Duty Cycle: 1:1

Medium parameters used:  $f = 5240$  MHz;  $\sigma = 5.42$  mho/m;  $\epsilon_r = 47.3$ ;  $\rho = 1000$  kg/m<sup>3</sup>

Air Temperature: 25.3 deg C; Liquid Temperature: 24.3 deg C

Area scan setting: Find secondary maxima within 2 dB, and with a peak SAR value greater than 0.0012 mW/g

Zoom scan setting: Maximum number of cubes to measure is 2

Phantom section: Flat Section

DASY4 Configuration:

- Probe: EX3DV3 - SN3506 ; ConvF(4.57, 4.57, 4.57) ; Calibrated: 2004/3/19
- Sensor-Surface: 4mm (Mechanical Surface Detection)
- Electronics: DAE3 Sn510 ; Calibrated: 2004/8/17
- Phantom: SAM 12; Type: SAM V4.0; Serial: TP-1202
- Measurement SW: DASY4, V4.4 Build 3; Postprocessing SW: SEMCAD, V1.8 Build 130

**Middle Channel-5320/Area Scan (14x17x1):** Measurement grid: dx=10mm, dy=10mm

Maximum value of SAR (measured) = 0.341 mW/g

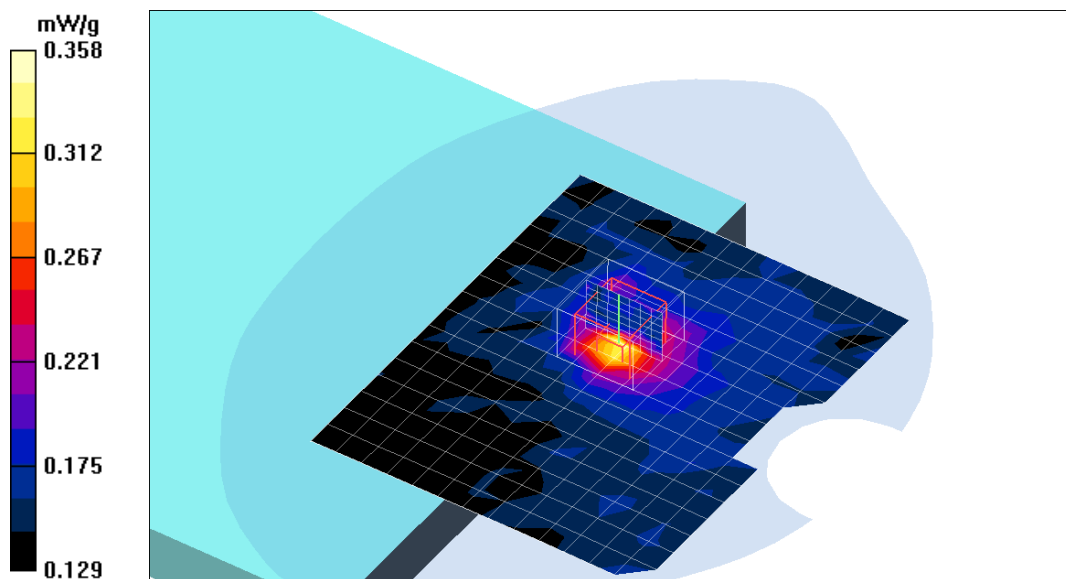
**Middle Channel-5320/Zoom Scan (8x8x8)/Cube 0:** Measurement grid: dx=4.3mm, dy=4.3mm, dz=3mm

Reference Value = 7.01 V/m

Peak SAR (extrapolated) = 0.774 W/kg

**SAR(1 g) = 0.263 mW/g; SAR(10 g) = 0.171 mW/g**

Maximum value of SAR (measured) = 0.358 mW/g



Test Laboratory: Advance Data Technology

### WMIA-123AG47-Mode 11 Bottom 11A(Antenna\_right-B)-1

**DUT: Table PC; Type: WMIA-123AG47; Serial: N/A**

Communication System: 802.11A; Frequency: 5745 MHz; Duty Cycle: 1:1

Medium parameters used:  $f = 5745$  MHz;  $\sigma = 6.12$  mho/m;  $\epsilon_r = 46.3$ ;  $\rho = 1000$  kg/m<sup>3</sup>

Air Temperature: 25.3 deg C; Liquid Temperature: 24.3 deg C

Area scan setting: Find secondary maxima within 2 dB, and with a peak SAR value greater than 0.0012 mW/g

Zoom scan setting: Maximum number of cubes to measure is 2

Phantom section: Flat Section

DASY4 Configuration:

- Probe: EX3DV3 - SN3506 ; ConvF(4.19, 4.19, 4.19) ; Calibrated: 2004/3/19
- Sensor-Surface: 4mm (Mechanical Surface Detection)
- Electronics: DAE3 Sn510 ; Calibrated: 2004/8/17
- Phantom: SAM 12; Type: SAM V4.0; Serial: TP-1202
- Measurement SW: DASY4, V4.4 Build 3; Postprocessing SW: SEMCAD, V1.8 Build 130

**Middle Channel-5745 2/Area Scan (12x14x1):** Measurement grid: dx=10mm, dy=10mm

Maximum value of SAR (measured) = 0.287 mW/g

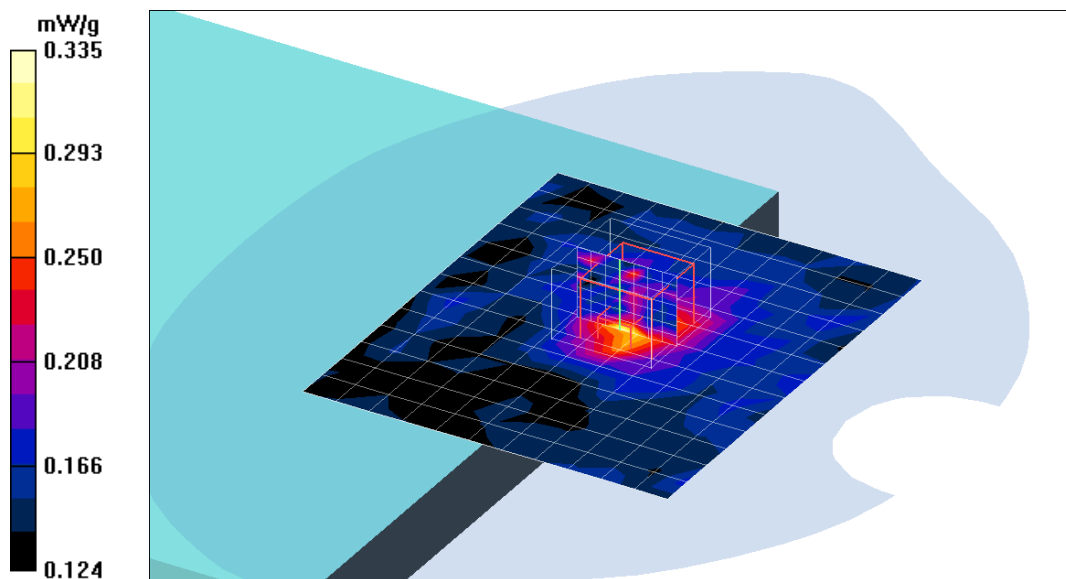
**Middle Channel-5745 2/Zoom Scan (8x8x8)/Cube 0:** Measurement grid: dx=4.3mm, dy=4.3mm, dz=3mm

Reference Value = 7.68 V/m

Peak SAR (extrapolated) = 0.454 W/kg

**SAR(1 g) = 0.265 mW/g; SAR(10 g) = 0.223 mW/g**

Maximum value of SAR (measured) = 0.335 mW/g



Test Laboratory: Advance Data Technology

### WMIA-123AG47-Mode 11 Bottom 11A(Antenna\_right-B)-1

**DUT: Table PC; Type: WMIA-123AG47; Serial: N/A**

Communication System: 802.11A; Frequency: 5785 MHz; Duty Cycle: 1:1

Medium parameters used:  $f = 5785$  MHz;  $\sigma = 6.2$  mho/m;  $\epsilon_r = 46.2$ ;  $\rho = 1000$  kg/m<sup>3</sup>

Air Temperature: 25.3 deg C; Liquid Temperature: 24.3 deg C

Area scan setting: Find secondary maxima within 2 dB, and with a peak SAR value greater than 0.0012 mW/g

Zoom scan setting: Maximum number of cubes to measure is 2

Phantom section: Flat Section

DASY4 Configuration:

- Probe: EX3DV3 - SN3506 ; ConvF(4.19, 4.19, 4.19) ; Calibrated: 2004/3/19
- Sensor-Surface: 4mm (Mechanical Surface Detection)
- Electronics: DAE3 Sn510 ; Calibrated: 2004/8/17
- Phantom: SAM 12; Type: SAM V4.0; Serial: TP-1202
- Measurement SW: DASY4, V4.4 Build 3; Postprocessing SW: SEMCAD, V1.8 Build 130

**Middle Channel-5785/Area Scan (12x14x1):** Measurement grid: dx=10mm, dy=10mm

Maximum value of SAR (measured) = 0.317 mW/g

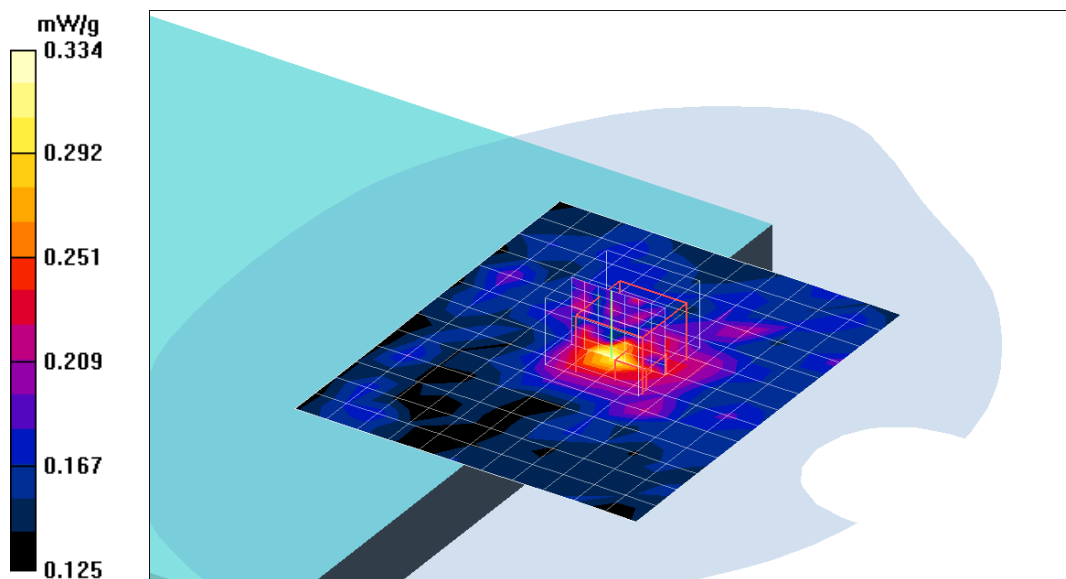
**Middle Channel-5785/Zoom Scan (8x8x8)/Cube 0:** Measurement grid: dx=4.3mm, dy=4.3mm, dz=3mm

Reference Value = 6.96 V/m

Peak SAR (extrapolated) = 0.453 W/kg

**SAR(1 g) = 0.269 mW/g; SAR(10 g) = 0.223 mW/g**

Maximum value of SAR (measured) = 0.334 mW/g



Test Laboratory: Advance Data Technology

### WMIA-123AG47-Mode 11 Bottom 11A(Antenna\_right-B)-1

**DUT: Table PC; Type: WMIA-123AG47; Serial: N/A**

Communication System: 802.11A; Frequency: 5825 MHz; Duty Cycle: 1:1

Medium parameters used:  $f = 5825 \text{ MHz}$ ;  $\sigma = 6.24 \text{ mho/m}$ ;  $\epsilon_r = 46.1$ ;  $\rho = 1000 \text{ kg/m}^3$

Air Temperature: 25.3 deg C; Liquid Temperature: 24.3 deg C

Area scan setting: Find secondary maxima within 2 dB, and with a peak SAR value greater than 0.0012 mW/g

Zoom scan setting: Maximum number of cubes to measure is 2

Phantom section: Flat Section

DASY4 Configuration:

- Probe: EX3DV3 - SN3506 ; ConvF(4.19, 4.19, 4.19) ; Calibrated: 2004/3/19
- Sensor-Surface: 4mm (Mechanical Surface Detection)
- Electronics: DAE3 Sn510 ; Calibrated: 2004/8/17
- Phantom: SAM 12; Type: SAM V4.0; Serial: TP-1202
- Measurement SW: DASY4, V4.4 Build 3; Postprocessing SW: SEMCAD, V1.8 Build 130

**Middle Channel-5825/Area Scan (14x14x1):** Measurement grid: dx=10mm, dy=10mm

Maximum value of SAR (measured) = 0.256 mW/g

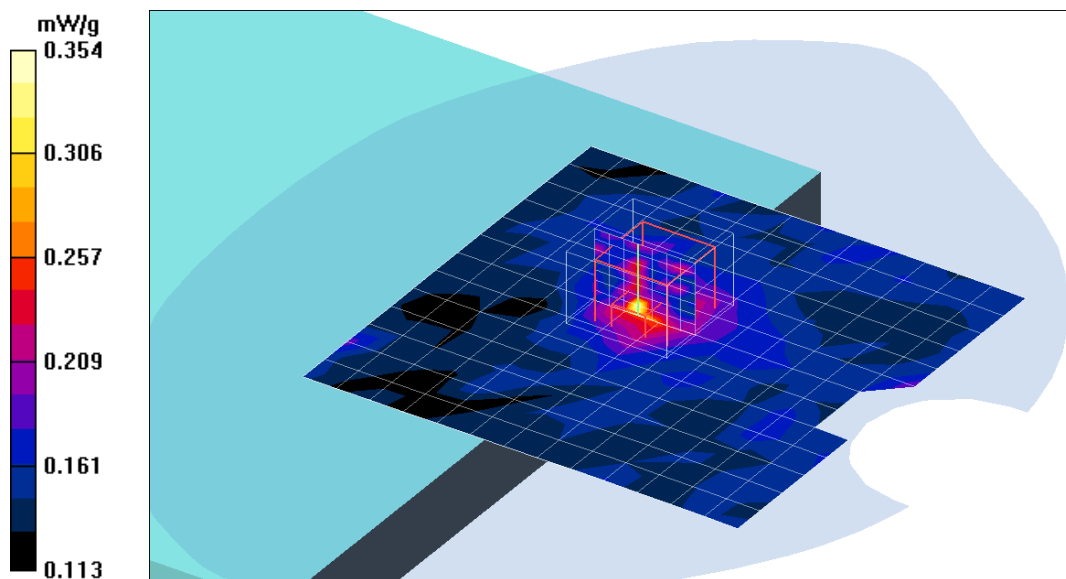
**Middle Channel-5825/Zoom Scan (8x8x8)/Cube 0:** Measurement grid: dx=4.3mm, dy=4.3mm, dz=3mm

Reference Value = 6.46 V/m

Peak SAR (extrapolated) = 1.14 W/kg

**SAR(1 g) = 0.275 mW/g; SAR(10 g) = 0.200 mW/g**

Maximum value of SAR (measured) = 0.354 mW/g



Test Laboratory: Advance Data Technology

### WMIA-123AG47-Mode 12 Bottom 11A(Antenna\_right-B)-1

**DUT: Table PC; Type: WMIA-123AG47; Serial: N/A**

Communication System: 802.11A; Frequency: 5210 MHz; Duty Cycle: 1:1

Medium parameters used:  $f = 5210 \text{ MHz}$ ;  $\sigma = 5.38 \text{ mho/m}$ ;  $\epsilon_r = 47.3$ ;  $\rho = 1000 \text{ kg/m}^3$

Air Temperature: 25.3 deg C; Liquid Temperature: 24.3 deg C

Area scan setting: Find secondary maxima within 2 dB, and with a peak SAR value greater than 0.0012 mW/g

Zoom scan setting: Maximum number of cubes to measure is 2

Phantom section: Flat Section

DASY4 Configuration:

- Probe: EX3DV3 - SN3506 ; ConvF(4.57, 4.57, 4.57) ; Calibrated: 2004/3/19
- Sensor-Surface: 4mm (Mechanical Surface Detection)
- Electronics: DAE3 Sn510 ; Calibrated: 2004/8/17
- Phantom: SAM 12; Type: SAM V4.0; Serial: TP-1202
- Measurement SW: DASY4, V4.4 Build 3; Postprocessing SW: SEMCAD, V1.8 Build 130

**Middle Channel-5210 TURBO/Area Scan (12x14x1):** Measurement grid: dx=10mm, dy=10mm

Maximum value of SAR (measured) = 0.258 mW/g

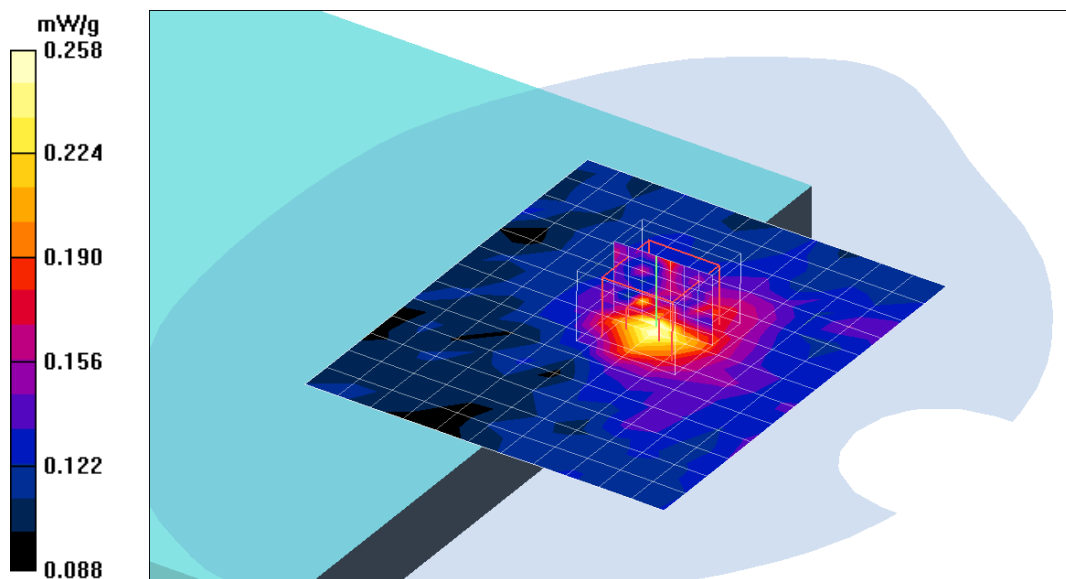
**Middle Channel-5210 TURBO/Zoom Scan (8x8x8)/Cube 0:** Measurement grid: dx=4.3mm, dy=4.3mm, dz=3mm

Reference Value = 6.02 V/m

Peak SAR (extrapolated) = 13.2 W/kg

**SAR(1 g) = 0.343 mW/g; SAR(10 g) = 0.186 mW/g**

Maximum value of SAR (measured) = 0.291 mW/g



Test Laboratory: Advance Data Technology

### WMIA-123AG47-Mode 12 Bottom 11A(Antenna\_right-B)-1

**DUT: Table PC; Type: WMIA-123AG47; Serial: N/A**

Communication System: 802.11A; Frequency: 5250 MHz; Duty Cycle: 1:1

Medium parameters used:  $f = 5250$  MHz;  $\sigma = 5.43$  mho/m;  $\epsilon_r = 47.2$ ;  $\rho = 1000$  kg/m<sup>3</sup>

Air Temperature: 25.3 deg C; Liquid Temperature: 24.3 deg C

Area scan setting: Find secondary maxima within 2 dB, and with a peak SAR value greater than 0.0012 mW/g

Zoom scan setting: Maximum number of cubes to measure is 2

Phantom section: Flat Section

DASY4 Configuration:

- Probe: EX3DV3 - SN3506 ; ConvF(4.57, 4.57, 4.57) ; Calibrated: 2004/3/19
- Sensor-Surface: 4mm (Mechanical Surface Detection)
- Electronics: DAE3 Sn510 ; Calibrated: 2004/8/17
- Phantom: SAM 12; Type: SAM V4.0; Serial: TP-1202
- Measurement SW: DASY4, V4.4 Build 3; Postprocessing SW: SEMCAD, V1.8 Build 130

**Middle Channel-5250 TURBO/Area Scan (12x14x1):** Measurement grid: dx=10mm, dy=10mm

Maximum value of SAR (measured) = 0.278 mW/g

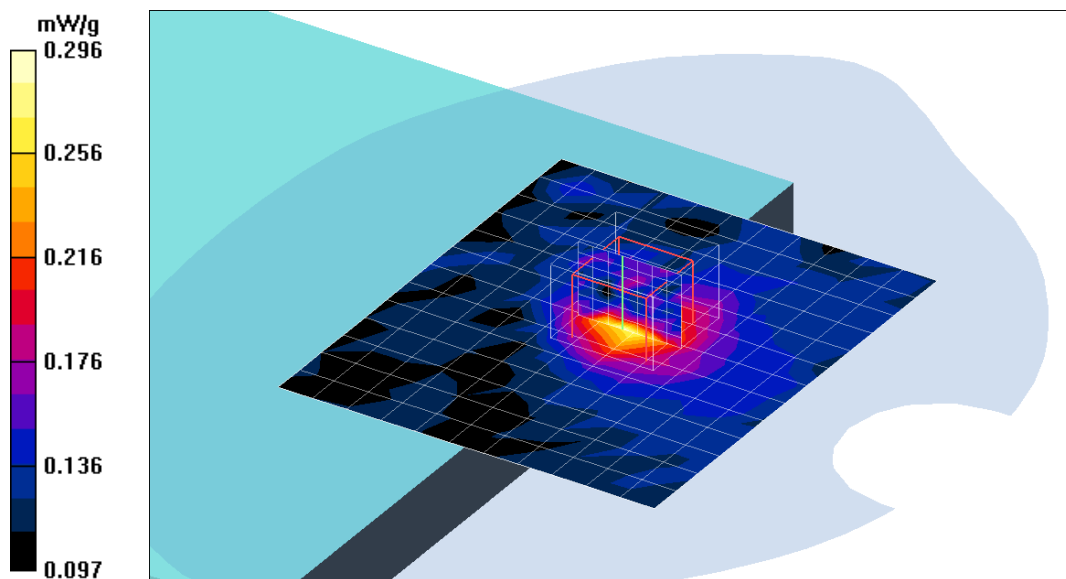
**Middle Channel-5250 TURBO/Zoom Scan (8x8x8)/Cube 0:** Measurement grid: dx=4.3mm, dy=4.3mm, dz=3mm

Reference Value = 6.63 V/m

Peak SAR (extrapolated) = 4.05 W/kg

**SAR(1 g) = 0.293 mW/g; SAR(10 g) = 0.192 mW/g**

Maximum value of SAR (measured) = 0.296 mW/g



Test Laboratory: Advance Data Technology

### WMIA-123AG47-Mode 12 Bottom 11A(Antenna\_right-B)-1

**DUT: Table PC; Type: WMIA-123AG47; Serial: N/A**

Communication System: 802.11A; Frequency: 5290 MHz; Duty Cycle: 1:1

Medium parameters used:  $f = 5290$  MHz;  $\sigma = 5.43$  mho/m;  $\epsilon_r = 47.2$ ;  $\rho = 1000$  kg/m<sup>3</sup>

Air Temperature: 25.3 deg C; Liquid Temperature: 24.3 deg C

Area scan setting: Find secondary maxima within 2 dB, and with a peak SAR value greater than 0.0012 mW/g

Zoom scan setting: Maximum number of cubes to measure is 2

Phantom section: Flat Section

DASY4 Configuration:

- Probe: EX3DV3 - SN3506 ; ConvF(4.57, 4.57, 4.57) ; Calibrated: 2004/3/19
- Sensor-Surface: 4mm (Mechanical Surface Detection)
- Electronics: DAE3 Sn510 ; Calibrated: 2004/8/17
- Phantom: SAM 12; Type: SAM V4.0; Serial: TP-1202
- Measurement SW: DASY4, V4.4 Build 3; Postprocessing SW: SEMCAD, V1.8 Build 130

**Middle Channel-5290 TURBO/Area Scan (12x14x1):** Measurement grid: dx=10mm, dy=10mm

Maximum value of SAR (measured) = 0.277 mW/g

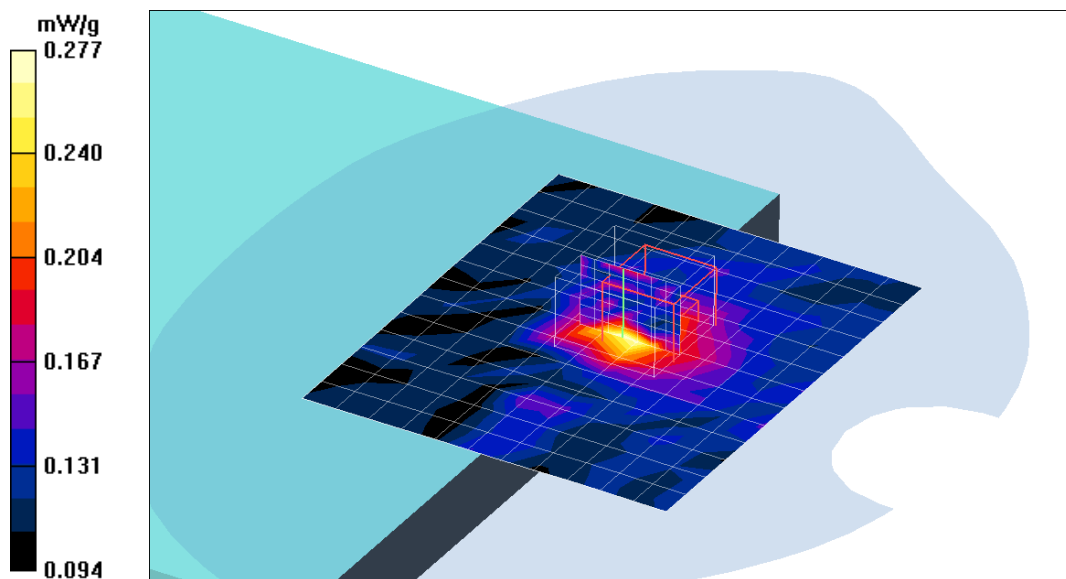
**Middle Channel-5290 TURBO/Zoom Scan (8x8x8)/Cube 0:** Measurement grid: dx=4.3mm, dy=4.3mm, dz=3mm

Reference Value = 6.56 V/m

Peak SAR (extrapolated) = 0.448 W/kg

**SAR(1 g) = 0.193 mW/g; SAR(10 g) = 0.118 mW/g**

Maximum value of SAR (measured) = 0.289 mW/g



Test Laboratory: Advance Data Technology

### WMIA-123AG47-Mode 12 Bottom 11A(Antenna\_right-B)-1

**DUT: Table PC; Type: WMIA-123AG47; Serial: N/A**

Communication System: 802.11A; Frequency: 5760 MHz; Duty Cycle: 1:1

Medium parameters used:  $f = 5760$  MHz;  $\sigma = 6.14$  mho/m;  $\epsilon_r = 46.2$ ;  $\rho = 1000$  kg/m<sup>3</sup>

Air Temperature: 25.3 deg C; Liquid Temperature: 24.3 deg C

Area scan setting: Find secondary maxima within 2 dB, and with a peak SAR value greater than 0.0012 mW/g

Zoom scan setting: Maximum number of cubes to measure is 2

Phantom section: Flat Section

DASY4 Configuration:

- Probe: EX3DV3 - SN3506 ; ConvF(4.19, 4.19, 4.19) ; Calibrated: 2004/3/19
- Sensor-Surface: 4mm (Mechanical Surface Detection)
- Electronics: DAE3 Sn510 ; Calibrated: 2004/8/17
- Phantom: SAM 12; Type: SAM V4.0; Serial: TP-1202
- Measurement SW: DASY4, V4.4 Build 3; Postprocessing SW: SEMCAD, V1.8 Build 130

**Middle Channel-5760 TURBO/Area Scan (12x14x1):** Measurement grid: dx=10mm, dy=10mm

Maximum value of SAR (measured) = 0.308 mW/g

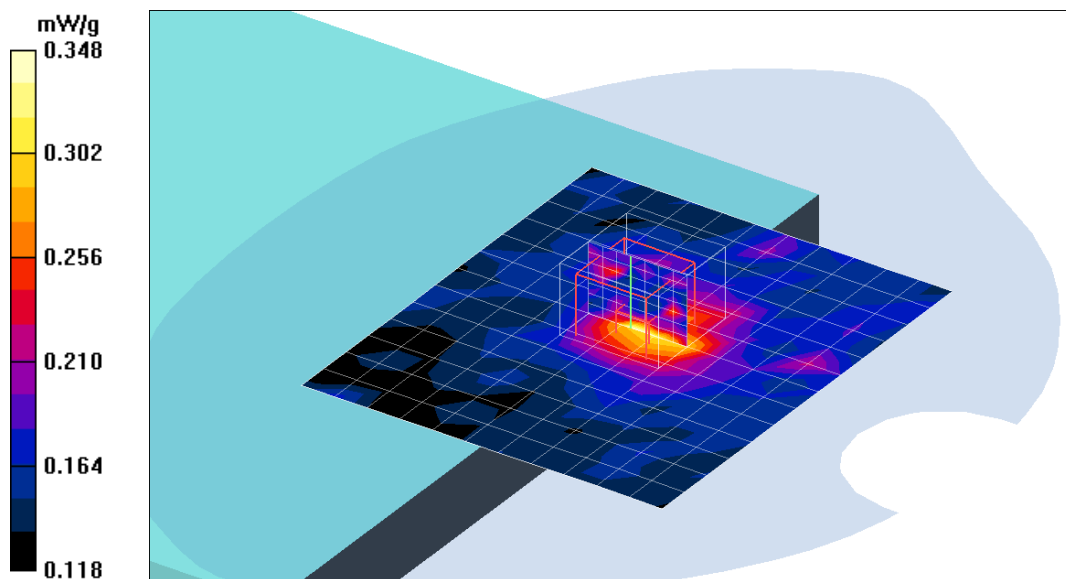
**Middle Channel-5760 TURBO/Zoom Scan (8x8x8)/Cube 0:** Measurement grid: dx=4.3mm, dy=4.3mm, dz=3mm

Reference Value = 7.24 V/m

Peak SAR (extrapolated) = 0.547 W/kg

**SAR(1 g) = 0.275 mW/g; SAR(10 g) = 0.220 mW/g**

Maximum value of SAR (measured) = 0.348 mW/g





Test Laboratory: Advance Data Technology

### WMIA-123AG47-Mode 12 Bottom 11A(Antenna\_right-B)-1

**DUT: Table PC; Type: WMIA-123AG47; Serial: N/A**

Communication System: 802.11A; Frequency: 5800 MHz; Duty Cycle: 1:1

Medium parameters used:  $f = 5800$  MHz;  $\sigma = 6.21$  mho/m;  $\epsilon_r = 46.2$ ;  $\rho = 1000$  kg/m<sup>3</sup>

Air Temperature: 25.3 deg C; Liquid Temperature: 24.3 deg C

Area scan setting: Find secondary maxima within 2 dB, and with a peak SAR value greater than 0.0012 mW/g

Zoom scan setting: Maximum number of cubes to measure is 2

Phantom section: Flat Section

DASY4 Configuration:

- Probe: EX3DV3 - SN3506 ; ConvF(4.19, 4.19, 4.19) ; Calibrated: 2004/3/19
- Sensor-Surface: 4mm (Mechanical Surface Detection)
- Electronics: DAE3 Sn510 ; Calibrated: 2004/8/17
- Phantom: SAM 12; Type: SAM V4.0; Serial: TP-1202
- Measurement SW: DASY4, V4.4 Build 3; Postprocessing SW: SEMCAD, V1.8 Build 130

**Middle Channel-5800 TURBO/Area Scan (12x14x1):** Measurement grid: dx=10mm, dy=10mm

Maximum value of SAR (measured) = 0.313 mW/g

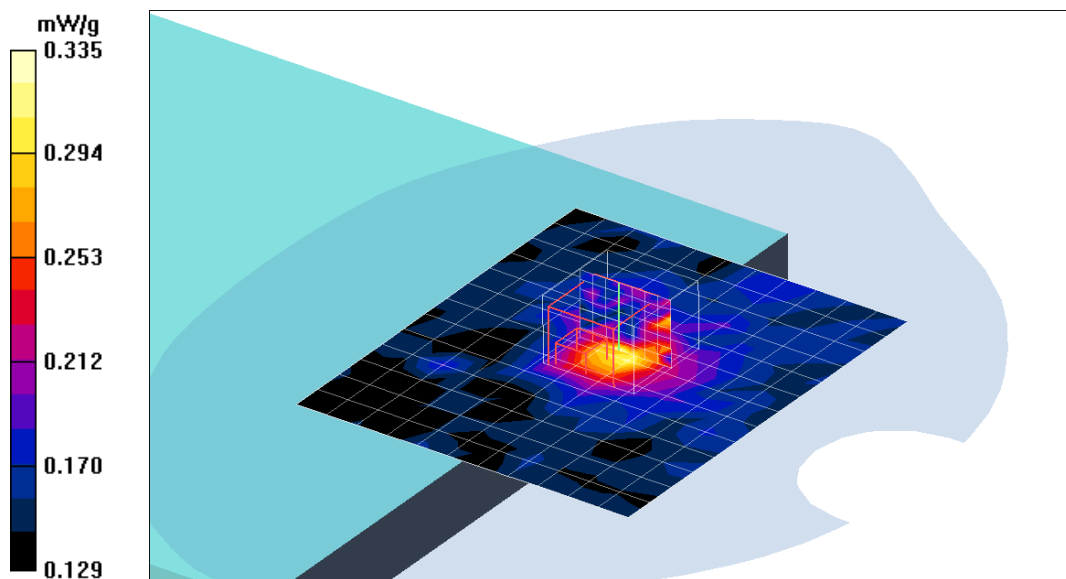
**Middle Channel-5800 TURBO/Zoom Scan (8x8x8)/Cube 0:** Measurement grid: dx=4.3mm, dy=4.3mm, dz=3mm

Reference Value = 6.89 V/m

Peak SAR (extrapolated) = 0.767 W/kg

**SAR(1 g) = 0.265 mW/g; SAR(10 g) = 0.204 mW/g**

Maximum value of SAR (measured) = 0.335 mW/g



Test Laboratory: Advance Data Technology

### WMIA-123AG47-Mode 13 Tip 15mm 11A(Antenna\_left-A)-1

**DUT: Table PC; Type: WMIA-123AG47; Serial: N/A**

Communication System: 802.11A; Frequency: 5180 MHz; Duty Cycle: 1:1

Medium parameters used:  $f = 5180 \text{ MHz}$ ;  $\sigma = 5.34 \text{ mho/m}$ ;  $\epsilon_r = 47.4$ ;  $\rho = 1000 \text{ kg/m}^3$

Air Temperature: 25.3 deg C; Liquid Temperature: 24.3 deg C

Area scan setting: Find secondary maxima within 2 dB, and with a peak SAR value greater than 0.0012 mW/g

Zoom scan setting: Maximum number of cubes to measure is 2

Phantom section: Flat Section

DASY4 Configuration:

- Probe: EX3DV3 - SN3506 ; ConvF(4.57, 4.57, 4.57) ; Calibrated: 2004/3/19
- Sensor-Surface: 4mm (Mechanical Surface Detection)
- Electronics: DAE3 Sn510 ; Calibrated: 2004/8/17
- Phantom: SAM 12; Type: SAM V4.0; Serial: TP-1202
- Measurement SW: DASY4, V4.4 Build 3; Postprocessing SW: SEMCAD, V1.8 Build 130

**Low Channel-5180/Area Scan (11x14x1):** Measurement grid:  $dx=10\text{mm}$ ,  $dy=10\text{mm}$

Maximum value of SAR (measured) = 0.197 mW/g

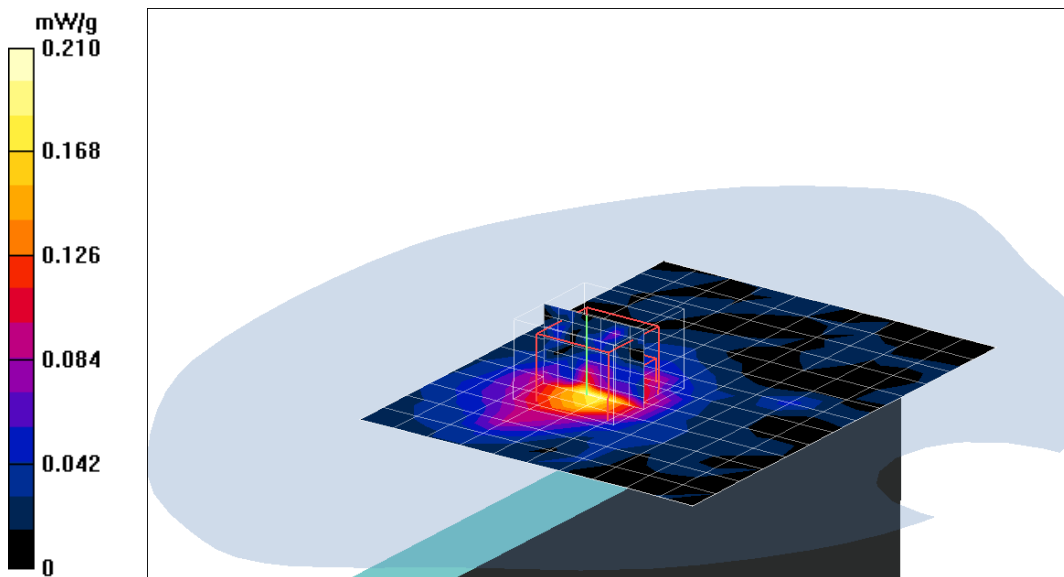
**Low Channel-5180/Zoom Scan (8x8x8)/Cube 0:** Measurement grid:  $dx=4.3\text{mm}$ ,  $dy=4.3\text{mm}$ ,  $dz=3\text{mm}$

Reference Value = 4.26 V/m

Peak SAR (extrapolated) = 0.375 W/kg

**SAR(1 g) = 0.157 mW/g; SAR(10 g) = 0.104 mW/g**

Maximum value of SAR (measured) = 0.210 mW/g



Test Laboratory: Advance Data Technology

### WMIA-123AG47-Mode 13 Tip 15mm 11A(Antenna\_left-A)-1

**DUT: Table PC; Type: WMIA-123AG47; Serial: N/A**

Communication System: 802.11A; Frequency: 5240 MHz; Duty Cycle: 1:1

Medium parameters used:  $f = 5240$  MHz;  $\sigma = 5.42$  mho/m;  $\epsilon_r = 47.3$ ;  $\rho = 1000$  kg/m<sup>3</sup>

Air Temperature: 25.3 deg C; Liquid Temperature: 24.3 deg C

Area scan setting: Find secondary maxima within 2 dB, and with a peak SAR value greater than 0.0012 mW/g

Zoom scan setting: Maximum number of cubes to measure is 2

Phantom section: Flat Section

DASY4 Configuration:

- Probe: EX3DV3 - SN3506 ; ConvF(4.57, 4.57, 4.57) ; Calibrated: 2004/3/19
- Sensor-Surface: 4mm (Mechanical Surface Detection)
- Electronics: DDAE3 Sn510 ; Calibrated: 2004/8/17
- Phantom: SAM 12; Type: SAM V4.0; Serial: TP-1202
- Measurement SW: DASY4, V4.4 Build 3; Postprocessing SW: SEMCAD, V1.8 Build 130

**Middle Channel-5240/Area Scan (9x11x1):** Measurement grid: dx=10mm, dy=10mm

Maximum value of SAR (measured) = 0.205 mW/g

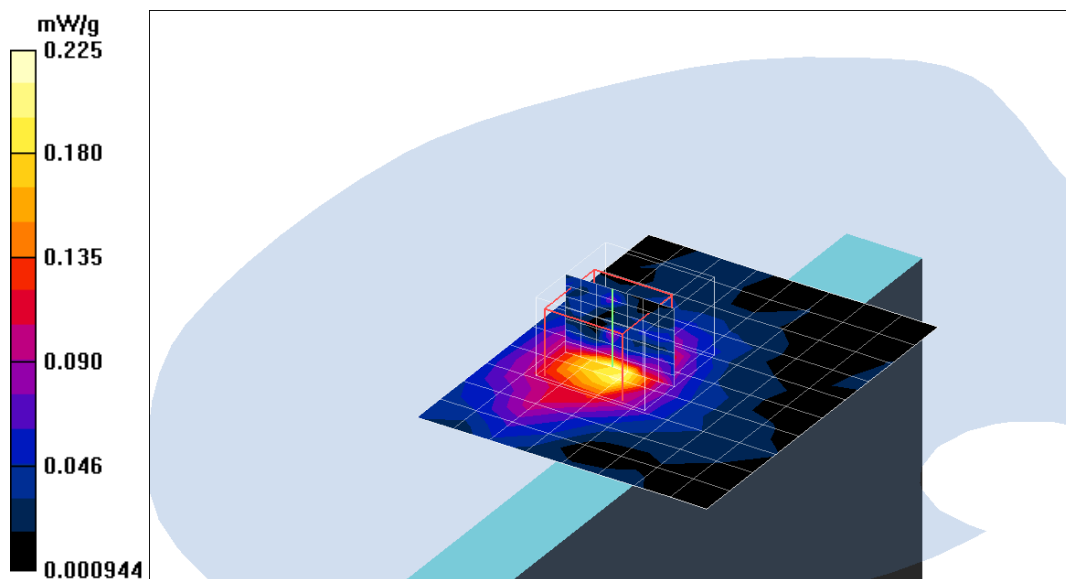
**Middle Channel-5240/Zoom Scan (8x8x8)/Cube 0:** Measurement grid: dx=4.3mm, dy=4.3mm, dz=3mm

Reference Value = 4.1 V/m

Peak SAR (extrapolated) = 0.501 W/kg

**SAR(1 g) = 0.164 mW/g; SAR(10 g) = 0.105 mW/g**

Maximum value of SAR (measured) = 0.225 mW/g



Test Laboratory: Advance Data Technology

### WMIA-123AG47-Mode 13 Tip 15mm 11A(Antenna\_left-A)-1

**DUT: Table PC; Type: WMIA-123AG47; Serial: N/A**

Communication System: 802.11A; Frequency: 5260 MHz; Duty Cycle: 1:1

Medium parameters used:  $f = 5260$  MHz;  $\sigma = 5.42$  mho/m;  $\epsilon_r = 47.3$ ;  $\rho = 1000$  kg/m<sup>3</sup>

Air Temperature: 25.3 deg C; Liquid Temperature: 24.3 deg C

Area scan setting: Find secondary maxima within 2 dB, and with a peak SAR value greater than 0.0012 mW/g

Zoom scan setting: Maximum number of cubes to measure is 2

Phantom section: Flat Section

DASY4 Configuration:

- Probe: EX3DV3 - SN3506 ; ConvF(4.57, 4.57, 4.57) ; Calibrated: 2004/3/19
- Sensor-Surface: 4mm (Mechanical Surface Detection)
- Electronics: DAE3 Sn510 ; Calibrated: 2004/8/17
- Phantom: SAM 12; Type: SAM V4.0; Serial: TP-1202
- Measurement SW: DASY4, V4.4 Build 3; Postprocessing SW: SEMCAD, V1.8 Build 130

**Middle Channel-5260/Area Scan (9x11x1):** Measurement grid: dx=10mm, dy=10mm

Maximum value of SAR (measured) = 0.180 mW/g

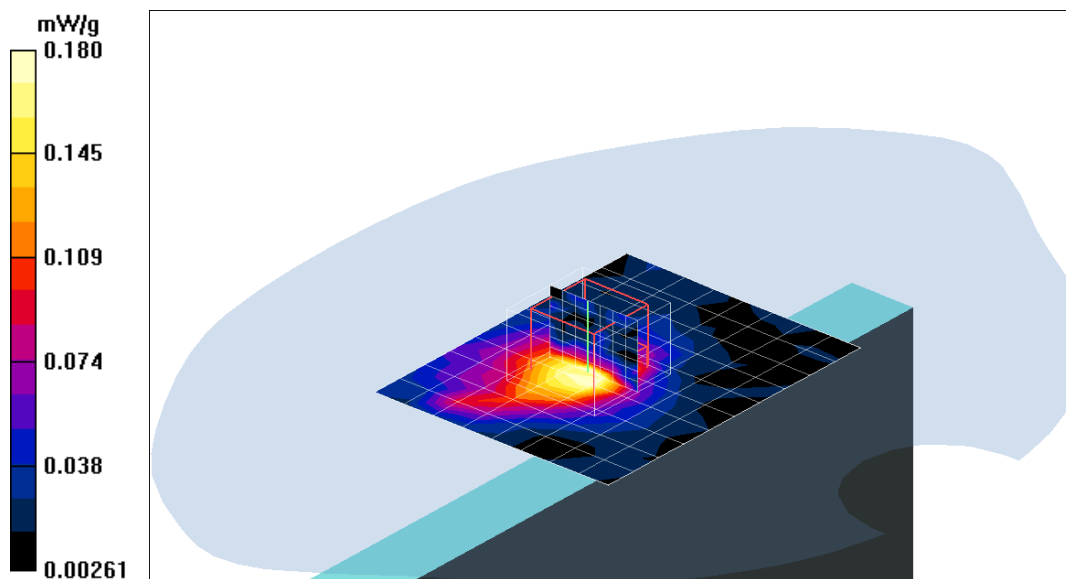
**Middle Channel-5260/Zoom Scan (8x8x8)/Cube 0:** Measurement grid: dx=4.3mm, dy=4.3mm, dz=3mm

Reference Value = 4.01 V/m

Peak SAR (extrapolated) = 0.573 W/kg

**SAR(1 g) = 0.172 mW/g; SAR(10 g) = 0.112 mW/g**

Maximum value of SAR (measured) = 0.222 mW/g



Test Laboratory: Advance Data Technology

### WMIA-123AG47-Mode 13 Tip 15mm 11A(Antenna\_left-A)-1

**DUT: Table PC; Type: WMIA-123AG47; Serial: N/A**

Communication System: 802.11A; Frequency: 5320 MHz; Duty Cycle: 1:1

Medium parameters used:  $f = 5320$  MHz;  $\sigma = 5.42$  mho/m;  $\epsilon_r = 47.3$ ;  $\rho = 1000$  kg/m<sup>3</sup>

Air Temperature: 25.3 deg C; Liquid Temperature: 24.3 deg C

Area scan setting: Find secondary maxima within 2 dB, and with a peak SAR value greater than 0.0012 mW/g

Zoom scan setting: Maximum number of cubes to measure is 2

Phantom section: Flat Section

DASY4 Configuration:

- Probe: EX3DV3 - SN3506 ; ConvF(4.57, 4.57, 4.57) ; Calibrated: 2004/3/19
- Sensor-Surface: 4mm (Mechanical Surface Detection)
- Electronics: DAE3 Sn510 ; Calibrated: 2004/8/17
- Phantom: SAM 12; Type: SAM V4.0; Serial: TP-1202
- Measurement SW: DASY4, V4.4 Build 3; Postprocessing SW: SEMCAD, V1.8 Build 130

**Middle Channel-5320/Area Scan (9x11x1):** Measurement grid: dx=10mm, dy=10mm

Maximum value of SAR (measured) = 0.210 mW/g

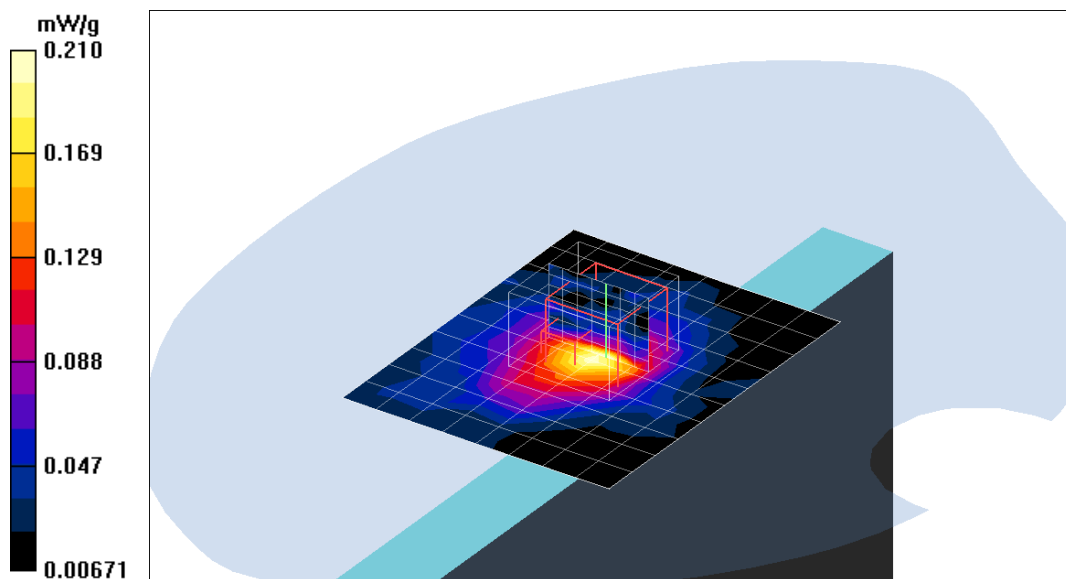
**Middle Channel-5320/Zoom Scan (8x8x8)/Cube 0:** Measurement grid: dx=4.3mm, dy=4.3mm, dz=3mm

Reference Value = 4.07 V/m

Peak SAR (extrapolated) = 0.489 W/kg

**SAR(1 g) = 0.167 mW/g; SAR(10 g) = 0.108 mW/g**

Maximum value of SAR (measured) = 0.226 mW/g



Test Laboratory: Advance Data Technology

**WMIA-123AG47-Mode 13 Tip 15mm 11A(Antenna\_left-A)-1**

**DUT: Table PC; Type: WMIA-123AG47; Serial: N/A**

Communication System: 802.11A; Frequency: 5745 MHz;Duty Cycle: 1:1

Medium parameters used:  $f = 5745$  MHz;  $\sigma = 6.12$  mho/m;  $\epsilon_r = 46.3$ ;  $\rho = 1000$  kg/m<sup>3</sup>

Air Temperature:25.3 deg C;Liquid Temperature:24.3 deg C

Area scan setting: Find secondary maxima within 2 dB, and with a peak SAR value greater than 0.0012 mW/g

Zoom scan setting: Maximum number of cubes to measure is 2

Phantom section: Flat Section

DASY4 Configuration:

- Probe: EX3DV3 - SN3506 ; ConvF(4.19, 4.19, 4.19) ; Calibrated: 2004/3/19
- Sensor-Surface: 4mm (Mechanical Surface Detection)
- Electronics: DAE3 Sn510 ; Calibrated: 2004/8/17
- Phantom: SAM 12; Type: SAM V4.0; Serial: TP-1202
- Measurement SW: DASY4, V4.4 Build 3; Postprocessing SW: SEMCAD, V1.8 Build 130

**Middle Channel-5745/Area Scan (10x11x1):** Measurement grid: dx=10mm, dy=10mm

Maximum value of SAR (measured) = 0.132 mW/g

**Middle Channel-5745/Zoom Scan (8x8x8)/Cube 0:** Measurement grid: dx=4.3mm, dy=4.3mm, dz=3mm

Reference Value = 4.64 V/m

Peak SAR (extrapolated) = 0.343 W/kg

**SAR(1 g) = 0.142 mW/g; SAR(10 g) = 0.115 mW/g**

Maximum value of SAR (measured) = 0.184 mW/g

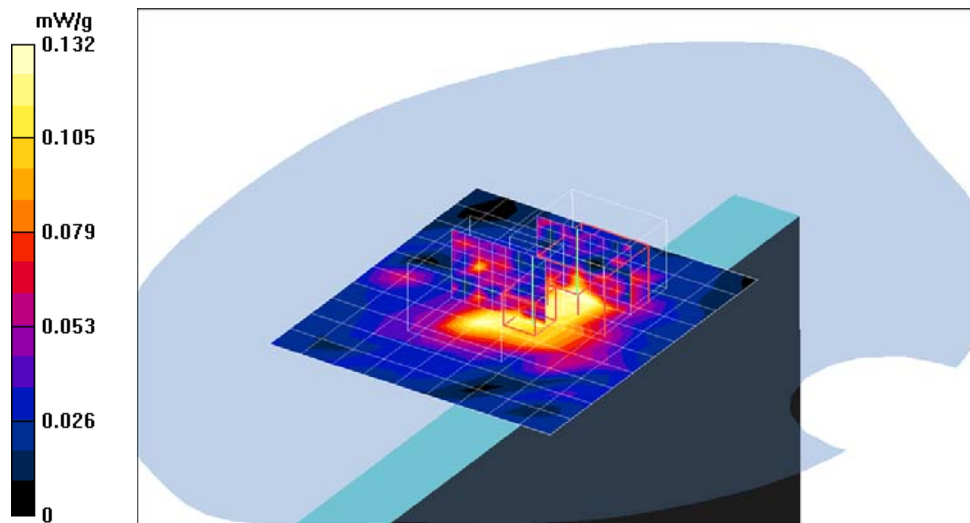
**Middle Channel-5745/Zoom Scan (8x8x8)/Cube 1:** Measurement grid: dx=4.3mm, dy=4.3mm, dz=3mm

Reference Value = 4.64 V/m

Peak SAR (extrapolated) = 0.250 W/kg

**SAR(1 g) = 0.115 mW/g; SAR(10 g) = 0.096 mW/g**

Maximum value of SAR (measured) = 0.145 mW/g



Test Laboratory: Advance Data Technology

**WMIA-123AG47-Mode 13 Tip 15mm 11A(Antenna\_left-A)-1**

**DUT: Table PC; Type: WMIA-123AG47; Serial: N/A**

Communication System: 802.11A; Frequency: 5785 MHz;Duty Cycle: 1:1

Medium parameters used:  $f = 5785 \text{ MHz}$ ;  $\sigma = 6.2 \text{ mho/m}$ ;  $\epsilon_r = 46.2$ ;  $\rho = 1000 \text{ kg/m}^3$

Air Temperature:25.3 deg C;Liquid Temperature:24.3 deg C

Area scan setting: Find secondary maxima within 2 dB, and with a peak SAR value greater than 0.0012 mW/g

Zoom scan setting: Maximum number of cubes to measure is 2

Phantom section: Flat Section

DASY4 Configuration:

- Probe: EX3DV3 - SN3506 ; ConvF(4.19, 4.19, 4.19) ; Calibrated: 2004/3/19
- Sensor-Surface: 4mm (Mechanical Surface Detection)
- Electronics: DAE3 Sn510 ; Calibrated: 2004/8/17
- Phantom: SAM 12; Type: SAM V4.0; Serial: TP-1202
- Measurement SW: DASY4, V4.4 Build 3; Postprocessing SW: SEMCAD, V1.8 Build 130

**Middle Channel-5785/Area Scan (10x13x1):** Measurement grid:  $dx=10\text{mm}$ ,  $dy=10\text{mm}$

Maximum value of SAR (measured) = 0.176 mW/g

**Middle Channel-5785/Zoom Scan (8x8x8)/Cube 0:** Measurement grid:  $dx=4.3\text{mm}$ ,  $dy=4.3\text{mm}$ ,  $dz=3\text{mm}$

Reference Value = 6.61 V/m

Peak SAR (extrapolated) = 0.321 W/kg

**SAR(1 g) = 0.190 mW/g; SAR(10 g) = 0.157 mW/g**

Maximum value of SAR (measured) = 0.237 mW/g

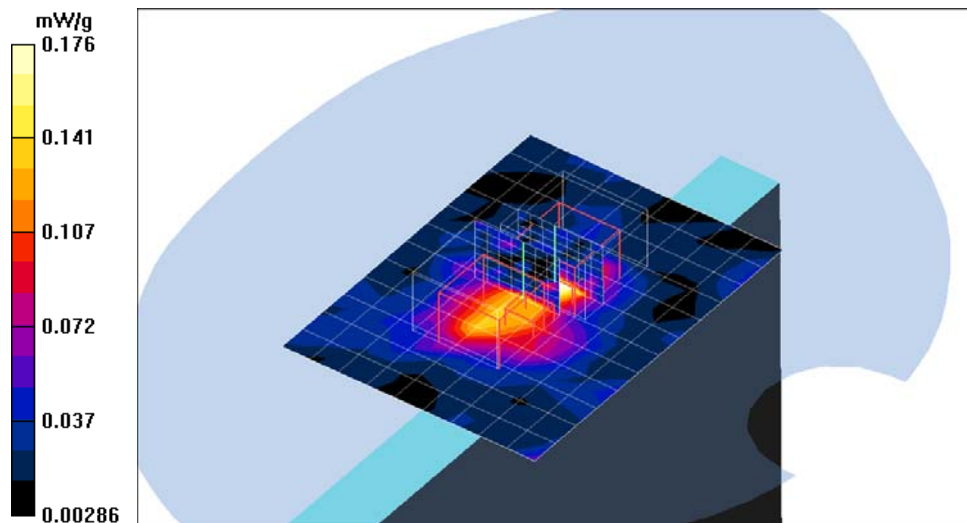
**Middle Channel-5785/Zoom Scan (8x8x8)/Cube 1:** Measurement grid:  $dx=4.3\text{mm}$ ,  $dy=4.3\text{mm}$ ,  $dz=3\text{mm}$

Reference Value = 6.61 V/m

Peak SAR (extrapolated) = 0.353 W/kg

**SAR(1 g) = 0.130 mW/g; SAR(10 g) = 0.105 mW/g**

Maximum value of SAR (measured) = 0.162 mW/g



Test Laboratory: Advance Data Technology

### WMIA-123AG47-Mode 13 Tip 15mm 11A(Antenna\_left-A)-1

**DUT: Table PC; Type: WMIA-123AG47; Serial: N/A**

Communication System: 802.11A; Frequency: 5825 MHz; Duty Cycle: 1:1

Medium parameters used:  $f = 5825$  MHz;  $\sigma = 6.24$  mho/m;  $\epsilon_r = 46.1$ ;  $\rho = 1000$  kg/m<sup>3</sup>

Air Temperature: 25.3 deg C; Liquid Temperature: 24.3 deg C

Area scan setting: Find secondary maxima within 2 dB, and with a peak SAR value greater than 0.0012 mW/g

Zoom scan setting: Maximum number of cubes to measure is 2

Phantom section: Flat Section

DASY4 Configuration:

- Probe: EX3DV3 - SN3506 ; ConvF(4.19, 4.19, 4.19) ; Calibrated: 2004/3/19
- Sensor-Surface: 4mm (Mechanical Surface Detection)
- Electronics: DAE3 Sn510 ; Calibrated: 2004/8/17
- Phantom: SAM 12; Type: SAM V4.0; Serial: TP-1202
- Measurement SW: DASY4, V4.4 Build 3; Postprocessing SW: SEMCAD, V1.8 Build 130

**High Channel-5825/Area Scan (10x13x1):** Measurement grid: dx=10mm, dy=10mm

Maximum value of SAR (measured) = 0.196 mW/g

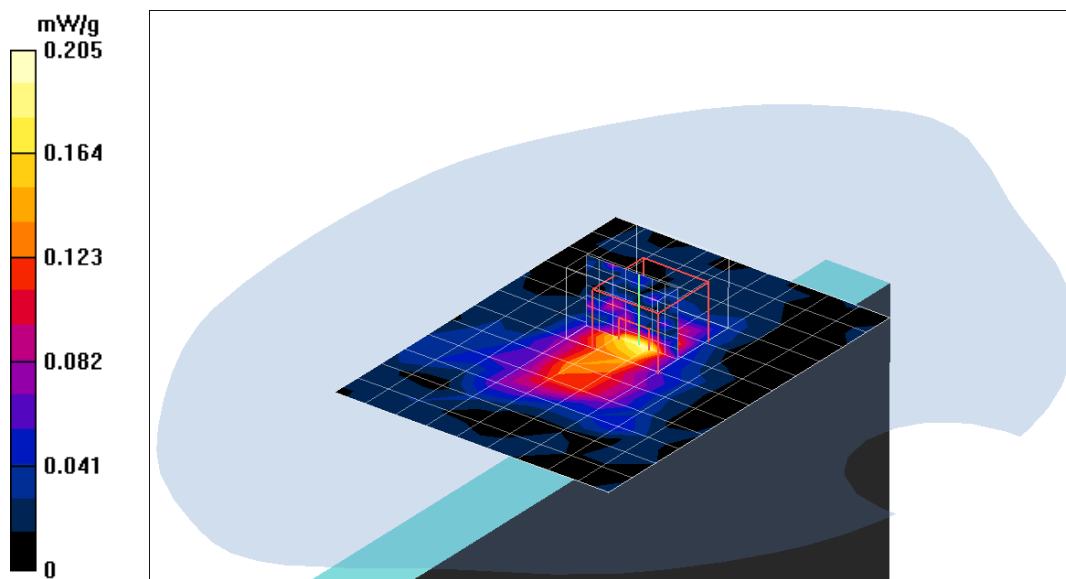
**High Channel-5825/Zoom Scan (8x8x8)/Cube 0:** Measurement grid: dx=4.3mm, dy=4.3mm, dz=3mm

Reference Value = 6 V/m

Peak SAR (extrapolated) = 0.306 W/kg

**SAR(1 g) = 0.172 mW/g; SAR(10 g) = 0.140 mW/g**

Maximum value of SAR (measured) = 0.205 mW/g





Test Laboratory: Advance Data Technology

### WMIA-123AG47-Mode 14 Tip 15mm 11A(Antenna\_left-A)-1

**DUT: Table PC; Type: WMIA-123AG47; Serial: N/A**

Communication System: 802.11A; Frequency: 5210 MHz;Duty Cycle: 1:1

Medium parameters used:  $f = 5210$  MHz;  $\sigma = 5.38$  mho/m;  $\epsilon_r = 47.3$ ;  $\rho = 1000$  kg/m<sup>3</sup>

Air Temperature:25.3 deg C;Liquid Temperature:24.3 deg C

Area scan setting: Find secondary maxima within 2 dB, and with a peak SAR value greater than 0.0012 mW/g

Zoom scan setting: Maximum number of cubes to measure is 2

Phantom section: Flat Section

DASY4 Configuration:

- Probe: EX3DV3 - SN3506 ; ConvF(4.57, 4.57, 4.57) ; Calibrated: 2004/3/19
- Sensor-Surface: 4mm (Mechanical Surface Detection)
- Electronics: DAE3 Sn510 ; Calibrated: 2004/8/17
- Phantom: SAM 12; Type: SAM V4.0; Serial: TP-1202
- Measurement SW: DASY4, V4.4 Build 3; Postprocessing SW: SEMCAD, V1.8 Build 130

**Middle Channel-5210 TURBO/Area Scan (10x13x1):** Measurement grid: dx=10mm, dy=10mm

Maximum value of SAR (measured) = 0.188 mW/g

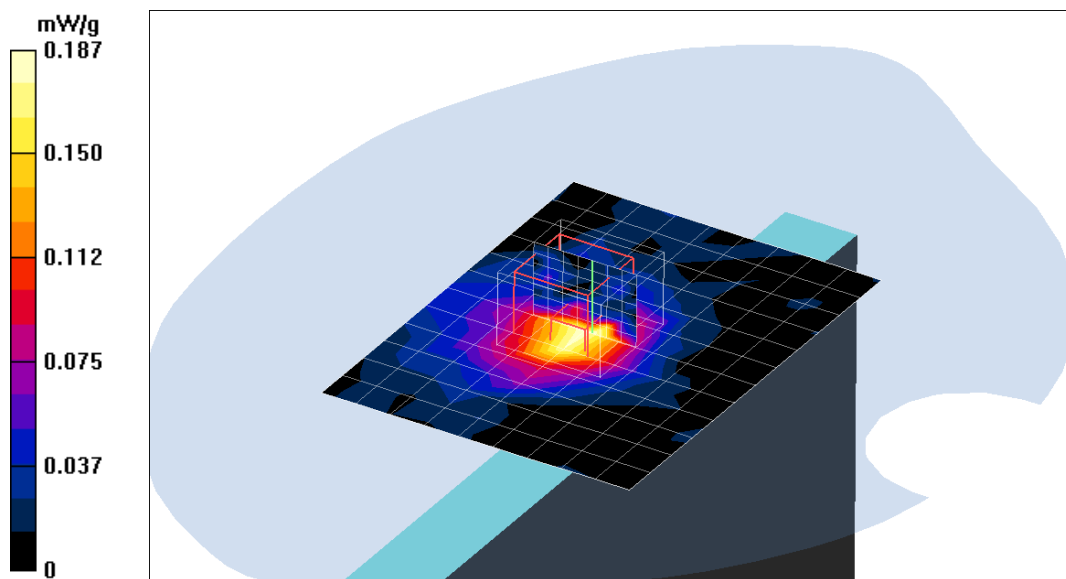
**Middle Channel-5210 TURBO/Zoom Scan (8x8x8)/Cube 0:** Measurement grid: dx=4.3mm, dy=4.3mm, dz=3mm

Reference Value = 4.59 V/m

Peak SAR (extrapolated) = 0.427 W/kg

**SAR(1 g) = 0.138 mW/g; SAR(10 g) = 0.089 mW/g**

Maximum value of SAR (measured) = 0.187 mW/g



Test Laboratory: Advance Data Technology

### WMIA-123AG47-Mode 14 Tip 15mm 11A(Antenna\_left-A)-1

**DUT: Table PC; Type: WMIA-123AG47; Serial: N/A**

Communication System: 802.11A; Frequency: 5250 MHz; Duty Cycle: 1:1

Medium parameters used:  $f = 5250$  MHz;  $\sigma = 5.43$  mho/m;  $\epsilon_r = 47.2$ ;  $\rho = 1000$  kg/m<sup>3</sup>

Air Temperature: 25.3 deg C; Liquid Temperature: 24.3 deg C

Area scan setting: Find secondary maxima within 2 dB, and with a peak SAR value greater than 0.0012 mW/g

Zoom scan setting: Maximum number of cubes to measure is 2

Phantom section: Flat Section

DASY4 Configuration:

- Probe: EX3DV3 - SN3506 ; ConvF(4.57, 4.57, 4.57) ; Calibrated: 2004/3/19
- Sensor-Surface: 4mm (Mechanical Surface Detection)
- Electronics: DAE3 Sn510 ; Calibrated: 2004/8/17
- Phantom: SAM 12; Type: SAM V4.0; Serial: TP-1202
- Measurement SW: DASY4, V4.4 Build 3; Postprocessing SW: SEMCAD, V1.8 Build 130

**Middle Channel-5250 TURBO/Area Scan (11x13x1):** Measurement grid: dx=10mm, dy=10mm

Maximum value of SAR (measured) = 0.205 mW/g

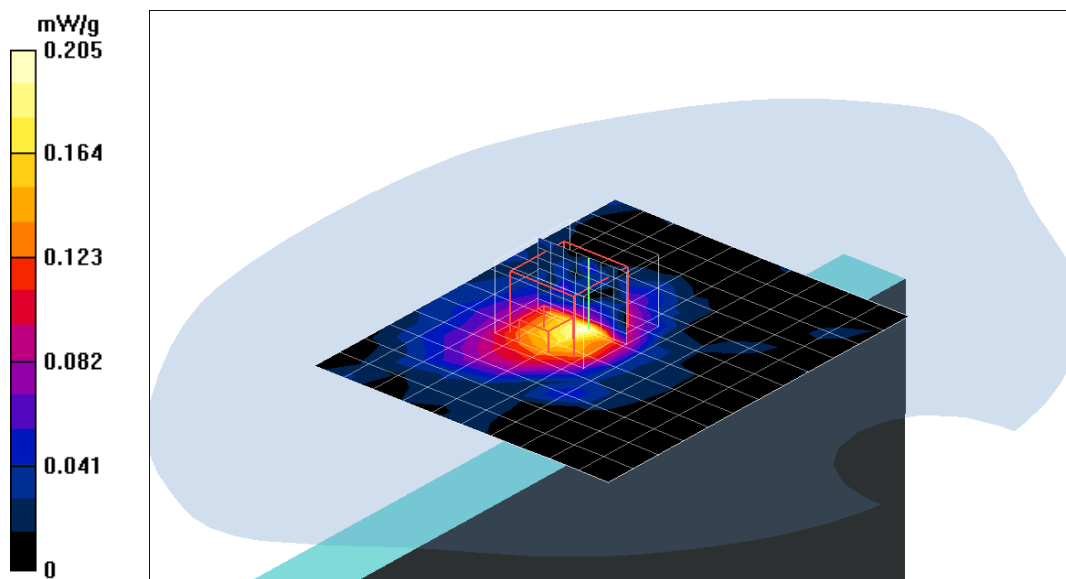
**Middle Channel-5250 TURBO/Zoom Scan (8x8x8)/Cube 0:** Measurement grid: dx=4.3mm, dy=4.3mm, dz=3mm

Reference Value = 4.03 V/m

Peak SAR (extrapolated) = 0.428 W/kg

**SAR(1 g) = 0.164 mW/g; SAR(10 g) = 0.103 mW/g**

Maximum value of SAR (measured) = 0.222 mW/g



Test Laboratory: Advance Data Technology

### WMIA-123AG47-Mode 14 Tip 15mm 11A(Antenna\_left-A)-1

**DUT: Table PC; Type: WMIA-123AG47; Serial: N/A**

Communication System: 802.11A; Frequency: 5290 MHz; Duty Cycle: 1:1

Medium parameters used:  $f = 5290$  MHz;  $\sigma = 5.43$  mho/m;  $\epsilon_r = 47.2$ ;  $\rho = 1000$  kg/m<sup>3</sup>

Air Temperature: 25.3 deg C; Liquid Temperature: 24.3 deg C

Area scan setting: Find secondary maxima within 2 dB, and with a peak SAR value greater than 0.0012 mW/g

Zoom scan setting: Maximum number of cubes to measure is 2

Phantom section: Flat Section

DASY4 Configuration:

- Probe: EX3DV3 - SN3506 ; ConvF(4.57, 4.57, 4.57) ; Calibrated: 2004/3/19
- Sensor-Surface: 4mm (Mechanical Surface Detection)
- Electronics: DAE3 Sn510 ; Calibrated: 2004/8/17
- Phantom: SAM 12; Type: SAM V4.0; Serial: TP-1202
- Measurement SW: DASY4, V4.4 Build 3; Postprocessing SW: SEMCAD, V1.8 Build 130

**Middle Channel-5290 TURBO/Area Scan (11x13x1):** Measurement grid: dx=10mm, dy=10mm

Maximum value of SAR (measured) = 0.189 mW/g

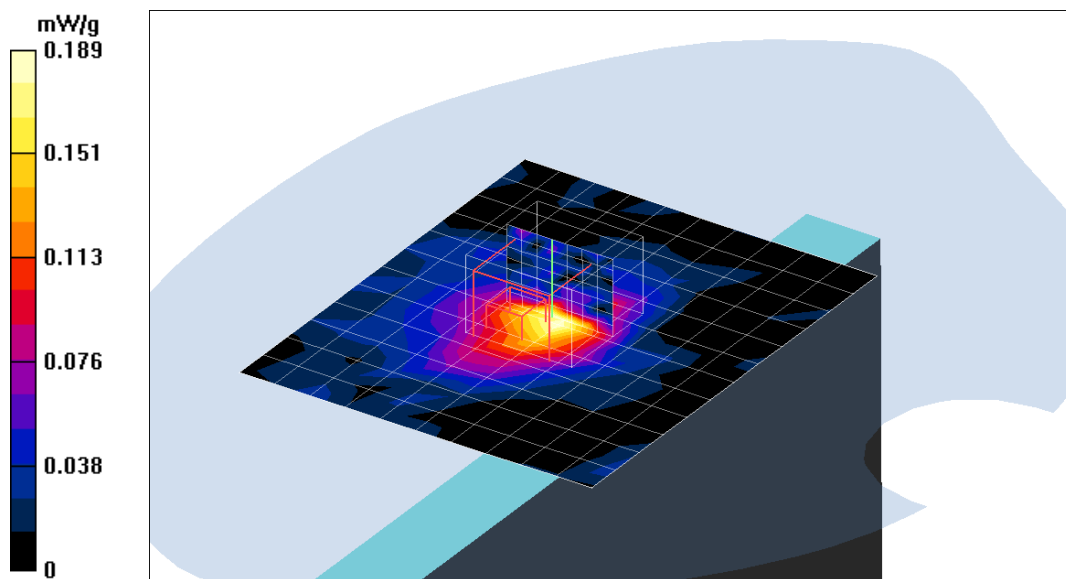
**Middle Channel-5290 TURBO/Zoom Scan (8x8x8)/Cube 0:** Measurement grid: dx=4.3mm, dy=4.3mm, dz=3mm

Reference Value = 3.76 V/m

Peak SAR (extrapolated) = 0.312 W/kg

**SAR(1 g) = 0.135 mW/g; SAR(10 g) = 0.083 mW/g**

Maximum value of SAR (measured) = 0.201 mW/g



Test Laboratory: Advance Data Technology

## **WMIA-123AG47-Mode 14 Tip 15mm 11A(Antenna\_left-A)-1**

**DUT: Table PC; Type: WMIA-123AG47; Serial: N/A**

Communication System: 802.11A; Frequency: 5760 MHz; Duty Cycle: 1:1

Medium parameters used:  $f = 5760$  MHz;  $\sigma = 6.14$  mho/m;  $\epsilon_r = 46.2$ ;  $\rho = 1000$  kg/m<sup>3</sup>

Air Temperature: 25.3 deg C; Liquid Temperature: 24.3 deg C

Area scan setting: Find secondary maxima within 2 dB, and with a peak SAR value greater than 0.0012 mW/g

Zoom scan setting: Maximum number of cubes to measure is 2

Phantom section: Flat Section

DASY4 Configuration:

- Probe: EX3DV3 - SN3506 ; ConvF(4.19, 4.19, 4.19) ; Calibrated: 2004/3/19
- Sensor-Surface: 4mm (Mechanical Surface Detection)
- Electronics: DAE3 Sn510 ; Calibrated: 2004/8/17
- Phantom: SAM 12; Type: SAM V4.0; Serial: TP-1202
- Measurement SW: DASY4, V4.4 Build 3; Postprocessing SW: SEMCAD, V1.8 Build 130

**Middle Channel-5760 TURBO/Area Scan (11x13x1):** Measurement grid: dx=10mm, dy=10mm

Maximum value of SAR (measured) = 0.190 mW/g

**Middle Channel-5760 TURBO/Zoom Scan (8x8x8)/Cube 0:** Measurement grid: dx=4.3mm, dy=4.3mm, dz=3mm

Reference Value = 5.3 V/m

Peak SAR (extrapolated) = 0.340 W/kg

**SAR(1 g) = 0.171 mW/g; SAR(10 g) = 0.147 mW/g**

Maximum value of SAR (measured) = 0.216 mW/g

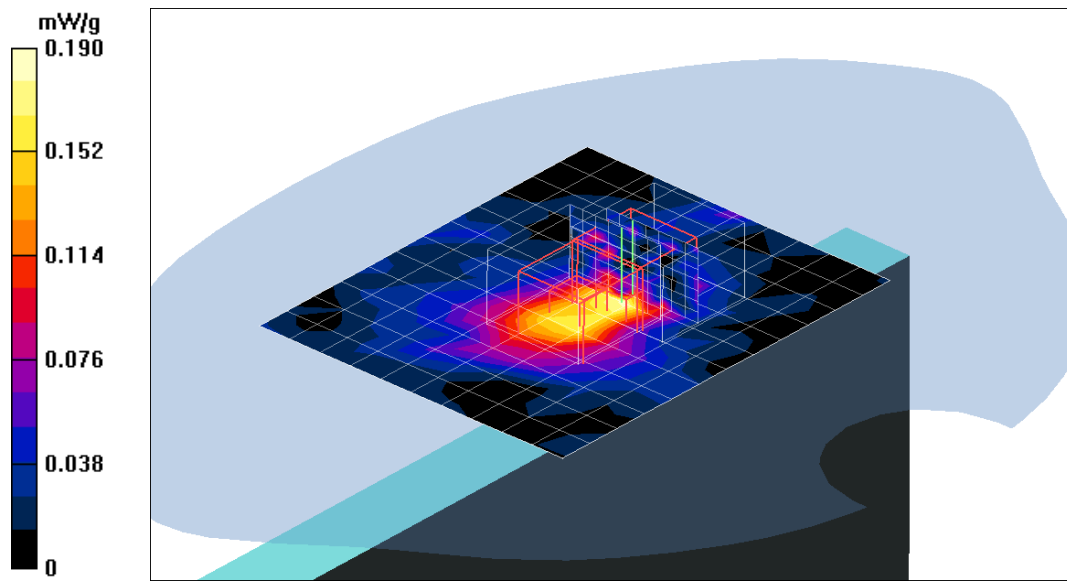
**Middle Channel-5760 TURBO/Zoom Scan (8x8x8)/Cube 1:** Measurement grid: dx=4.3mm, dy=4.3mm, dz=3mm

Reference Value = 5.3 V/m

Peak SAR (extrapolated) = 0.306 W/kg

**SAR(1 g) = 0.154 mW/g; SAR(10 g) = 0.117 mW/g**

Maximum value of SAR (measured) = 0.194 mW/g



Test Laboratory: Advance Data Technology

**WMIA-123AG47-Mode 14 Tip 15mm 11A(Antenna\_left-A)-1**

**DUT: Table PC; Type: WMIA-123AG47; Serial: N/A**

Communication System: 802.11A; Frequency: 5800 MHz;Duty Cycle: 1:1

Medium parameters used:  $f = 5800$  MHz;  $\sigma = 6.21$  mho/m;  $\epsilon_r = 46.2$ ;  $\rho = 1000$  kg/m<sup>3</sup>

Air Temperature:25.3 deg C;Liquid Temperature:24.3 deg C

Area scan setting: Find secondary maxima within 2 dB, and with a peak SAR value greater than 0.0012 mW/g

Zoom scan setting: Maximum number of cubes to measure is 2

Phantom section: Flat Section

DASY4 Configuration:

- Probe: EX3DV3 - SN3506 ; ConvF(4.19, 4.19, 4.19) ; Calibrated: 2004/3/19
- Sensor-Surface: 4mm (Mechanical Surface Detection)
- Electronics: DAE3 Sn510 ; Calibrated: 2004/8/17
- Phantom: SAM 12; Type: SAM V4.0; Serial: TP-1202
- Measurement SW: DASY4, V4.4 Build 3; Postprocessing SW: SEMCAD, V1.8 Build 130

**Middle Channel-5800 TURBO/Area Scan (11x13x1):** Measurement grid: dx=10mm, dy=10mm

Maximum value of SAR (measured) = 0.206 mW/g

**Middle Channel-5800 TURBO/Zoom Scan (8x8x8)/Cube 0:** Measurement grid: dx=4.3mm, dy=4.3mm, dz=3mm

Reference Value = 5.24 V/m

Peak SAR (extrapolated) = 0.725 W/kg

**SAR(1 g) = 0.190 mW/g; SAR(10 g) = 0.150 mW/g**

Maximum value of SAR (measured) = 0.234 mW/g

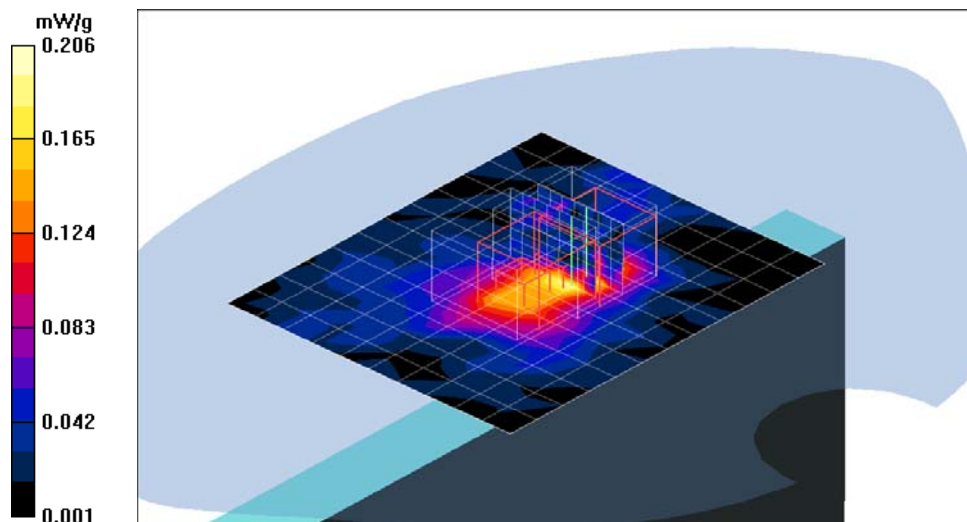
**Middle Channel-5800 TURBO/Zoom Scan (8x8x8)/Cube 1:** Measurement grid: dx=4.3mm, dy=4.3mm, dz=3mm

Reference Value = 5.24 V/m

Peak SAR (extrapolated) = 0.598 W/kg

**SAR(1 g) = 0.158 mW/g; SAR(10 g) = 0.122 mW/g**

Maximum value of SAR (measured) = 0.193 mW/g



Test Laboratory: Advance Data Technology

### WMIA-123AG47-Mode 15 Tip 15mm 11A(Antenna\_right-B)-1

**DUT: Table PC; Type: WMIA-123AG47; Serial: N/A**

Communication System: 802.11A; Frequency: 5180 MHz; Duty Cycle: 1:1

Medium parameters used:  $f = 5180$  MHz;  $\sigma = 5.34$  mho/m;  $\epsilon_r = 47.4$ ;  $\rho = 1000$  kg/m<sup>3</sup>

Air Temperature: 25.3 deg C; Liquid Temperature: 24.3 deg C

Area scan setting: Find secondary maxima within 2 dB, and with a peak SAR value greater than 0.0012 mW/g

Zoom scan setting: Maximum number of cubes to measure is 2

Phantom section: Flat Section

DASY4 Configuration:

- Probe: EX3DV3 - SN3506 ; ConvF(4.57, 4.57, 4.57) ; Calibrated: 2004/3/19
- Sensor-Surface: 4mm (Mechanical Surface Detection)
- Electronics: DAE3 Sn510 ; Calibrated: 2004/8/17
- Phantom: SAM 12; Type: SAM V4.0; Serial: TP-1202
- Measurement SW: DASY4, V4.4 Build 3; Postprocessing SW: SEMCAD, V1.8 Build 130

**Low Channel-5180/Area Scan (11x14x1):** Measurement grid: dx=10mm, dy=10mm

Maximum value of SAR (measured) = 0.177 mW/g

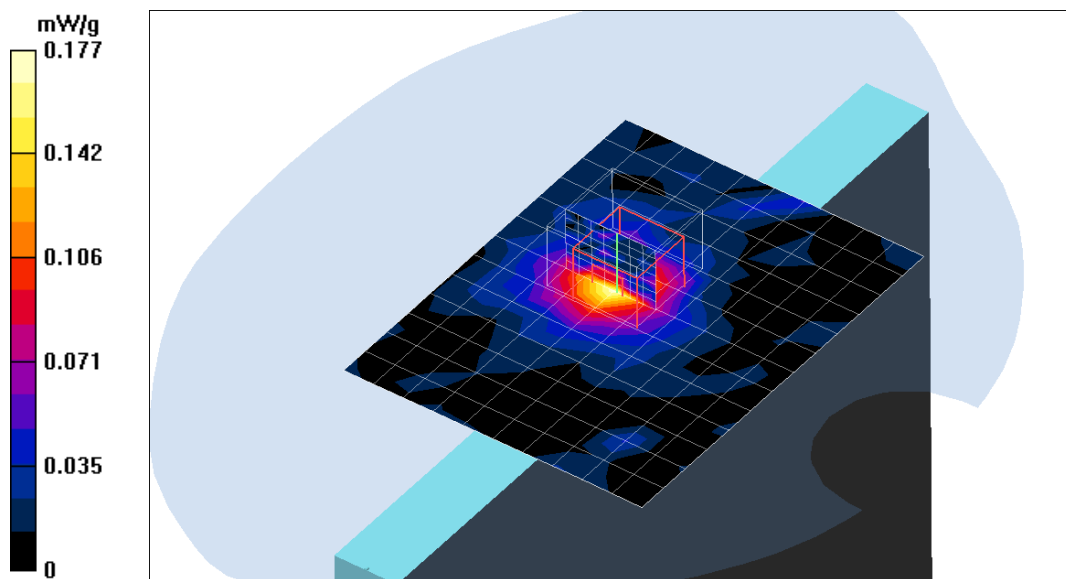
**Low Channel-5180/Zoom Scan (8x8x8)/Cube 0:** Measurement grid: dx=4.3mm, dy=4.3mm, dz=3mm

Reference Value = 5.22 V/m

Peak SAR (extrapolated) = 0.350 W/kg

**SAR(1 g) = 0.141 mW/g; SAR(10 g) = 0.098 mW/g**

Maximum value of SAR (measured) = 0.180 mW/g



Test Laboratory: Advance Data Technology

### WMIA-123AG47-Mode 15 Tip 15mm 11A(Antenna\_right-B)-1

**DUT: Table PC; Type: WMIA-123AG47; Serial: N/A**

Communication System: 802.11A; Frequency: 5240 MHz; Duty Cycle: 1:1

Medium parameters used:  $f = 5240$  MHz;  $\sigma = 5.42$  mho/m;  $\epsilon_r = 47.3$ ;  $\rho = 1000$  kg/m<sup>3</sup>

Air Temperature: 25.3 deg C; Liquid Temperature: 24.3 deg C

Area scan setting: Find secondary maxima within 2 dB, and with a peak SAR value greater than 0.0012 mW/g

Zoom scan setting: Maximum number of cubes to measure is 2

Phantom section: Flat Section

DASY4 Configuration:

- Probe: EX3DV3 - SN3506 ; ConvF(4.57, 4.57, 4.57) ; Calibrated: 2004/3/19
- Sensor-Surface: 4mm (Mechanical Surface Detection)
- Electronics: DAE3 Sn510 ; Calibrated: 2004/8/17
- Phantom: SAM 12; Type: SAM V4.0; Serial: TP-1202
- Measurement SW: DASY4, V4.4 Build 3; Postprocessing SW: SEMCAD, V1.8 Build 130

**Middle Channel-5240/Area Scan (11x13x1):** Measurement grid: dx=10mm, dy=10mm

Maximum value of SAR (measured) = 0.187 mW/g

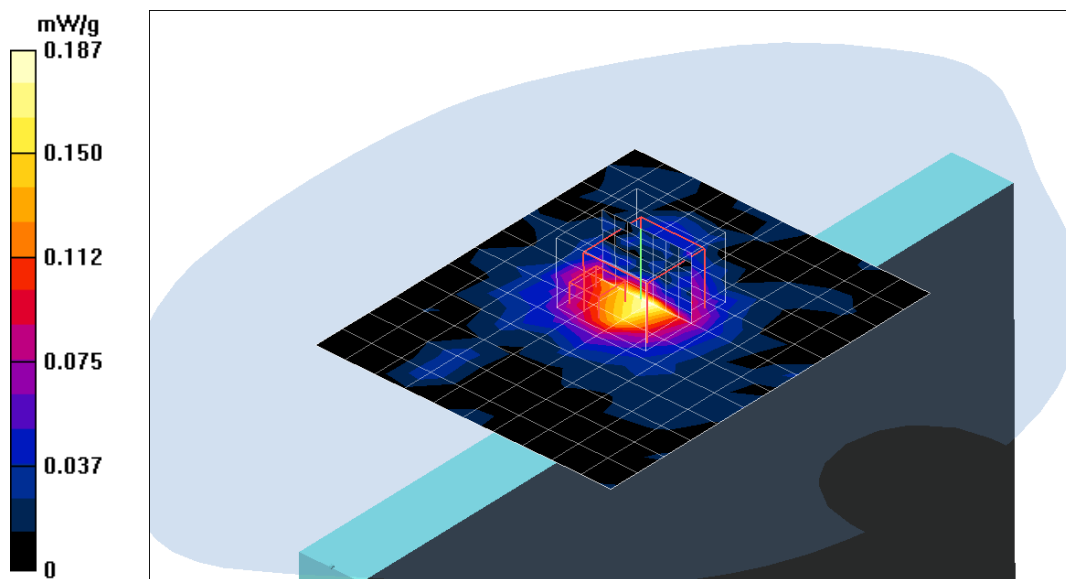
**Middle Channel-5240/Zoom Scan (8x8x8)/Cube 0:** Measurement grid: dx=4.3mm, dy=4.3mm, dz=3mm

Reference Value = 5.44 V/m

Peak SAR (extrapolated) = 0.342 W/kg

**SAR(1 g) = 0.138 mW/g; SAR(10 g) = 0.094 mW/g**

Maximum value of SAR (measured) = 0.189 mW/g





Test Laboratory: Advance Data Technology

### WMIA-123AG47-Mode 15 Tip 15mm 11A(Antenna\_right-B)-1

**DUT: Table PC; Type: WMIA-123AG47; Serial: N/A**

Communication System: 802.11A; Frequency: 5260 MHz; Duty Cycle: 1:1

Medium parameters used:  $f = 5260$  MHz;  $\sigma = 5.42$  mho/m;  $\epsilon_r = 47.3$ ;  $\rho = 1000$  kg/m<sup>3</sup>

Air Temperature: 25.3 deg C; Liquid Temperature: 24.3 deg C

Area scan setting: Find secondary maxima within 2 dB, and with a peak SAR value greater than 0.0012 mW/g

Zoom scan setting: Maximum number of cubes to measure is 2

Phantom section: Flat Section

DASY4 Configuration:

- Probe: EX3DV3 - SN3506 ; ConvF(4.57, 4.57, 4.57) ; Calibrated: 2004/3/19
- Sensor-Surface: 4mm (Mechanical Surface Detection)
- Electronics: DAE3 Sn510 ; Calibrated: 2004/8/17
- Phantom: SAM 12; Type: SAM V4.0; Serial: TP-1202
- Measurement SW: DASY4, V4.4 Build 3; Postprocessing SW: SEMCAD, V1.8 Build 130

**Middle Channel-5260/Area Scan (11x12x1):** Measurement grid: dx=10mm, dy=10mm

Maximum value of SAR (measured) = 0.193 mW/g

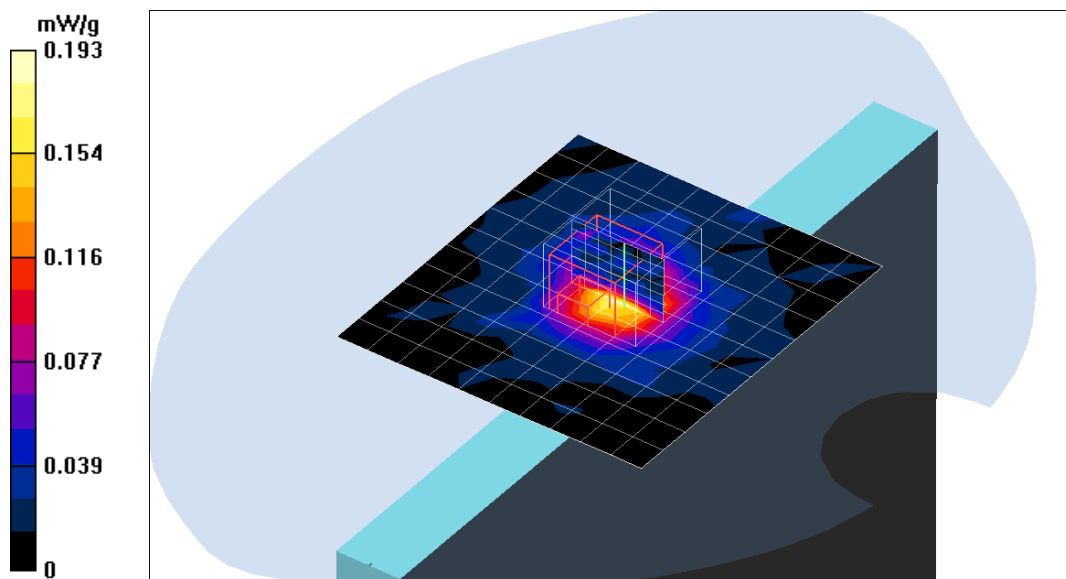
**Middle Channel-5260/Zoom Scan (8x8x8)/Cube 0:** Measurement grid: dx=4.3mm, dy=4.3mm, dz=3mm

Reference Value = 5.92 V/m

Peak SAR (extrapolated) = 0.441 W/kg

**SAR(1 g) = 0.149 mW/g; SAR(10 g) = 0.095 mW/g**

Maximum value of SAR (measured) = 0.199 mW/g



Test Laboratory: Advance Data Technology

### WMIA-123AG47-Mode 15 Tip 15mm 11A(Antenna\_right-B)-1

**DUT: Table PC; Type: WMIA-123AG47; Serial: N/A**

Communication System: 802.11A; Frequency: 5320 MHz; Duty Cycle: 1:1

Medium parameters used:  $f = 5320$  MHz;  $\sigma = 5.42$  mho/m;  $\epsilon_r = 47.3$ ;  $\rho = 1000$  kg/m<sup>3</sup>

Air Temperature: 25.3 deg C; Liquid Temperature: 24.3 deg C

Area scan setting: Find secondary maxima within 2 dB, and with a peak SAR value greater than 0.0012 mW/g

Zoom scan setting: Maximum number of cubes to measure is 2

Phantom section: Flat Section

DASY4 Configuration:

- Probe: EX3DV3 - SN3506 ; ConvF(4.57, 4.57, 4.57) ; Calibrated: 2004/3/19
- Sensor-Surface: 4mm (Mechanical Surface Detection)
- Electronics: DAE3 Sn510 ; Calibrated: 2004/8/17
- Phantom: SAM 12; Type: SAM V4.0; Serial: TP-1202
- Measurement SW: DASY4, V4.4 Build 3; Postprocessing SW: SEMCAD, V1.8 Build 130

**Middle Channel-5320/Area Scan (10x11x1):** Measurement grid: dx=10mm, dy=10mm

Maximum value of SAR (measured) = 0.201 mW/g

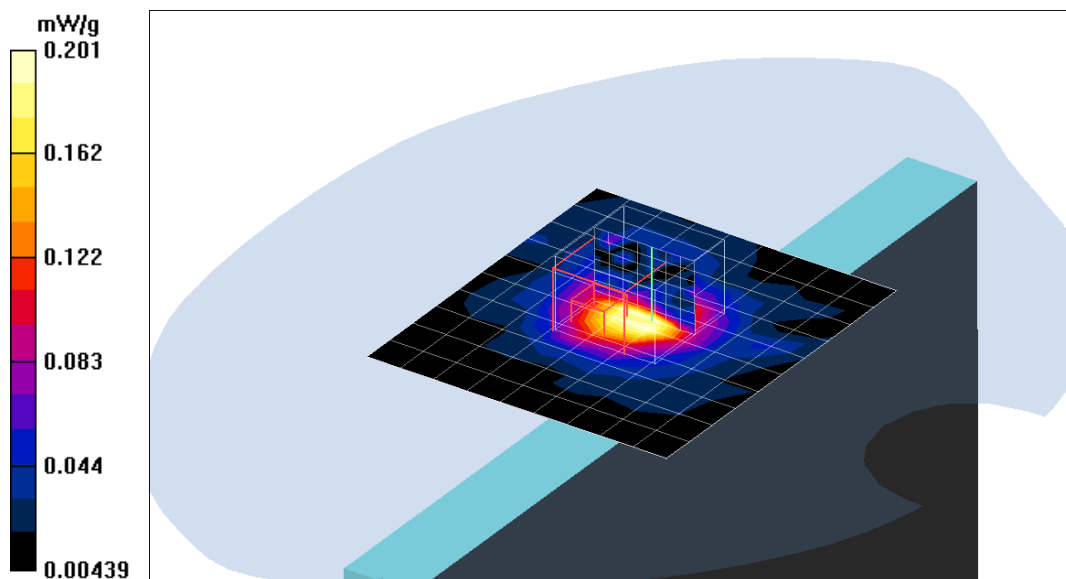
**Middle Channel-5320/Zoom Scan (8x8x8)/Cube 0:** Measurement grid: dx=4.3mm, dy=4.3mm, dz=3mm

Reference Value = 6.42 V/m

Peak SAR (extrapolated) = 0.458 W/kg

**SAR(1 g) = 0.174 mW/g; SAR(10 g) = 0.119 mW/g**

Maximum value of SAR (measured) = 0.227 mW/g



Test Laboratory: Advance Data Technology

### WMIA-123AG47-Mode 15 Tip 15mm 11A(Antenna\_right-B)-1

**DUT: Table PC; Type: WMIA-123AG47; Serial: N/A**

Communication System: 802.11A; Frequency: 5745 MHz; Duty Cycle: 1:1

Medium parameters used:  $f = 5745$  MHz;  $\sigma = 6.12$  mho/m;  $\epsilon_r = 46.3$ ;  $\rho = 1000$  kg/m<sup>3</sup>

Air Temperature: 25.3 deg C; Liquid Temperature: 24.3 deg C

Area scan setting: Find secondary maxima within 2 dB, and with a peak SAR value greater than 0.0012 mW/g

Zoom scan setting: Maximum number of cubes to measure is 2

Phantom section: Flat Section

DASY4 Configuration:

- Probe: EX3DV3 - SN3506 ; ConvF(4.19, 4.19, 4.19) ; Calibrated: 2004/3/19
- Sensor-Surface: 4mm (Mechanical Surface Detection)
- Electronics: DAE3 Sn510 ; Calibrated: 2004/8/17
- Phantom: SAM 12; Type: SAM V4.0; Serial: TP-1202
- Measurement SW: DASY4, V4.4 Build 3; Postprocessing SW: SEMCAD, V1.8 Build 130

**Middle Channel-5745/Area Scan (10x11x1):** Measurement grid: dx=10mm, dy=10mm

Maximum value of SAR (measured) = 0.164 mW/g

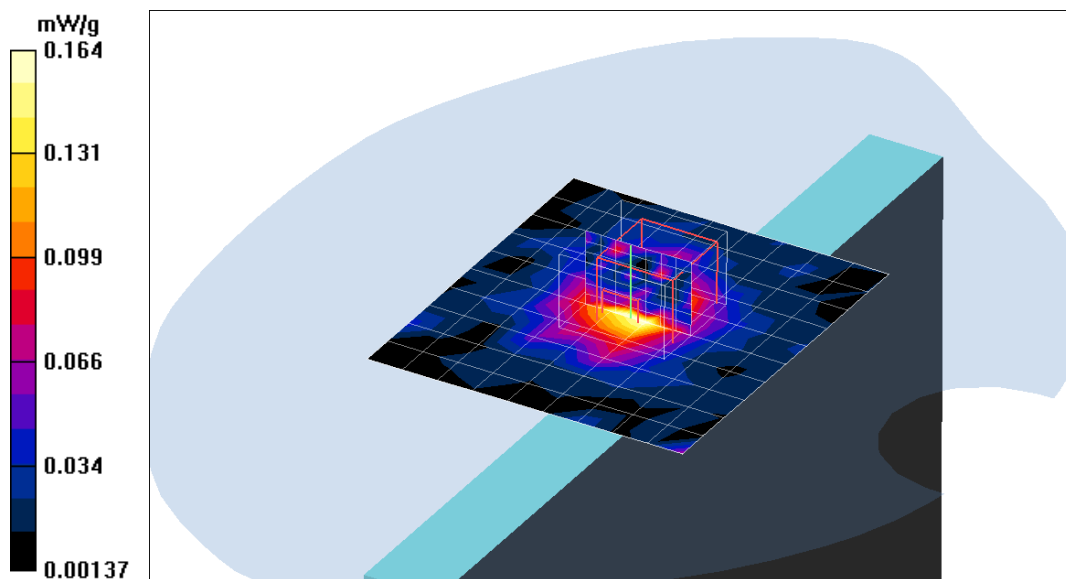
**Middle Channel-5745/Zoom Scan (8x8x8)/Cube 0:** Measurement grid: dx=4.3mm, dy=4.3mm, dz=3mm

Reference Value = 5.52 V/m

Peak SAR (extrapolated) = 0.354 W/kg

**SAR(1 g) = 0.147 mW/g; SAR(10 g) = 0.120 mW/g**

Maximum value of SAR (measured) = 0.190 mW/g



Test Laboratory: Advance Data Technology

### WMIA-123AG47-Mode 15 Tip 15mm 11A(Antenna\_right-B)-1

**DUT: Table PC; Type: WMIA-123AG47; Serial: N/A**

Communication System: 802.11A; Frequency: 5785 MHz; Duty Cycle: 1:1

Medium parameters used:  $f = 5785$  MHz;  $\sigma = 6.2$  mho/m;  $\epsilon_r = 46.2$ ;  $\rho = 1000$  kg/m<sup>3</sup>

Air Temperature: 25.3 deg C; Liquid Temperature: 24.3 deg C

Area scan setting: Find secondary maxima within 2 dB, and with a peak SAR value greater than 0.0012 mW/g

Zoom scan setting: Maximum number of cubes to measure is 2

Phantom section: Flat Section

DASY4 Configuration:

- Probe: EX3DV3 - SN3506 ; ConvF(4.19, 4.19, 4.19) ; Calibrated: 2004/3/19
- Sensor-Surface: 4mm (Mechanical Surface Detection)
- Electronics: DAE3 Sn510 ; Calibrated: 2004/8/17
- Phantom: SAM 12; Type: SAM V4.0; Serial: TP-1202
- Measurement SW: DASY4, V4.4 Build 3; Postprocessing SW: SEMCAD, V1.8 Build 130

**Middle Channel-5785/Area Scan (10x13x1):** Measurement grid: dx=10mm, dy=10mm

Maximum value of SAR (measured) = 0.194 mW/g

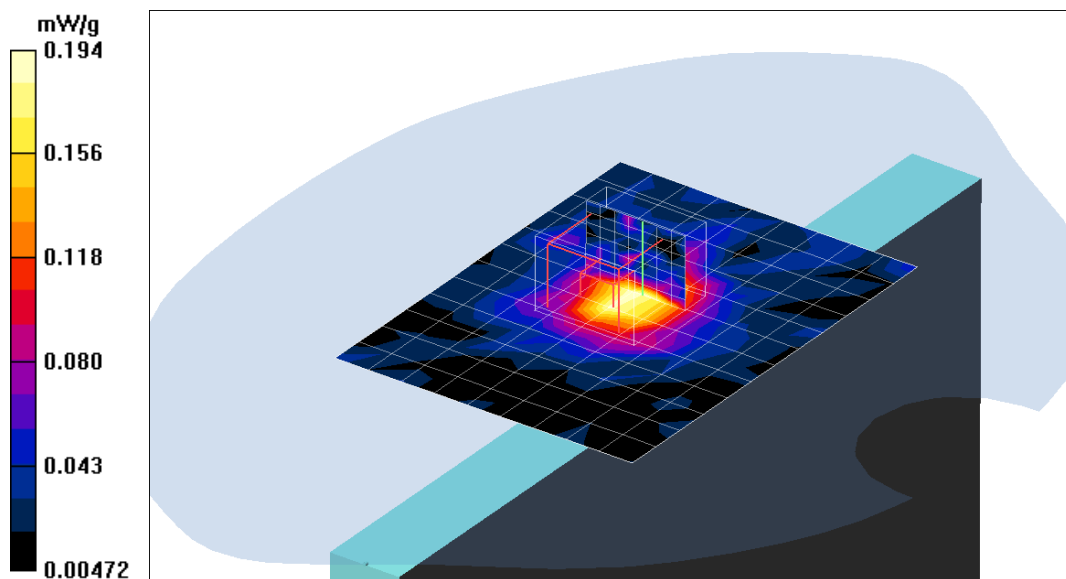
**Middle Channel-5785/Zoom Scan (8x8x8)/Cube 0:** Measurement grid: dx=4.3mm, dy=4.3mm, dz=3mm

Reference Value = 5.65 V/m

Peak SAR (extrapolated) = 0.270 W/kg

**SAR(1 g) = 0.160mW/g; SAR(10 g) = 0.130 mW/g**

Maximum value of SAR (measured) = 0.199 mW/g



Test Laboratory: Advance Data Technology

### WMIA-123AG47-Mode 15 Tip 15mm 11A(Antenna\_right-B)-1

DUT: Table PC; Type: WMIA-123AG47; Serial: N/A

Communication System: 802.11A; Frequency: 5825 MHz; Duty Cycle: 1:1

Medium parameters used:  $f = 5825$  MHz;  $\sigma = 6.24$  mho/m;  $\epsilon_r = 46.1$ ;  $\rho = 1000$  kg/m<sup>3</sup>

Air Temperature: 25.3 deg C; Liquid Temperature: 24.3 deg C

Area scan setting: Find secondary maxima within 2 dB, and with a peak SAR value greater than 0.0012 mW/g

Zoom scan setting: Maximum number of cubes to measure is 2

Phantom section: Flat Section

DASY4 Configuration:

- Probe: EX3DV3 - SN3506 ; ConvF(4.19, 4.19, 4.19) ; Calibrated: 2004/3/19
- Sensor-Surface: 4mm (Mechanical Surface Detection)
- Electronics: DAE3 Sn510 ; Calibrated: 2004/8/17
- Phantom: SAM 12; Type: SAM V4.0; Serial: TP-1202
- Measurement SW: DASY4, V4.4 Build 3; Postprocessing SW: SEMCAD, V1.8 Build 130

**High Channel-5825/Area Scan (9x13x1):** Measurement grid: dx=10mm, dy=10mm

Maximum value of SAR (measured) = 0.172 mW/g

**High Channel-5825/Zoom Scan (8x8x8)/Cube 0:** Measurement grid: dx=4.3mm, dy=4.3mm, dz=3mm

Reference Value = 4.67 V/m

Peak SAR (extrapolated) = 0.332 W/kg

SAR(1 g) = **0.210 mW/g**; SAR(10 g) = **0.150 mW/g**

Maximum value of SAR (measured) = 0.222 mW/g

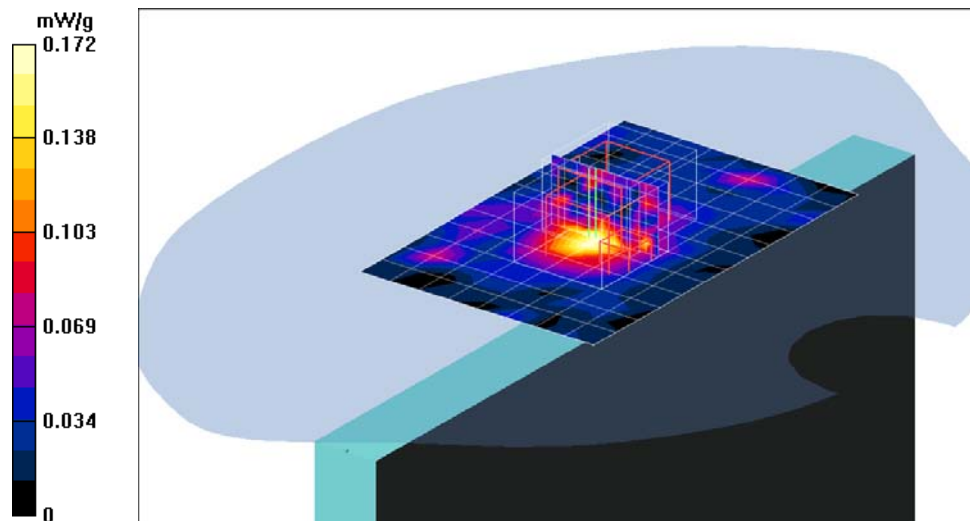
**High Channel-5825/Zoom Scan (8x8x8)/Cube 1:** Measurement grid: dx=4.3mm, dy=4.3mm, dz=3mm

Reference Value = 4.67 V/m

Peak SAR (extrapolated) = 0.293 W/kg

SAR(1 g) = **0.186 mW/g**; SAR(10 g) = **0.130 mW/g**

Maximum value of SAR (measured) = 0.196 mW/g



Test Laboratory: Advance Data Technology

### WMIA-123AG47-Mode 16 Tip 15mm 11A(Antenna\_right-B)-1

**DUT: Table PC; Type: WMIA-123AG47; Serial: N/A**

Communication System: 802.11A; Frequency: 5210 MHz; Duty Cycle: 1:1

Medium parameters used:  $f = 5210$  MHz;  $\sigma = 5.38$  mho/m;  $\epsilon_r = 47.3$ ;  $\rho = 1000$  kg/m<sup>3</sup>

Air Temperature: 25.3 deg C; Liquid Temperature: 24.3 deg C

Area scan setting: Find secondary maxima within 2 dB, and with a peak SAR value greater than 0.0012 mW/g

Zoom scan setting: Maximum number of cubes to measure is 2

Phantom section: Flat Section

DASY4 Configuration:

- Probe: EX3DV3 - SN3506 ; ConvF(4.57, 4.57, 4.57) ; Calibrated: 2004/3/19
- Sensor-Surface: 4mm (Mechanical Surface Detection)
- Electronics: DAE3 Sn510 ; Calibrated: 2004/8/17
- Phantom: SAM 12; Type: SAM V4.0; Serial: TP-1202
- Measurement SW: DASY4, V4.4 Build 3; Postprocessing SW: SEMCAD, V1.8 Build 130

**Middle Channel-5210 TURBO/Area Scan (9x11x1):** Measurement grid: dx=10mm, dy=10mm

Maximum value of SAR (measured) = 0.193 mW/g

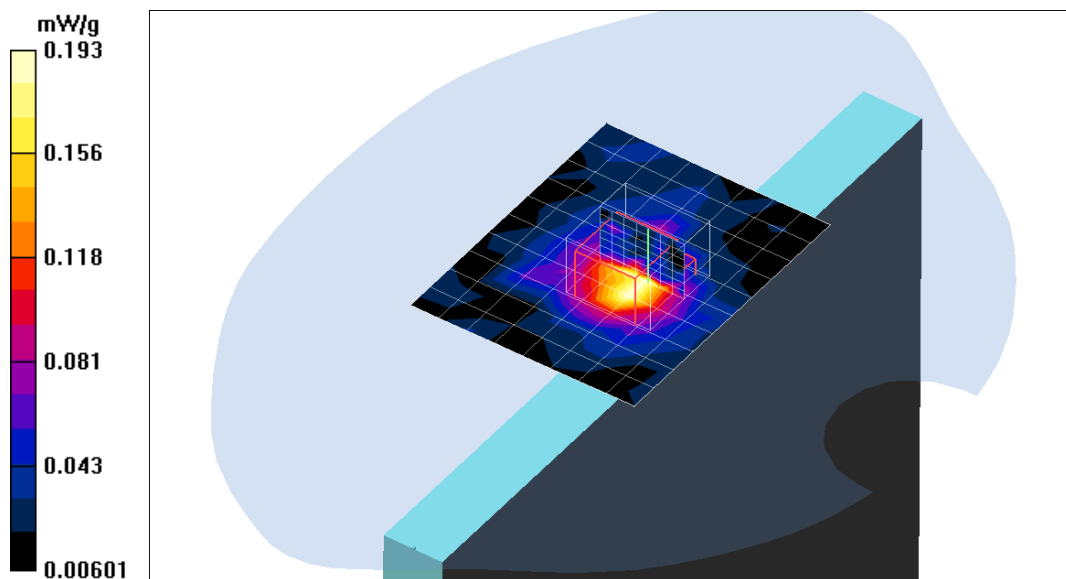
**Middle Channel-5210 TURBO/Zoom Scan (8x8x8)/Cube 0:** Measurement grid: dx=4.3mm, dy=4.3mm, dz=3mm

Reference Value = 6.09 V/m

Peak SAR (extrapolated) = 0.489 W/kg

**SAR(1 g) = 0.157 mW/g; SAR(10 g) = 0.102 mW/g**

Maximum value of SAR (measured) = 0.214 mW/g



Test Laboratory: Advance Data Technology

### WMIA-123AG47-Mode 16 Tip 15mm 11A(Antenna\_right-B)-1

**DUT: Table PC; Type: WMIA-123AG47; Serial: N/A**

Communication System: 802.11A; Frequency: 5250 MHz; Duty Cycle: 1:1

Medium parameters used:  $f = 5250$  MHz;  $\sigma = 5.43$  mho/m;  $\epsilon_r = 47.2$ ;  $\rho = 1000$  kg/m<sup>3</sup>

Air Temperature: 25.3 deg C; Liquid Temperature: 24.3 deg C

Area scan setting: Find secondary maxima within 2 dB, and with a peak SAR value greater than 0.0012 mW/g

Zoom scan setting: Maximum number of cubes to measure is 2

Phantom section: Flat Section

DASY4 Configuration:

- Probe: EX3DV3 - SN3506 ; ConvF(4.57, 4.57, 4.57) ; Calibrated: 2004/3/19
- Sensor-Surface: 4mm (Mechanical Surface Detection)
- Electronics: DAE3 Sn510 ; Calibrated: 2004/8/17
- Phantom: SAM 12; Type: SAM V4.0; Serial: TP-1202
- Measurement SW: DASY4, V4.4 Build 3; Postprocessing SW: SEMCAD, V1.8 Build 130

**Middle Channel-5250 TURBO/Area Scan (10x12x1):** Measurement grid: dx=10mm, dy=10mm

Maximum value of SAR (measured) = 0.245 mW/g

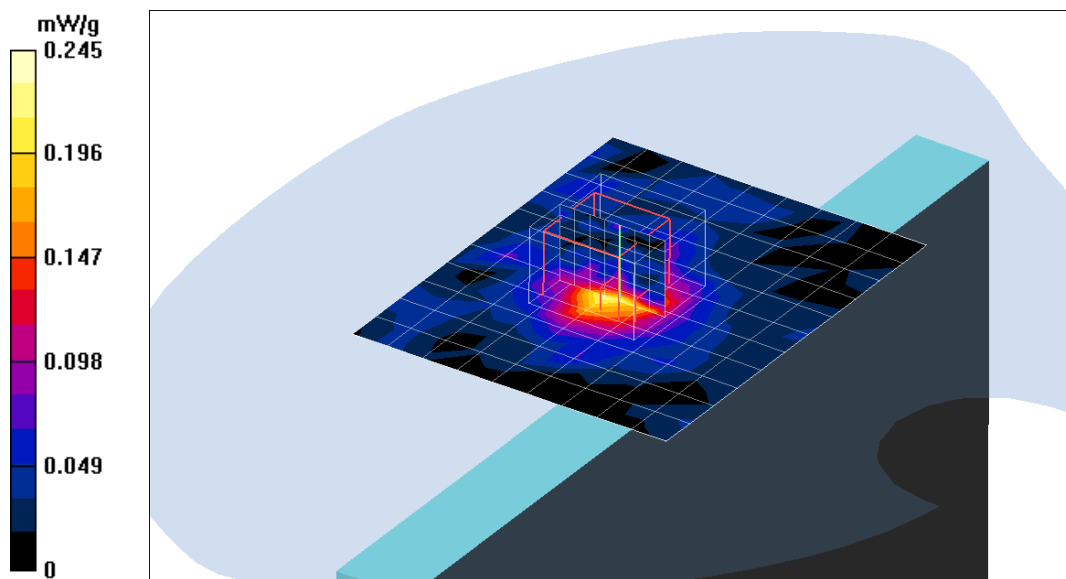
**Middle Channel-5250 TURBO/Zoom Scan (8x8x8)/Cube 0:** Measurement grid: dx=4.3mm, dy=4.3mm, dz=3mm

Reference Value = 6.12 V/m

Peak SAR (extrapolated) = 0.440 W/kg

**SAR(1 g) = 0.169 mW/g; SAR(10 g) = 0.106 mW/g**

Maximum value of SAR (measured) = 0.228 mW/g



Test Laboratory: Advance Data Technology

### WMIA-123AG47-Mode 16 Tip 15mm 11A(Antenna\_right-B)-1

**DUT: Table PC; Type: WMIA-123AG47; Serial: N/A**

Communication System: 802.11A; Frequency: 5290 MHz; Duty Cycle: 1:1

Medium parameters used:  $f = 5290$  MHz;  $\sigma = 5.43$  mho/m;  $\epsilon_r = 47.2$ ;  $\rho = 1000$  kg/m<sup>3</sup>

Air Temperature: 25.3 deg C; Liquid Temperature: 24.3 deg C

Area scan setting: Find secondary maxima within 2 dB, and with a peak SAR value greater than 0.0012 mW/g

Zoom scan setting: Maximum number of cubes to measure is 2

Phantom section: Flat Section

DASY4 Configuration:

- Probe: EX3DV3 - SN3506 ; ConvF(4.57, 4.57, 4.57) ; Calibrated: 2004/3/19
- Sensor-Surface: 4mm (Mechanical Surface Detection)
- Electronics: DAE3 Sn510 ; Calibrated: 2004/8/17
- Phantom: SAM 12; Type: SAM V4.0; Serial: TP-1202
- Measurement SW: DASY4, V4.4 Build 3; Postprocessing SW: SEMCAD, V1.8 Build 130

**Middle Channel-5290 TURBO/Area Scan (10x12x1):** Measurement grid: dx=10mm, dy=10mm

Maximum value of SAR (measured) = 0.229 mW/g

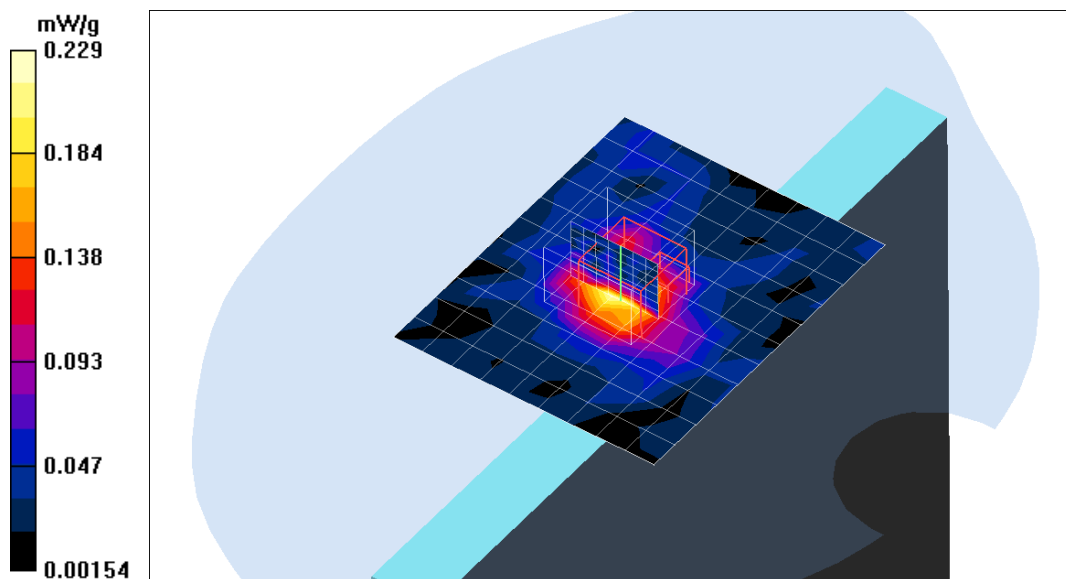
**Middle Channel-5290 TURBO/Zoom Scan (8x8x8)/Cube 0:** Measurement grid: dx=4.3mm, dy=4.3mm, dz=3mm

Reference Value = 5.72 V/m

Peak SAR (extrapolated) = 0.362 W/kg

**SAR(1 g) = 0.157 mW/g; SAR(10 g) = 0.097 mW/g**

Maximum value of SAR (measured) = 0.233 mW/g





Test Laboratory: Advance Data Technology

### WMIA-123AG47-Mode 16 Tip 15mm 11A(Antenna\_right-B)-1

**DUT: Table PC; Type: WMIA-123AG47; Serial: N/A**

Communication System: 802.11A; Frequency: 5760 MHz; Duty Cycle: 1:1

Medium parameters used:  $f = 5760$  MHz;  $\sigma = 6.14$  mho/m;  $\epsilon_r = 46.2$ ;  $\rho = 1000$  kg/m<sup>3</sup>

Air Temperature: 25.3 deg C; Liquid Temperature: 24.3 deg C

Area scan setting: Find secondary maxima within 2 dB, and with a peak SAR value greater than 0.0012 mW/g

Zoom scan setting: Maximum number of cubes to measure is 2

Phantom section: Flat Section

DASY4 Configuration:

- Probe: EX3DV3 - SN3506 ; ConvF(4.19, 4.19, 4.19) ; Calibrated: 2004/3/19
- Sensor-Surface: 4mm (Mechanical Surface Detection)
- Electronics: DAE3 Sn510 ; Calibrated: 2004/8/17
- Phantom: SAM 12; Type: SAM V4.0; Serial: TP-1202
- Measurement SW: DASY4, V4.4 Build 3; Postprocessing SW: SEMCAD, V1.8 Build 130

**Middle Channel-5760 TURBO/Area Scan (10x13x1):** Measurement grid: dx=10mm, dy=10mm

Maximum value of SAR (measured) = 0.251 mW/g

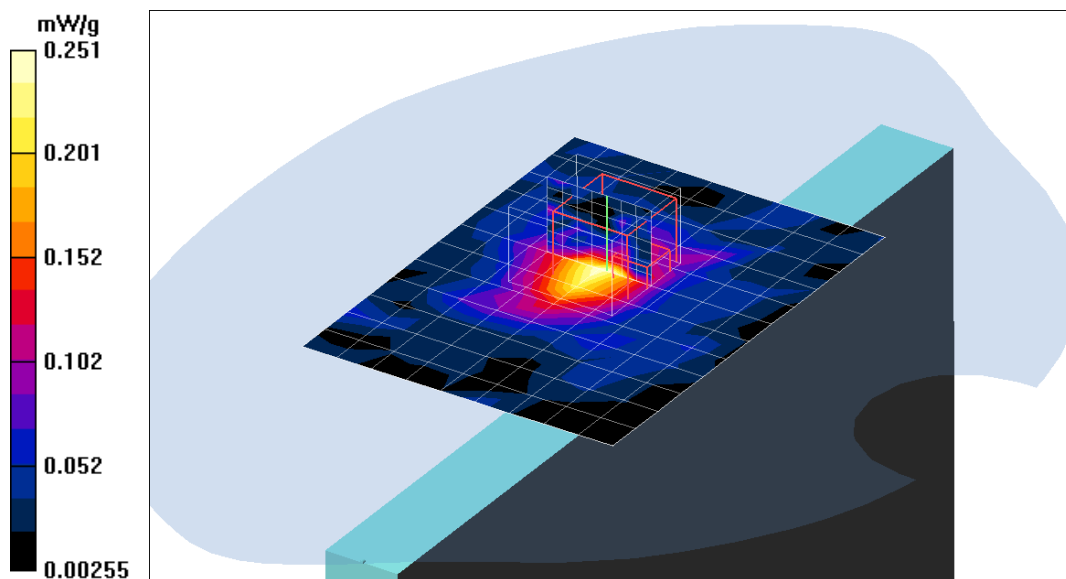
**Middle Channel-5760 TURBO/Zoom Scan (8x8x8)/Cube 0:** Measurement grid: dx=4.3mm, dy=4.3mm, dz=3mm

Reference Value = 5.35 V/m

Peak SAR (extrapolated) = 0.418 W/kg

**SAR(1 g) = 0.210 mW/g; SAR(10 g) = 0.180 mW/g**

Maximum value of SAR (measured) = 0.265 mW/g



Test Laboratory: Advance Data Technology

### WMIA-123AG47-Mode 16 Tip 15mm 11A(Antenna\_right-B)-1

DUT: Table PC; Type: WMIA-123AG47; Serial: N/A

Communication System: 802.11A; Frequency: 5800 MHz; Duty Cycle: 1:1

Medium parameters used:  $f = 5800$  MHz;  $\sigma = 6.21$  mho/m;  $\epsilon_r = 46.2$ ;  $\rho = 1000$  kg/m<sup>3</sup>

Air Temperature: 25.3 deg C; Liquid Temperature: 24.3 deg C

Area scan setting: Find secondary maxima within 2 dB, and with a peak SAR value greater than 0.0012 mW/g

Zoom scan setting: Maximum number of cubes to measure is 2

Phantom section: Flat Section

DASY4 Configuration:

- Probe: EX3DV3 - SN3506 ; ConvF(4.19, 4.19, 4.19) ; Calibrated: 2004/3/19
- Sensor-Surface: 4mm (Mechanical Surface Detection)
- Electronics: DAE3 Sn510 ; Calibrated: 2004/8/17
- Phantom: SAM 12; Type: SAM V4.0; Serial: TP-1202
- Measurement SW: DASY4, V4.4 Build 3; Postprocessing SW: SEMCAD, V1.8 Build 130

**Middle Channel-5800 TURBO/Area Scan (10x13x1):** Measurement grid: dx=10mm, dy=10mm

Maximum value of SAR (measured) = 0.197 mW/g

**Middle Channel-5800 TURBO/Zoom Scan (8x8x8)/Cube 0:** Measurement grid: dx=4.3mm, dy=4.3mm, dz=3mm

Reference Value = 5.27 V/m

Peak SAR (extrapolated) = 0.707 W/kg

**SAR(1 g) = 0.187 mW/g; SAR(10 g) = 0.186 mW/g**

Maximum value of SAR (measured) = 0.228 mW/g

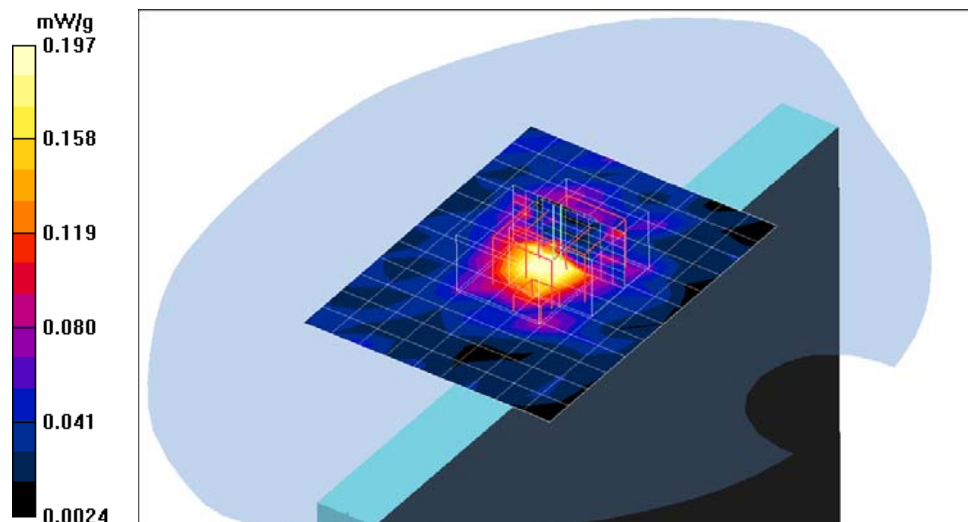
**Middle Channel-5800 TURBO/Zoom Scan (8x8x8)/Cube 1:** Measurement grid: dx=4.3mm, dy=4.3mm, dz=3mm

Reference Value = 5.27 V/m

Peak SAR (extrapolated) = 0.787 W/kg

**SAR(1 g) = 0.207 mW/g; SAR(10 g) = 0.160 mW/g**

Maximum value of SAR (measured) = 0.254 mW/g



Test Laboratory: Advance Data Technology

## **D5GHz V2 SN 1018**

**DUT: Dipole 5GHz ; Type: D5GHz V2; Serial: 1018**

Communication System: CW5GHz; Frequency: 5200 MHz; Duty Cycle: 1:1

Medium parameters used:  $f = 5200$  MHz;  $\sigma = 5.4$  mho/m;  $\epsilon_r = 47.4$ ;  $\rho = 1000$  kg/m<sup>3</sup>

Air Temperature: 25.3 deg C; Liquid Temperature: 24.3 deg C

Phantom section: Flat Section

DASY4 Configuration:

- Probe: EX3DV3 - SN3506 ; ConvF(4.57, 4.57, 4.57) ; Calibrated: 2004/3/19
- Sensor-Surface: 2.5mm (Mechanical Surface Detection) Sensor-Surface: 0mm (Fix Surface)
- Electronics: DAE3 Sn510 ; Calibrated: 2004/8/17
- Phantom: SAM 12; Type: SAM V4.0; Serial: TP-1202
- Measurement SW: DASY4, V4.4 Build 3; Postprocessing SW: SEMCAD, V1.8 Build 130

**Pin=250mW, d=10mm f=5200MHz/Area Scan (8x8x1):** Measurement grid:

dx=10mm, dy=10mm

Maximum value of SAR (measured) = 24.4 mW/g

**Pin=250mW, d=10mm f=5200MHz/Z Scan (1x1x21):** Measurement grid:

dx=20mm, dy=20mm, dz=5mm

Maximum value of SAR (measured) = 77.3 mW/g

**Pin=250mW, d=10mm f=5200MHz/Zoom Scan (8x8x8)/Cube 0:**

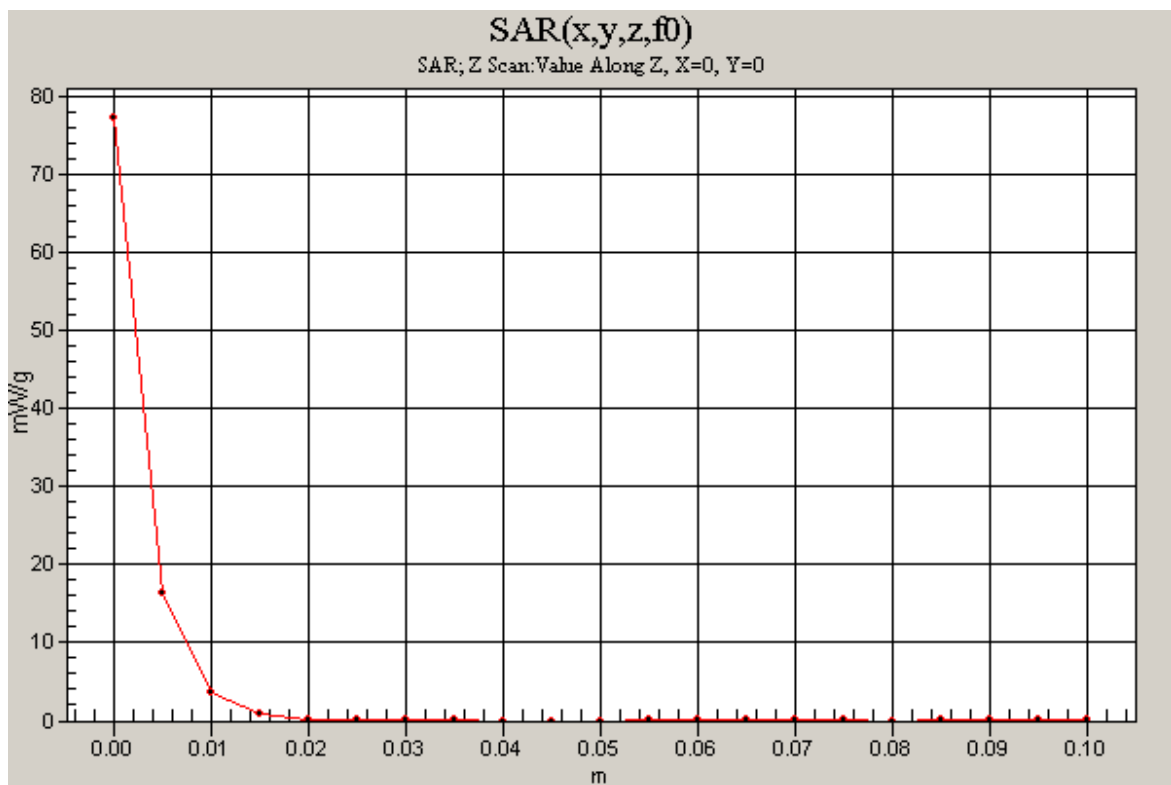
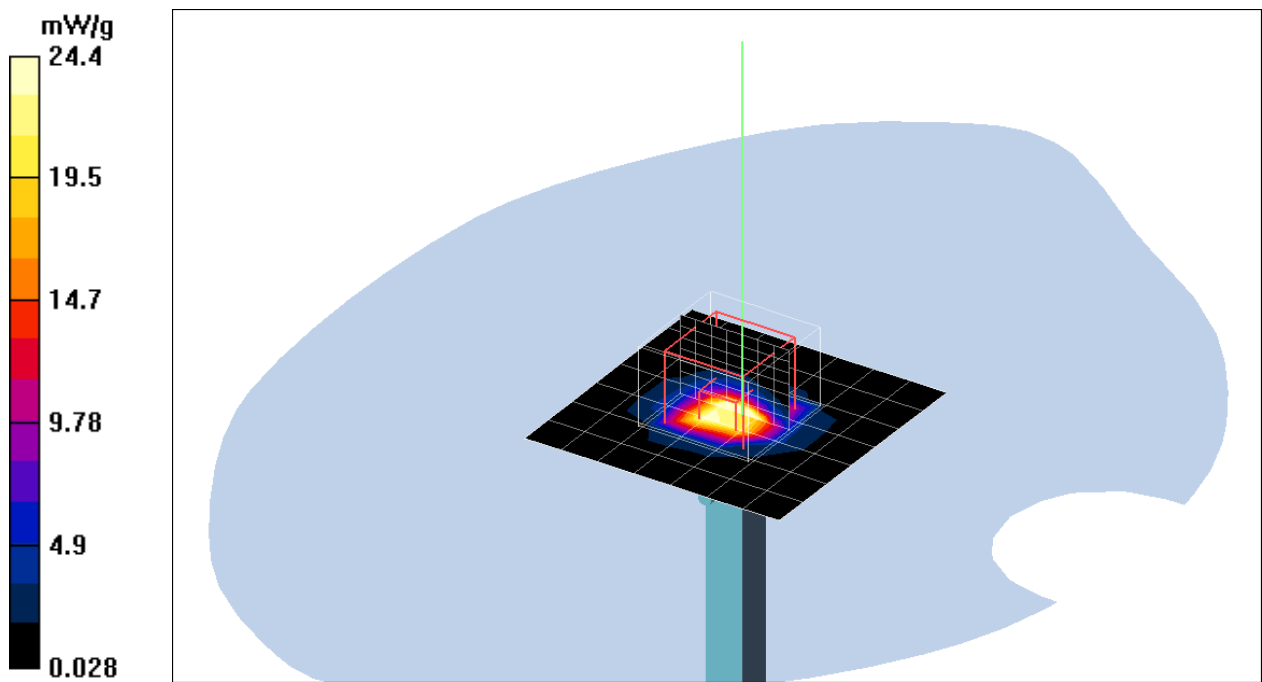
Measurement grid: dx=4.3mm, dy=4.3mm, dz=3mm

Reference Value = 90.9 V/m; Power Drift = -0.0 dB

Peak SAR (extrapolated) = 73 W/kg

**SAR(1 g) = 19.7 mW/g; SAR(10 g) = 6 mW/g**

Maximum value of SAR (measured) = 35.8 mW/g



Test Laboratory: Advance Data Technology

## **D5GHz V2 SN 1018**

**DUT: Dipole 5GHz ; Type: D5GHz V2; Serial: 1018**

Communication System: CW5GHz; Frequency: 5800 MHz; Duty Cycle: 1:1

Medium parameters used:  $f = 5800$  MHz;  $\sigma = 6.2$  mho/m;  $\epsilon_r = 46.2$ ;  $\rho = 1000$  kg/m<sup>3</sup>

Air Temperature: 25.3 deg C; Liquid Temperature: 24.3 deg C

Phantom section: Flat Section

DASY4 Configuration:

- Probe: EX3DV3 - SN3506 ; ConvF(4.19, 4.19, 4.19) ; Calibrated: 2004/3/19
- Sensor-Surface: 2.5mm (Mechanical Surface Detection) Sensor-Surface: 0mm (Fix Surface)
- Electronics: DAE3 Sn510 ; Calibrated: 2004/8/17
- Phantom: SAM 12; Type: SAM V4.0; Serial: TP-1202
- Measurement SW: DASY4, V4.4 Build 3; Postprocessing SW: SEMCAD, V1.8 Build 130

**Pin=250mW, d=10mm f=5800MHz/Area Scan (8x8x1):** Measurement grid:

dx=10mm, dy=10mm

Maximum value of SAR (measured) = 23.5 mW/g

**Pin=250mW, d=10mm f=5800MHz/Z Scan (1x1x21):** Measurement grid:

dx=20mm, dy=20mm, dz=5mm

Maximum value of SAR (measured) = 78.7 mW/g

**Pin=250mW, d=10mm f=5800MHz/Zoom Scan (8x8x8)/Cube 0:**

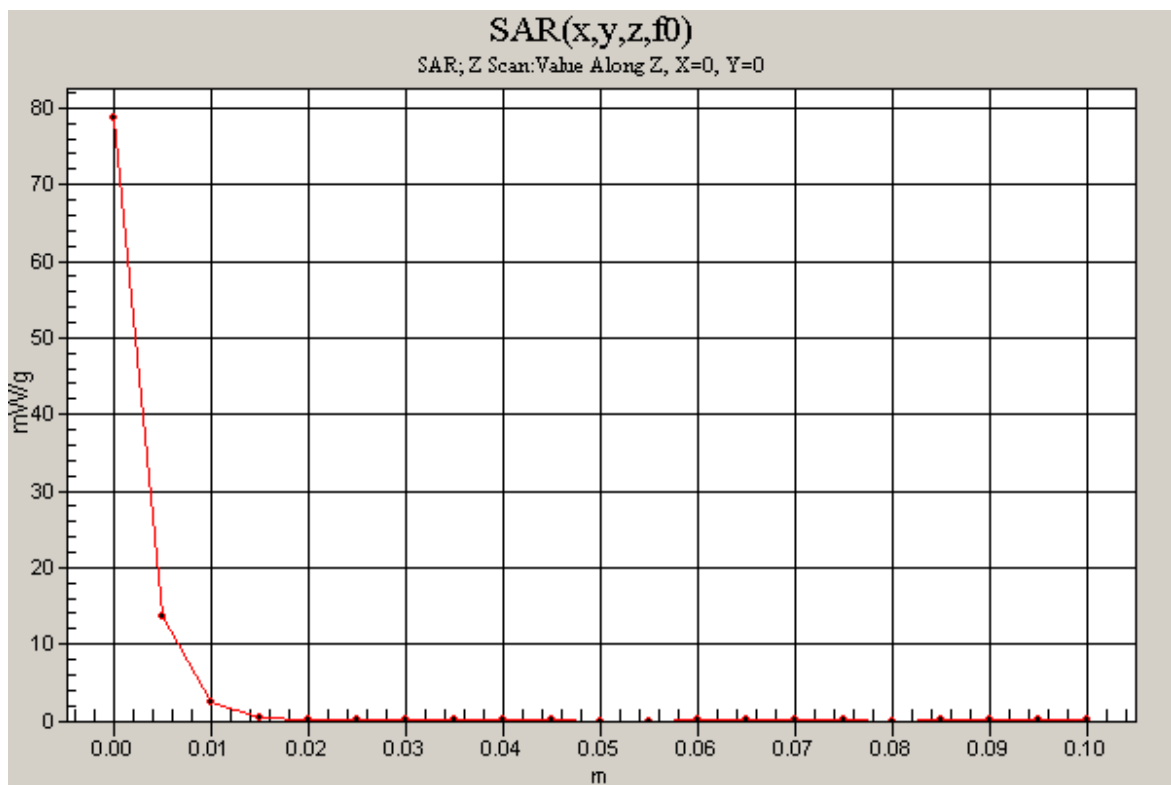
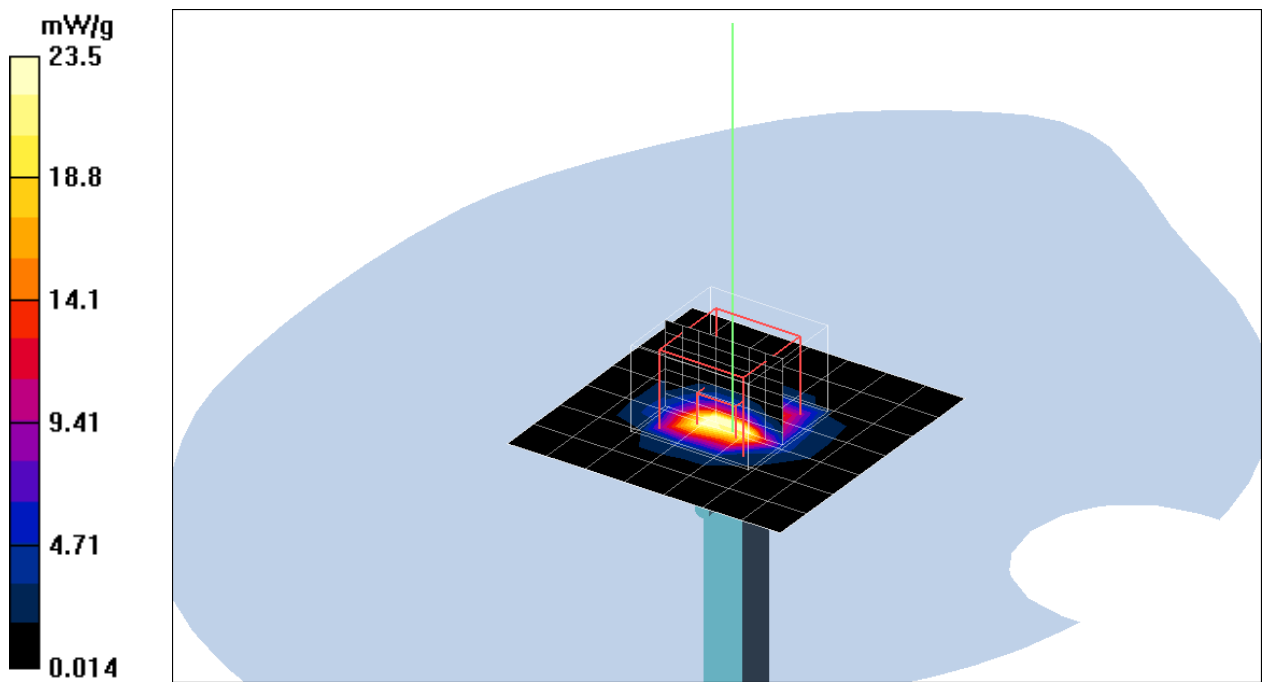
Measurement grid: dx=4.3mm, dy=4.3mm, dz=3mm

Reference Value = 83.8 V/m; Power Drift = 0.0 dB

Peak SAR (extrapolated) = 77.4 W/kg

**SAR(1 g) = 18.4 mW/g; SAR(10 g) = 5.55 mW/g**

Maximum value of SAR (measured) = 33.9 mW/g



Test Laboratory: Advance Data Technology

### System Validation Check-MSL 2450MHz

**DUT: Dipole 2450 MHz ; Type: D2450V2 ; Serial: 716 ; Test Frequency: 2450 MHz**

Communication System: CW ; Frequency: 2450 MHz; Duty Cycle: 1:1; Modulation type: CW  
 Medium: MSL2450; Medium parameters used:  $f = 2450$  MHz;  $\sigma = 2.02$  mho/m;  $\epsilon_r = 50.8$ ;  $\rho = 1000$  kg/m<sup>3</sup> ; Liquid level : 150 mm

Phantom section: Flat Section ; Separation distance : 10 mm (The feetpoint of the dipole to the Phantom) Air temp. : 22.0 degrees ; Liquid temp. : 21.0 degrees

DASY4 Configuration:

- Probe: ET3DV6 - SN1687 ; ConvF(4.23, 4.23, 4.23) ; Calibrated: 2004/8/26
- Sensor-Surface: 4mm (Mechanical Surface Detection)
- Electronics: DAE3 Sn510; Calibrated: 2004/8/17
- Phantom: SAM 12; Type: SAM V4.0; Serial: TP 1202
- Measurement SW: DASY4, V4.4 Build 3; Postprocessing SW: SEMCAD, V1.8 Build 130

**d=10mm, Pin=250mW/Area Scan (5x7x1):** Measurement grid: dx=15mm, dy=15mm  
 Maximum value of SAR (measured) = 13.1 mW/g

**d=10mm, Pin=250mW/Zoom Scan (7x7x7)/Cube 0:** Measurement grid: dx=5mm, dy=5mm, dz=5mm  
 Reference Value = 84.4 V/m; Power Drift = -0.1 dB  
 Peak SAR (extrapolated) = 17.1 W/kg

**SAR(1 g) = 11.5 mW/g; SAR(10 g) = 5.85 mW/g**  
 Maximum value of SAR (measured) = 13.4 mW/g

