

TEST REPORT N°: BVCK09FE121MTHS

TEST REPORT

To:	CABEN ASIA PACIFIC LTD.	To:	-
Attn:	Sandy Yu	Attn:	-
Address:	9/F, Tal building, 49 Austin Road, TST, Kowloon, Hong Kong	Address:	-
Fax:	86-755-8831-2343	Fax:	-
E-mail:	sandy@caben.com.hk	E-mail:	-
Offer No.:	BVCK09FE25-01MTHS-A0		

Factory name:	--
Location:	--
Product:	00068451200070 Radio Control ATV (Blue) in 49.860MHz MODEL: --





Sample No:	(5209) 050-0146
Test date:	February 28, 2009
Test Requested:	FCC Part 15 Certification Procedure
Test Method:	ANSI C63.4 – 2003
FCC ID:	MVH04979668451BRX

The results given in this report are related to the tested specimen of the described electrical apparatus.

CONCLUSION: The submitted sample was found to **COMPLY** with requirement of FCC Part 15 Subpart B.

Authorized Signature:

	
Reviewed by: Eric Wong	Approved by: Steven Tsang
Date: March 16, 2009	Date: March 16, 2009

BUREAU VERITAS HONG KONG LIMITED –
Unit 1611, 1614 & 1615,
16/F, VANTA INDUSTRIAL CENTRE 21-33,
TAI LIN PAI ROAD, KWAI CHUNG, N.T.
HONG KONG
Tel: +852 2494 4676
Fax: +852 2426 0613
Email: bvcps.electrical@hk.bureauveritas.com

This report is governed by, and incorporates by reference, the Conditions of Testing as posted at the date of issuance of this report at <http://cps.bureauveritas.com> and is intended for your exclusive use. Any copying or replication of this report to or for any other person or entity, or use of our name or trademark, is permitted only with our prior written permission. This report sets forth our findings solely with respect to the test samples identified herein. The results set forth in this report are not indicative or representative of the quality or characteristics of the lot from which a test sample was taken or any similar or identical product unless specifically and expressly noted. Our report includes all of the tests requested by you and the results thereof based upon the information that you provided to us. You have 60 days from date of issuance of this report to notify us of any material error or omission caused by our negligence, provided, however, that such notice shall be in writing and shall specifically address the issue you wish to raise. A failure to raise such issue within the prescribed time shall constitute your unqualified acceptance of the completeness of this report, the tests conducted and the correctness of the report contents.



TEST REPORT N°: BVCK09FE121MTHS

Location of the test site

Radiated and Conducted emissions measurements are investigated and taken pursuant to the procedures of ANSI C63.4 – 2003. An Open Area Test Site and Full Anechoic Chamber (FCC Listed Site, Registration No. 642151) are set up for investigation and located at :

BUREAU VERITAS HONG KONG LIMITED, EMC CENTRE

No. 2106-2107, 21/F., Westin Centre,
26 Hung To Road,
Kwun Tong, Kowloon,
Hong Kong

List of measuring equipment

Radiated Emission

EQP NO.	DESCRIPTION	MANUFACTURER	MODEL NO.	SERIAL NO.	CALIBRATION DUE
M0008	EMI TEST RECEIVER	R&S	ESCI	100379	13-APR-2009
M0012	HF LOOP ANTENNA	SCHAFFNER	HLA 6120	21728	14-NOV-2009
M0011	BILOG ANTENNA	SCHAFFNER	CBL6112D	25229	31-JAN-2010
M0027	OPEN AREA TEST SITE	BVCPS	N/A	N/A	05-JULY-2009
M0028	ANECHOIC CHAMBER	ALBATROSS	M-CDC	80374004499B	09-JULY-2009

Remarks:-

N/A : Not Applicable or Not Available

The measurement instrumentation uncertainty would be taking into consideration on each of the test result

TEST REPORT N°: BVCK09FE121MTHS

Equipment Under Test [EUT]

Description of Sample:

Model Name: 00068451200070 Radio Control ATV (Blue) in 49.860MHz

Model Number: --

Rating: 6Vd.c ("AA" size battery x 4)

Description of EUT Operation:

The Equipment Under Test (EUT) is a CABEN ASIA PACIFIC LTD of Radio Control toy. The EUT is superregenerative receiver and operating at 49.86MHz.

Antenna Requirement (Section 15.203)

The EUT is use of a permanently antenna. The antenna consists of 39.5cm long single wire. It is soldered on the PCB. The antenna is not replaceable or user serviceable. The requirement of S15.203 are met. There are no deviations or exceptions to the specifications.

Photo of Antenna



TEST REPORT N°: BVCK09FE121MTHS

Radiated Emissions (30MHz – 1GHz)

Test Requirement: FCC Part 15 Section 15.109

Test Method: ANSI C63.4 (12.1.1.1)

Test Date(s): 2009-02-28

Mode of Operation: Receiver mode

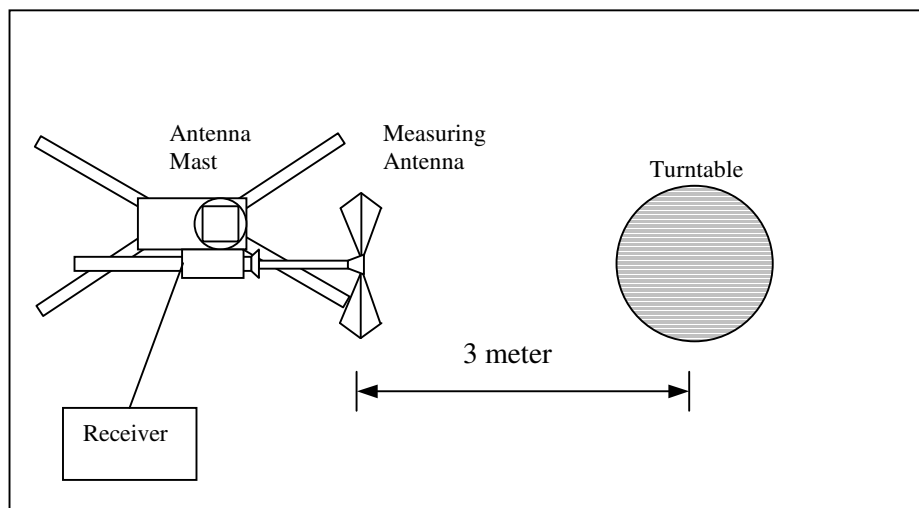
Test Procedure:

Radiated emissions measurements are investigated and taken pursuant to the procedures of ANSI C63.4 – 2003.

The equipment under test (EUT) was placed on a non-conductive turntable with dimensions of 1.5m x 1m and 0.8m high above the ground. 3m from the EUT, a broadband antenna mounting on the mast received the signal strength. During the test, each emission was maximized by: having the EUT continuously working, investigated all operating modes, rotated about all 3 axis (X, Y & Z) and considered typical configuration to obtain worst position, manipulating interconnecting cables, For battery operated equipment, the equipment tests shall be perform using new battery. The turntable was rotated to maximize the emission level. The antenna was then moving along the mast from 1m up to 4m until no more higher value was found. Both horizontal and vertical polarization of the antenna were placed and investigated.

For below 30MHz, a loop antenna with its vertical plane is place 3m from the EUT and rotated about its vertical axis for maximum response at each azimuth about the EUT. And the centre of the loop shall be 1m above the ground.

Test Setup: Open Area Test Site



TEST REPORT N°: BVCK09FE121MTHS

Limits for Radiated Emissions [FCC 47 CFR 15.109]:

Frequency Range [MHz]	Quasi-Peak Limits [μV/m]
30-88	100
88-216	150
216-960	200
Above 960	500

Measurement Data

Test Result of (Receiver mode): PASS

Detection mode: Quasi-Peak

Frequency (MHz)	Polarity (H/V)	Antenna Factor and Cable Loss (dB/m)	Field Strength at 3m (dBμV/m)	Limit at 3m (dBμV/m)	Margin (dB)
50.24	V	10.4	20.8	40.0	-19.2
100.48	H	14.9	21.2	43.5	-22.3
150.72	H	14.8	21.2	43.5	-22.3
200.96	H	15.2	21.5	43.5	-22.0
251.20	H	18.0	26.8	46.0	-19.2
301.44	H	21.1	28.3	46.0	-17.7

Note: Field Strength includes Antenna Factor and Cable Loss.

During the test shall be used to radiate an unmodulated CW signal to a superregenerative receiver at its operating frequency in order to "cohere" or to resolve the individual components of the characteristic broadband emissions from such a receiver. The level of the signal may need to be increased for this to occur.

Receiver setting: RBW = 120KHz
VBW = 120KHz

TEST REPORT N°: BVCK09FE121MTHS

Photographs of EUT

Front View of the product



Rear View of the product




Front View of the product




Rear View of the product



Inner Circuit Top View



Inner Circuit Bottom View




BUREAU VERITAS HONG KONG LIMITED –
Unit 1611, 1614 & 1615,
16/F, VANTA INDUSTRIAL CENTRE 21-33,
TAI LIN PAI ROAD, KWAI CHUNG, N.T.
HONG KONG
 Tel: +852 2494 4676
 Fax: +852 2426 0613
 Email: bvcpes.electrical@hk.bureauveritas.com


This report is governed by, and incorporates by reference, the Conditions of Testing as posted at the date of issuance of this report at <http://cps.bureauveritas.com> and is intended for your exclusive use. Any copying or replication of this report to or for any other person or entity, or use of our name or trademark, is permitted only with our prior written permission. This report sets forth our findings solely with respect to the test samples identified herein. The results set forth in this report are not indicative or representative of the quality or characteristics of the lot from which a test sample was taken or any similar or identical product unless specifically and expressly noted. Our report includes all of the tests requested by you and the results thereof based upon the information that you provided to us. You have 60 days from date of issuance of this report to notify us of any material error or omission caused by our negligence, provided, however, that such notice shall be in writing and shall specifically address the issue you wish to raise. A failure to raise such issue within the prescribed time shall constitute your unqualified acceptance of the completeness of this report, the tests conducted and the correctness of the report contents.

TEST REPORT N°: BVCK09FE121MTHS

Front View of the internal Photo




Rear View of the internal photo




Battery Cover



Battery compartment



Antenna



TEST REPORT N°: BVCK09FE121MTHS

Measurement of Radiated Emission Test Set Up



******* End of Report *******