



PHOTOGRAPHS OF TEST SETUP


Test mode No: GWP-SLCR2-BT




Radiated spurious emission Test Setup-1 left ears(Below 30MHz)




Radiated spurious emission Test Setup-2 right ears(Below 30MHz)




Radiated spurious emission Test Setup-1 left ears(Below 1GHz)



Radiated spurious emission Test Setup-2 right ears(Below 1GHz)



Radiated spurious emission Test Setup-1 left ears(Above 1GHz)



Radiated spurious emission Test Setup-2 right ears(Above 1GHz)



Radiated spurious emission Test Setup
There are absorbing materials under the ground.



Conducted Emissions