



<b>Prüfbericht-Nr.:</b> <i>Test Report No.:</i>	<b>17056805 001</b>	<b>Auftrags-Nr.:</b> <i>Order No.:</i>	<b>164052855</b>	<b>Seite 1 von 71</b> <i>Page 1 of 71</i>	
<b>Kunden-Referenz-Nr.:</b> <i>Client Reference No.:</i>	<b>N/A</b>	<b>Auftragsdatum:</b> <i>Order date:</i>	<b>07.01.2016</b>		
<b>Auftraggeber:</b> <i>Client:</i>	<b>Country Mate Technology Ltd</b> 5/F., Block E, Hing Yip Centre 31 Hing Yip St., Kwun Tong, Kln., H.K.				
<b>Prüfgegenstand:</b> <i>Test item:</i>	<b>Bluetooth Earpods</b>				
<b>Bezeichnung / Typ-Nr.:</b> <i>Identification / Type No.:</i>	<b>NS-CAHBT02-BK, NS-CAHBT02-BL, NS-CAHBT02-BK-C, NS-CAHBT02-BL-C</b>				
<b>Auftrags-Inhalt:</b> <i>Order content:</i>	<b>FCC/IC Certification</b>				
<b>Prüfgrundlage:</b> <i>Test specification:</i>	<b>CFR47 FCC Part 15: Subpart C Section 15.247</b> CFR47 FCC Part 15: Subpart B Section 15.109 RSS-247 Issue 1 May 2015 ICES-003 Issue 6 January 2016		<b>CFR47 FCC Part 15: Subpart B Section 15.107</b> FCC KDB Publication 447498 D01 v06 RSS-Gen Issue 4 November 2014 RSS-102 Issue 5 March 2015		
<b>Wareneingangsdatum:</b> <i>Date of receipt:</i>	<b>12.01.2016</b>				
<b>Prüfmuster-Nr.:</b> <i>Test sample No.:</i>	<b>A000307233-005, A000307233-006</b>				
<b>Prüfzeitraum:</b> <i>Testing period:</i>	<b>14.01.2016 - 16.01.2016</b>				
<b>Ort der Prüfung:</b> <i>Place of testing:</i>	<b>Accurate Technology Co., Ltd.</b>				
<b>Prüflaboratorium:</b> <i>Testing laboratory:</i>	<b>TÜV Rheinland (Shenzhen) Co., Ltd.</b>				
<b>Prüfergebnis*:</b> <i>Test result*:</i>	<b>Pass</b>				
<b>geprüft von / tested by:</b>			<b>kontrolliert von / reviewed by:</b>		
<b>11.03.2016</b>	<b>Owen Tian/Senior Project Manager</b>		<b>11.03.2016</b>	<b>Sam Lin/Technical Certifier</b>	
<b>Datum</b> <i>Date</i>	<b>Name / Stellung</b> <i>Name / Position</i>	<b>Unterschrift</b> <i>Signature</i>	<b>Datum</b> <i>Date</i>	<b>Name / Stellung</b> <i>Name / Position</i>	<b>Unterschrift</b> <i>Signature</i>
<b>Sonstiges / Other:</b>					
<b>Zustand des Prüfgegenstandes bei Anlieferung:</b> <i>Condition of the test item at delivery:</i>		<b>Prüfmuster vollständig und unbeschädigt</b> <i>Test item complete and undamaged</i>			
<b>* Legende:</b>	<b>1 = sehr gut</b> P(ass) = entspricht o.g. Prüfgrundlage(n)	<b>2 = gut</b> F(ail) = entspricht nicht o.g. Prüfgrundlage(n)	<b>3 = befriedigend</b> N/A = nicht anwendbar	<b>4 = ausreichend</b> N/T = nicht getestet	<b>5 = mangelhaft</b>
<b>Legend:</b>	<b>1 = very good</b> P(ass) = passed a.m. test specification(s)	<b>2 = good</b> F(ail) = failed a.m. test specification(s)	<b>3 = satisfactory</b> N/A = not applicable	<b>4 = sufficient</b> N/T = not tested	<b>5 = poor</b>
<b>Dieser Prüfbericht bezieht sich nur auf das o.g. Prüfmuster und darf ohne Genehmigung der Prüfstelle nicht auszugsweise vervielfältigt werden. Dieser Bericht berechtigt nicht zur Verwendung eines Prüfzeichens.</b> <i>This test report only relates to the a. m. test sample. Without permission of the test center this test report is not permitted to be duplicated in extracts. This test report does not entitle to carry any test mark.</i>					

## TEST SUMMARY

**5.1.1 ANTENNA REQUIREMENT***RESULT: Pass***5.1.2 PEAK OUTPUT POWER***RESULT: Pass***5.1.3 20dB BANDWIDTH AND 99% BANDWIDTH***RESULT: Pass***5.1.4 CONDUCTED SPURIOUS EMISSIONS MEASURED IN 100KHZ BANDWIDTH***RESULT: Pass***5.1.5 SPURIOUS EMISSION***RESULT: Pass***5.1.6 FREQUENCY SEPARATION***RESULT: Pass***5.1.7 NUMBER OF HOPPING FREQUENCY***RESULT: Pass***5.1.8 TIME OF OCCUPANCY***RESULT: Pass***5.1.9 CONDUCTED EMISSIONS***RESULT: Pass***5.1.10 RADIATED EMISSION***RESULT: Pass***1.1.1 ELECTROMAGNETIC FIELDS***RESULT: Pass*

## Contents

<b>1.</b>	<b>GENERAL REMARKS .....</b>	<b>5</b>
<b>1.1</b>	<b>COMPLEMENTARY MATERIALS .....</b>	<b>5</b>
<b>2.</b>	<b>TEST SITES .....</b>	<b>5</b>
<b>2.1</b>	<b>TEST FACILITIES .....</b>	<b>5</b>
<b>2.2</b>	<b>LIST OF TEST AND MEASUREMENT INSTRUMENTS.....</b>	<b>6</b>
<b>2.3</b>	<b>TRACEABILITY .....</b>	<b>6</b>
<b>2.4</b>	<b>CALIBRATION .....</b>	<b>6</b>
<b>2.5</b>	<b>MEASUREMENT UNCERTAINTY.....</b>	<b>7</b>
<b>2.6</b>	<b>LOCATION OF ORIGINAL DATA.....</b>	<b>7</b>
<b>2.7</b>	<b>STATUS OF FACILITY USED FOR TESTING.....</b>	<b>7</b>
<b>3.</b>	<b>GENERAL PRODUCT INFORMATION .....</b>	<b>8</b>
<b>3.1</b>	<b>PRODUCT FUNCTION AND INTENDED USE.....</b>	<b>8</b>
<b>3.2</b>	<b>RATINGS AND SYSTEM DETAILS .....</b>	<b>8</b>
<b>3.3</b>	<b>INDEPENDENT OPERATION MODES .....</b>	<b>10</b>
<b>3.4</b>	<b>NOISE GENERATING AND NOISE SUPPRESSING PARTS .....</b>	<b>10</b>
<b>3.5</b>	<b>SUBMITTED DOCUMENTS .....</b>	<b>10</b>
<b>4.</b>	<b>TEST SET-UP AND OPERATION MODES .....</b>	<b>11</b>
<b>4.1</b>	<b>PRINCIPLE OF CONFIGURATION SELECTION.....</b>	<b>11</b>
<b>4.2</b>	<b>TEST OPERATION AND TEST SOFTWARE .....</b>	<b>11</b>
<b>4.3</b>	<b>SPECIAL ACCESSORIES AND AUXILIARY EQUIPMENT .....</b>	<b>11</b>
<b>4.4</b>	<b>COUNTERMEASURES TO ACHIEVE EMC COMPLIANCE.....</b>	<b>11</b>
<b>4.5</b>	<b>TEST SETUP DIAGRAM .....</b>	<b>12</b>
<b>5.</b>	<b>TEST RESULTS .....</b>	<b>14</b>
<b>5.1</b>	<b>TRANSMITTER REQUIREMENT &amp; TEST SUITES .....</b>	<b>14</b>
5.1.1	<i>Antenna Requirement.....</i>	<i>14</i>
5.1.2	<i>Peak Output Power.....</i>	<i>15</i>
5.1.3	<i>20dB Bandwidth and 99% Bandwidth.....</i>	<i>16</i>
5.1.4	<i>Conducted Spurious Emissions measured in 100kHz Bandwidth.....</i>	<i>17</i>
5.1.5	<i>Spurious Emission .....</i>	<i>24</i>
5.1.6	<i>Frequency Separation.....</i>	<i>56</i>
5.1.7	<i>Number of hopping frequency.....</i>	<i>57</i>
5.1.8	<i>Time of Occupancy .....</i>	<i>58</i>
5.1.9	<i>Conducted emissions.....</i>	<i>59</i>
5.1.10	<i>Radiated Emission.....</i>	<i>62</i>
<b>1.</b>	<b>SAFETY HUMAN EXPOSURE .....</b>	<b>67</b>
<b>1.1</b>	<b>RADIO FREQUENCY EXPOSURE COMPLIANCE.....</b>	<b>67</b>
1.1.1	<i>Electromagnetic Fields.....</i>	<i>67</i>
<b>2.</b>	<b>PHOTOGRAPHS OF THE TEST SET-UP .....</b>	<b>68</b>

**Prüfbericht - Nr.: 17056805 001**  
*Test Report No.*

**Seite 4 von 71**  
*Page 4 of 71*

<b>3.</b>	<b>LIST OF TABLES .....</b>	<b>71</b>
<b>4.</b>	<b>LIST OF PHOTOGRAPHS .....</b>	<b>71</b>

## 1. General Remarks

### 1.1 Complementary Materials

None.

## 2. Test Sites

### 2.1 Test Facilities

Accurate Technology Co., Ltd.

**(FCC Registration No.: 752051)**

**(Test site Industry Canada No.: 5077A-2)**

F1, Bldg. A, Changyuan New Material Port  
Keyuan Rd., Science & Industry Park, Nanshan  
Shenzhen, P.R. China

The tests at the test site have been conducted under the supervision of a TÜV engineer.

## 2.2 List of Test and Measurement Instruments

**Table 1: List of Test and Measurement Equipment**

Kind of Equipment	Manufacturer	Type	S/N	Calibrated until
<b>Transmitter spurious emissions</b>				
Spectrum Analyzer	Rohde & Schwarz	FSV40	101495	2017-01-09
Test Receiver	Rohde & Schwarz	ESCS30	100307	2017-01-09
Bilog Antenna	Schwarzbeck	VULB9163	9163-323	2017-01-09
Loop Antenna	Schwarzbeck	FMZB1516	1516131	2017-01-09
Horn Antenna	Schwarzbeck	BBHA9120D	9120D-655	2017-01-09
Horn Antenna	Schwarzbeck	BBHA9170	9170-359	2017-01-09
RF Switching Unit+PreAMP	Compliance Direction	RSU-M2	38322	2017-01-09
Pre-Amplifier	Rohde&Schwarz	CBLU11835 40-01	3791	2017-01-09
50 Coaxial Switch	Anritsu Corp	MP59B	6200506474	2017-01-09
RF Coaxial Cable	SUHNER	N-3m	No.8	2017-01-09
RF Coaxial Cable	RESENBERGER	N-3.5m	No.9	2017-01-09
RF Coaxial Cable	SUHNER	N-6m	No.10	2017-01-09
RF Coaxial Cable	RESENBERGER	N-12m	No.11	2017-01-09
RF Coaxial Cable	RESENBERGER	N-0.5m	No.12	2017-01-09
<b>Radio Spectrum Test</b>				
Spectrum Analyzer	Rohde & Schwarz	FSV40	101495	2017-01-09
Vector Signal Generator	Rohde & Schwarz	SMBV100A	260434	2017-01-09
Signal Generator	Rohde & Schwarz	SMB100A	108362	2017-01-09
Open Switch and Control Unit	Rohde & Schwarz	OSP120 + OSP-B157	101244 + 100866	2017-01-09

## 2.3 Traceability

All measurement equipment calibrations are traceable to NIST or where calibration is performed outside the United States, to equivalent nationally recognized standards organizations.

## 2.4 Calibration

Equipment requiring calibration is calibrated periodically by the manufacturer or according to manufacturer's specifications. Additionally all equipment is verified for proper performance on a regular basis using in house standards or comparisons.

## 2.5 Measurement Uncertainty

**Table 2: Measurement Uncertainty**

Parameter	Uncertainty
Radio Spectrum	< ± 0.60 dB
Radiated emission of transmitter, valid up to 26.5 GHz	< ± 4.42 dB
Conducted Emission	< ± 2.23 dB
Radiated Emission	< ± 4.42 dB

## 2.6 Location of Original Data

The original copies of all test data taken during actual testing were retained in the TÜV Rheinland (Shenzhen) file for certification follow-up purposes.

## 2.7 Status of Facility Used for Testing

Accurate Technology Co., Ltd. test facility located at F1, Bldg. A, Changyuan New Material Port Keyuan Rd., Science & Industry Park, Nanshan, Shenzhen, P.R. China is listed on the US Federal Communications Commission list of facilities approved to perform measurements.

### 3. General Product Information

#### 3.1 Product Function and Intended Use

The EUTs are Bluetooth earphone used for audio entertainment in house or similar environment. It operates at 2.4GHz ISM frequency band.  
 These models are identical except the model name.  
 For details refer to the User Manual and Circuit Diagram.

#### 3.2 Ratings and System Details

**Table 3: Technical Specification of Bluetooth (BDR & EDR mode)**

Technical Specification	Value
Kind of Equipment	Bluetooth Earpods
Type Designation	NS-CAHBT02-BK, NS-CAHBT02-BL, NS-CAHBT02-BK-C, NS-CAHBT02-BL-C
FCC ID	MV3-CAHBT02
IC	9029A-CAHBT02
Operating Frequency band	2402 – 2480MHz
Channel separation	1MHz
Extreme Temperature Range	-5~+50°C
Operation Voltage	DC 3.7V
Modulation	FHSS, GFSK, 8DPSK, $\pi/4$ DQPSK
Bluetooth version	4.1, Single Mode (BDR+EDR)
Antenna Gain	-1.2dBi

**Table 4: RF channel and frequency of Bluetooth (BDR & EDR mode)**

RF Channel	Frequency (MHz)	RF Channel	Frequency (MHz)	RF Channel	Frequency (MHz)	RF Channel	Frequency (MHz)
0	2402.00	21	2423.00	42	2444.00	63	2465.00
1	2403.00	22	2424.00	43	2445.00	64	2466.00
2	2404.00	23	2425.00	44	2446.00	65	2467.00
3	2405.00	24	2426.00	45	2447.00	66	2468.00
4	2406.00	25	2427.00	46	2448.00	67	2469.00
5	2407.00	26	2428.00	47	2449.00	68	2470.00
6	2408.00	27	2429.00	48	2450.00	69	2471.00
7	2409.00	28	2430.00	49	2451.00	70	2472.00
8	2410.00	29	2431.00	50	2452.00	71	2473.00
9	2411.00	30	2432.00	51	2453.00	72	2474.00
10	2412.00	31	2433.00	52	2454.00	73	2475.00



**Produkte**

Products

**Prüfbericht - Nr.: 17056805 001****Seite 9 von 71**

Test Report No.

Page 9 of 71

11	2413.00	32	2434.00	53	2455.00	74	2476.00
12	2414.00	33	2435.00	54	2456.00	75	2477.00
13	2415.00	34	2436.00	55	2457.00	76	2478.00
14	2416.00	35	2437.00	56	2458.00	77	2479.00
15	2417.00	36	2438.00	57	2459.00	78	2480.00
16	2418.00	37	2439.00	58	2460.00		
17	2419.00	38	2440.00	59	2461.00		
18	2420.00	39	2441.00	60	2462.00		
19	2421.00	40	2442.00	61	2463.00		
20	2422.00	41	2443.00	62	2464.00		

### 3.3 Independent Operation Modes

The basic operation modes are:

- A. On
  - 1. Bluetooth mode (BDR & EDR mode)
    - a. Transmitting
      - i. Low Channel
      - ii. Middle Channel
      - iii. High Channel
    - b. Receiving
- B. Charging only
- C. Standby
- D. Off

### 3.4 Noise Generating and Noise Suppressing Parts

Refer to the Circuit Diagram.

### 3.5 Submitted Documents

- Bill of Material
- PCB Layout
- Photo Document
- Circuit Diagram
- Instruction Manual
- Rating Label

## 4. Test Set-up and Operation Modes

### 4.1 Principle of Configuration Selection

The equipment under test (EUT) was configured to measure its maximum power level. The test modes were adapted accordingly in reference to the instructions for use.

### 4.2 Test Operation and Test Software

Test operation refers to test setup in chapter 5. All testing were performed according to the procedures in ANSI C63.4: 2014 & ANSI C63.10: 2013. According to clause 3.1, all tests were applied on model NS-CAHBT02-BK only.

### 4.3 Special Accessories and Auxiliary Equipment

The EUT was tested together with the following accessories:

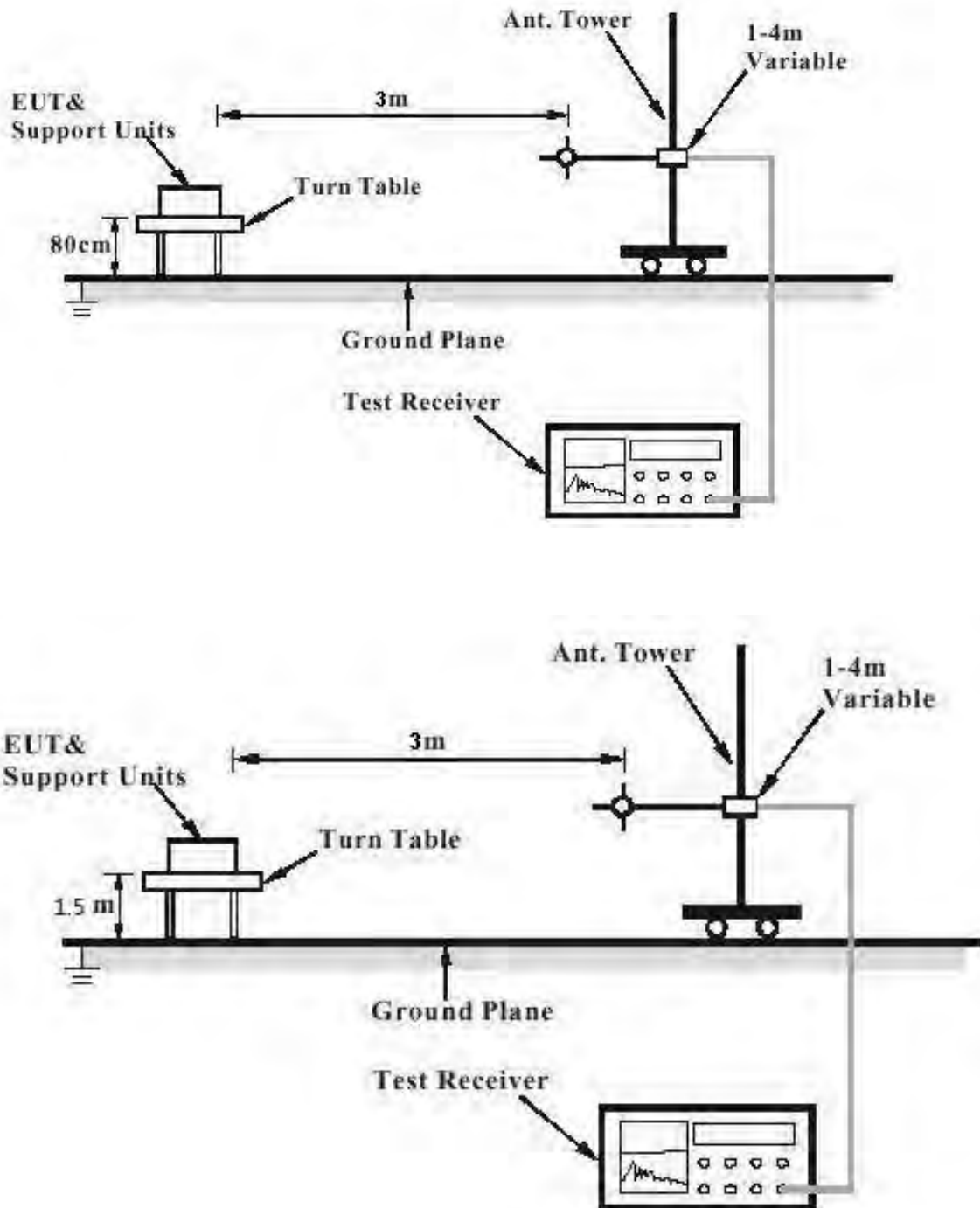
Description	Manufacturer	Part No.	S/N
iPhone6	Apple	MG4J2 CH/A	F17NTK2QG5MV
Notebook PC	Lenovo	ThinkPad X240	---
Printer	HP	HP laserjet 1015	CNFG030424

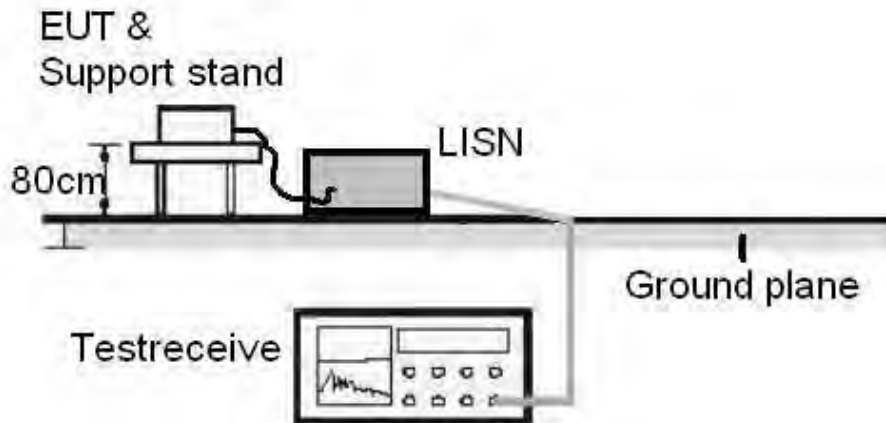
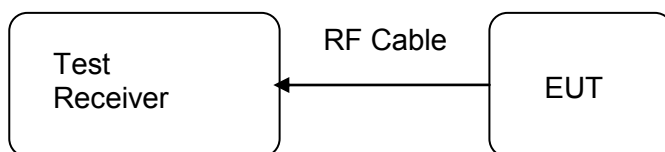
### 4.4 Countermeasures to achieve EMC Compliance

The test sample which has been tested contained the noise suppression parts as described in the Constructional Data Form or the Technical Construction File. No additional measures were employed to achieve compliance.

## 4.5 Test Setup Diagram

Diagram of Measurement Configuration for Radiation Test



**Diagram of Measurement Equipment Configuration for Conduction Measurement**

**Diagram of Measurement Equipment Configuration for Transmitter Measurement**


## 5. Test Results

### 5.1 Transmitter Requirement & Test Suites

#### 5.1.1 Antenna Requirement

**RESULT:****Pass**

Test standard : Part 15.203  
RSS-Gen Clause 8.3  
Limit The use of antennas with directional gains that do not exceed 6dBi

According to the manufacturer declared, the EUT has an internal antenna, the directional gain of antenna is -1.2dBi, and the antenna connector is designed with permanent attachment and no consideration of replacement. Therefore the EUT is considered sufficient to comply with the provision.

## 5.1.2 Peak Output Power

**RESULT:**
**Pass**

Test date : 2016-01-14  
 Test standard : FCC Part 15.247(b)(1)  
 RSS-247 clause 5.4(2)  
 Basic standard : ANSI C63.10: 2013  
 Clause 9.1 of KDB 558074 v03r01  
 Limit : 1W  
 Kind of test site : Shielded room

**Test setup**

Test Channel : Low/ Middle/ High  
 Operation Mode : A.1.a  
 Ambient temperature : 25°C  
 Relative humidity : 50%  
 Atmospheric pressure : 101kPa

**Table 5: Test result of Peak Output Power of Buletooth (BDR mode)**

Channel	Channel Frequency (MHz)	Peak Output Power	Limit
		(dBm)	(dBm)
Low Channel	2402	-0.27	30
Middle Channel	2441	-0.33	30
High Channel	2480	-0.28	30

**Table 6: Test result of Peak Output Power of Bluetooth (EDR mode)**

Channel	Channel Frequency (MHz)	Peak Output Power	Limit
		(dBm)	(dBm)
Low Channel	2402	1.03	30
Middle Channel	2441	1.12	30
High Channel	2480	1.10	30





**Prüfbericht - Nr.: 17056805 001**

Test Report No.

Seite 17 von 71

Page 17 of 71

**5.1.4 Conducted Spurious Emissions measured in 100kHz Bandwidth****RESULT:****Pass**

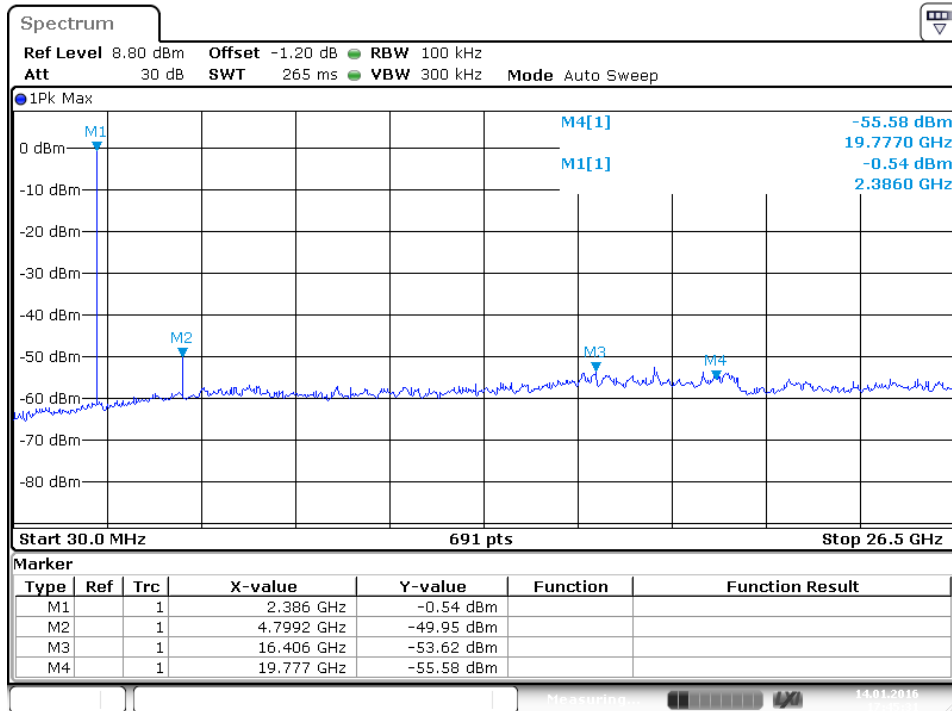
Date of testing : 2016-01-14  
Test standard : FCC part 15.247(d)  
RSS-247 clause 5.5  
Basic standard : ANSI C63.10: 2013  
Limit : 20dB (below that in the 100kHz bandwidth within  
the band that contains the highest level of the  
desired power);  
Kind of test site : Shield room

**Test setup**

Test Channel : Low/ Middle/ High  
Operation mode : A.1.a  
Ambient temperature : 25°C  
Relative humidity : 50%  
Atmospheric pressure : 101kPa

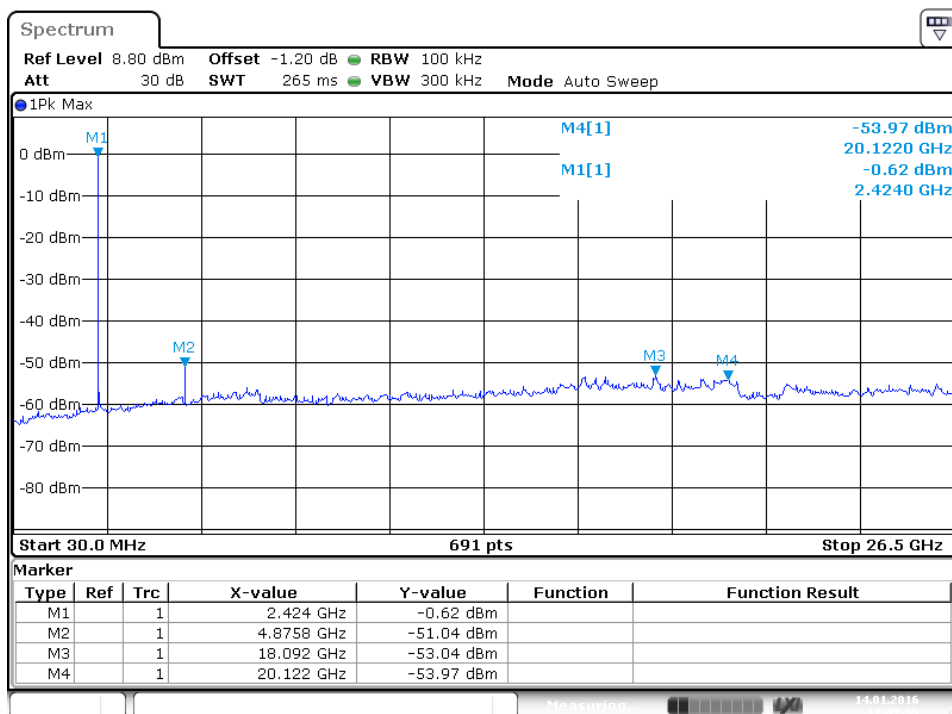
For details refer to following test plot.

## Test Plot of Conducted spurious emissions measured in 100kHz Bandwidth of BDR mode Low Channel

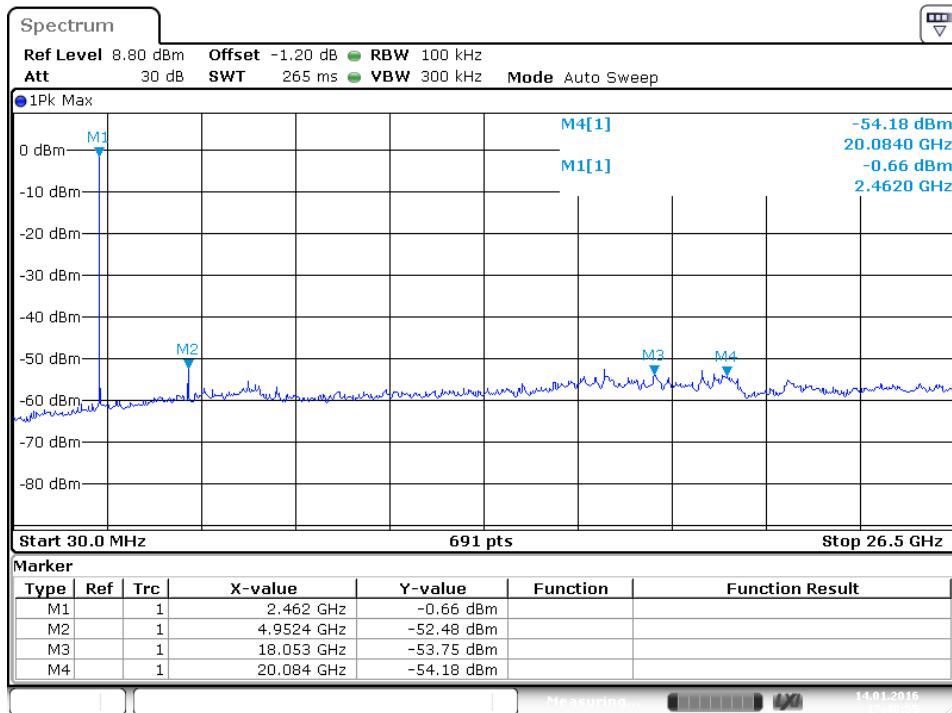


Date: 14.JAN.2016 17:45:31

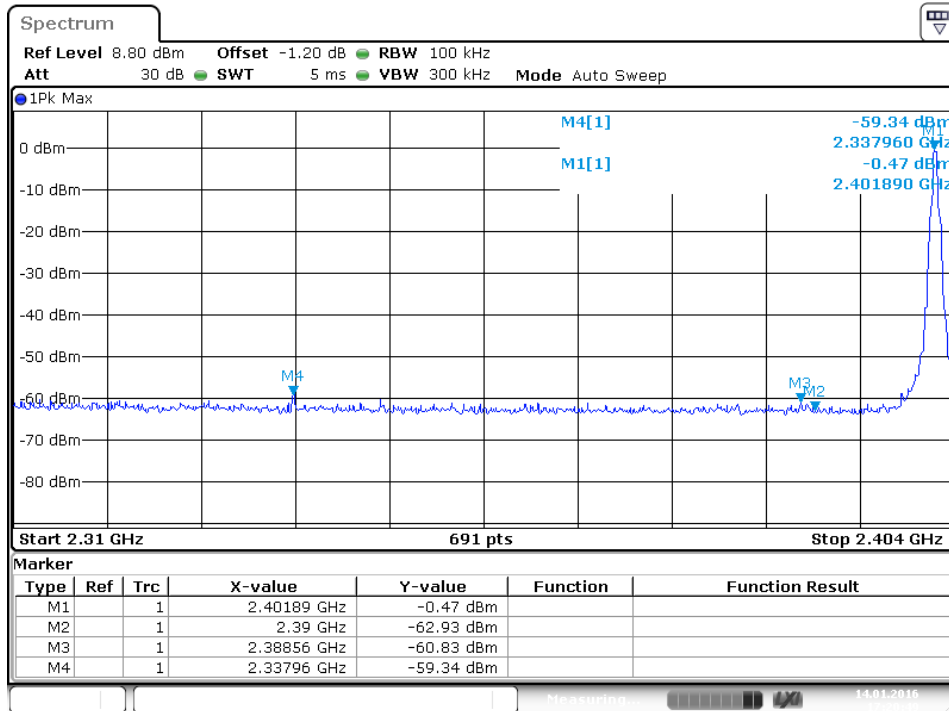
## Middle Channel



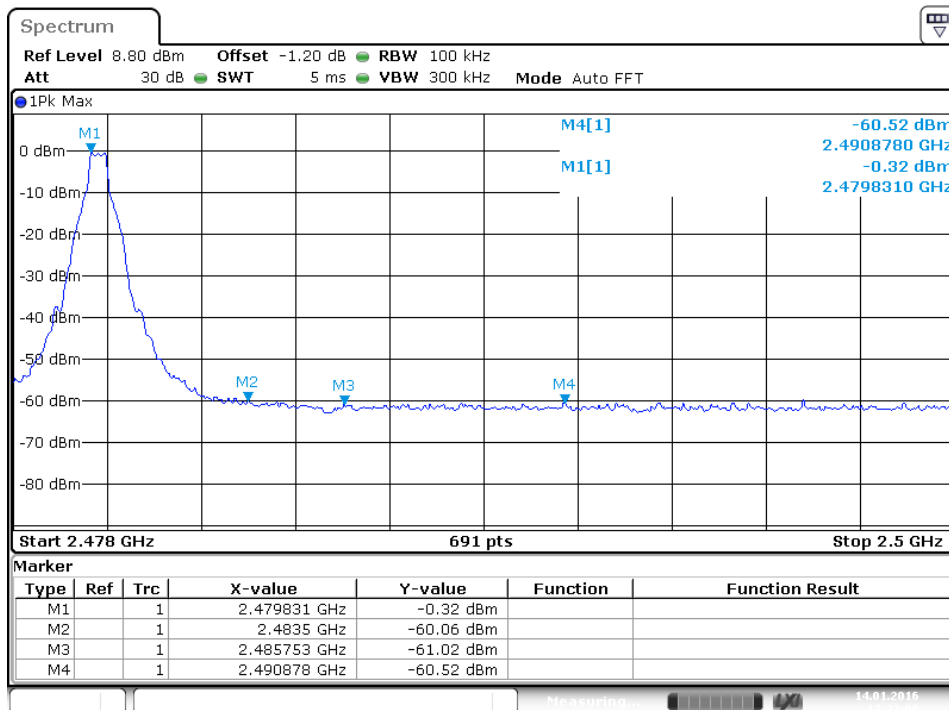
Date: 14.JAN.2016 17:47:56

**High Channel**


Date: 14.JAN.2016 17:48:56

**Band Edge**


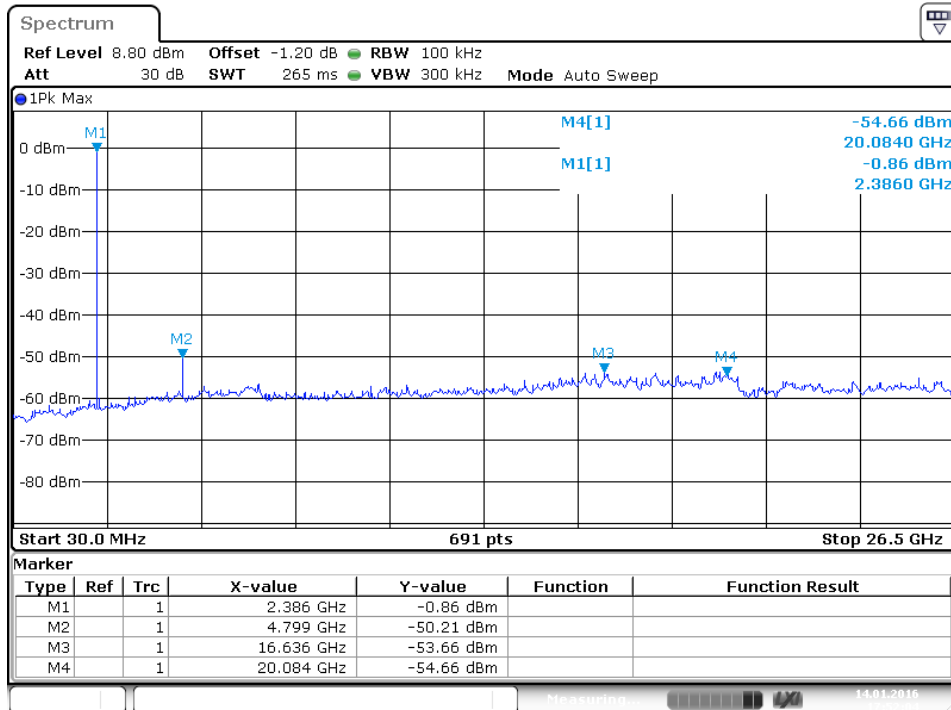
Date: 14.JAN.2016 17:20:50



Date: 14.JAN.2016 17:22:00

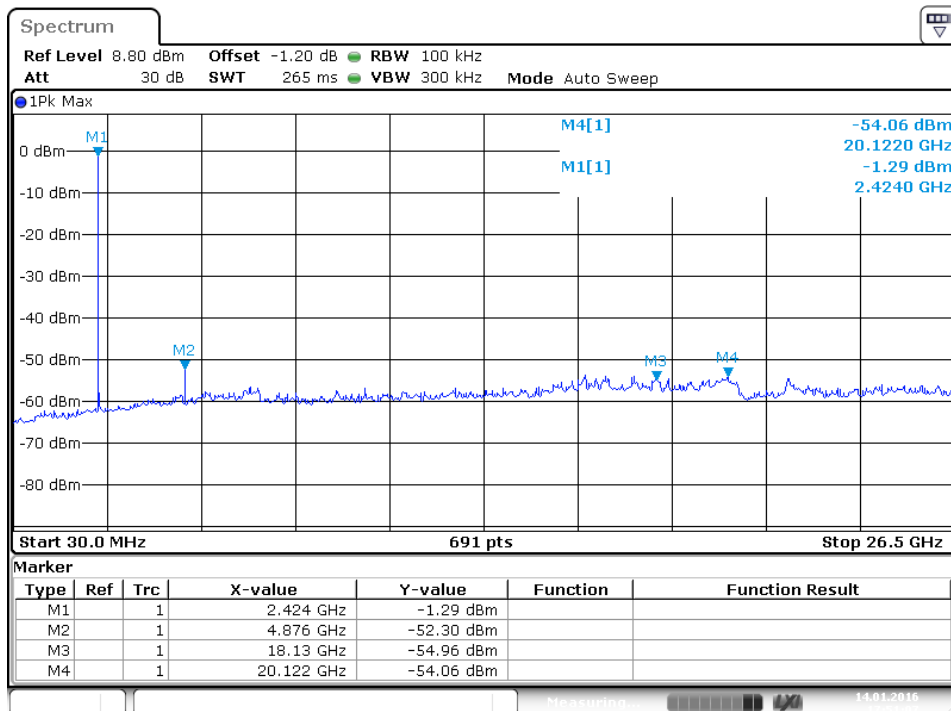
## Test Plot of Conducted spurious emissions measured in 100kHz Bandwidth of EDR mode

### Low Channel

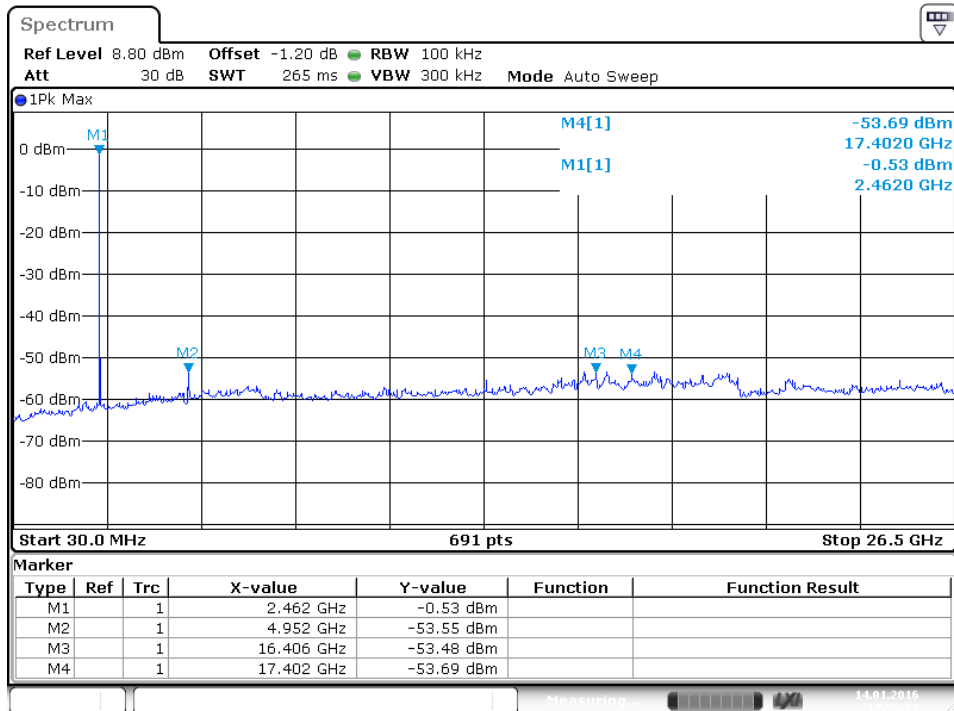


Date: 14.JAN.2016 17:52:04

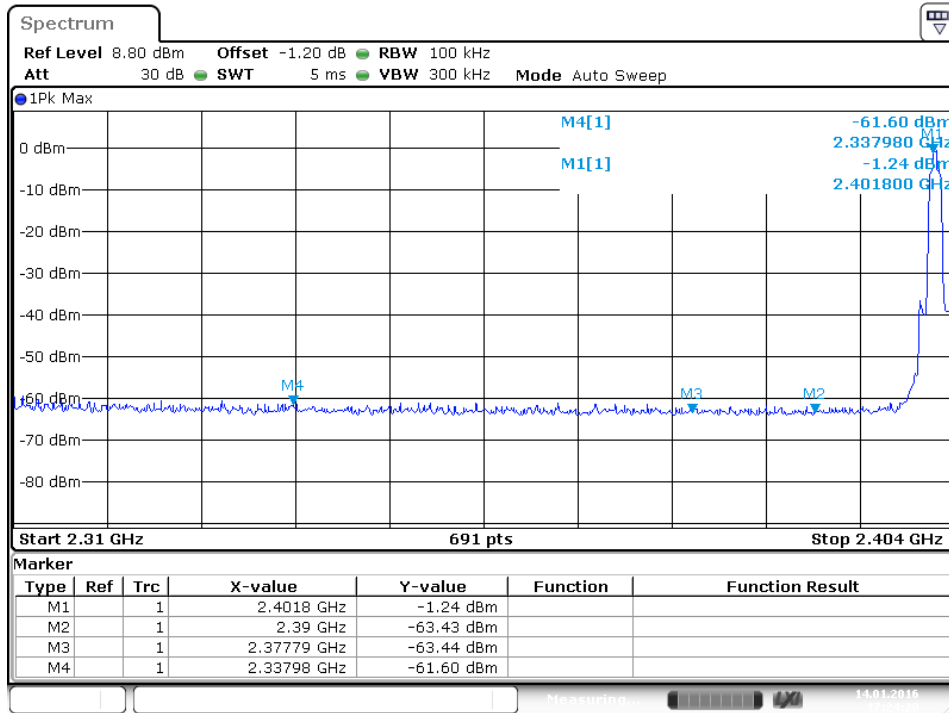
### Middle Channel



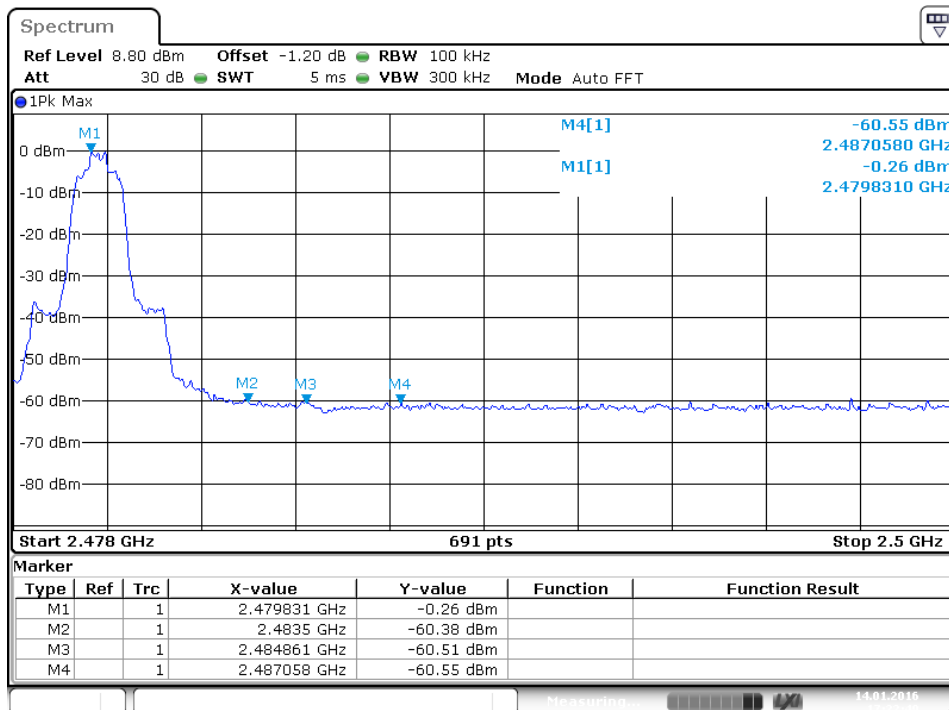
Date: 14.JAN.2016 17:51:08

**High Channel**


Date: 14.JAN.2016 17:50:23

**Band Edge**


Date: 14.JAN.2016 17:24:20



Date: 14.JAN.2016 17:22:50

**Prüfbericht - Nr.: 17056805 001**  
Test Report No.**Seite 24 von 71**  
Page 24 of 71

### 5.1.5 Spurious Emission

**RESULT:****Pass**

Date of testing : 2016-01-15  
Test standard : FCC part 15.247(d)  
RSS-Gen  
Basic standard : ANSI C63.10: 2013  
Clause 11 of KDB 558074 v03r01  
Limits : FCC part 15.209(a)  
Kind of test site : 3m Semi-Anechoic Chamber & Anechoic Chamber

**Test setup**

Test Channel : Low/ Middle/ High  
Operation mode : A.1.a  
Ambient temperature : 23°C  
Relative humidity : 48%  
Atmospheric pressure : 101kPa

For details refer to following test plot.



## Test Plot of Spurious Emission

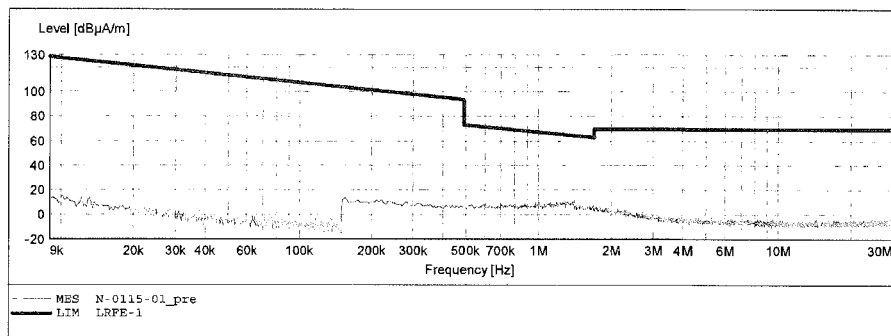
**ACCURATE TECHNOLOGY CO.,LTD**

**FCC Class B 3M Radiated**

EUT: Bluetooth Earpods M/N:NS-CAHBT02-BK  
 Manufacturer: Country Mate Technology Ltd  
 Operating Condition: TX 2402MHz  
 Test Site: 2# Chamber  
 Operator: PEI  
 Test Specification: DC 3.7V  
 Comment: X  
 Start of Test: 2016-1-15 /

**SCAN TABLE: "LFRE Fin"**

Start	Stop	Step	Detector	Meas. Time	IF Bandw.	Transducer
9.0 kHz	150.0 kHz	100.0 Hz	QuasiPeak	1.0 s	200 Hz	1516M
150.0 kHz	30.0 MHz	5.0 kHz	QuasiPeak	1.0 s	9 kHz	1516M

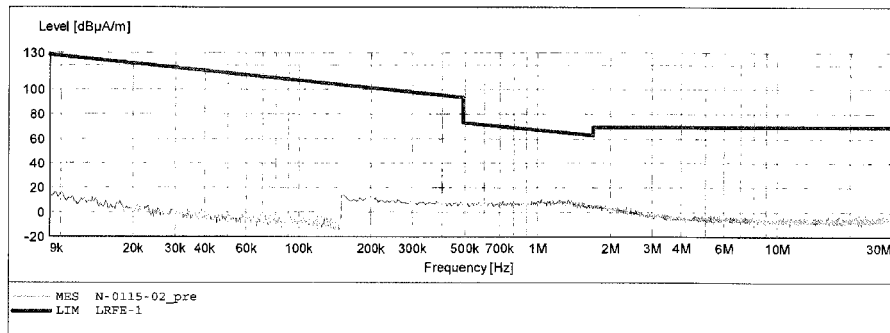


**ACCURATE TECHNOLOGY CO.,LTD**
**FCC Class B 3M Radiated**

EUT: Bluetooth Earpods M/N:NS-CAHBT02-BK  
 Manufacturer: Country Mate Technology Ltd  
 Operating Condition: TX 2402MHz  
 Test Site: 2# Chamber  
 Operator: PEI  
 Test Specification: DC 3.7V  
 Comment: Y  
 Start of Test: 2016-1-15 /

**SCAN TABLE: "LFRE Fin"**

Start	Stop	Step	Detector	Meas. Time	IF Bandw.	Transducer
9.0 kHz	150.0 kHz	100.0 Hz	QuasiPeak	1.0 s	200 Hz	1516M
150.0 kHz	30.0 MHz	5.0 kHz	QuasiPeak	1.0 s	9 kHz	1516M

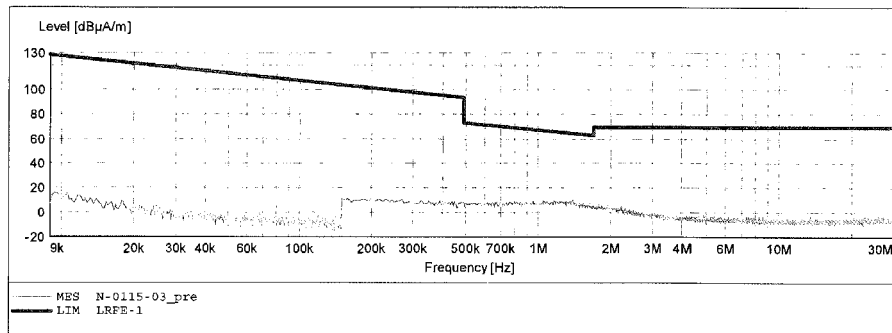


**ACCURATE TECHNOLOGY CO.,LTD**
**FCC Class B 3M Radiated**

EUT: Bluetooth Earpods M/N:NS-CAHBT02-BK  
 Manufacturer: Country Mate Technology Ltd  
 Operating Condition: TX 2402MHz  
 Test Site: 2# Chamber  
 Operator: PEI  
 Test Specification: DC 3.7V  
 Comment: Z  
 Start of Test: 2016-1-15 /

**SCAN TABLE: "LFRE Fin"**

Short Description:		_SUB_STD_VTERM2 1.70				
Start	Stop	Step	Detector	Meas. Time	IF Bandw.	Transducer
9.0 kHz	150.0 kHz	100.0 Hz	QuasiPeak	1.0 s	200 Hz	1516M
150.0 kHz	30.0 MHz	5.0 kHz	QuasiPeak	1.0 s	9 kHz	1516M



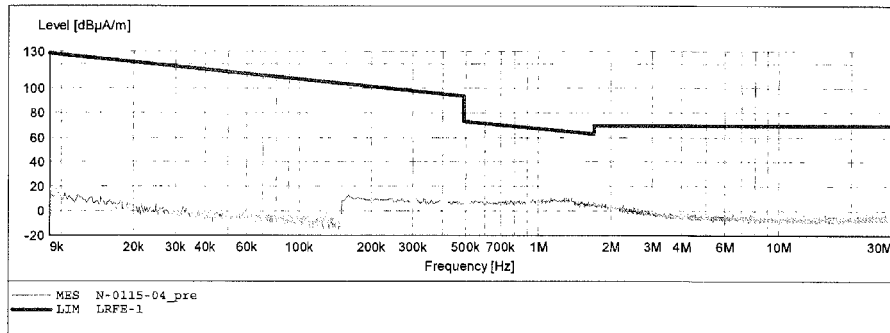
**ACCURATE TECHNOLOGY CO.,LTD**

**FCC Class B 3M Radiated**

EUT: Bluetooth Earpods M/N:NS-CAHBT02-BK  
 Manufacturer: Country Mate Technology Ltd  
 Operating Condition: TX 2441MHz  
 Test Site: 2# Chamber  
 Operator: PEI  
 Test Specification: DC 3.7V  
 Comment: X  
 Start of Test: 2016-1-15 /

**SCAN TABLE: "LFRE Fin"**

Short Description:		_SUB_STD_VTERM2 1.70				
Start	Stop	Step	Detector	Meas. Time	IF Bandw.	Transducer
9.0 kHz	150.0 kHz	100.0 Hz	QuasiPeak	1.0 s	200 Hz	1516M
150.0 kHz	30.0 MHz	5.0 kHz	QuasiPeak	1.0 s	9 kHz	1516M

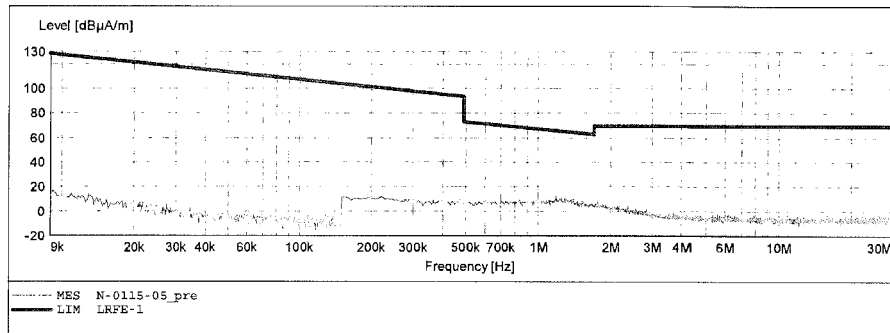


**ACCURATE TECHNOLOGY CO.,LTD**
**FCC Class B 3M Radiated**

EUT: Bluetooth Earpods M/N:NS-CAHBT02-BK  
 Manufacturer: Country Mate Technology Ltd  
 Operating Condition: TX 2441MHz  
 Test Site: 2# Chamber  
 Operator: PEI  
 Test Specification: DC 3.7V  
 Comment: Y  
 Start of Test: 2016-1-15 /

**SCAN TABLE: "LFRE Fin"**

Short Description:		_SUB_STD_VTERM2 1.70				
Start	Stop	Step	Detector	Meas. Time	IF Bandw.	Transducer
9.0 kHz	150.0 kHz	100.0 Hz	QuasiPeak	1.0 s	200 Hz	1516M
150.0 kHz	30.0 MHz	5.0 kHz	QuasiPeak	1.0 s	9 kHz	1516M

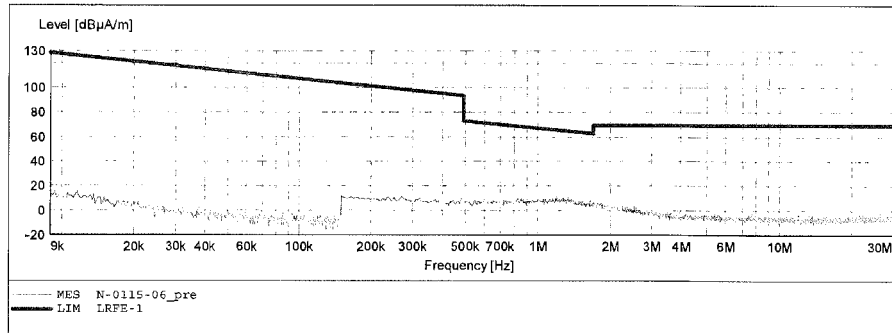


**ACCURATE TECHNOLOGY CO.,LTD**
**FCC Class B 3M Radiated**

EUT: Bluetooth Earpods M/N:NS-CAHBT02-BK  
 Manufacturer: Country Mate Technology Ltd  
 Operating Condition: TX 2441MHz  
 Test Site: 2# Chamber  
 Operator: PEI  
 Test Specification: DC 3.7V  
 Comment: Z  
 Start of Test: 2016-1-15 /

**SCAN TABLE: "LFRE Fin"**

Start	Stop	Step	Detector	Meas. Time	IF Bandw.	Transducer
9.0 kHz	150.0 kHz	100.0 Hz	QuasiPeak	1.0 s	200 Hz	1516M
150.0 kHz	30.0 MHz	5.0 kHz	QuasiPeak	1.0 s	9 kHz	1516M

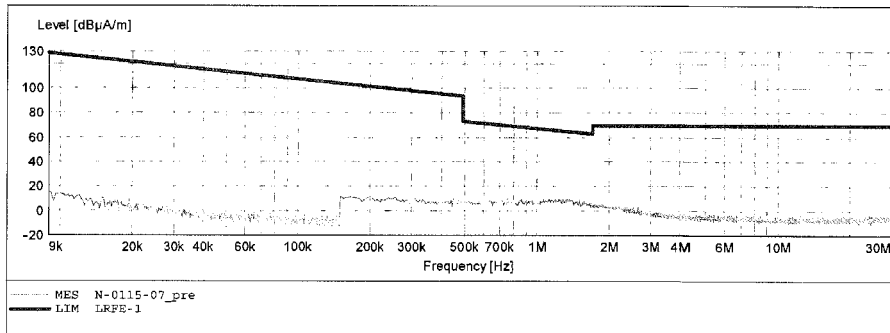


**ACCURATE TECHNOLOGY CO.,LTD**
**FCC Class B 3M Radiated**

EUT: Bluetooth Earpods M/N:NS-CAHBT02-BK  
 Manufacturer: Country Mate Technology Ltd  
 Operating Condition: TX 2480MHz  
 Test Site: 2# Chamber  
 Operator: PEI  
 Test Specification: DC 3.7V  
 Comment: X  
 Start of Test: 2016-1-15 /

**SCAN TABLE: "LFRE Fin"**

Short Description:			_SUB_STD_VTERM2 1.70			
Start	Stop	Step	Detector	Meas. Time	IF Bandw.	Transducer
9.0 kHz	150.0 kHz	100.0 Hz	QuasiPeak	1.0 s	200 Hz	1516M
150.0 kHz	30.0 MHz	5.0 kHz	QuasiPeak	1.0 s	9 kHz	1516M



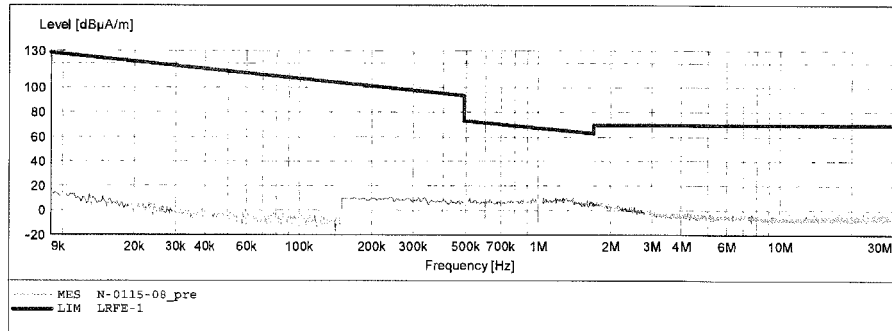
**ACCURATE TECHNOLOGY CO.,LTD**

**FCC Class B 3M Radiated**

EUT: Bluetooth Earpods M/N:NS-CAHBT02-BK  
 Manufacturer: Country Mate Technology Ltd  
 Operating Condition: TX 2480MHz  
 Test Site: 2# Chamber  
 Operator: PEI  
 Test Specification: DC 3.7V  
 Comment: Y  
 Start of Test: 2016-1-15 /

**SCAN TABLE: "LFRE Fin"**

Short Description:			_SUB_STD_VTERM2 1.70			
Start	Stop	Step	Detector	Meas. Time	IF Bandw.	Transducer
9.0 kHz	150.0 kHz	100.0 Hz	QuasiPeak	1.0 s	200 Hz	1516M
150.0 kHz	30.0 MHz	5.0 kHz	QuasiPeak	1.0 s	9 kHz	1516M





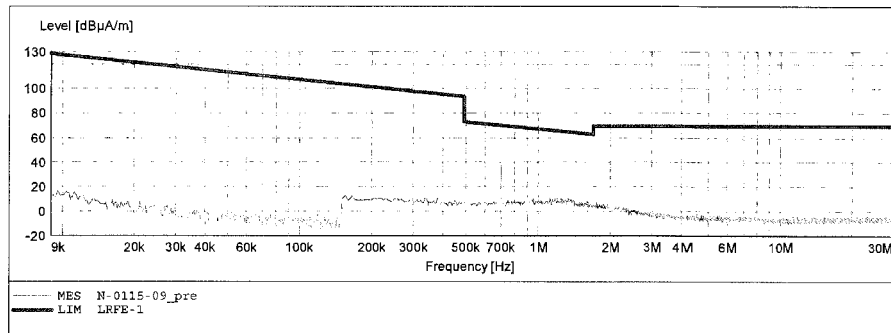
**ACCURATE TECHNOLOGY CO.,LTD**

**FCC Class B 3M Radiated**

EUT: Bluetooth Earpods M/N:NS-CAHBT02-BK  
 Manufacturer: Country Mate Technology Ltd  
 Operating Condition: TX 2480MHz  
 Test Site: 2# Chamber  
 Operator: PEI  
 Test Specification: DC 3.7V  
 Comment: Z  
 Start of Test: 2016-1-15 /

**SCAN TABLE: "LFRE Fin"**

Short Description:		_SUB_STD_VTERM2 1.70				
Start	Stop	Step	Detector	Meas. Time	IF Bandw.	Transducer
9.0 kHz	150.0 kHz	100.0 Hz	QuasiPeak	1.0 s	200 Hz	1516M
150.0 kHz	30.0 MHz	5.0 kHz	QuasiPeak	1.0 s	9 kHz	1516M




**ACCURATE TECHNOLOGY CO., LTD.**

 F1,Bldg,A,Changyuan New Material Port Keyuan Rd,  
 Science & Industry Park,Nanshan Shenzhen,P.R.China

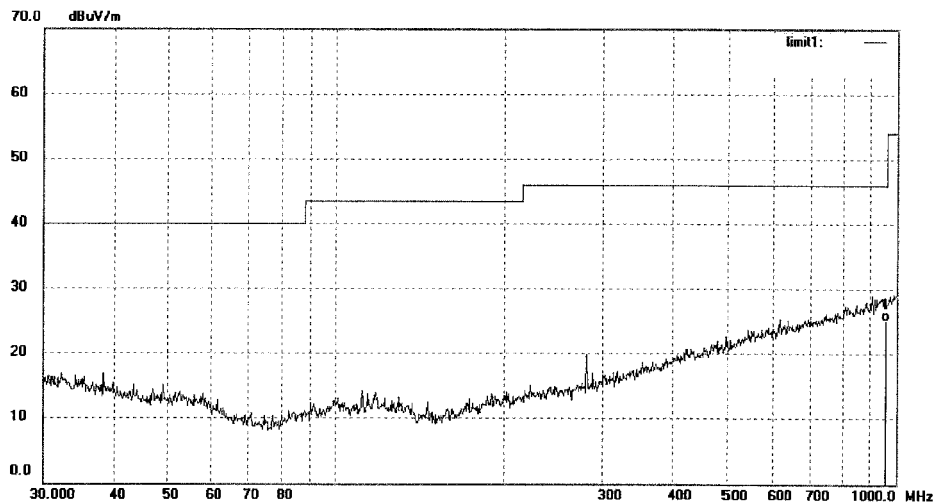
Site: 2# Chamber

Tel:+86-0755-26503290

Fax:+86-0755-26503396

Job No.: tuv2015 #2315	Polarization: Horizontal
Standard: FCC Class B 3M Radiated	Power Source: DC 3.7V
Test item: Radiation Test	Date: 16/01/14/
Temp.( C)/Hum.(%) 23 C / 48 %	Time:
EUT: Bluetooth Earpods	Engineer Signature: PEI
Mode: TX 2402MHz	Distance: 3m
Model: NS-CAHBT02-BK	
Manufacturer: Country Mate Technology Ltd	

Note:



No.	Freq. (MHz)	Reading (dBuV/m)	Factor (dB)	Result (dBuV/m)	Limit (dBuV/m)	Margin (dB)	Detector	Height (cm)	Degree (deg.)	Remark
1	955.4381	22.76	2.29	25.05	46.00	-20.95	QP			


**ACCURATE TECHNOLOGY CO., LTD.**

 F1,Bldg,A,Changyuan New Material Port Keyuan Rd,  
 Science & Industry Park,Nanshan Shenzhen,P.R.China

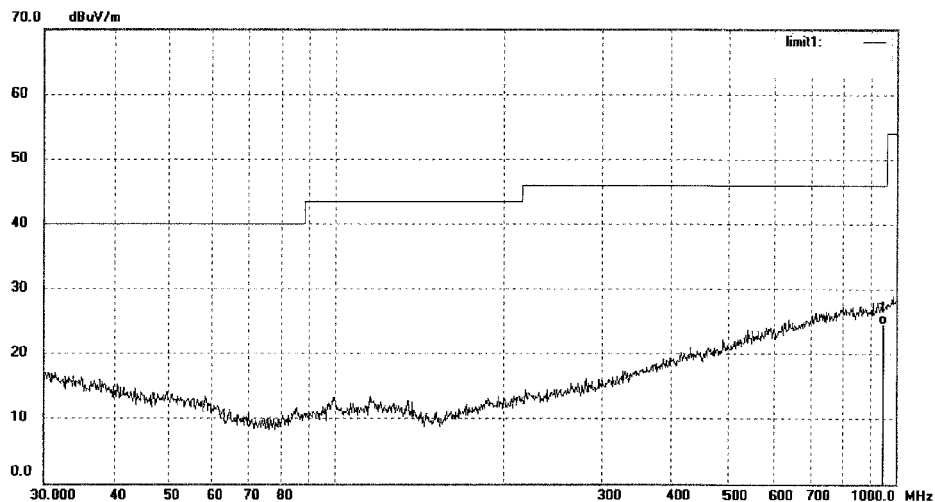
Site: 2# Chamber

Tel:+86-0755-26503290

Fax:+86-0755-26503396

Job No.: tuv2015 #2314	Polarization: Vertical
Standard: FCC Class B 3M Radiated	Power Source: DC 3.7V
Test item: Radiation Test	Date: 16/01/14/
Temp.( C)/Hum.(%) 23 C / 48 %	Time:
EUT: Bluetooth Earpods	Engineer Signature: PEI
Mode: TX 2402MHz	Distance: 3m
Model: NS-CAHBT02-BK	
Manufacturer: Country Mate Technology Ltd	

Note:



No.	Freq. (MHz)	Reading (dBuV/m)	Factor (dB)	Result (dBuV/m)	Limit (dBuV/m)	Margin (dB)	Detector	Height (cm)	Degree (deg.)	Remark
1	948.7610	22.42	2.13	24.55	46.00	-21.45	QP			


**ACCURATE TECHNOLOGY CO., LTD.**

 F1,Bldg,A,Changyuan New Material Port Keyuan Rd,  
 Science & Industry Park,Nanshan Shenzhen,P.R.China

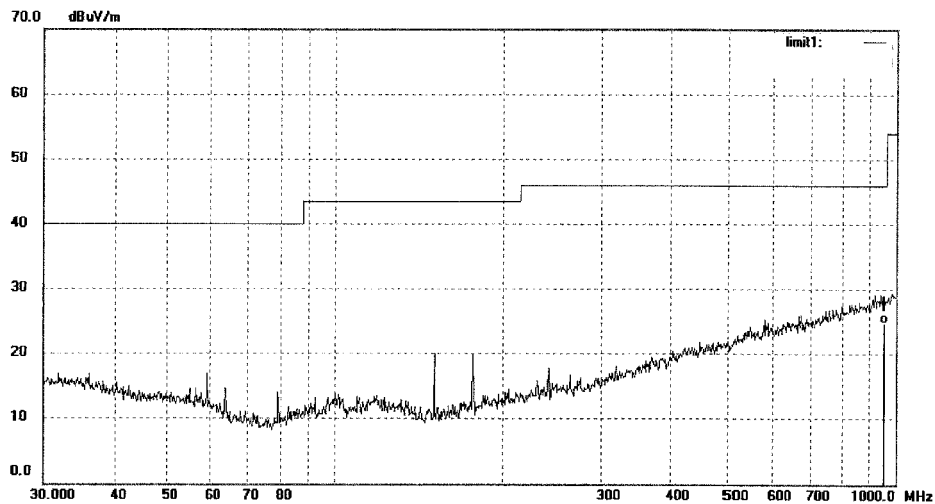
Site: 2# Chamber

Tel:+86-0755-26503290

Fax:+86-0755-26503396

Job No.: tuv2015 #2316	Polarization: Horizontal
Standard: FCC Class B 3M Radiated	Power Source: DC 3.7V
Test item: Radiation Test	Date: 16/01/14/
Temp.( C)/Hum.(%) 23 C / 48 %	Time:
EUT: Bluetooth Earpods	Engineer Signature: PEI
Mode: TX 2441MHz	Distance: 3m
Model: NS-CAHBT02-BK	
Manufacturer: Country Mate Technology Ltd	

Note:



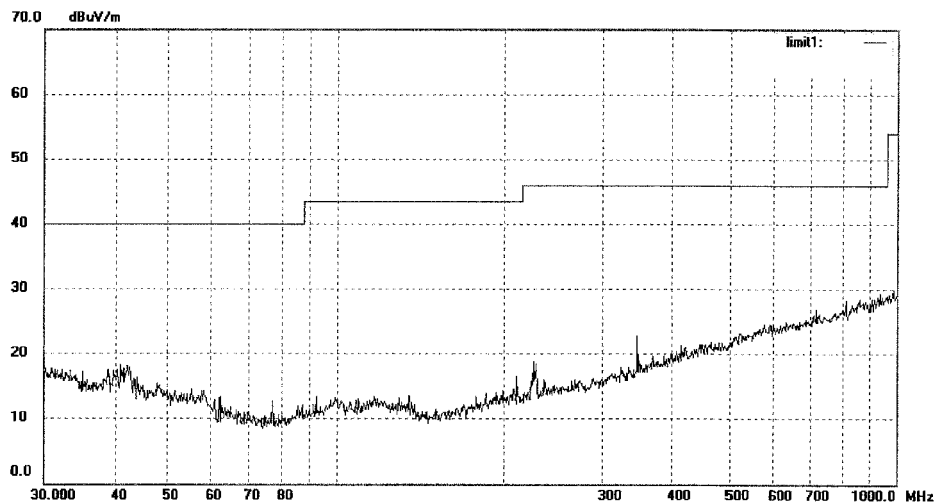
No.	Freq. (MHz)	Reading (dBuV/m)	Factor (dB)	Result (dBuV/m)	Limit (dBuV/m)	Margin (dB)	Detector	Height (cm)	Degree (deg.)	Remark
1	955.4381	22.44	2.29	24.73	46.00	-21.27	QP			


**ACCURATE TECHNOLOGY CO., LTD.**  
 F1,Bldg,A,Changyuan New Material Port Keyuan Rd,  
 Science & Industry Park,Nanshan Shenzhen,P.R.China

 Site: 2# Chamber  
 Tel:+86-0755-26503290  
 Fax:+86-0755-26503396

Job No.: tuv2015 #2317	Polarization: Vertical
Standard: FCC Class B 3M Radiated	Power Source: DC 3.7V
Test item: Radiation Test	Date: 16/01/14/
Temp.( C)/Hum.(%) 23 C / 48 %	Time:
EUT: Bluetooth Earpods	Engineer Signature: PEI
Mode: TX 2441MHz	Distance: 3m
Model: NS-CAHBT02-BK	
Manufacturer: Country Mate Technology Ltd	

Note:



No.	Freq. (MHz)	Reading (dBuV/m)	Factor (dB)	Result (dBuV/m)	Limit (dBuV/m)	Margin (dB)	Detector	Height (cm)	Degree (deg.)	Remark
-----	-------------	------------------	-------------	-----------------	----------------	-------------	----------	-------------	---------------	--------


**ACCURATE TECHNOLOGY CO., LTD.**

 F1,Bldg,A,Changyuan New Material Port Keyuan Rd,  
 Science & Industry Park,Nanshan Shenzhen,P.R.China

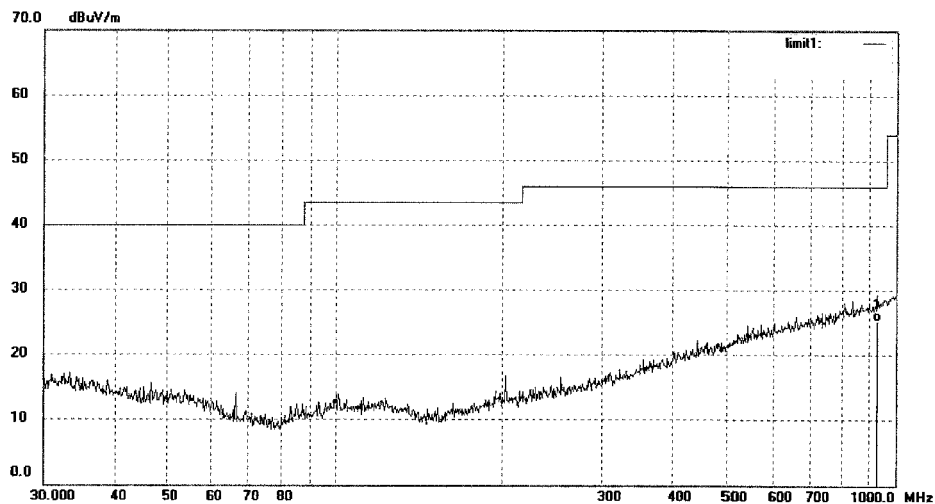
Site: 2# Chamber

Tel:+86-0755-26503290

Fax:+86-0755-26503396

Job No.: tuv2015 #2319	Polarization: Horizontal
Standard: FCC Class B 3M Radiated	Power Source: DC 3.7V
Test item: Radiation Test	Date: 16/01/14/
Temp.( C)/Hum.(%) 23 C / 48 %	Time:
EUT: Bluetooth Earpods	Engineer Signature: PEI
Mode: TX 2480MHz	Distance: 3m
Model: NS-CAHBT02-BK	
Manufacturer: Country Mate Technology Ltd	

Note:



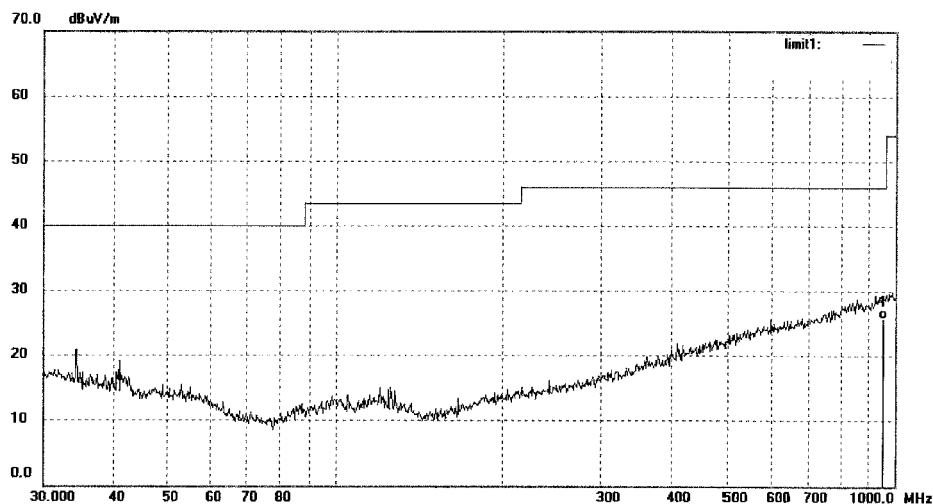
No.	Freq. (MHz)	Reading (dBuV/m)	Factor (dB)	Result (dBuV/m)	Limit (dBuV/m)	Margin (dB)	Detector	Height (cm)	Degree (deg.)	Remark
1	925.7563	23.56	1.74	25.30	46.00	-20.70	QP			


**ACCURATE TECHNOLOGY CO., LTD.**  
 F1,Bldg.A,Changyuan New Material Port Keyuan Rd,  
 Science & Industry Park,Nanshan Shenzhen,P.R.China

 Site: 2# Chamber  
 Tel:+86-0755-26503290  
 Fax:+86-0755-26503396

Job No.: tuv2015 #2318	Polarization: Vertical
Standard: FCC Class B 3M Radiated	Power Source: DC 3.7V
Test item: Radiation Test	Date: 16/01/14/
Temp.( C)/Hum.(%) 23 C / 48 %	Time:
EUT: Bluetooth Earpods	Engineer Signature: PEI
Mode: TX 2480MHz	Distance: 3m
Model: NS-CAHBT02-BK	
Manufacturer: Country Mate Technology Ltd	

Note:



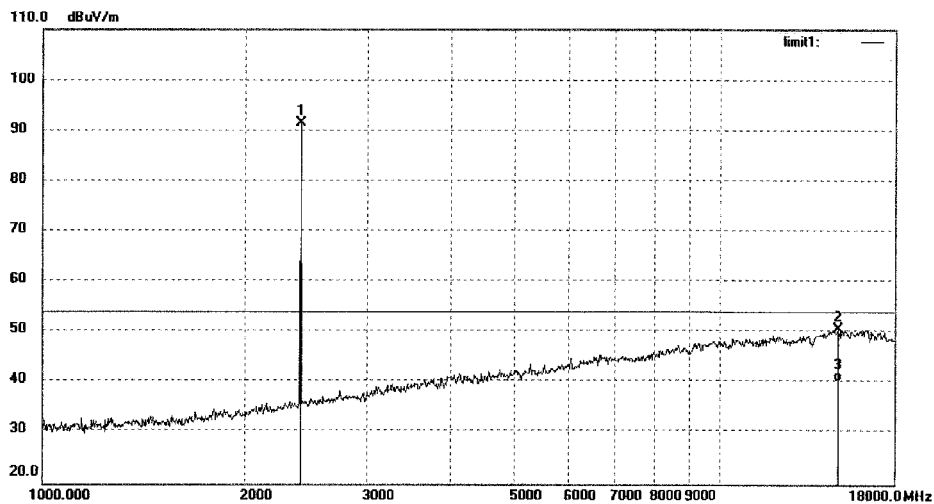
No.	Freq. (MHz)	Reading (dBuV/m)	Factor (dB)	Result (dBuV/m)	Limit (dBuV/m)	Margin (dB)	Detector	Height (cm)	Degree (deg.)	Remark
1	955.4379	23.51	2.29	25.80	46.00	-20.20	QP			


**ACCURATE TECHNOLOGY CO., LTD.**  
 F1,Bldg,A,Changyuan New Material Port Keyuan Rd,  
 Science & Industry Park,Nanshan Shenzhen,P.R.China

 Site: 2# Chamber  
 Tel:+86-0755-26503290  
 Fax:+86-0755-26503396

Job No.: tuv2015 #2285	Polarization: Horizontal
Standard: FCC Class B 3M Radiated	Power Source: DC 3.7V
Test item: Radiation Test	Date: 16/01/14/
Temp.( C)/Hum.(%) 23 C / 48 %	Time:
EUT: Bluetooth Earpods	Engineer Signature: PEI
Mode: TX 2402MHz	Distance: 3m
Model: NS-CAHBT02-BK	
Manufacturer: Country Mate Technology Ltd	

Note:



No.	Freq. (MHz)	Reading (dBuV/m)	Factor (dB)	Result (dBuV/m)	Limit (dBuV/m)	Margin (dB)	Detector	Height (cm)	Degree (deg.)	Remark
1	2402.000	98.87	-7.45	91.42	/	/	peak			
2	14873.888	9.14	41.48	50.62	74.00	-23.38	peak			
3	14873.888	-1.21	41.48	40.27	54.00	-13.73	AVG			

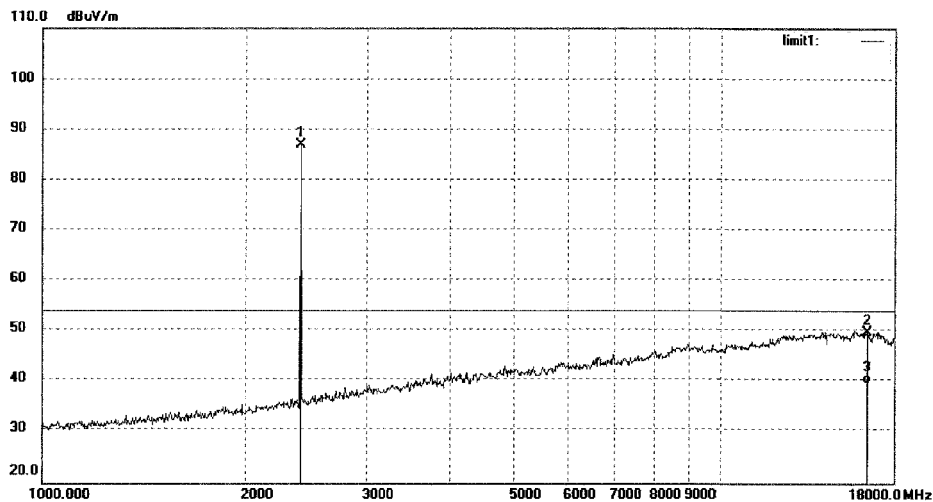



**ACCURATE TECHNOLOGY CO., LTD.**  
 F1,Bldg,A,Changyuan New Material Port Keyuan Rd,  
 Science & Industry Park,Nanshan Shenzhen,P.R.China

 Site: 2# Chamber  
 Tel:+86-0755-26503290  
 Fax:+86-0755-26503396

Job No.: tuv2015 #2284	Polarization: Vertical
Standard: FCC Class B 3M Radiated	Power Source: DC 3.7V
Test item: Radiation Test	Date: 16/01/14/
Temp.( C)/Hum.(%) 23 C / 48 %	Time:
EUT: Bluetooth Earpods	Engineer Signature: PEI
Mode: TX 2402MHz	Distance: 3m
Model: NS-CAHBT02-BK	
Manufacturer: Country Mate Technology Ltd	

Note:



No.	Freq. (MHz)	Reading (dBuV/m)	Factor (dB)	Result (dBuV/m)	Limit (dBuV/m)	Margin (dB)	Detector	Height (cm)	Degree (deg.)	Remark
1	2402.000	94.35	-7.45	86.90	/	/	peak			
2	16457.318	9.49	40.27	49.76	74.00	-24.24	peak			
3	16457.318	-0.66	40.27	39.61	54.00	-14.39	AVG			


**ACCURATE TECHNOLOGY CO., LTD.**

 F1,Bldg,A,Changyuan New Material Port Keyuan Rd,  
 Science & Industry Park,Nanshan Shenzhen,P.R.China

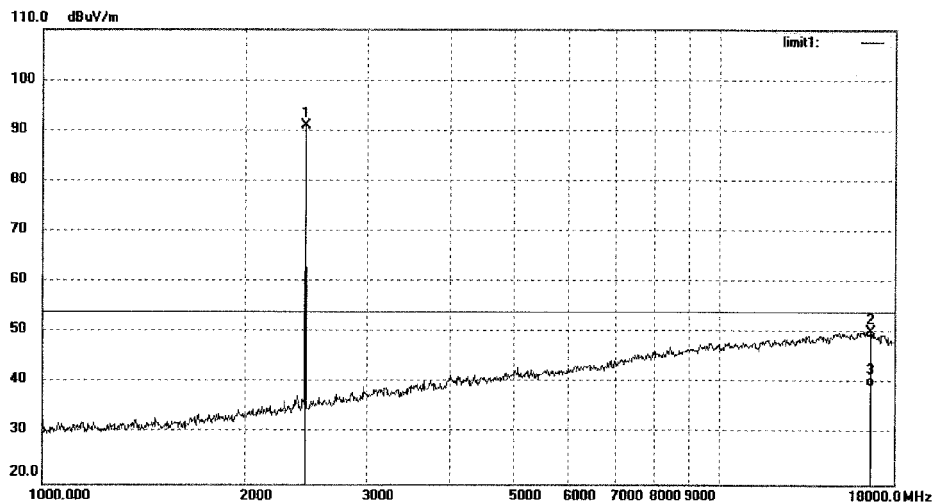
Site: 2# Chamber

Tel:+86-0755-26503290

Fax:+86-0755-26503396

Job No.: tuv2015 #2289	Polarization: Horizontal
Standard: FCC Class B 3M Radiated	Power Source: DC 3.7V
Test item: Radiation Test	Date: 16/01/14/
Temp.( C)/Hum.(%) 23 C / 48 %	Time:
EUT: Bluetooth Earpods	Engineer Signature: PEI
Mode: TX 2441MHz	Distance: 3m
Model: NS-CAHBT02-BK	
Manufacturer: Country Mate Technology Ltd	

Note:



No.	Freq. (MHz)	Reading (dBuV/m)	Factor (dB)	Result (dBuV/m)	Limit (dBuV/m)	Margin (dB)	Detector	Height (cm)	Degree (deg.)	Remark
1	2440.000	98.45	-7.36	91.09	/	/	peak			
2	16648.693	9.47	40.72	50.19	74.00	-23.81	peak			
3	16648.693	-1.25	40.72	39.47	54.00	-14.53	AVG			


**ACCURATE TECHNOLOGY CO., LTD.**

 F1,Bldg,A,Changyuan New Material Port Keyuan Rd,  
 Science & Industry Park,Nanshan Shenzhen,P.R.China

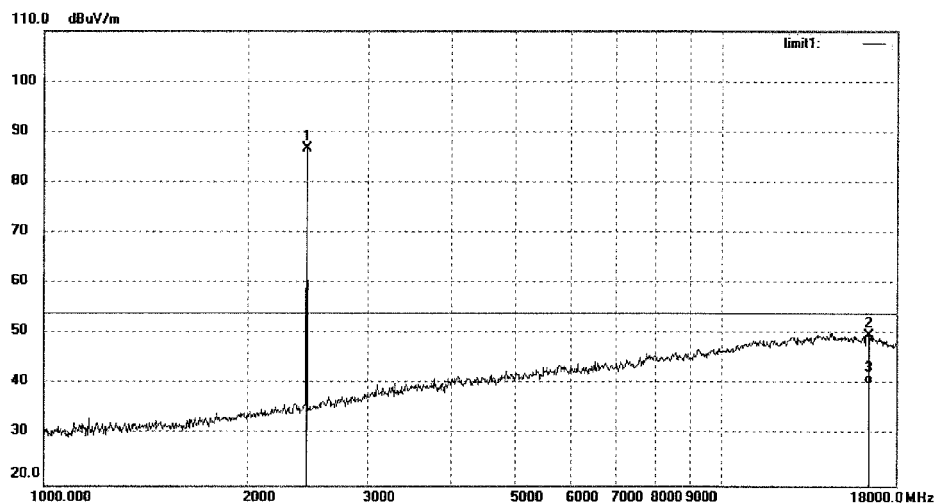
Site: 2# Chamber

Tel:+86-0755-26503290

Fax:+86-0755-26503396

Job No.: tuv2015 #2288	Polarization: Vertical
Standard: FCC Class B 3M Radiated	Power Source: DC 3.7V
Test item: Radiation Test	Date: 16/01/14/
Temp.( C)/Hum.(%) 23 C / 48 %	Time:
EUT: Bluetooth Earpods	Engineer Signature: PEI
Mode: TX 2441MHz	Distance: 3m
Model: NS-CAHBT02-BK	
Manufacturer: Country Mate Technology Ltd	

Note:



No.	Freq. (MHz)	Reading (dBuV/m)	Factor (dB)	Result (dBuV/m)	Limit (dBuV/m)	Margin (dB)	Detector	Height (cm)	Degree (deg.)	Remark
1	2441.000	94.03	-7.35	86.68	/	/	peak			
2	16362.457	9.60	40.22	49.82	74.00	-24.18	peak			
3	16362.457	-0.13	40.22	40.09	54.00	-13.91	AVG			


**ACCURATE TECHNOLOGY CO., LTD.**

 F1,Bldg,A,Changyuan New Material Port Keyuan Rd,  
 Science & Industry Park,Nanshan Shenzhen,P.R.China

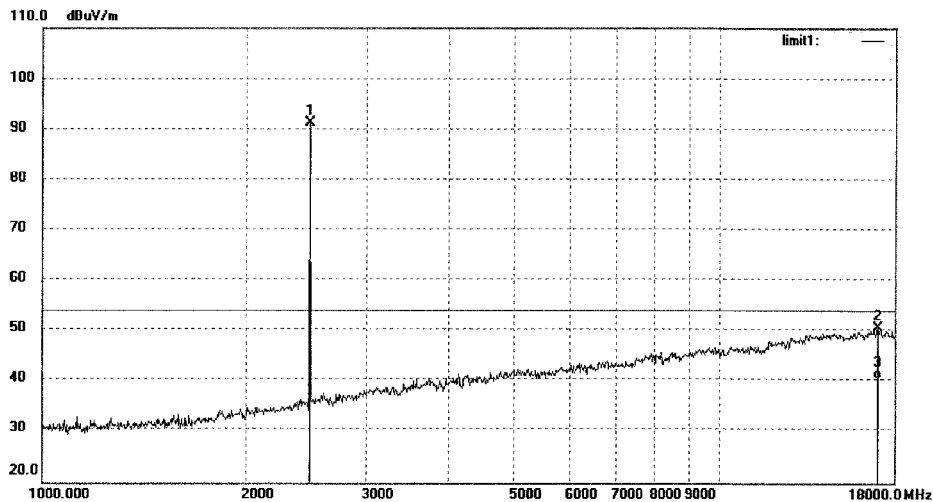
Site: 2# Chamber

Tel:+86-0755-26503290

Fax:+86-0755-26503396

Job No.: tuv2015 #2290	Polarization: Horizontal
Standard: FCC Class B 3M Radiated	Power Source: DC 3.7V
Test item: Radiation Test	Date: 16/01/14/
Temp.( C)/Hum.(%) 23 C / 48 %	Time:
EUT: Bluetooth Earpods	Engineer Signature: PEI
Mode: TX 2480MHz	Distance: 3m
Model: NS-CAHBT02-BK	
Manufacturer: Country Mate Technology Ltd	

Note:



No.	Freq. (MHz)	Reading (dBuV/m)	Factor (dB)	Result (dBuV/m)	Limit (dBuV/m)	Margin (dB)	Detector	Height (cm)	Degree (deg.)	Remark
1	2480.000	98.69	-7.37	91.32	/	/	peak			
2	16988.970	8.96	41.67	50.63	74.00	-23.37	peak			
3	16988.970	-1.05	41.67	40.62	54.00	-13.38	AVG			


**ACCURATE TECHNOLOGY CO., LTD.**

 F1,Bldg,A,Changyuan New Material Port Keyuan Rd,  
 Science & Industry Park,Nanshan Shenzhen,P.R.China

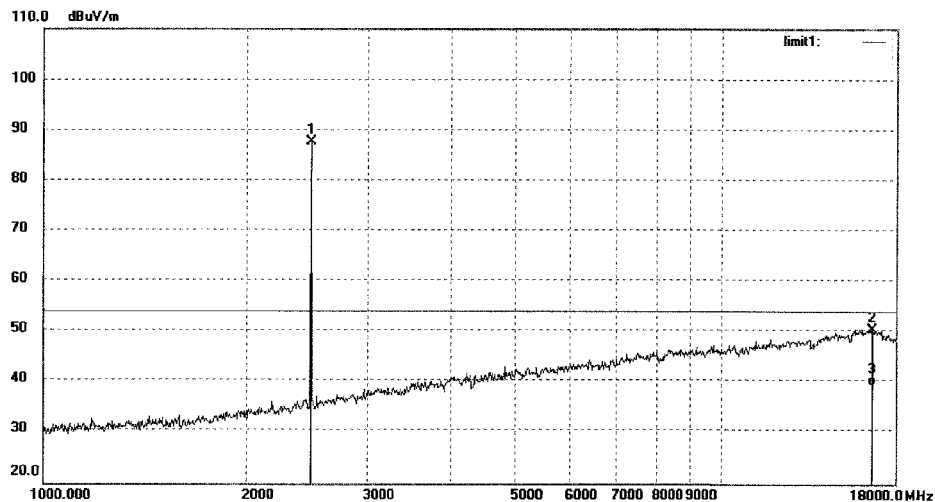
Site: 2# Chamber

Tel:+86-0755-26503290

Fax:+86-0755-26503396

Job No.: tuv2015 #2291	Polarization: Vertical
Standard: FCC Class B 3M Radiated	Power Source: DC 3.7V
Test item: Radiation Test	Date: 16/01/14/
Temp.( C)/Hum.(%) 23 C / 48 %	Time:
EUT: Bluetooth Earpods	Engineer Signature: PEI
Mode: TX 2480MHz	Distance: 3m
Model: NS-CAHBT02-BK	
Manufacturer: Country Mate Technology Ltd	

Note:



No.	Freq. (MHz)	Reading (dBuV/m)	Factor (dB)	Result (dBuV/m)	Limit (dBuV/m)	Margin (dB)	Detector	Height (cm)	Degree (deg.)	Remark
1	2480.000	94.96	-7.37	87.59	/	/	peak			
2	16648.693	9.76	40.72	50.48	74.00	-23.52	peak			
3	16648.693	-1.26	40.72	39.46	54.00	-14.54	AVG			


**ACCURATE TECHNOLOGY CO., LTD.**

 F1,Bldg,A,Changyuan New Material Port Keyuan Rd,  
 Science & Industry Park,Nanshan Shenzhen,P.R.China

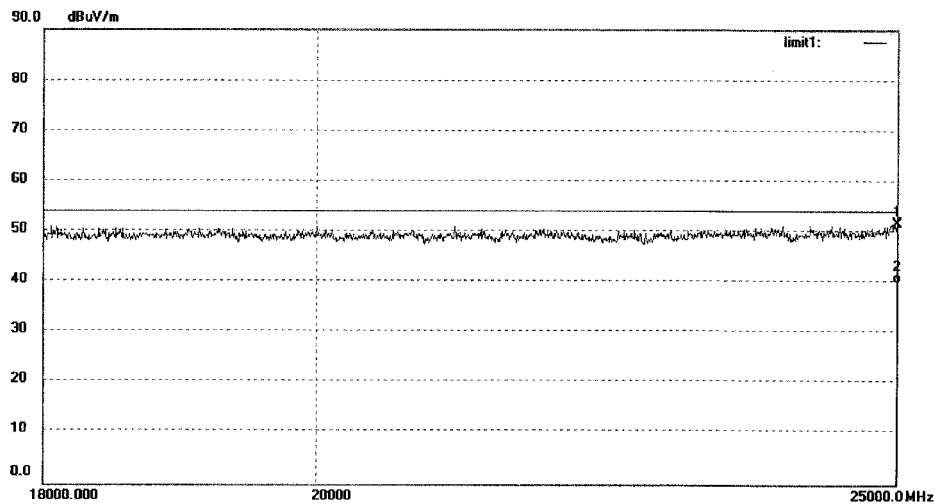
Site: 2# Chamber

Tel:+86-0755-26503290

Fax:+86-0755-26503396

Job No.: tuv2015 #2345	Polarization: Horizontal
Standard: FCC Class B 3M Radiated	Power Source: DC 3.7V
Test item: Radiation Test	Date: 16/01/14/
Temp.( C)/Hum.(%) 23 C / 48 %	Time:
EUT: Bluetooth Earpods	Engineer Signature: PEI
Mode: TX 2402MHz	Distance: 3m
Model: NS-CAHBT02-BK	
Manufacturer: Country Mate Technology Ltd	

Note:



No.	Freq. (MHz)	Reading (dBuV/m)	Factor (dB)	Result (dBuV/m)	Limit (dBuV/m)	Margin (dB)	Detector	Height (cm)	Degree (deg.)	Remark
1	25000.000	32.66	18.90	51.56	74.00	-22.44	peak			
2	25000.000	21.11	18.90	40.01	54.00	-13.99	AVG			


**ACCURATE TECHNOLOGY CO., LTD.**

 F1,Bldg,A,Changyuan New Material Port Keyuan Rd,  
 Science & Industry Park,Nanshan Shenzhen,P.R.China

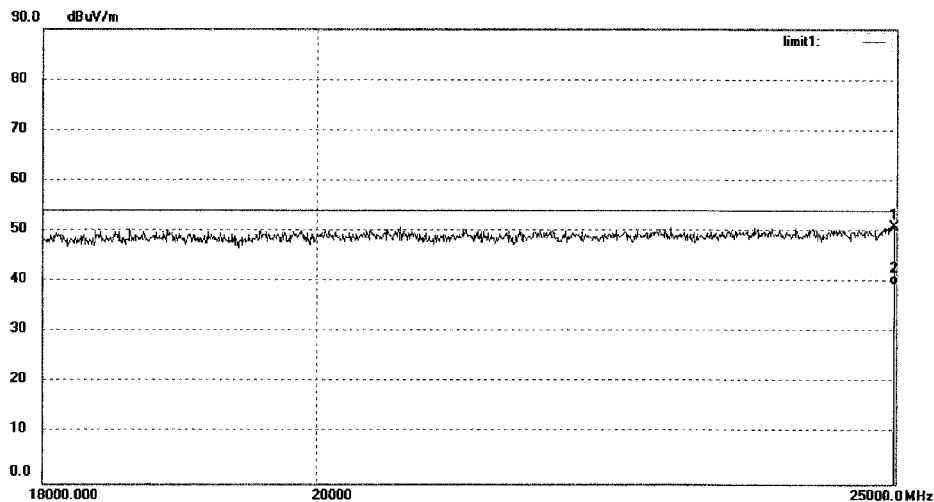
Site: 2# Chamber

Tel:+86-0755-26503290

Fax:+86-0755-26503396

Job No.: tuv2015 #2344	Polarization: Vertical
Standard: FCC Class B 3M Radiated	Power Source: DC 3.7V
Test item: Radiation Test	Date: 16/01/14/
Temp.( C)/Hum.(%) 23 C / 48 %	Time:
EUT: Bluetooth Earpods	Engineer Signature: PEI
Mode: TX 2402MHz	Distance: 3m
Model: NS-CAHBT02-BK	
Manufacturer: Country Mate Technology Ltd	

Note:



No.	Freq. (MHz)	Reading (dBuV/m)	Factor (dB)	Result (dBuV/m)	Limit (dBuV/m)	Margin (dB)	Detector	Height (cm)	Degree (deg.)	Remark
1	24983.547	32.06	18.88	50.94	74.00	-23.06	peak			
2	24983.547	20.68	18.88	39.56	54.00	-14.44	AVG			


**ACCURATE TECHNOLOGY CO., LTD.**

 F1,Bldg,A,Changyuan New Material Port Keyuan Rd,  
 Science & Industry Park,Nanshan Shenzhen,P.R.China

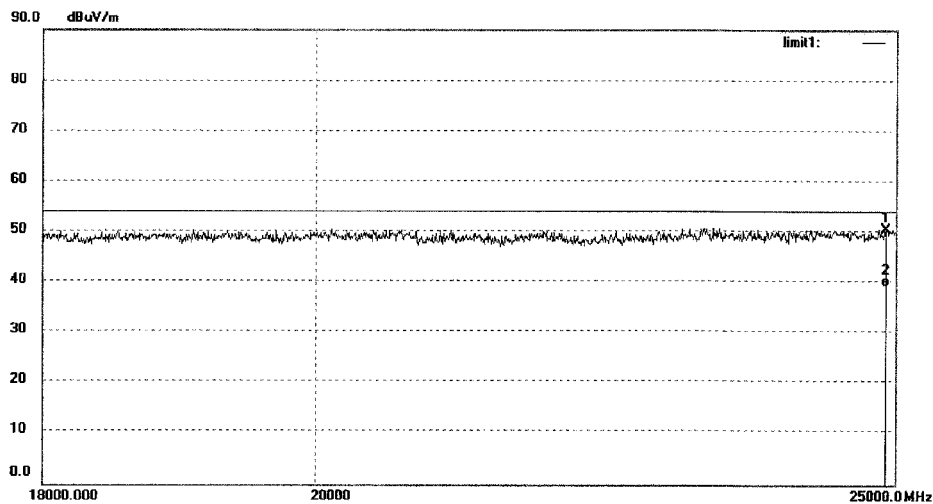
Site: 2# Chamber

Tel:+86-0755-26503290

Fax:+86-0755-26503396

Job No.: tuv2015 #2346	Polarization: Horizontal
Standard: FCC Class B 3M Radiated	Power Source: DC 3.7V
Test item: Radiation Test	Date: 16/01/14/
Temp.( C)/Hum.(%) 23 C / 48 %	Time:
EUT: Bluetooth Earpods	Engineer Signature: PEI
Mode: TX 2441MHz	Distance: 3m
Model: NS-CAHBT02-BK	
Manufacturer: Country Mate Technology Ltd	

Note:



No.	Freq. (MHz)	Reading (dBuV/m)	Factor (dB)	Result (dBuV/m)	Limit (dBuV/m)	Margin (dB)	Detector	Height (cm)	Degree (deg.)	Remark
1	24909.644	31.73	18.77	50.50	74.00	-23.50	peak			
2	24909.644	20.57	18.77	39.34	54.00	-14.66	AVG			




**ACCURATE TECHNOLOGY CO., LTD.**

 F1,Bldg,A,Changyuan New Material Port Keyuan Rd,  
 Science & Industry Park,Nanshan Shenzhen,P.R.China

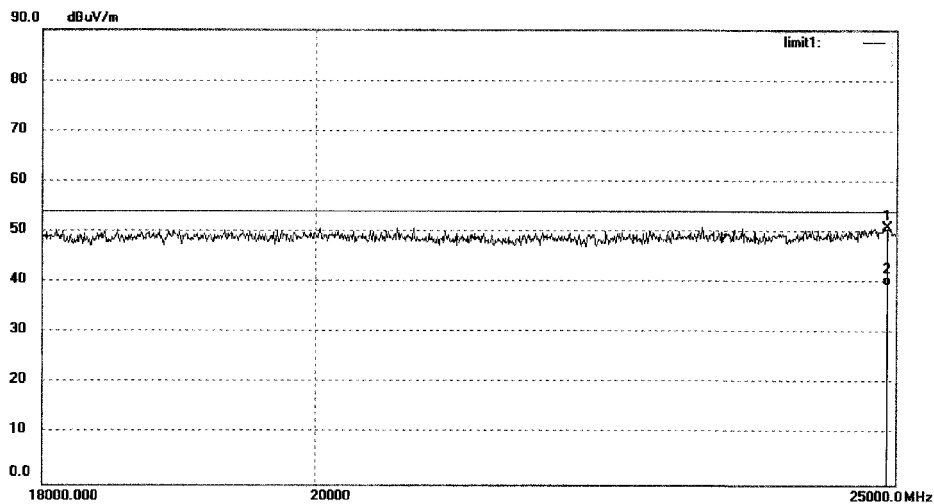
Site: 2# Chamber

Tel:+86-0755-26503290

Fax:+86-0755-26503396

Job No.: tuv2015 #2347	Polarization: Vertical
Standard: FCC Class B 3M Radiated	Power Source: DC 3.7V
Test item: Radiation Test	Date: 16/01/14/
Temp.( C)/Hum.(%) 23 C / 48 %	Time:
EUT: Bluetooth Earpods	Engineer Signature: PEI
Mode: TX 2441MHz	Distance: 3m
Model: NS-CAHBT02-BK	
Manufacturer: Country Mate Technology Ltd	

Note:



No.	Freq. (MHz)	Reading (dBuV/m)	Factor (dB)	Result (dBuV/m)	Limit (dBuV/m)	Margin (dB)	Detector	Height (cm)	Degree (deg.)	Remark
1	24917.845	32.07	18.78	50.85	74.00	-23.15	peak			
2	24917.845	20.81	18.78	39.59	54.00	-14.41	AVG			


**ACCURATE TECHNOLOGY CO., LTD.**

 F1,Bldg,A,Changyuan New Material Port Keyuan Rd,  
 Science & Industry Park,Nanshan Shenzhen,P.R.China

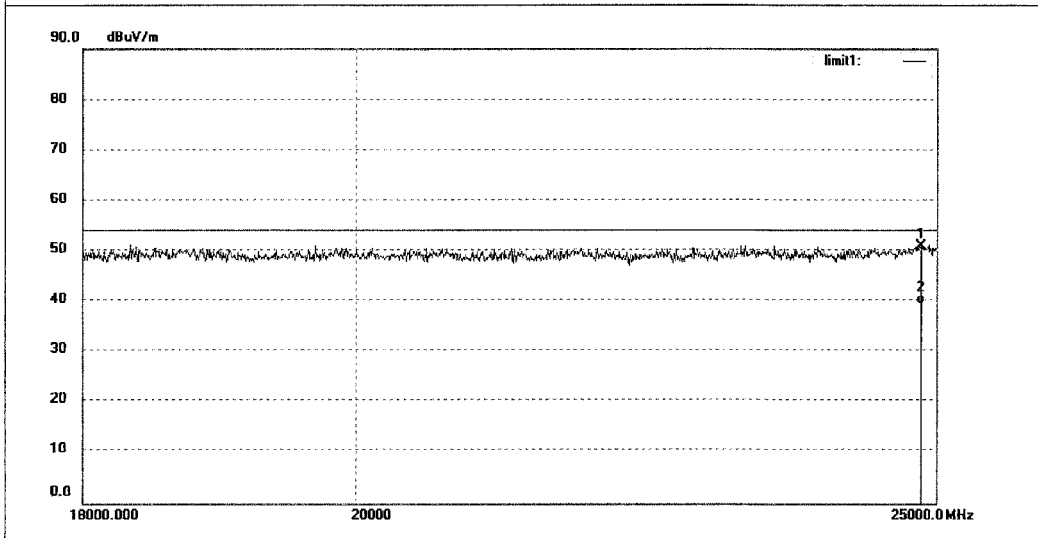
Site: 2# Chamber

Tel:+86-0755-26503290

Fax:+86-0755-26503396

Job No.: tuv2015 #2349	Polarization: Horizontal
Standard: FCC Class B 3M Radiated	Power Source: DC 3.7V
Test item: Radiation Test	Date: 16/01/14/
Temp.( C)/Hum.(%) 23 C / 48 %	Time:
EUT: Bluetooth Earpods	Engineer Signature: PEI
Mode: TX 2480MHz	Distance: 3m
Model: NS-CAHBT02-BK	
Manufacturer: Country Mate Technology Ltd	

Note:



No.	Freq. (MHz)	Reading (dBuV/m)	Factor (dB)	Result (dBuV/m)	Limit (dBuV/m)	Margin (dB)	Detector	Height (cm)	Degree (deg.)	Remark
1	24852.315	32.28	18.69	50.97	74.00	-23.03	peak			
2	24852.315	20.83	18.69	39.52	54.00	-14.48	AVG			


**ACCURATE TECHNOLOGY CO., LTD.**

 F1,Bldg,A,Changyuan New Material Port Keyuan Rd,  
 Science & Industry Park,Nanshan Shenzhen,P.R.China

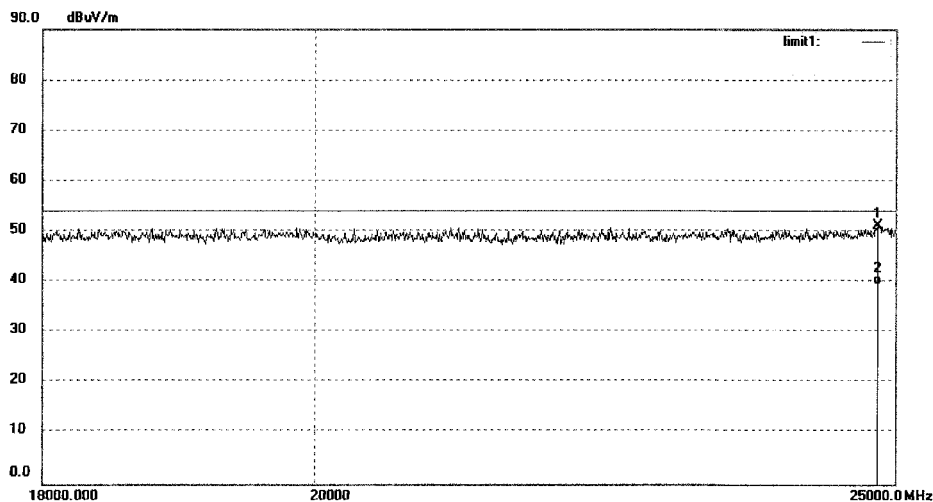
Site: 2# Chamber

Tel:+86-0755-26503290

Fax:+86-0755-26503396

Job No.: tuv2015 #2348	Polarization: Vertical
Standard: FCC Class B 3M Radiated	Power Source: DC 3.7V
Test item: Radiation Test	Date: 16/01/14/
Temp.( C)/Hum.(%) 23 C / 48 %	Time:
EUT: Bluetooth Earpods	Engineer Signature: PEI
Mode: TX 2480MHz	Distance: 3m
Model: NS-CAHBT02-BK	
Manufacturer: Country Mate Technology Ltd	

Note:



No.	Freq. (MHz)	Reading (dBuV/m)	Factor (dB)	Result (dBuV/m)	Limit (dBuV/m)	Margin (dB)	Detector	Height (cm)	Degree (deg.)	Remark
1	24835.959	32.45	18.67	51.12	74.00	-22.88	peak			
2	24835.959	20.74	18.67	39.41	54.00	-14.59	AVG			

### Test Plot of Band Edge


**ACCURATE TECHNOLOGY CO., LTD.**

 F1,Bldg,A,Changyuan New Material Port Keyuan Rd,  
 Science & Industry Park,Nanshan Shenzhen,P.R.China

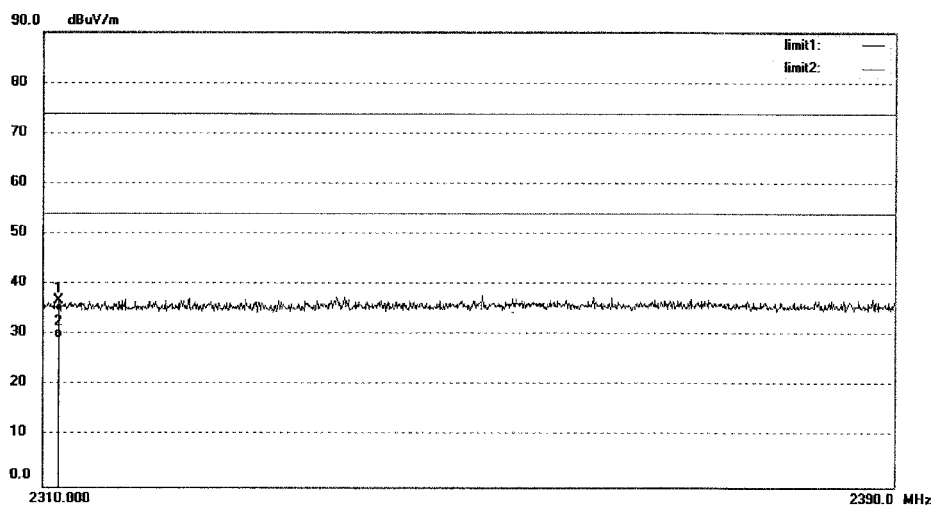
Site: 2# Chamber

Tel:+86-0755-26503290

Fax:+86-0755-26503396

Job No.: tuv2015 #2286	Polarization: Horizontal
Standard: FCC (Band Edge)	Power Source: DC 3.7V
Test item: Radiation Test	Date: 16/01/14/
Temp.( C)/Hum.(%) 23 C / 48 %	Time:
EUT: Bluetooth Earpods	Engineer Signature: PEI
Mode: TX 2402MHz	Distance: 3m
Model: NS-CAHBT02-BK	
Manufacturer: Country Mate Technology Ltd	

Note:



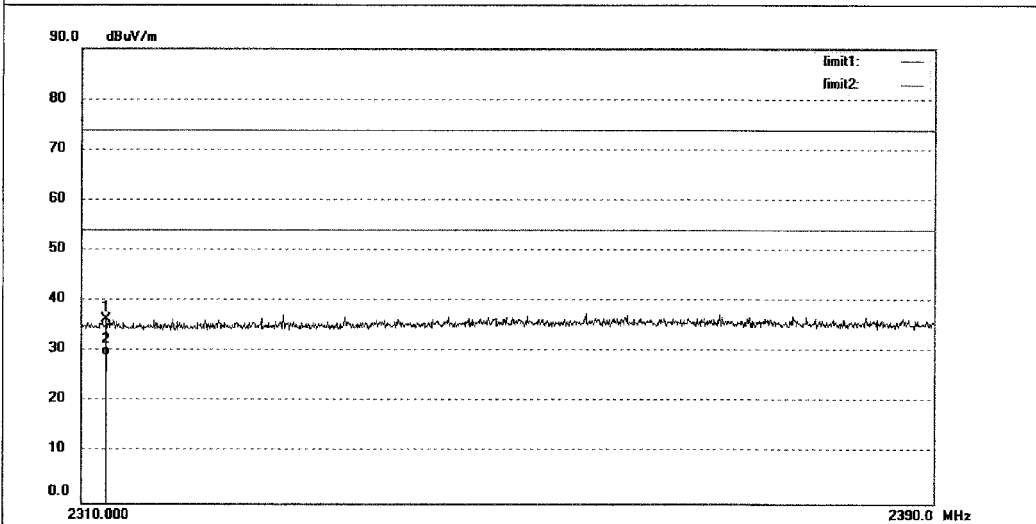
No.	Freq. (MHz)	Reading (dBuV/m)	Factor (dB)	Result (dBuV/m)	Limit (dBuV/m)	Margin (dB)	Detector	Height (cm)	Degree (deg.)	Remark
1	2311.440	44.52	-7.82	36.70	74.00	-37.30	peak			
2	2311.440	37.16	-7.82	29.34	54.00	-24.66	AVG			


**ACCURATE TECHNOLOGY CO., LTD.**  
 F1,Bldg,A,Changyuan New Material Port Keyuan Rd,  
 Science & Industry Park,Nanshan Shenzhen,P.R.China

 Site: 2# Chamber  
 Tel:+86-0755-26503290  
 Fax:+86-0755-26503396

Job No.: tuv2015 #2287	Polarization: Vertical
Standard: FCC (Band Edge)	Power Source: DC 3.7V
Test item: Radiation Test	Date: 16/01/14/
Temp.( C)/Hum.(%) 23 C / 48 %	Time:
EUT: Bluetooth Earpods	Engineer Signature: PEI
Mode: TX 2402MHz	Distance: 3m
Model: NS-CAHBT02-BK	
Manufacturer: Country Mate Technology Ltd	

Note:



No.	Freq. (MHz)	Reading (dBuV/m)	Factor (dB)	Result (dBuV/m)	Limit (dBuV/m)	Margin (dB)	Detector	Height (cm)	Degree (deg.)	Remark
1	2312.320	44.20	-7.82	36.38	74.00	-37.62	peak			
2	2312.320	37.00	-7.82	29.18	54.00	-24.82	AVG			


**ACCURATE TECHNOLOGY CO., LTD.**

 F1,Bldg,A,Changyuan New Material Port Keyuan Rd,  
 Science & Industry Park,Nanshan Shenzhen,P.R.China

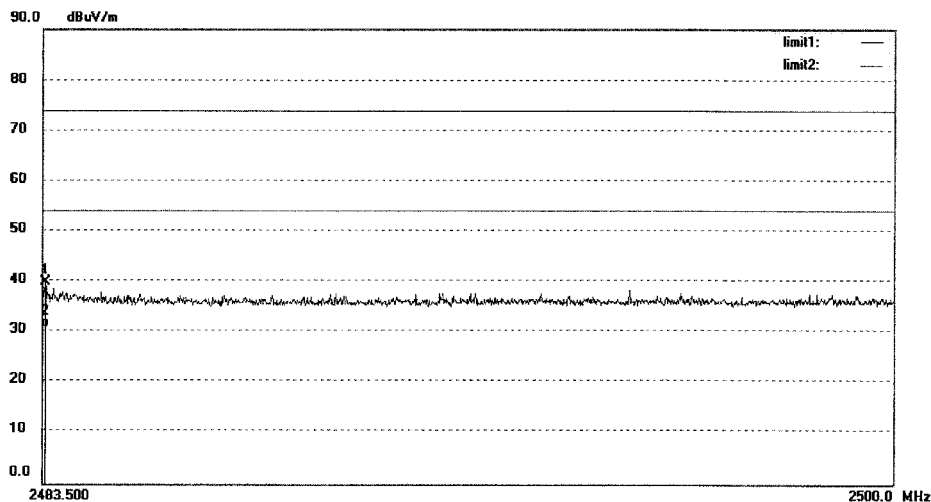
Site: 2# Chamber

Tel:+86-0755-26503290

Fax:+86-0755-26503396

Job No.: tuv2015 #2293	Polarization: Horizontal
Standard: FCC (Band Edge)	Power Source: DC 3.7V
Test item: Radiation Test	Date: 16/01/14/
Temp.( C)/Hum.(%) 23 C / 48 %	Time:
EUT: Bluetooth Earpods	Engineer Signature: PEI
Mode: TX 2480MHz	Distance: 3m
Model: NS-CAHBT02-BK	
Manufacturer: Country Mate Technology Ltd	

Note:



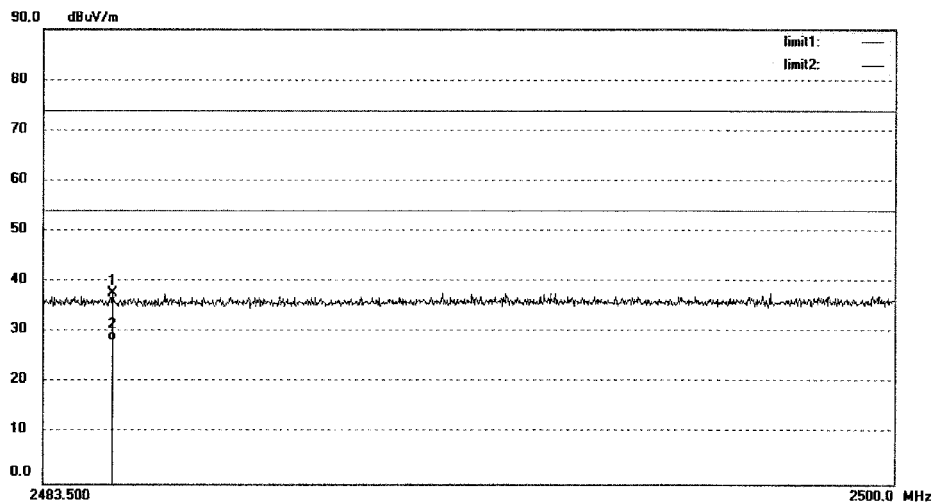
No.	Freq. (MHz)	Reading (dBuV/m)	Factor (dB)	Result (dBuV/m)	Limit (dBuV/m)	Margin (dB)	Detector	Height (cm)	Degree (deg.)	Remark
1	2483.550	47.40	-7.37	40.03	74.00	-33.97	peak			
2	2483.550	38.28	-7.37	30.91	54.00	-23.09	AVG			


**ACCURATE TECHNOLOGY CO., LTD.**  
 F1,Bldg,A,Changyuan New Material Port Keyuan Rd,  
 Science & Industry Park,Nanshan Shenzhen,P.R.China

 Site: 2# Chamber  
 Tel:+86-0755-26503290  
 Fax:+86-0755-26503396

Job No.: tuv2015 #2292	Polarization: Vertical
Standard: FCC (Band Edge)	Power Source: DC 3.7V
Test item: Radiation Test	Date: 16/01/14/
Temp.( C)/Hum.(%) 23 C / 48 %	Time:
EUT: Bluetooth Earpods	Engineer Signature: PEI
Mode: TX 2480MHz	Distance: 3m
Model: NS-CAHBT02-BK	
Manufacturer: Country Mate Technology Ltd	

Note:



No.	Freq. (MHz)	Reading (dBuV/m)	Factor (dB)	Result (dBuV/m)	Limit (dBuV/m)	Margin (dB)	Detector	Height (cm)	Degree (deg.)	Remark
1	2484.853	45.05	-7.38	37.67	74.00	-36.33	peak			
2	2484.853	35.58	-7.38	28.20	54.00	-25.80	AVG			





**Prüfbericht - Nr.: 17056805 001**  
*Test Report No.***Seite 57 von 71**  
*Page 57 of 71***5.1.7 Number of hopping frequency****RESULT:****Pass**

Date of testing : 2016-01-14  
Test standard : FCC part 15.247(a)(1)(iii)  
RSS-247 clause 5.1(4)  
Basic standard : ANSI C63.10: 2013  
Limits :  $\geq 15$  non-overlapping channels  
Kind of test site : Shield room

**Test setup**

Test Channel : Low/ Middle/ High  
Operation Mode : A.1.a  
Ambient temperature : 25°C  
Relative humidity : 50%  
Atmospheric pressure : 101kPa

**Table 10: Test result of Number of hopping frequency**

Frequency Range	Measured Quantity of Hopping Channel	Limit	Result
2402 to 2480MHz	79	$\geq 15$	Pass

### 5.1.8 Time of Occupancy

**RESULT:**
**Pass**

Date of testing : 2016-01-14  
 Test standard : FCC part 15.247(a)(1)(iii)  
                   : RSS-247 clause 5.1(4)  
 Basic standard : ANSI C63.10: 2013  
 Limits : 0.4s  
 Kind of test site : Shield room

**Test setup**

Test Channel : Low/ Middle/ High  
 Operation Mode : A.1.a  
 Ambient temperature : 25°C  
 Relative humidity : 50%  
 Atmospheric pressure : 101kPa

**Table 11: Test result of Time of Occupancy**

Mode	Packet Type	Channel Frequency (MHz)	Packet Duration [ms]	Number of Hops per Channel	Dwell Time (ms)	Limit [ms]
BDR	DH1	2402	0.420	283	118.860	400
		2441	0.428	282	120.696	400
		2480	0.420	283	118.860	400
	DH3	2402	1.688	154	259.952	400
		2441	1.674	153	256.122	400
		2480	1.688	153	258.264	400
	DH5	2402	2.964	96	284.544	400
		2441	2.964	103	305.292	400
		2480	2.964	101	299.364	400
EDR	DH1	2402	0.428	286	122.408	400
		2441	0.428	283	121.124	400
		2480	0.428	284	121.552	400
	DH3	2402	1.696	154	261.184	400
		2441	1.696	153	259.488	400
		2480	1.696	153	259.488	400
	DH5	2402	2.964	101	299.364	400
		2441	2.964	117	346.788	400
		2480	2.964	117	346.788	400

**Prüfbericht - Nr.: 17056805 001**

Test Report No.

Seite 59 von 71

Page 59 of 71

### 5.1.9 Conducted emissions

**RESULT:****Pass**

Date of testing : 2016-01-16  
Test standard : FCC Part 15.107 (a)  
ICES-003 Issue 6 January 2016  
Basic standard : ANSI C63.4: 2014  
Frequency range : 0.15 – 30MHz  
Limits : FCC Part 15.107  
Kind of test site : Shield room

**Test setup**

Input Voltage : AC 120V, 60Hz  
Operation Mode : B  
Earthing : Not Connected  
Ambient temperature : 25°C  
Relative humidity : 52%  
Atmospheric pressure : 101kPa

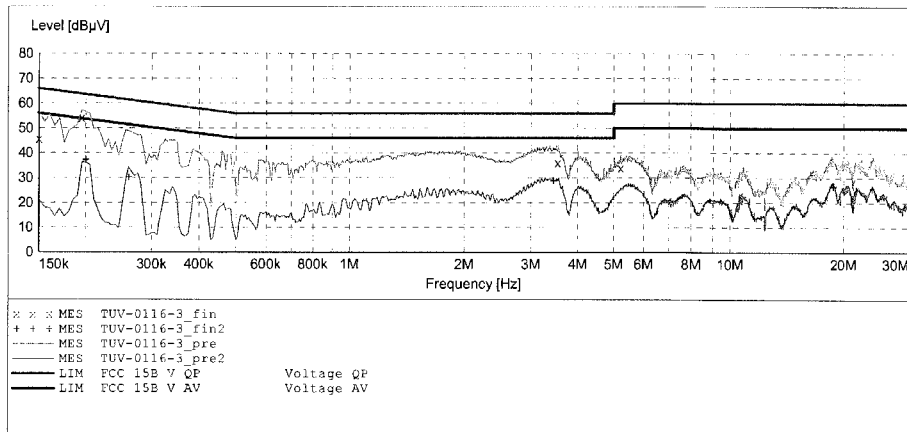
For details refer to following test plot.

**ACCURATE TECHNOLOGY CO.,LTD**
**CONDUCTED EMISSION STANDARD FCC PART 15 B**

EUT: Bluetooth Earpods M/N:NS-CAHBT02-EK  
 Manufacturer: Country Mate Technology Ltd  
 Operating Condition: Charging  
 Test Site: 1#Shielding Room  
 Operator: LGWADE  
 Test Specification: L 120V/60Hz  
 Comment:  
 Start of Test: 1/16/2016 /

**SCAN TABLE: "V 9K-30MHz fin"**

Start Frequency	Stop Frequency	Step Width	Detector	Meas. Time	IF Bandw.	Transducer
9.0 kHz	150.0 kHz	100.0 Hz	QuasiPeak	1.0 s	200 Hz	NSLK8126 2008
150.0 kHz	30.0 MHz	5.0 kHz	Average	1.0 s	9 kHz	NSLK8126 2008


**MEASUREMENT RESULT: "TUV-0116-3\_fin"**

Frequency MHz	Level dBµV	Transd dB	Limit dBµV	Margin dB	Detector	Line	PE
0.150000	45.70	10.5	66	20.3	QP	L1	GND
0.195000	54.20	10.5	64	9.6	QP	L1	GND
3.540000	36.00	11.1	56	20.0	QP	L1	GND
5.220000	34.00	11.2	60	26.0	QP	L1	GND

**MEASUREMENT RESULT: "TUV-0116-3\_fin2"**

Frequency MHz	Level dBµV	Transd dB	Limit dBµV	Margin dB	Detector	Line	PE
0.200000	37.00	10.5	54	16.6	AV	L1	GND
0.260000	30.10	10.6	51	21.3	AV	L1	GND
3.440000	28.70	11.1	46	17.3	AV	L1	GND
18.760000	26.50	11.4	50	23.5	AV	L1	GND

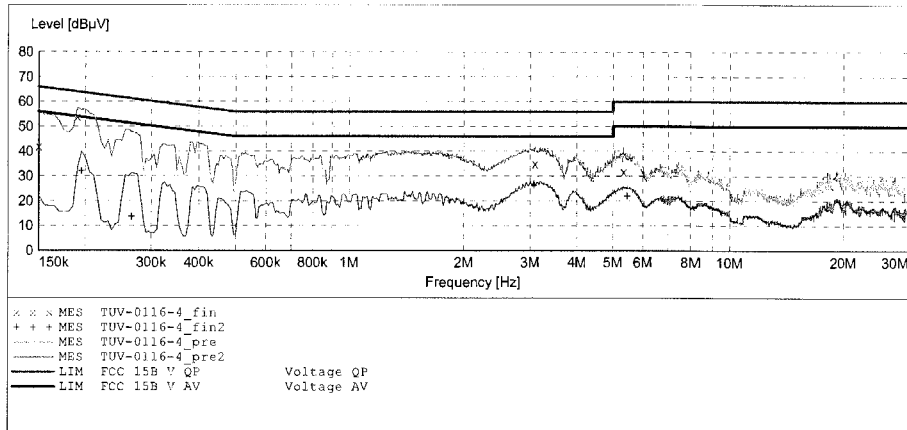
**ACCURATE TECHNOLOGY CO.,LTD**

**CONDUCTED EMISSION STANDARD FCC PART 15 B**

EUT: Bluetooth Earpods M/N:NS-CAHBT02-BK  
 Manufacturer: Country Mate Technology Ltd  
 Operating Condition: Charging  
 Test Site: 1#Shielding Room  
 Operator: LGWADE  
 Test Specification: N 120V/60Hz  
 Comment:  
 Start of Test: 1/16/2016 /

**SCAN TABLE: "V 9K-30MHz fin"**

Start Frequency	Stop Frequency	Step Width	Detector	Meas. Time	IF Bandw.	Transducer
9.0 kHz	150.0 kHz	100.0 Hz	QuasiPeak	1.0 s	200 Hz	NSLK8126 2008
150.0 kHz	30.0 MHz	5.0 kHz	Average	1.0 s	9 kHz	NSLK8126 2008



**MEASUREMENT RESULT: "TUV-0116-4\_fin"**

Frequency MHz	Level dBµV	Transd dB	Limit dBµV	Margin dB	Detector	Line	PE
0.150000	41.90	10.5	66	24.1	QP	N	GND
0.190000	54.00	10.5	64	10.0	QP	N	GND
3.090000	35.00	11.1	56	21.0	QP	N	GND
5.330000	31.80	11.2	60	28.2	QP	N	GND

**MEASUREMENT RESULT: "TUV-0116-4\_fin2"**

Frequency MHz	Level dBµV	Transd dB	Limit dBµV	Margin dB	Detector	Line	PE
0.195000	32.00	10.5	54	21.8	AV	N	GND
0.265000	13.60	10.6	51	37.7	AV	N	GND
3.070000	26.20	11.1	46	19.8	AV	N	GND
5.450000	21.90	11.2	50	28.1	AV	N	GND

**Prüfbericht - Nr.: 17056805 001**

Test Report No.

Seite 62 von 71

Page 62 of 71

### 5.1.10 Radiated Emission

**RESULT:****Pass**

Date of testing : 2015-10-19  
Test standard : FCC Part 15.109 (a)  
ICES-003 Issue 5 August 2012  
Test procedure : ANSI C63.4: 2014  
Frequency range : 30 - 6000MHz  
Equipment Classification : Class B  
Limits : FCC Part 15.109(a)  
ICES-003 Issue 6 January 2016  
Kind of test site : 3m Semi-Anechoic Chamber

**Test setup**

Input Voltage : AC 120V, 60Hz  
Operation mode : B  
Earthing : Not connected  
Ambient temperature : 23°C  
Relative humidity : 48%  
Atmospheric pressure : 101kPa

For details refer to following test plot.


**ACCURATE TECHNOLOGY CO., LTD.**

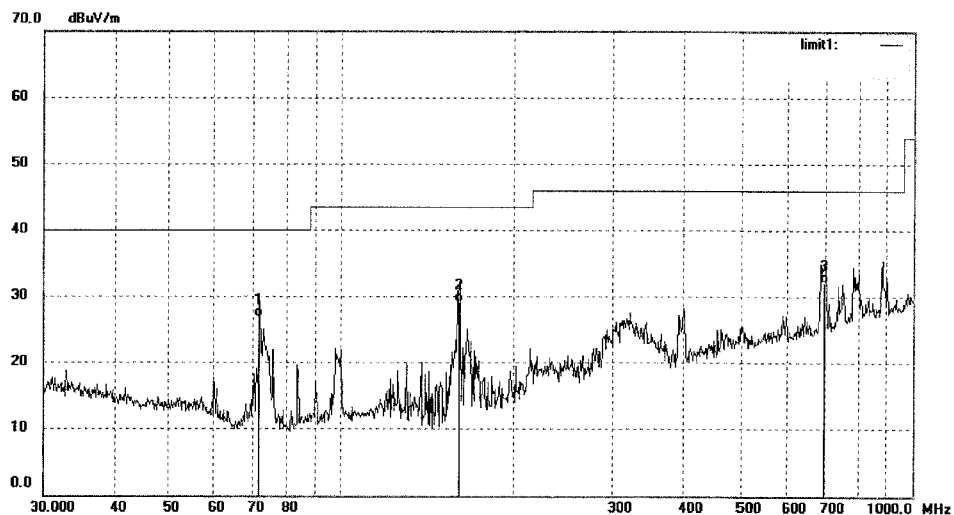
 F1,Bldg,A,Changyuan New Material Port Keyuan Rd,  
 Science & Industry Park,Nanshan Shenzhen,P.R.China

Site: 2# Chamber

 Tel:+86-0755-26503290  
 Fax:+86-0755-26503396

Job No.: tuv2015 #2320	Polarization: Horizontal
Standard: FCC Class B 3M Radiated	Power Source: DC 5V
Test item: Radiation Test	Date: 16/01/14/
Temp.( C)/Hum.(%) 23 C / 48 %	Time:
EUT: Bluetooth Earpods	Engineer Signature: PEI
Mode: Charging	Distance: 3m
Model: NS-CAHBT02-BK	
Manufacturer: Country Mate Technology Ltd	

Note:



No.	Freq. (MHz)	Reading (dBuV/m)	Factor (dB)	Result (dBuV/m)	Limit (dBuV/m)	Margin (dB)	Detector	Height (cm)	Degree (deg.)	Remark
1	71.8320	42.67	-15.75	26.92	40.00	-13.08	QP			
2	160.9089	43.34	-14.25	29.09	43.50	-14.41	QP			
3	696.8567	33.87	-1.84	32.03	46.00	-13.97	QP			


**ACCURATE TECHNOLOGY CO., LTD.**

 F1,Bldg,A,Changyuan New Material Port Keyuan Rd,  
 Science & Industry Park,Nanshan Shenzhen,P.R.China

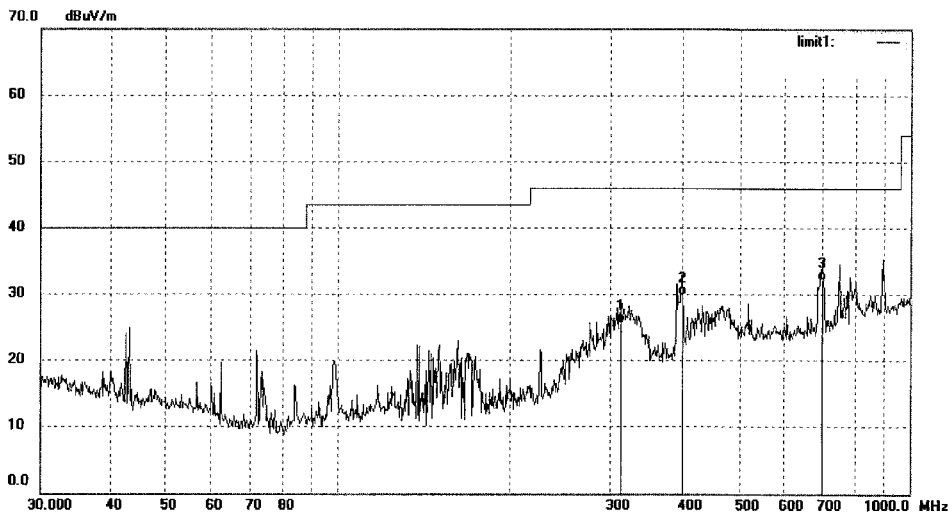
Site: 2# Chamber

Tel:+86-0755-26503290

Fax:+86-0755-26503396

Job No.: tuv2015 #2321	Polarization: Vertical
Standard: FCC Class B 3M Radiated	Power Source: DC 5V
Test item: Radiation Test	Date: 16/01/14/
Temp.( C)/Hum.(%) 23 C / 48 %	Time:
EUT: Bluetooth Earpods	Engineer Signature: PEI
Mode: Charging	Distance: 3m
Model: NS-CAHBT02-BK	
Manufacturer: Country Mate Technology Ltd	

Note:



No.	Freq. (MHz)	Reading (dBuV/m)	Factor (dB)	Result (dBuV/m)	Limit (dBuV/m)	Margin (dB)	Detector	Height (cm)	Degree (deg.)	Remark
1	313.2760	34.62	-8.93	25.69	46.00	-20.31	QP			
2	400.4319	36.66	-6.80	29.86	46.00	-16.14	QP			
3	699.3046	33.92	-1.77	32.15	46.00	-13.85	QP			




**ACCURATE TECHNOLOGY CO., LTD.**

 F1,Bldg,A,Changyuan New Material Port Keyuan Rd,  
 Science & Industry Park,Nanshan Shenzhen,P.R.China

Site: 2# Chamber

Tel:+86-0755-26503290

Fax:+86-0755-26503396

Job No.: tuv2015 #2389

Standard: FCC Class B 3M Radiated

Test item: Radiation Test

Temp.( C)/Hum.(%) 23 C / 48 %

EUT: Bluetooth Earpods

Mode: Charging

Model: NS-CAHBT02-BK

Manufacturer: Country Mate Technology Ltd

Polarization: Horizontal

Power Source: DC 5V

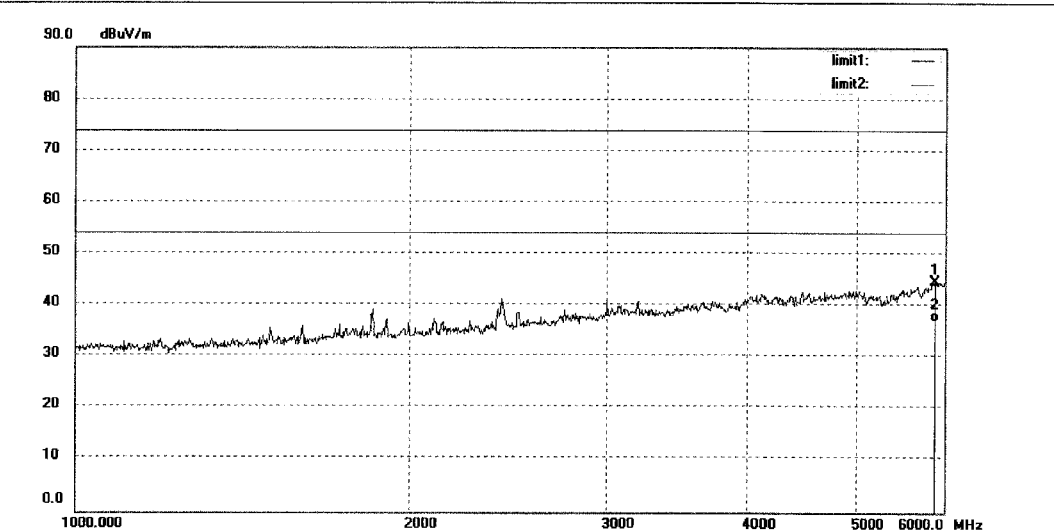
Date: 16/01/16/

Time:

Engineer Signature: PEI

Distance: 3m

Note:



No.	Freq. (MHz)	Reading (dBuV/m)	Factor (dB)	Result (dBuV/m)	Limit (dBuV/m)	Margin (dB)	Detector	Height (cm)	Degree (deg.)	Remark
1	5872.370	42.73	1.95	44.68	74.00	-29.32	peak			
2	5872.370	35.07	1.95	37.02	54.00	-16.98	AVG			


**ACCURATE TECHNOLOGY CO., LTD.**

 F1,Bldg,A,Changyuan New Material Port Keyuan Rd,  
 Science & Industry Park,Nanshan Shenzhen,P.R.China

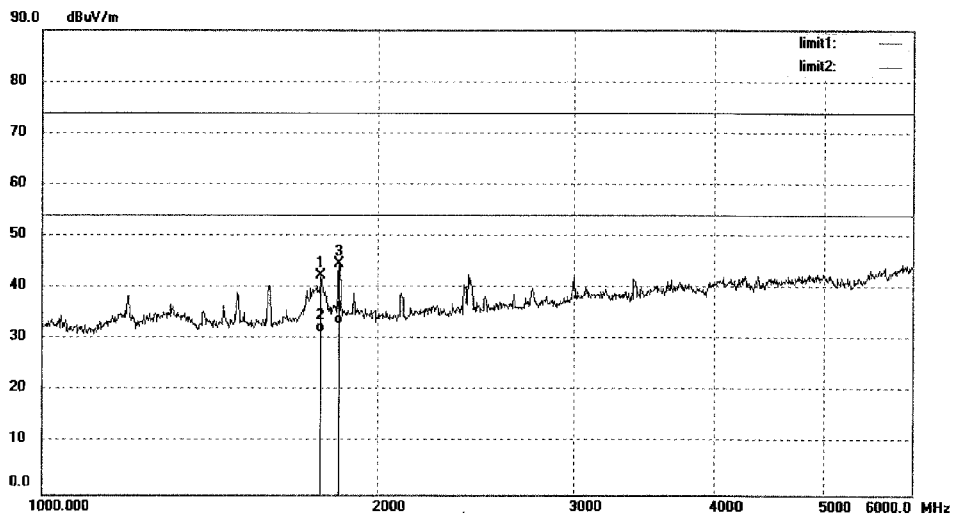
Site: 2# Chamber

Tel:+86-0755-26503290

Fax:+86-0755-26503396

Job No.: tuv2015 #2390	Polarization: Vertical
Standard: FCC Class B 3M Radiated	Power Source: DC 5V
Test item: Radiation Test	Date: 16/01/16/
Temp.( C)/Hum.(%) 23 C / 48 %	Time:
EUT: Bluetooth Earpods	Engineer Signature: PEI
Mode: Charging	Distance: 3m
Model: NS-CAHBT02-BK	
Manufacturer: Country Mate Technology Ltd	

Note:



No.	Freq. (MHz)	Reading (dBuV/m)	Factor (dB)	Result (dBuV/m)	Limit (dBuV/m)	Margin (dB)	Detector	Height (cm)	Degree (deg.)	Remark
1	1777.406	52.56	-10.23	42.33	74.00	-31.67	peak			
2	1777.406	41.53	-10.23	31.30	54.00	-22.70	AVG			
3	1845.558	54.14	-9.58	44.56	74.00	-29.44	peak			
4	1845.558	42.58	-9.58	33.00	54.00	-21.00	AVG			

# 1. Safety Human exposure

## 1.1 Radio Frequency Exposure Compliance

### 1.1.1 Electromagnetic Fields

**RESULT:****Pass**

Test standard : RSS-102 Issue 5 March 2015  
FCC KDB Publication 447498 D01 v06

The maximum radiated power of the transmitter is 1.294mW (1.12dBm) only, which less than 4mW. Hence the EUT is exempted from routine evaluation limits (SAR Evaluation) according to clause 2.5.1 of RSS-102 Issue 5.


Since maximum radiated power of the transmitter is  $1.294\text{mW} < 10\text{mW}$ , and the distance from EUT to human is  $\geq 5\text{mm}$ , hence the EUT is excluded from SAR evaluation according to FCC KDB publication 447498 D01 General RF Exposure Guidance v06.

## 2. Photographs of the Test Set-Up

**Photograph 1: Set-up for Conducted Emissions**




**Photograph 2: Set-up for Spurious Emissions for below 30MHz**




**Photograph 3: Set-up for Spurious Emissions for 30 - 1000MHz**



**Photograph 4: Set-up for Spurious Emissions for 1 - 18GHz**



**Photograph 5: Set-up for Spurious Emissions for 18 - 25GHz**



### 3. List of Tables

Table 1: List of Test and Measurement Equipment .....	6
Table 2: Measurement Uncertainty .....	7
Table 3: Technical Specification of Bluetooth (BDR & EDR mode) .....	8
Table 4: RF channel and frequency of Bluetooth (BDR & EDR mode).....	8
Table 5: Test result of Peak Output Power of Bluetooth (BDR mode).....	15
Table 6: Test result of Peak Output Power of Bluetooth (EDR mode).....	15
Table 7: Test result of 20dB & 99% Bandwidth of BDR mode .....	16
Table 8: Test result of 20dB & 99% Bandwidth of EDR mode .....	16
Table 9: Test result of Frequency Separation .....	56
Table 10: Test result of Number of hopping frequency .....	57
Table 11: Test result of Time of Occupancy.....	58

### 4. List of Photographs

Photograph 1: Set-up for Conducted Emissions .....	68
Photograph 2: Set-up for Spurious Emissions for below 30MHz .....	68
Photograph 3: Set-up for Spurious Emissions for 30 - 1000MHz .....	69
Photograph 4: Set-up for Spurious Emissions for 1 - 18GHz.....	69
Photograph 5: Set-up for Spurious Emissions for 18 - 25GHz.....	70