



### PHOTOGRAPHS OF TEST SETUP

Test mode No:GWP-BTN-BT




**Radiated spurious emission Test Setup-1 (Below 30M)**




**Radiated spurious emission Test Setup-2 (Below 1GHz)**



**Radiated spurious emission Test Setup-3(Above 1GHz)**



**Radiated spurious emission Test Setup-4(Above 1GHz)**  
There is absorber on the ground floor



**AC Conducted Emissions Test Setup**