


Appendix C. Setup Photographs

<Radiated Emission>


<LAT Antenna>

X Plane with Accessory for Cellular Band

LF



HF




Y Plane without Accessory for PCS Band

LF




HF




Y Plane with Accessory for AWS Band

LF




HF




<UAT Antenna>

Y Plane with Accessory for Cellular Band

LF



HF



— THE END —