

Appendix F. Setup Photographs

<Conducted Emission>

Remote View






Rear View




<Radiated Emission>

Y Plane for 1Mbps

LF



HF




X Plane for 2Mbps

LF



HF



—————THE END—————