

Appendix F. Setup Photographs

<Conducted Emission>

Remote View






Rear View




<Radiated Emission>

Y Plane for Ant. 1

LF



HF




Z Plane for Ant. 2 and Ant. 1+2

LF



HF



—————THE END—————