


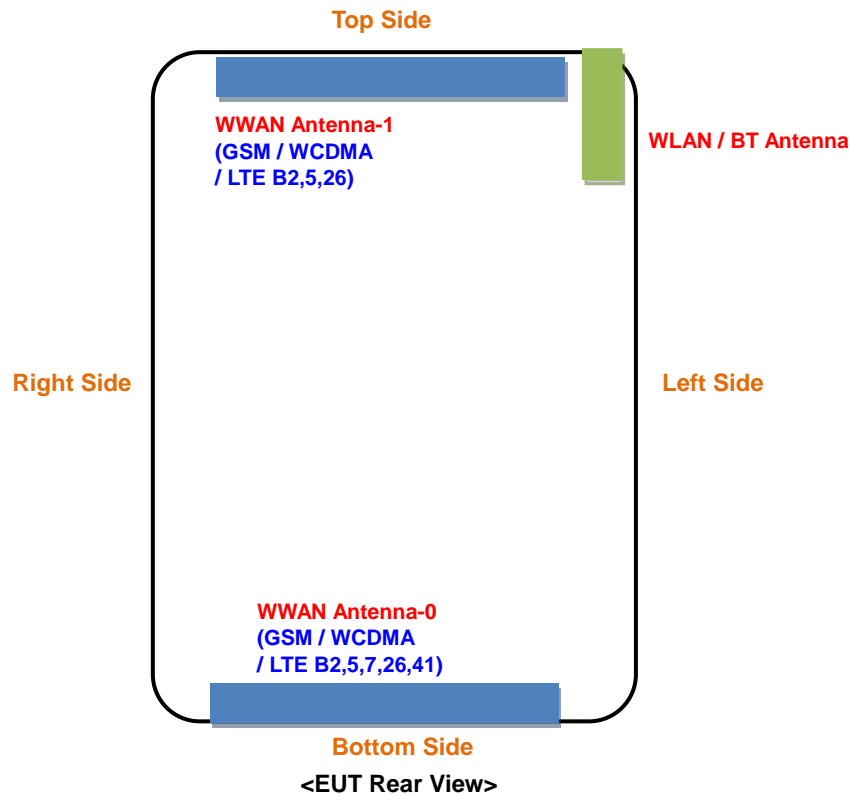
Appendix D. Photographs of EUT and Setup

FCC SAR Test Report

<Photographs of EUT>



<Antenna Location>



The separation distance for antenna to edge:

Antenna	To Top Side (mm)	To Bottom Side (mm)	To Left Side (mm)	To Right Side (mm)
WWAN 0	145	0	16	16
WWAN 1	0	145	16	16
WLAN / BT	0	130	0	61.5

Note 1: Either WWAN antenna 0 or WWAN antenna 1 can be used at a time.


Note 2: Only WCDMA band 2/5 and LTE band 2/5 on WWAN antenna 0 support dynamic antenna tuning.

Note 3: WWAN antenna 1 does not support dynamic antenna tuning.


Note 4: WWAN antenna 1 does not support LTE Band 7/41 .

FCC SAR Test Report

<Photographs of SAR Setup>



Head - Right Cheek



Head - Left Cheek



Body worn - Front Face of EUT at 15 mm



Body worn - Rear Face of EUT at 15 mm






Hotspot - Front Face of EUT at 10 mm



Hotspot - Rear Face of EUT at 10 mm

FCC SAR Test Report

	
Hotspot - Left Side of EUT at 10 mm	Hotspot - Top Side of EUT at 10 mm
	
Hotspot - Bottom Side of EUT at 10 mm	