


## Appendix D. Photographs of EUT and Setup

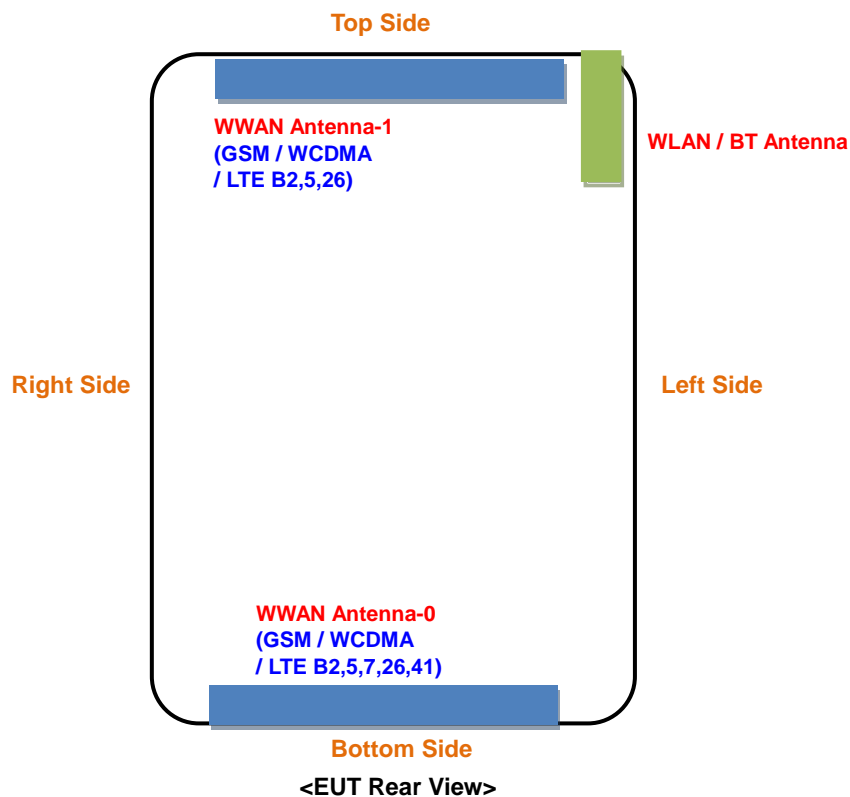
## FCC SAR Test Report

### <Photographs of EUT>



# FCC SAR Test Report

## <Antenna Location>



The separation distance for antenna to edge:

Antenna	To Top Side (mm)	To Bottom Side (mm)	To Left Side (mm)	To Right Side (mm)
WWAN 0	145	0	16	16
WWAN 1	0	145	16	16
WLAN / BT	0	130	0	61.5

Note 1: Either WWAN antenna 0 or WWAN antenna 1 can be used at a time.


Note 2: Only WCDMA band 2/5 and LTE band 2/5 on WWAN antenna 0 support dynamic antenna tuning.

Note 3: WWAN antenna 1 does not support dynamic antenna tuning.

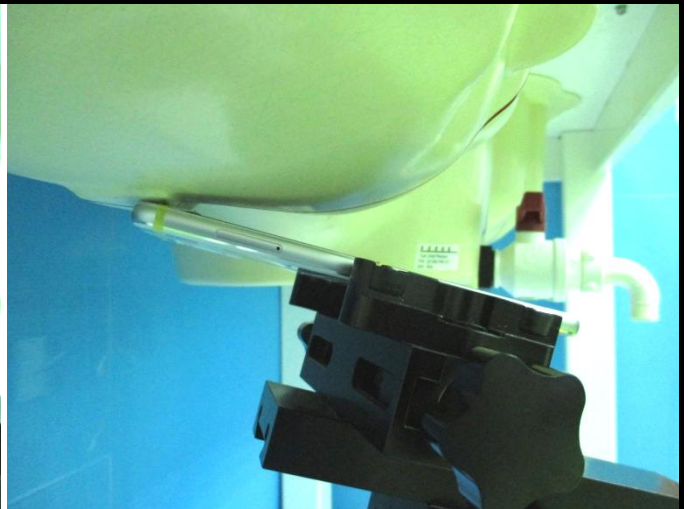
Note 4: WWAN antenna 1 does not support LTE Band 7/41 .

## FCC SAR Test Report


### <Photographs of SAR Setup>




**Head - Right Cheek**



**Head - Right Tilted**



**Head - Left Cheek**



**Head - Left Tilted**



**Body worn - Front Face of EUT at 15 mm**



**Body worn - Rear Face of EUT at 15 mm**



## FCC SAR Test Report

