

## PHOTOGRAPHS OF THE TEST CONFIGURATION

CONDUCTED EMISSION TEST

(Bluetooth & WLAN)




CONDUCTED EMISSION TEST  
(NFC)





## RADIATED EMISSION TEST

(WLAN 2.4GHz)

(Below 1GHz)




RADIATED EMISSION TEST  
(WLAN 2.4GHz)  
(Above 1GHz)





## RADIATED EMISSION TEST

(WLAN 5GHz)


(Below 1GHz)





RADIATED EMISSION TEST  
(WLAN 5GHz)  
(Above 1GHz)



RADIATED EMISSION TEST  
(Bluetooth & Bluetooth LE)  
(Below 1GHz)




RADIATED EMISSION TEST  
(Bluetooth & Bluetooth LE)  
(Above 1GHz)







# RADIATED EMISSION TEST (NFC)




(WWAN)  
(PART 22)  
RADIATED EMISSION TEST  
(GSM)




RADIATED EMISSION TEST  
(LTE)




### ERP POWER TEST




(PART 24)  
RADIATED EMISSION TEST  
(GSM)



## RADIATED EMISSION TEST (LTE)



### EIRP POWER TEST




(PART 27)  
RADIATED EMISSION TEST  
(WCDMA & LTE BAND 7/12)







RADIATED EMISSION TEST  
(LTE BAND 4)



ERP POWER TEST  
(LTE BAND 12)



EIRP POWER TEST  
(WCDMA & LTE BAND 4)



EIRP POWER TEST  
(LTE BAND 7)

