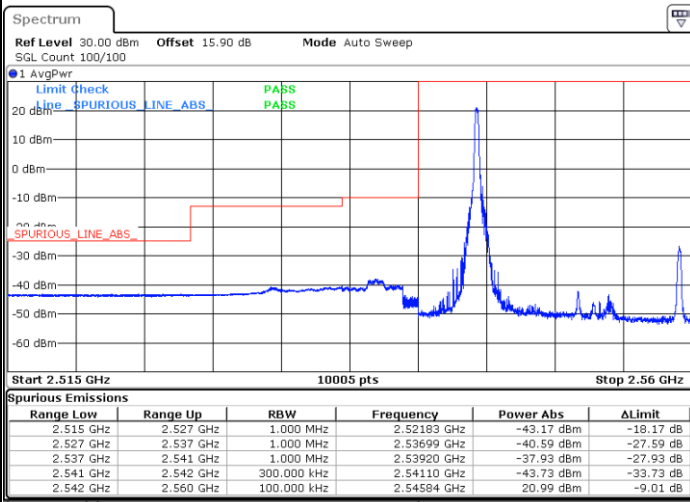




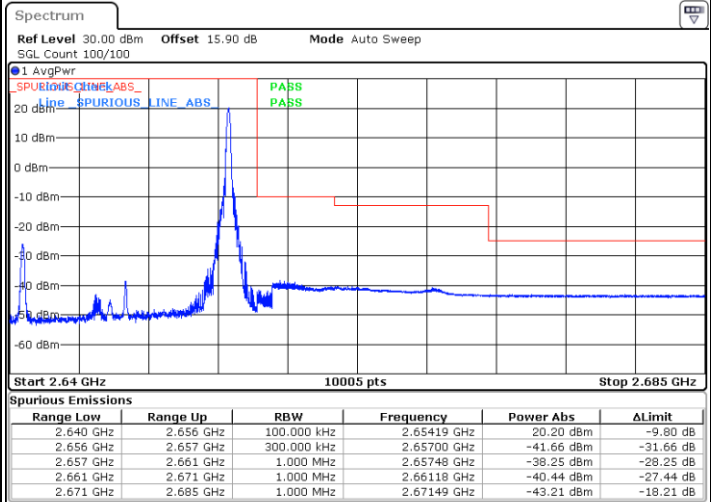
LTE Band 41 / 15MHz / QPSK

Lowest Band Edge / 1 RB

Highest Band Edge / 1 RB



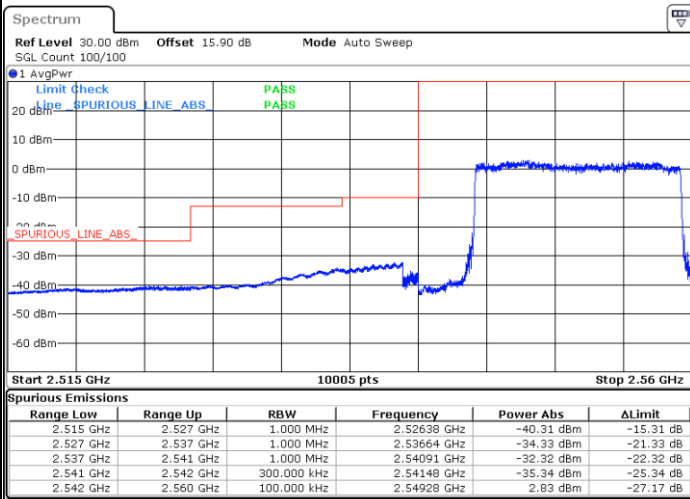
Date: 29 SEP 2017 16:13:13



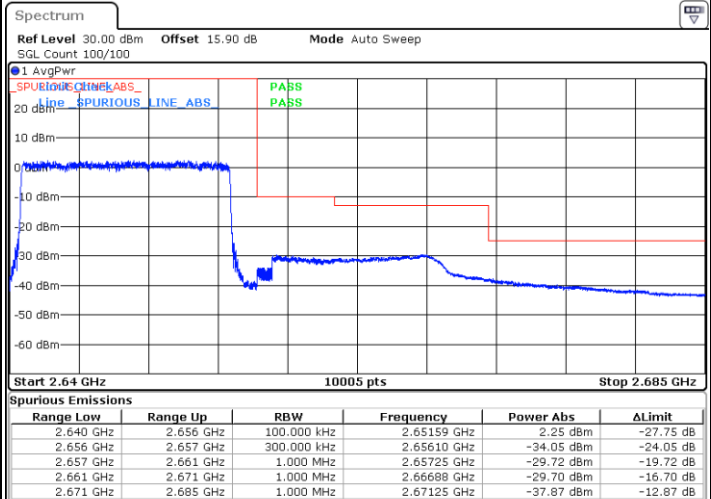
Date: 29 SEP 2017 16:21:27

Lowest Band Edge / Full RB

Highest Band Edge / Full RB



Date: 29 SEP 2017 16:15:30

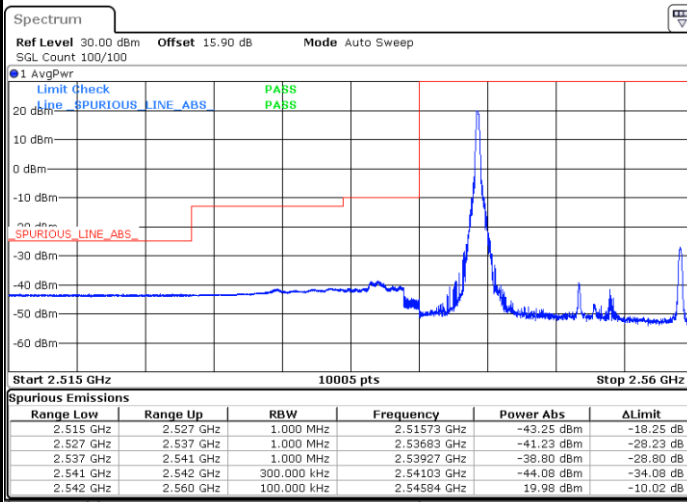


Date: 29 SEP 2017 16:23:43



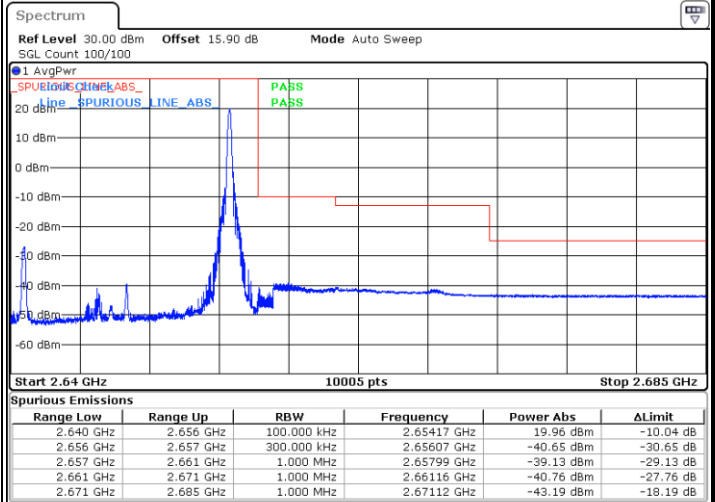
LTE Band 41 / 15MHz / 16QAM

Lowest Band Edge / 1 RB



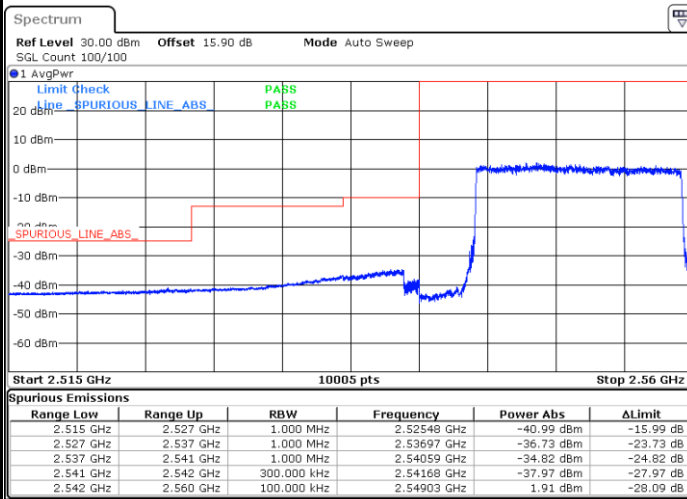
Date: 29 SEP 2017 16:14:22

Highest Band Edge / 1 RB



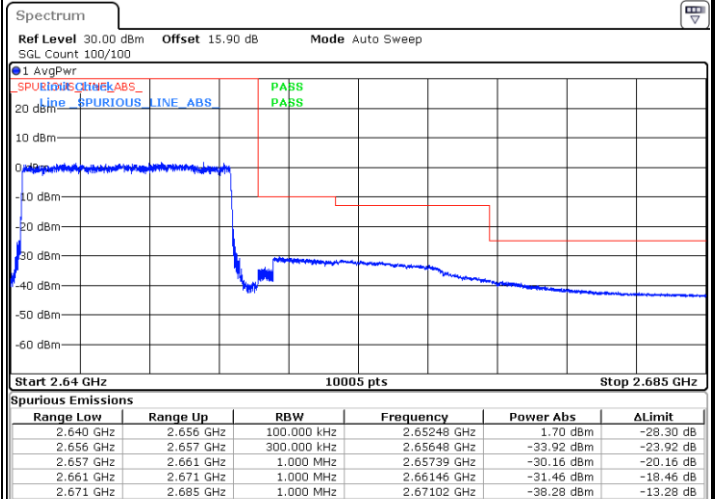
Date: 29 SEP 2017 16:22:35

Lowest Band Edge / Full RB



Date: 29 SEP 2017 16:16:39

Highest Band Edge / Full RB

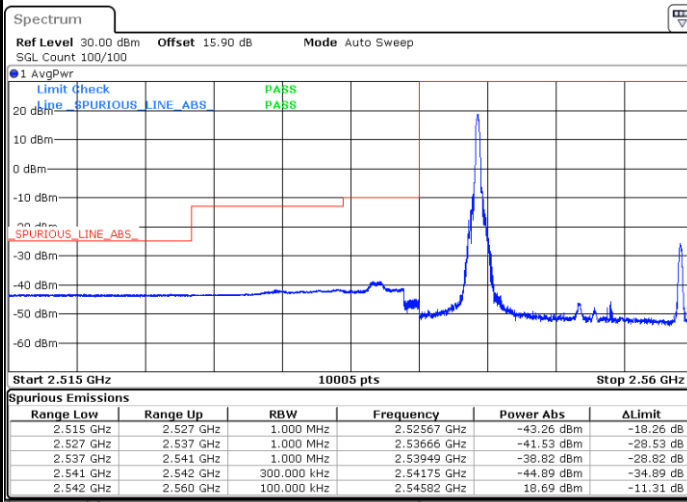


Date: 29 SEP 2017 16:24:52



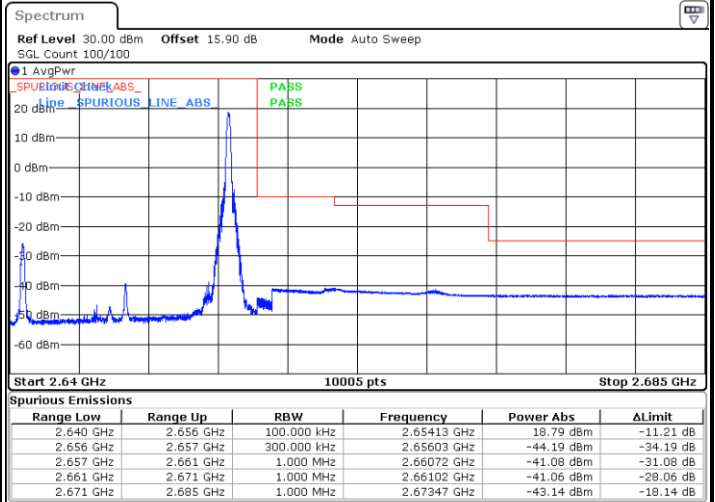
LTE Band 41 / 15MHz / 64QAM

Lowest Band Edge / 1 RB



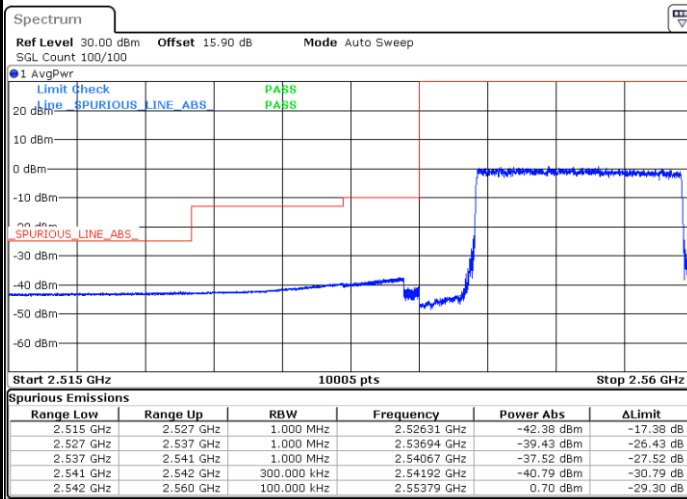
Date: 29 SEP 2017 14:39:23

Highest Band Edge / 1 RB



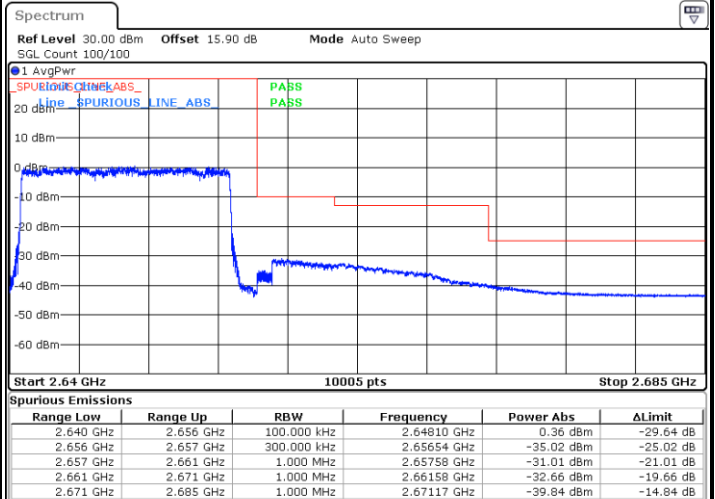
Date: 29 SEP 2017 14:43:30

Lowest Band Edge / Full RB



Date: 29 SEP 2017 14:40:32

Highest Band Edge / Full RB

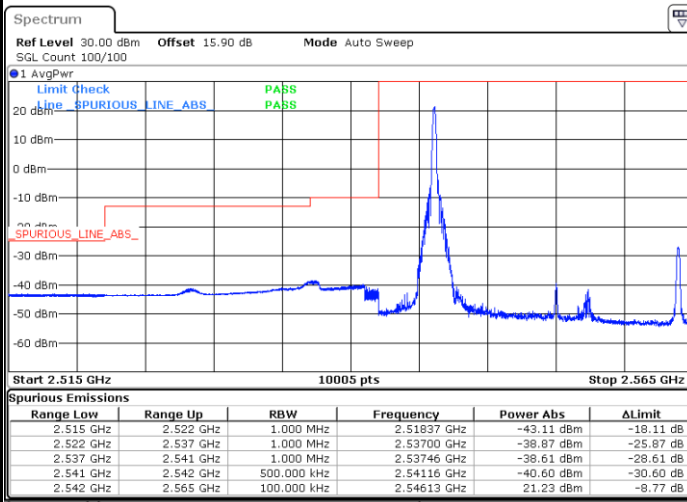


Date: 29 SEP 2017 14:44:38



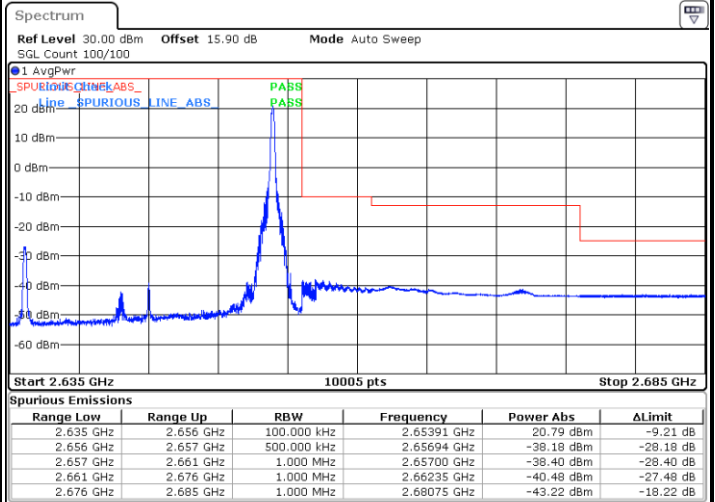
LTE Band 41 / 20MHz / QPSK

Lowest Band Edge / 1 RB



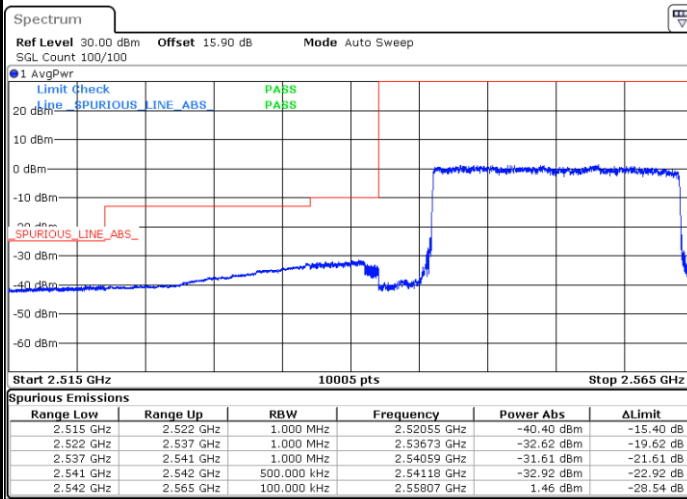
Date: 29 SEP 2017 16:27:50

Highest Band Edge / 1 RB



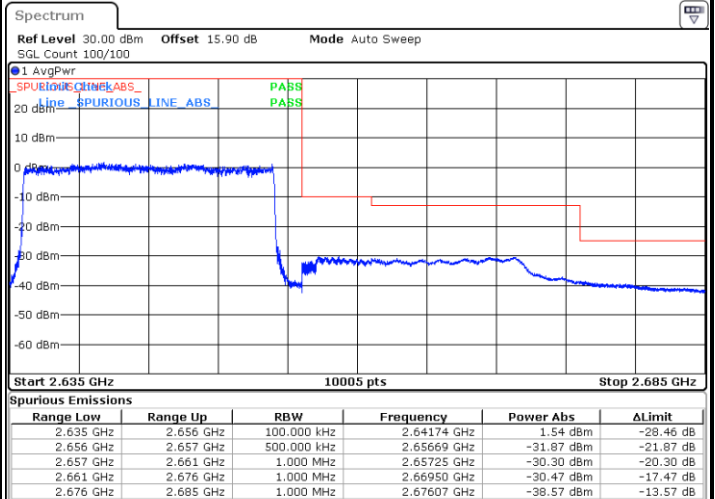
Date: 29 SEP 2017 16:36:04

Lowest Band Edge / Full RB



Date: 29 SEP 2017 16:30:07

Highest Band Edge / Full RB

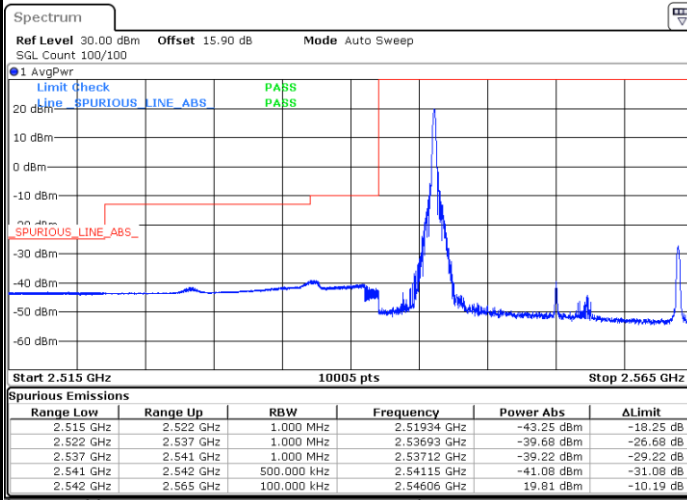


Date: 29 SEP 2017 16:39:29



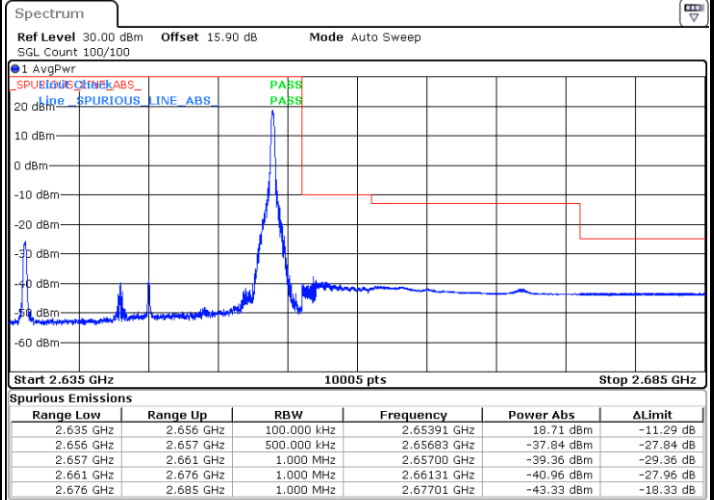
LTE Band 41 / 20MHz / 16QAM

Lowest Band Edge / 1 RB



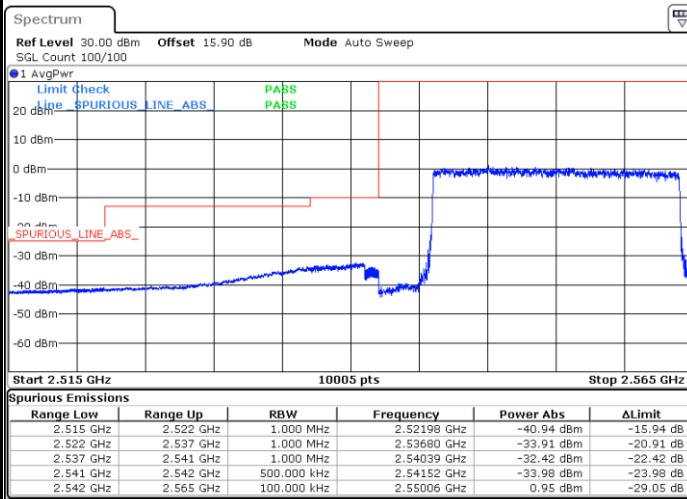
Date: 29 SEP 2017 16:28:59

Highest Band Edge / 1 RB



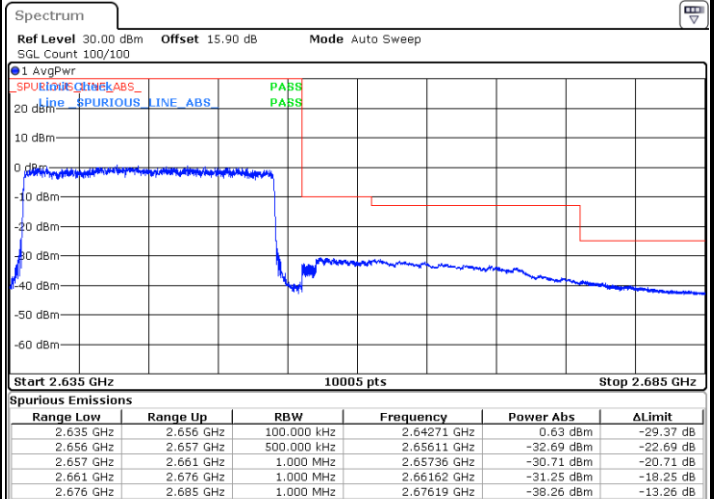
Date: 29 SEP 2017 16:37:13

Lowest Band Edge / Full RB



Date: 29 SEP 2017 16:31:16

Highest Band Edge / Full RB

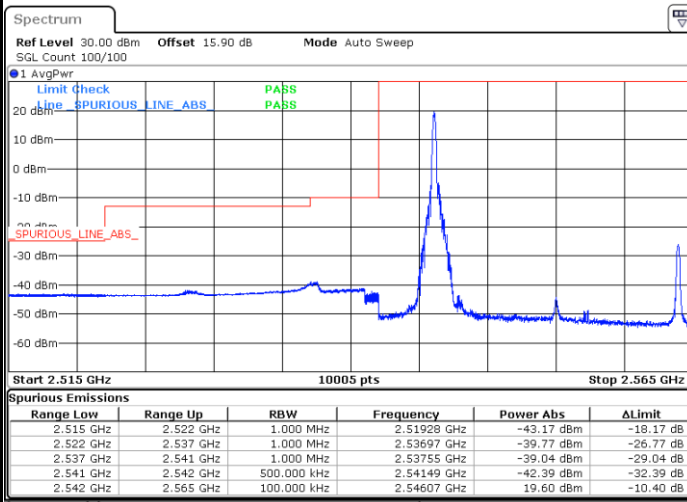


Date: 29 SEP 2017 16:38:21



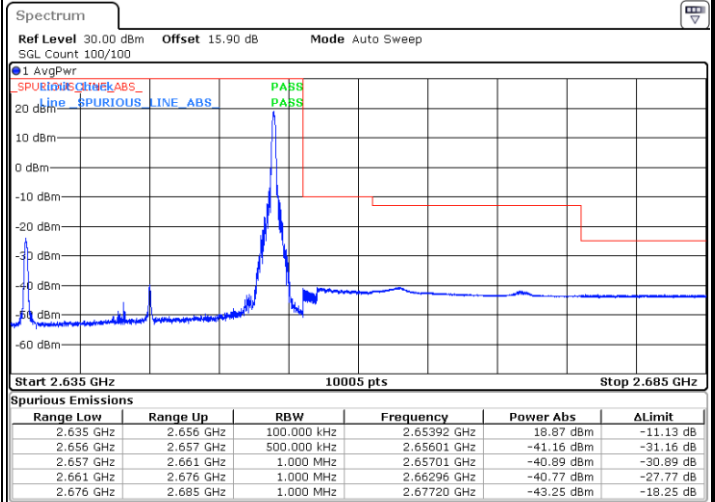
LTE Band 41 / 20MHz / 64QAM

Lowest Band Edge / 1 RB



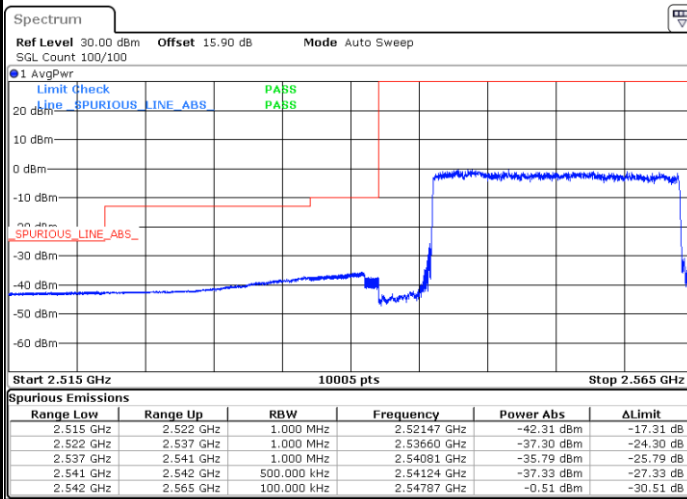
Date: 29 SEP 2017 14:46:41

Highest Band Edge / 1 RB



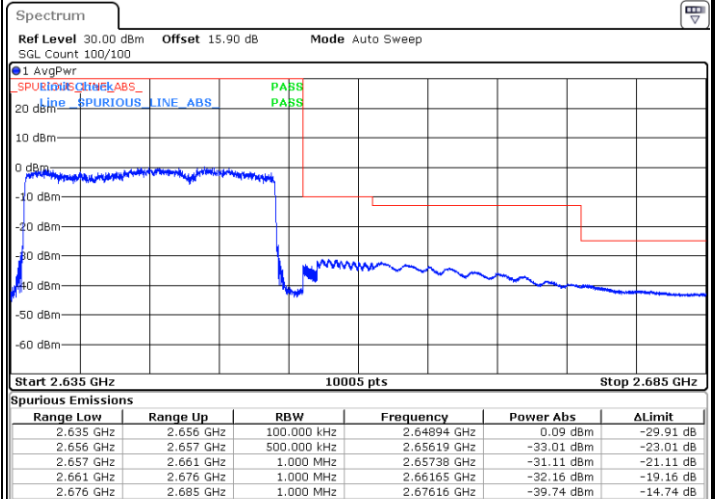
Date: 29 SEP.2017 14:50:48

Lowest Band Edge / Full RB



Date: 29 SEP 2017 14:47:50

Highest Band Edge / Full RB



Date: 29 SEP.2017 14:51:56



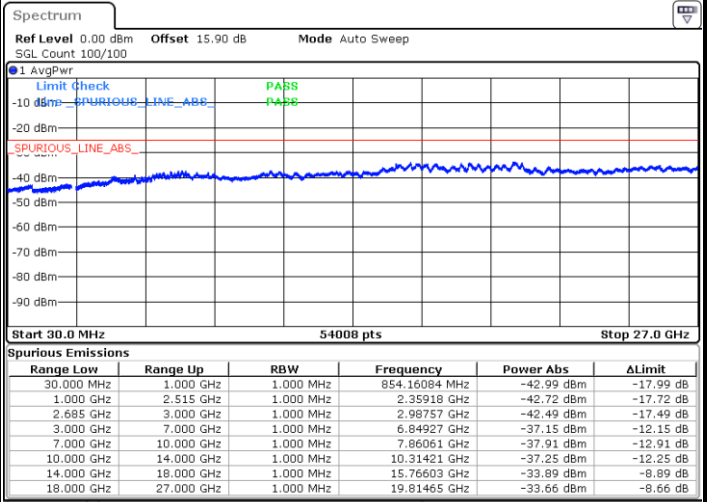
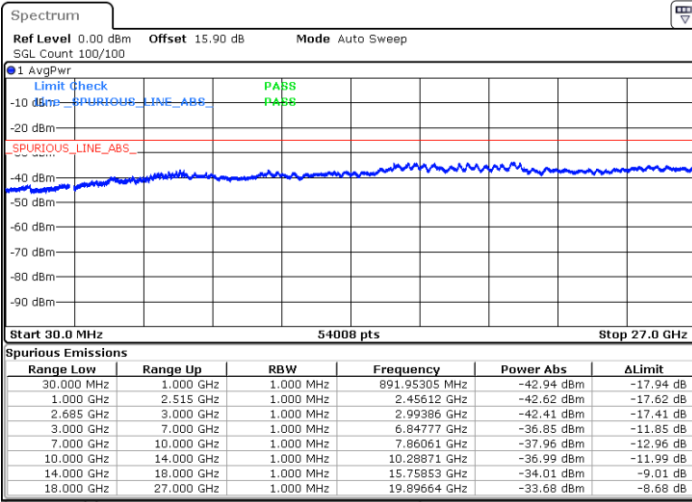
**Conducted Spurious Emission**



LTE Band 41 / 5MHz

Lowest Channel / QPSK

Lowest Channel / 16QAM

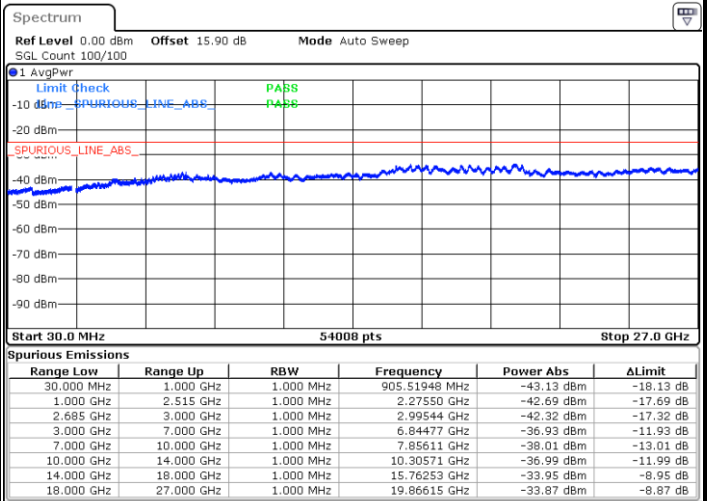
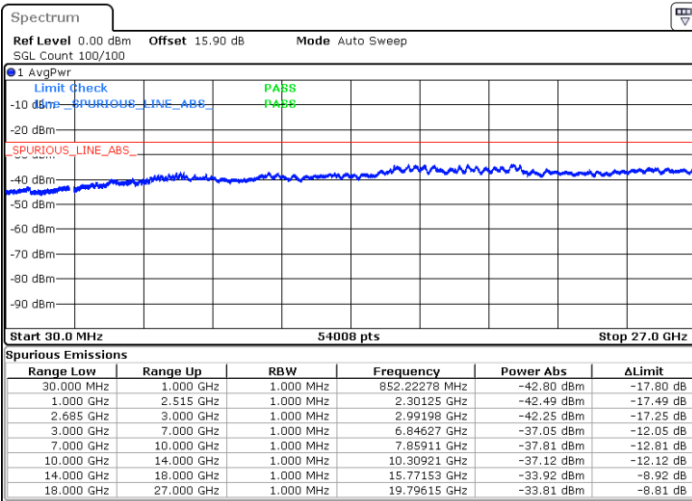


Date: 29 SEP 2017 15:48:19

Date: 29 SEP 2017 15:49:14

Middle Channel / QPSK

Middle Channel / 16QAM



Date: 29 SEP 2017 15:50:09

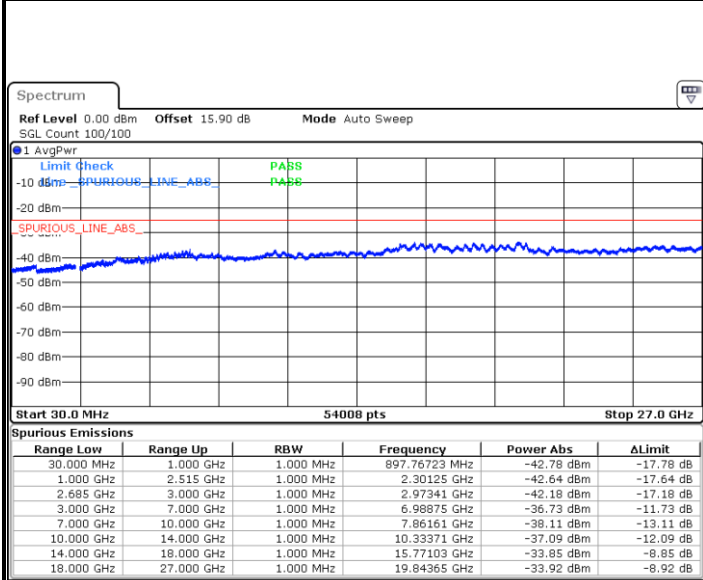
Date: 29 SEP 2017 15:51:04





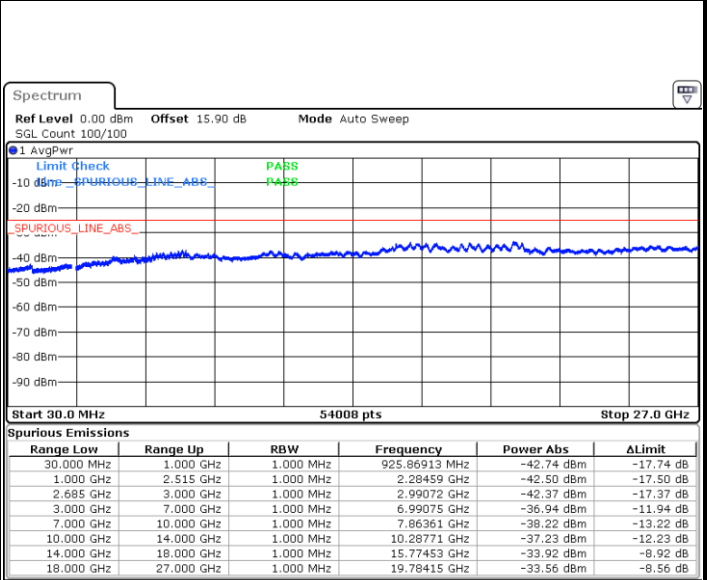
LTE Band 41 / 5MHz

Highest Channel / QPSK



Date: 29 SEP 2017 15:56:32

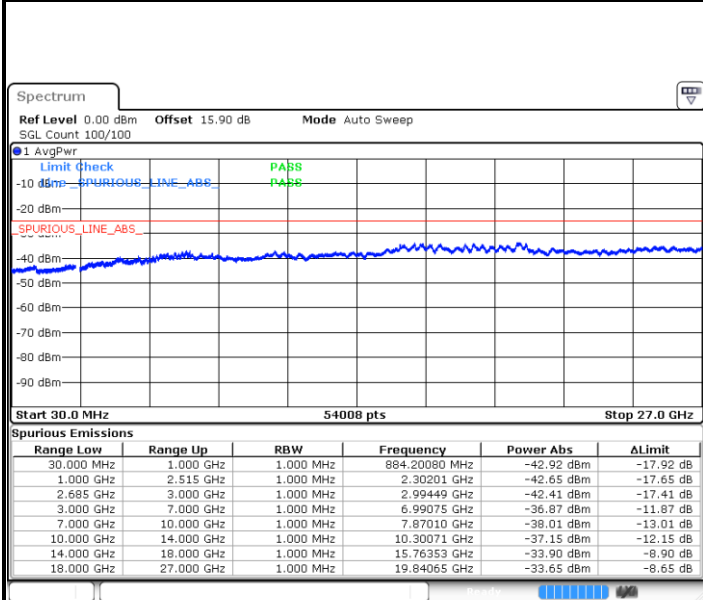
Highest Channel / 16QAM



Date: 29 SEP 2017 15:57:27

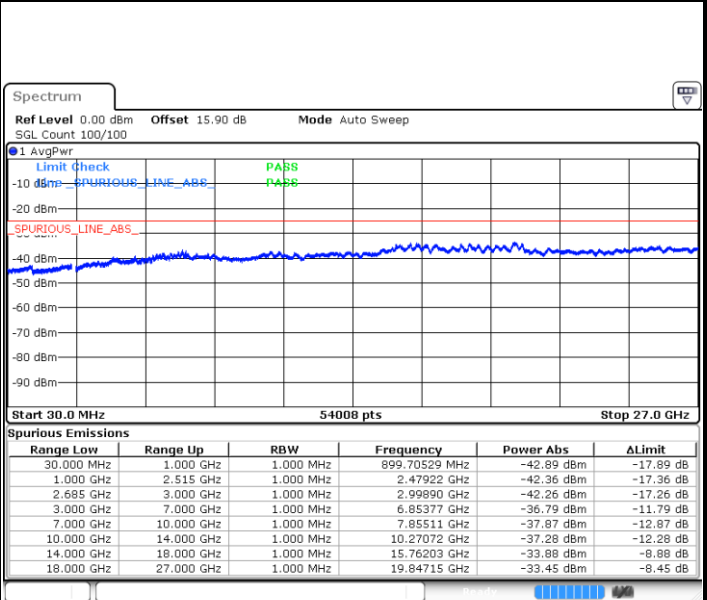
LTE Band 41 / 10MHz

Lowest Channel / QPSK



Date: 29 SEP 2017 16:02:56

Lowest Channel / 16QAM



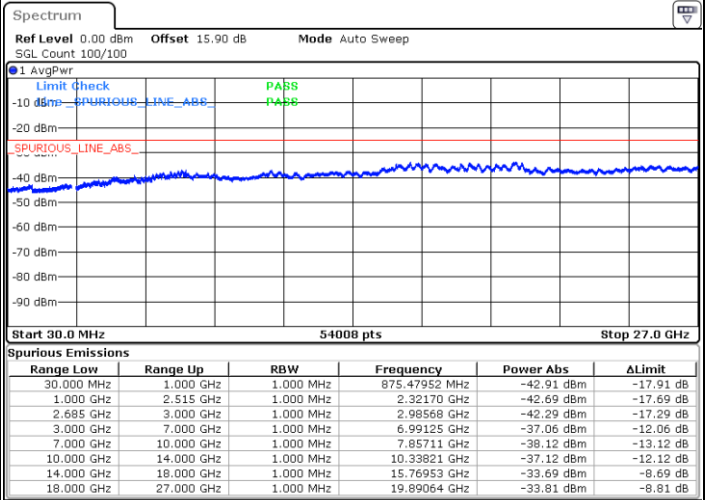
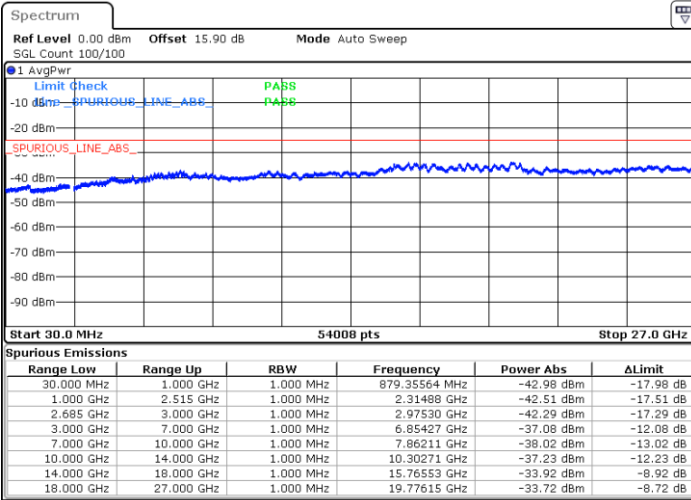
Date: 29 SEP 2017 16:03:51



LTE Band 41 / 10MHz

Middle Channel / QPSK

Middle Channel / 16QAM

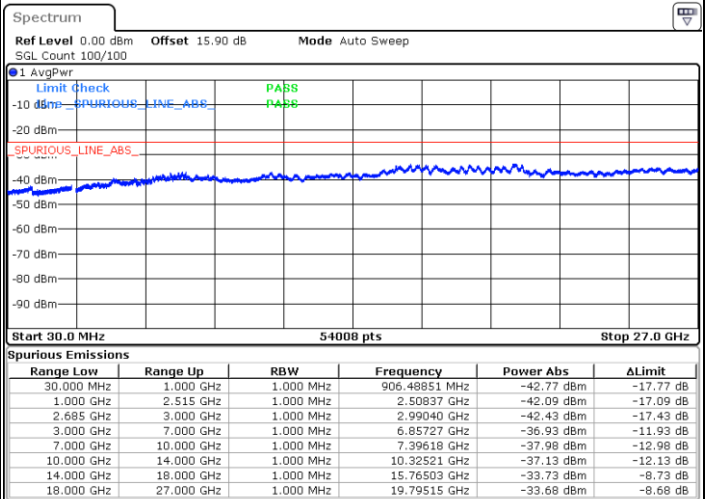
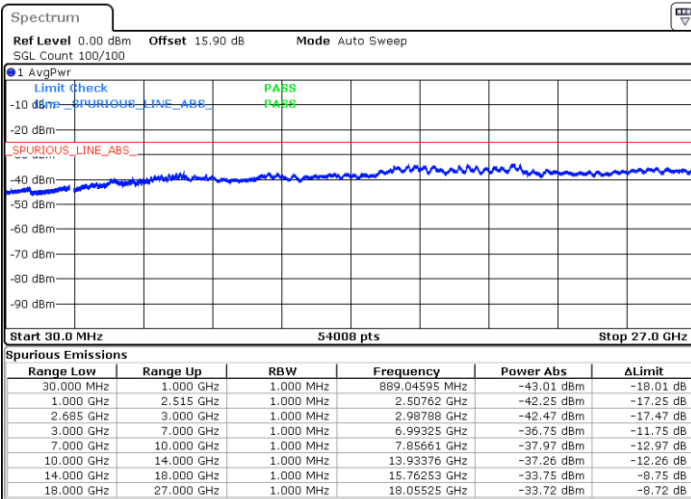


Date: 29 SEP 2017 16:04:46

Date: 29 SEP 2017 16:05:41

Highest Channel / QPSK

Highest Channel / 16QAM



Date: 29 SEP 2017 16:11:09

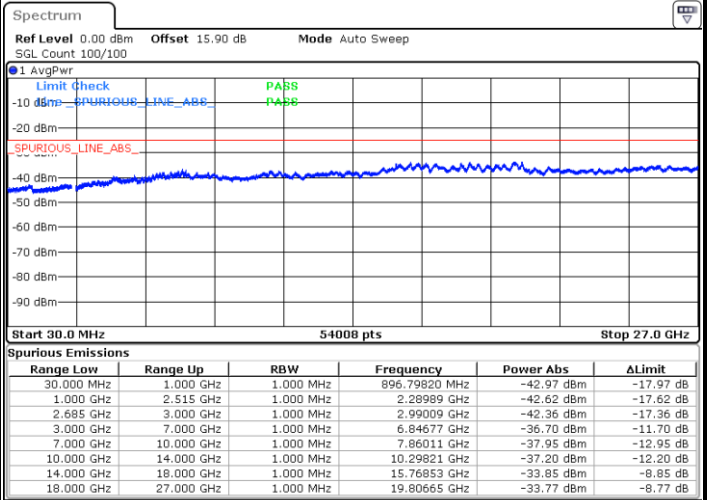
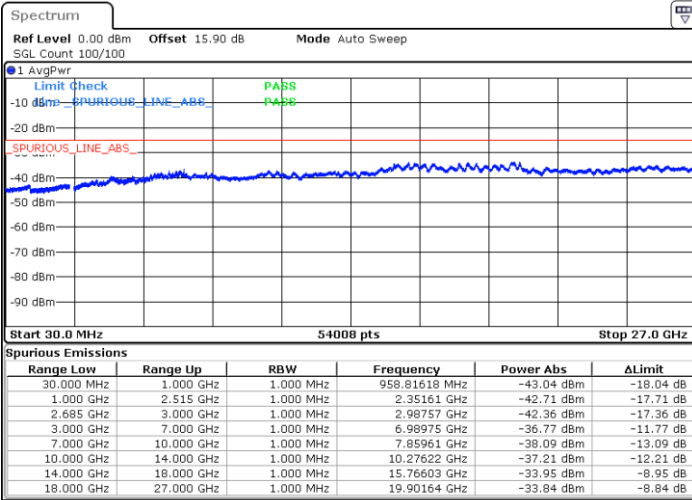
Date: 29 SEP 2017 16:12:04



LTE Band 41 / 15MHz

Lowest Channel / QPSK

Lowest Channel / 16QAM

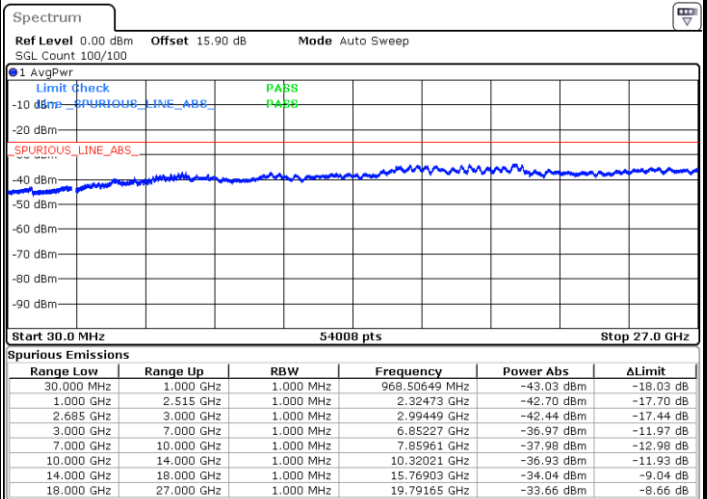
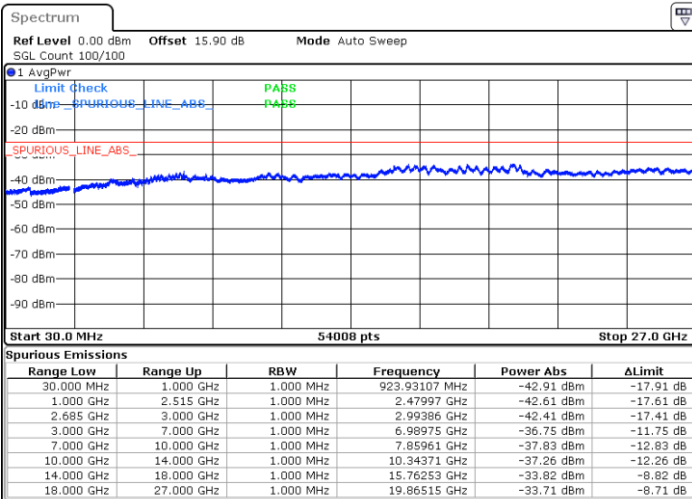


Date: 29 SEP.2017 16:17:33

Date: 29 SEP.2017 16:18:28

Middle Channel / QPSK

Middle Channel / 16QAM



Date: 29 SEP.2017 16:19:23

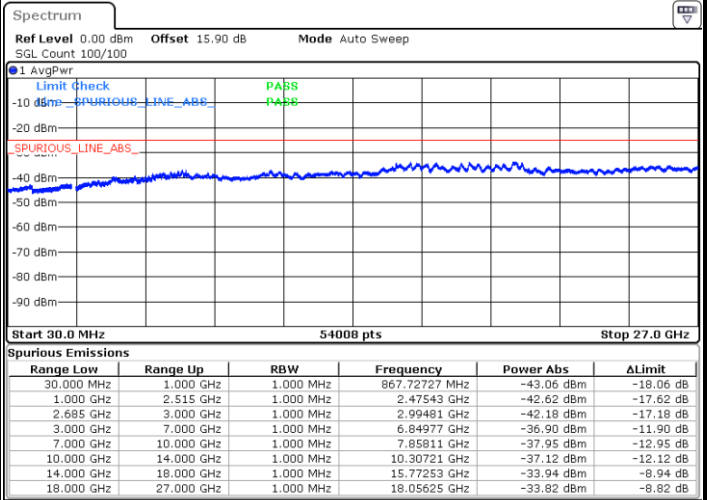
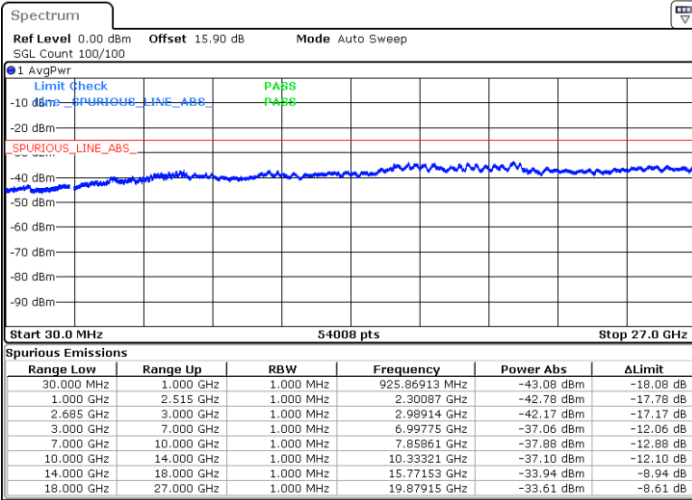
Date: 29 SEP.2017 16:20:18



LTE Band 41 / 15MHz

Highest Channel / QPSK

Highest Channel / 16QAM



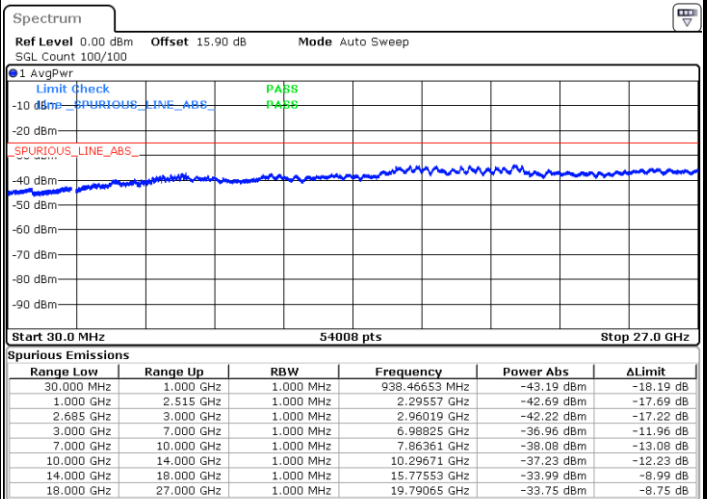
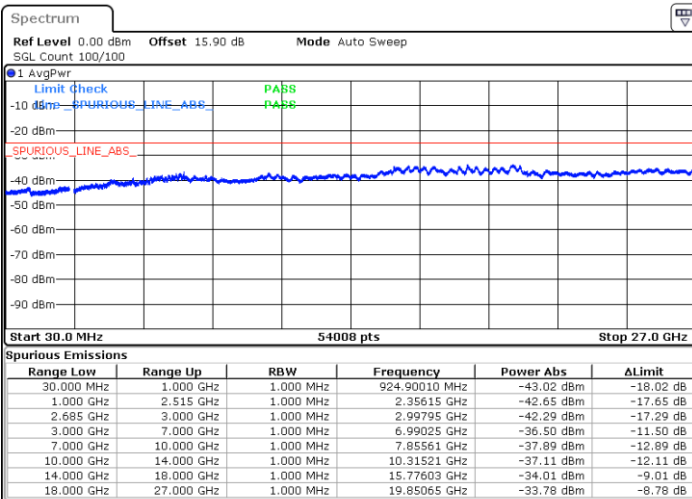
Date: 29 SEP 2017 16:25:46

Date: 29 SEP 2017 16:26:41

LTE Band 41 / 20MHz

Lowest Channel / QPSK

Lowest Channel / 16QAM



Date: 29 SEP 2017 16:32:10

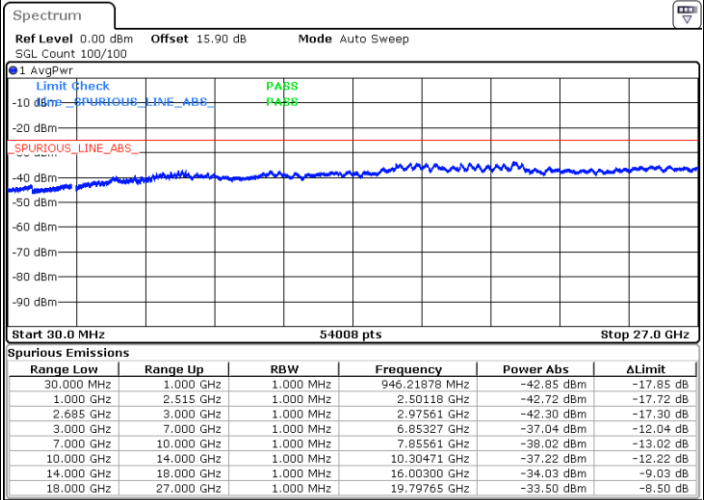
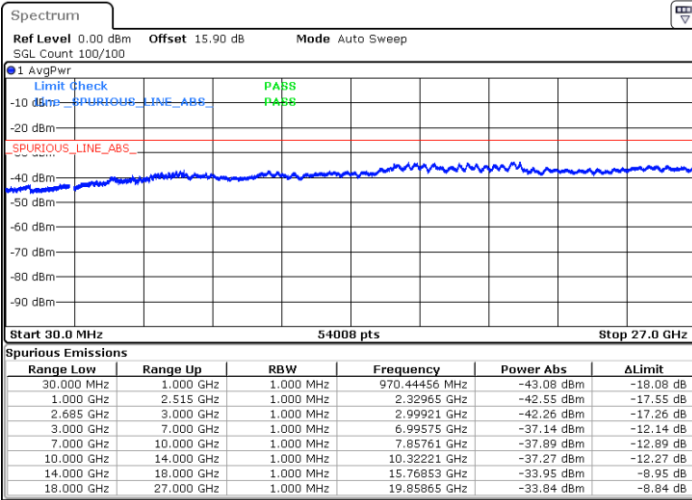
Date: 29 SEP 2017 16:33:05



LTE Band 41 / 20MHz

Middle Channel / QPSK

Middle Channel / 16QAM

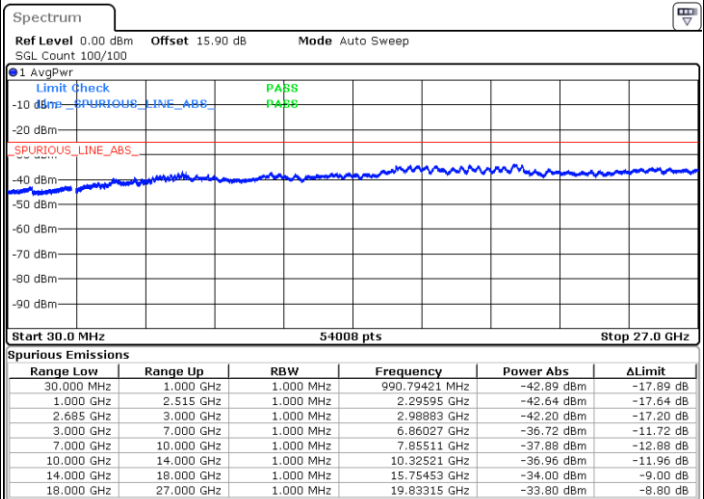
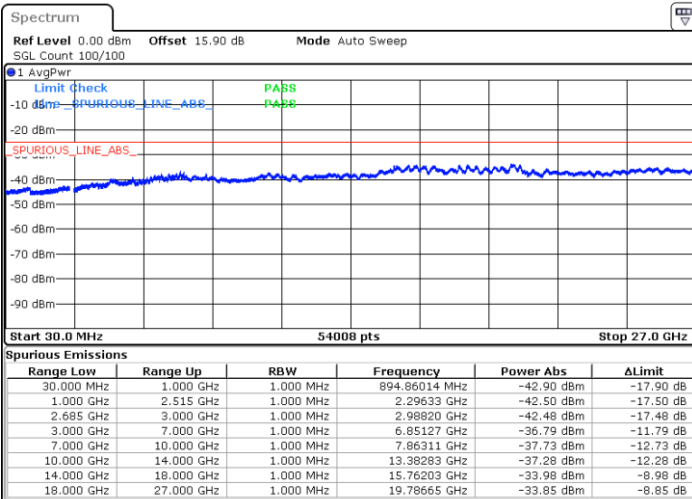


Date: 29 SEP.2017 16:34:00

Date: 29 SEP.2017 16:34:56

Highest Channel / QPSK

Highest Channel / 16QAM



Date: 29 SEP.2017 16:40:24

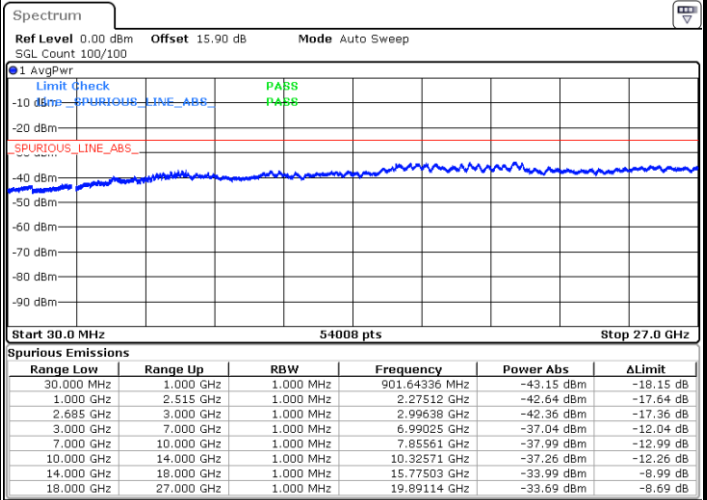
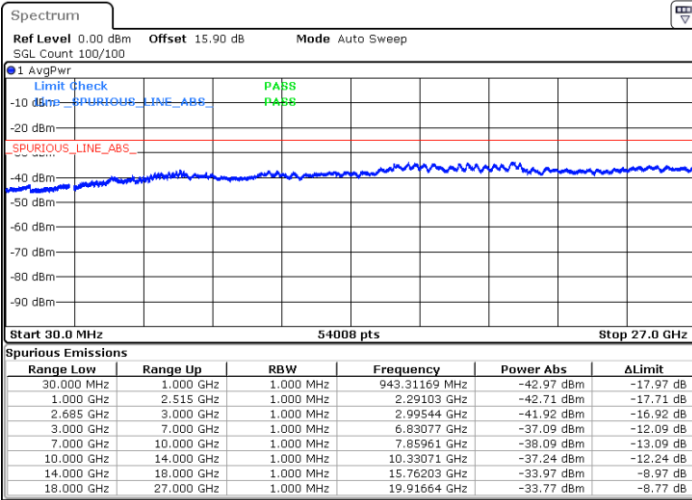
Date: 29 SEP.2017 16:41:19



LTE Band 41 / 5MHz

Lowest Channel / 64QAM

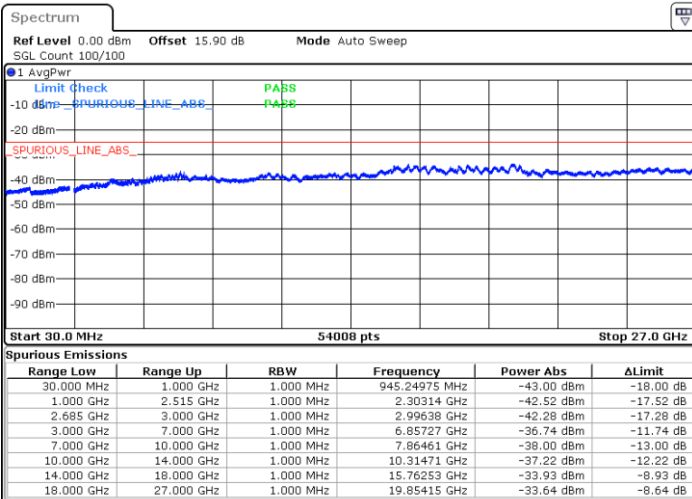
Middle Channel / 64QAM



Date: 29 SEP.2017 14:26:49

Date: 29 SEP.2017 14:27:44

Highest Channel / 64QAM

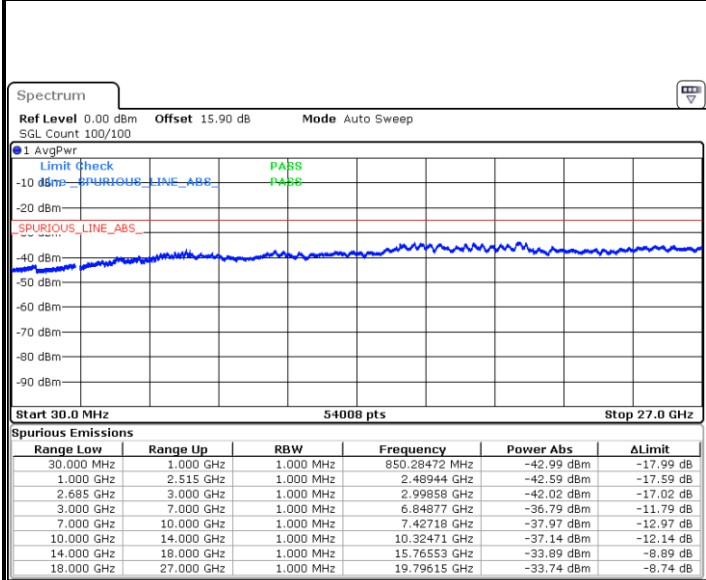


Date: 29 SEP.2017 14:30:56



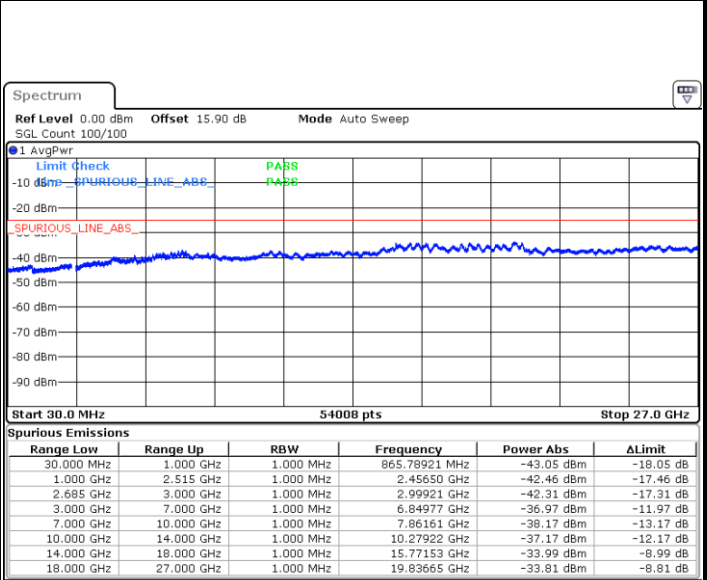
**LTE Band 41 / 10MHz**

**Lowest Channel / 64QAM**



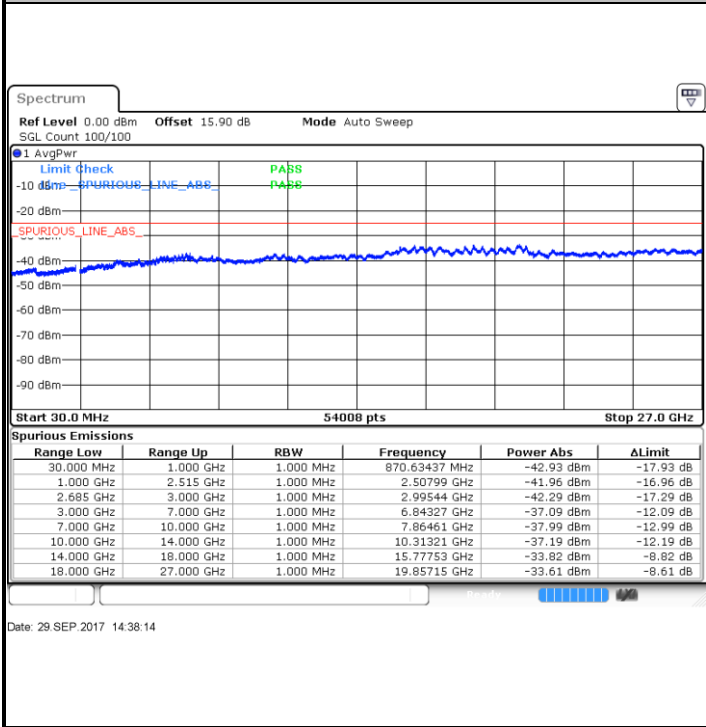
Date: 29 SEP.2017 14:34:08

**Middle Channel / 64QAM**



Date: 29 SEP.2017 14:35:03

**Highest Channel / 64QAM**



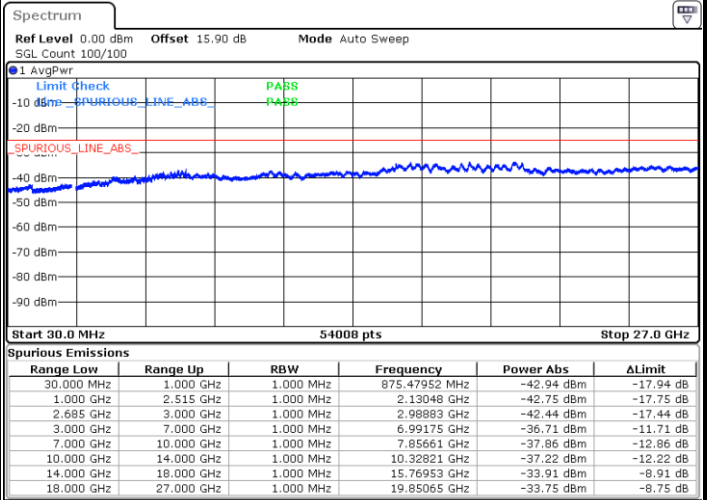
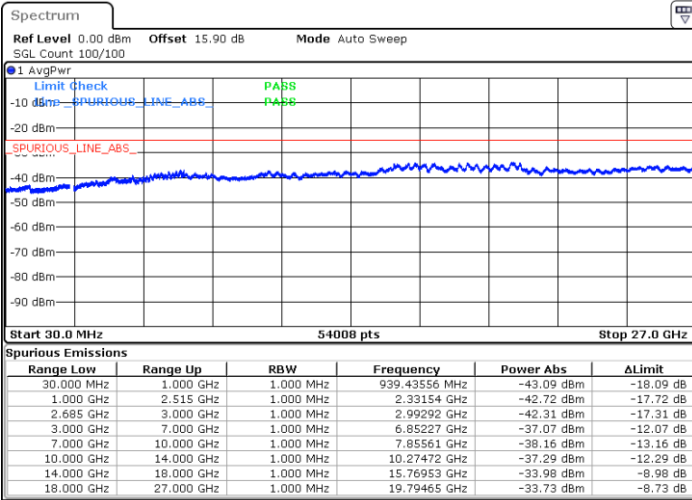
Date: 29 SEP.2017 14:38:14



LTE Band 41 / 15MHz

Lowest Channel / 64QAM

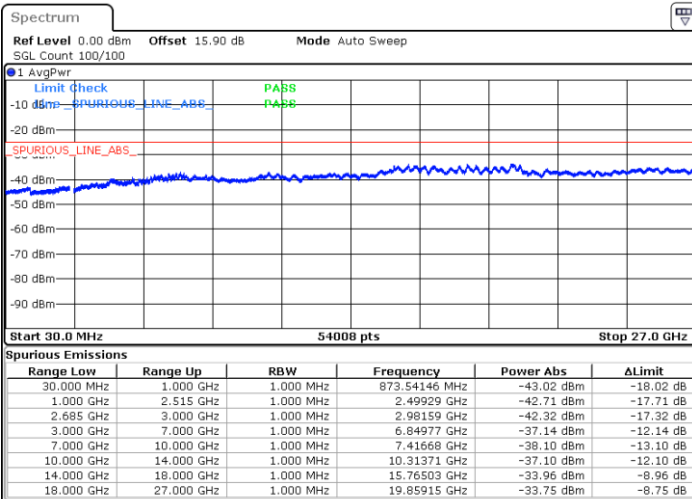
Middle Channel / 64QAM



Date: 29 SEP.2017 14:41:26

Date: 29 SEP.2017 14:42:21

Highest Channel / 64QAM



Date: 29 SEP.2017 14:45:33

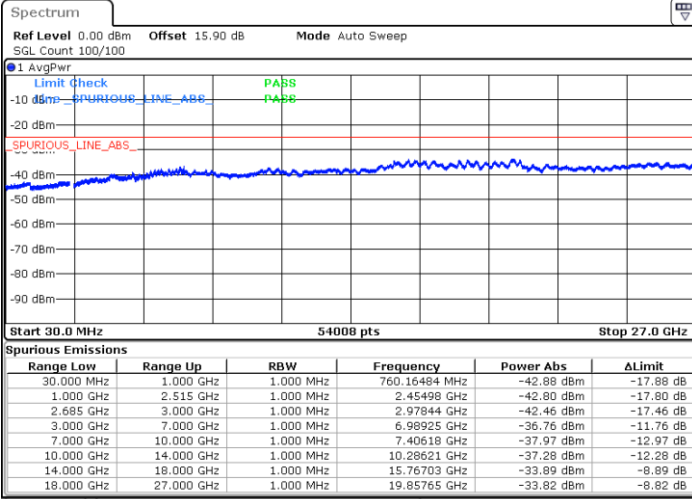




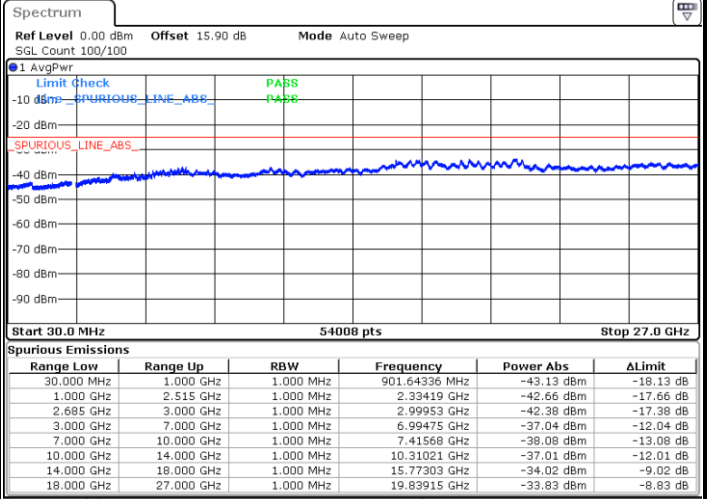
LTE Band 41 / 20MHz

Lowest Channel / 64QAM

Middle Channel / 64QAM

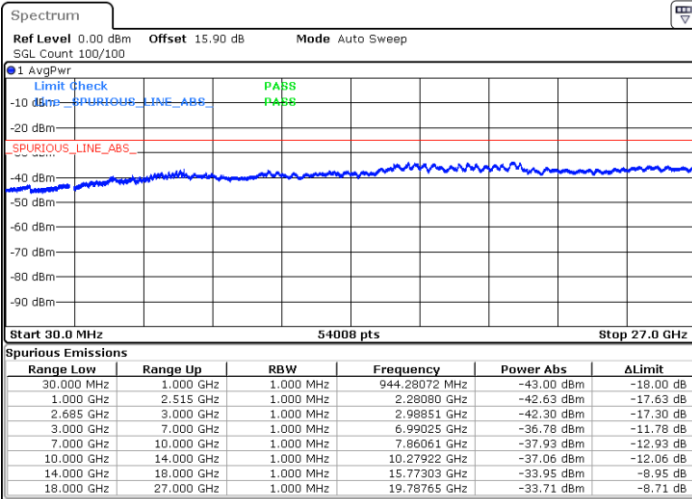


Date: 29 SEP.2017 14:48:44



Date: 29 SEP.2017 14:49:39

Highest Channel / 64QAM



Date: 29 SEP.2017 14:52:51



Frequency Stability

Test Conditions		LTE Band 41 (QPSK) / Middle Channel	Limit
Temperature (°C)	Voltage (Volt)	BW 10MHz	Note 2.
		Deviation (ppm)	Result
50	Normal Voltage	0.0006	PASS
40	Normal Voltage	0.0001	
30	Normal Voltage	0.0083	
20(Ref.)	Normal Voltage	0.0000	
10	Normal Voltage	0.0087	
0	Normal Voltage	0.0086	
-10	Normal Voltage	0.0002	
-20	Normal Voltage	0.0081	
-30	Normal Voltage	0.0007	
20	Maximum Voltage	0.0082	
20	Normal Voltage	0.0000	
20	Battery End Point	0.0003	

Note:

1. Normal Voltage =3.85 V. ; Battery End Point (BEP) =3.6 V. ; Maximum Voltage =4.2 V.
2. Note: The frequency fundamental emissions stay within the authorized frequency block.



## Appendix B. Test Results of ERP/EIRP and Radiated Test

### ERP/EIRP

LTE Band 2 / 1.4MHz (Average) (GT - LC = -1.2 dB)							
Channel	Mode	RB		Conducted		EIRP	
		Size	Offset	Power (dBm)	Power (Watts)	EIRP(dBm)	EIRP(W)
Lowest	QPSK	1	0	21.24	0.1330	20.04	0.1009
Middle		1	0	21.12	0.1294	19.92	0.0982
Highest		1	0	21.33	0.1358	20.13	0.1030
Lowest	16QAM	1	3	20.63	0.1156	19.43	0.0877
Middle		1	3	20.52	0.1127	19.32	0.0855
Highest		1	3	20.58	0.1143	19.38	0.0867
Lowest	64QAM	1	0	19.12	0.0817	17.92	0.0619
Middle		1	0	19.29	0.0849	18.09	0.0644
Highest		1	0	19.19	0.0830	17.99	0.0630
Limit	EIRP < 2W			Result		PASS	

LTE Band 2 / 3MHz (Average) (GT - LC = -1.2 dB)							
Channel	Mode	RB		Conducted		EIRP	
		Size	Offset	Power (dBm)	Power (Watts)	EIRP(dBm)	EIRP(W)
Lowest	QPSK	1	8	21.28	0.1343	20.08	0.1019
Middle		1	8	21.13	0.1297	19.93	0.0984
Highest		1	8	21.43	0.1390	20.23	0.1054
Lowest	16QAM	1	0	20.63	0.1156	19.43	0.0877
Middle		1	0	20.52	0.1127	19.32	0.0855
Highest		1	0	20.75	0.1189	19.55	0.0902
Lowest	64QAM	1	0	19.43	0.0877	18.23	0.0665
Middle		1	0	19.29	0.0849	18.09	0.0644
Highest		1	0	19.46	0.0883	18.26	0.0670
Limit	EIRP < 2W			Result		PASS	

LTE Band 2 / 5MHz (Average) (GT - LC = -1.2 dB)							
Channel	Mode	RB		Conducted		EIRP	
		Size	Offset	Power (dBm)	Power (Watts)	EIRP(dBm)	EIRP(W)
Lowest	QPSK	1	0	21.35	0.1365	20.15	0.1035
Middle		1	0	21.23	0.1327	20.03	0.1007
Highest		1	0	21.46	0.1400	20.26	0.1062
Lowest	16QAM	1	0	20.73	0.1183	19.53	0.0897
Middle		1	0	20.58	0.1143	19.38	0.0867
Highest		1	0	20.71	0.1178	19.51	0.0893
Lowest	64QAM	1	0	19.23	0.0838	18.03	0.0635
Middle		1	0	19.29	0.0849	18.09	0.0644
Highest		1	0	19.22	0.0836	18.02	0.0634
Limit	EIRP < 2W			Result		PASS	



LTE Band 2 / 10MHz (Average) (GT - LC = -1.2 dB)							
Channel	Mode	RB		Conducted		EIRP	
		Size	Offset	Power (dBm)	Power (Watts)	EIRP(dBm)	EIRP(W)
Lowest	QPSK	1	0	21.58	0.1439	20.38	0.1091
Middle		1	0	21.45	0.1396	20.25	0.1059
Highest		1	0	21.37	0.1371	20.17	0.1040
Lowest	16QAM	1	0	20.89	0.1227	19.69	0.0931
Middle		1	0	20.84	0.1213	19.64	0.0920
Highest		1	0	20.66	0.1164	19.46	0.0883
Lowest	64QAM	1	49	19.52	0.0895	18.32	0.0679
Middle		1	49	18.99	0.0793	17.79	0.0601
Highest		1	49	19.15	0.0822	17.95	0.0624
Limit	EIRP < 2W		Result		PASS		

LTE Band 2 / 15MHz (Average) (GT - LC = -1.2 dB)							
Channel	Mode	RB		Conducted		EIRP	
		Size	Offset	Power (dBm)	Power (Watts)	EIRP(dBm)	EIRP(W)
Lowest	QPSK	1	0	21.50	0.1413	20.30	0.1072
Middle		1	0	21.37	0.1371	20.17	0.1040
Highest		1	0	21.61	0.1449	20.41	0.1099
Lowest	16QAM	1	0	20.76	0.1191	19.56	0.0904
Middle		1	0	20.62	0.1153	19.42	0.0875
Highest		1	0	20.95	0.1245	19.75	0.0944
Lowest	64QAM	1	0	19.41	0.0873	18.21	0.0662
Middle		1	0	19.50	0.0891	18.30	0.0676
Highest		1	0	19.46	0.0883	18.26	0.0670
Limit	EIRP < 2W		Result		PASS		

LTE Band 2 / 20MHz (Average) (GT - LC = -1.2 dB)							
Channel	Mode	RB		Conducted		EIRP	
		Size	Offset	Power (dBm)	Power (Watts)	EIRP(dBm)	EIRP(W)
Lowest	QPSK	1	0	21.67	0.1469	20.47	0.1114
Middle		1	0	21.57	0.1435	20.37	0.1089
Highest		1	0	21.62	0.1452	20.42	0.1102
Lowest	16QAM	1	0	20.95	0.1245	19.75	0.0944
Middle		1	0	20.85	0.1216	19.65	0.0923
Highest		1	0	20.98	0.1253	19.78	0.0951
Lowest	64QAM	1	0	19.44	0.0879	18.24	0.0667
Middle		1	0	19.46	0.0883	18.26	0.0670
Highest		1	0	19.39	0.0869	18.19	0.0659
Limit	EIRP < 2W		Result		PASS		



LTE Band 4 / 1.4MHz (Average) (GT - LC = -3.6 dB)							
Channel	Mode	RB		Conducted		EIRP	
		Size	Offset	Power (dBm)	Power (Watts)	EIRP(dBm)	EIRP(W)
Lowest	QPSK	1	3	22.64	0.1837	19.04	0.0802
Middle		1	3	22.80	0.1905	19.20	0.0832
Highest		1	3	22.68	0.1854	19.08	0.0809
Lowest	16QAM	1	0	21.87	0.1538	18.27	0.0671
Middle		1	0	21.98	0.1578	18.38	0.0689
Highest		1	0	21.91	0.1552	18.31	0.0678
Lowest	64QAM	3	0	20.80	0.1202	17.20	0.0525
Middle		3	0	20.99	0.1256	17.39	0.0548
Highest		3	0	20.86	0.1219	17.26	0.0532
Limit	EIRP < 1W			Result		PASS	

LTE Band 4 / 3MHz (Average) (GT - LC = -3.6 dB)							
Channel	Mode	RB		Conducted		EIRP	
		Size	Offset	Power (dBm)	Power (Watts)	EIRP(dBm)	EIRP(W)
Lowest	QPSK	1	0	22.76	0.1888	19.16	0.0824
Middle		1	0	22.79	0.1901	19.19	0.0830
Highest		1	0	22.72	0.1871	19.12	0.0817
Lowest	16QAM	1	8	21.81	0.1517	18.21	0.0662
Middle		1	8	21.83	0.1524	18.23	0.0665
Highest		1	8	21.92	0.1556	18.32	0.0679
Lowest	64QAM	1	8	20.96	0.1247	17.36	0.0545
Middle		1	8	20.68	0.1169	17.08	0.0511
Highest		1	8	20.81	0.1205	17.21	0.0526
Limit	EIRP < 1W			Result		PASS	

LTE Band 4 / 5MHz (Average) (GT - LC = -3.6 dB)							
Channel	Mode	RB		Conducted		EIRP	
		Size	Offset	Power (dBm)	Power (Watts)	EIRP(dBm)	EIRP(W)
Lowest	QPSK	1	0	22.77	0.1892	19.17	0.0826
Middle		1	0	22.86	0.1932	19.26	0.0843
Highest		1	0	22.87	0.1936	19.27	0.0845
Lowest	16QAM	1	0	22.00	0.1585	18.40	0.0692
Middle		1	0	21.87	0.1538	18.27	0.0671
Highest		1	0	21.98	0.1578	18.38	0.0689
Lowest	64QAM	1	0	20.92	0.1236	17.32	0.0540
Middle		1	0	21.00	0.1259	17.40	0.0550
Highest		1	0	20.84	0.1213	17.24	0.0530
Limit	EIRP < 1W			Result		PASS	



LTE Band 4 / 10MHz (Average) (GT - LC = -3.6 dB)							
Channel	Mode	RB		Conducted		EIRP	
		Size	Offset	Power (dBm)	Power (Watts)	EIRP(dBm)	EIRP(W)
Lowest	QPSK	1	0	22.88	0.1941	19.28	0.0847
Middle		1	0	22.97	0.1982	19.37	0.0865
Highest		1	0	22.88	0.1941	19.28	0.0847
Lowest	16QAM	1	0	21.85	0.1531	18.25	0.0668
Middle		1	0	21.95	0.1567	18.35	0.0684
Highest		1	0	21.96	0.1570	18.36	0.0685
Lowest	64QAM	1	0	21.00	0.1259	17.40	0.0550
Middle		1	0	20.89	0.1227	17.29	0.0536
Highest		1	0	20.88	0.1225	17.28	0.0535
Limit	EIRP < 1W		Result		PASS		

LTE Band 4 / 15MHz (Average) (GT - LC = -3.6 dB)							
Channel	Mode	RB		Conducted		EIRP	
		Size	Offset	Power (dBm)	Power (Watts)	EIRP(dBm)	EIRP(W)
Lowest	QPSK	1	0	22.81	0.1910	19.21	0.0834
Middle		1	0	22.98	0.1986	19.38	0.0867
Highest		1	0	22.96	0.1977	19.36	0.0863
Lowest	16QAM	1	37	21.89	0.1545	18.29	0.0675
Middle		1	37	22.00	0.1585	18.40	0.0692
Highest		1	37	21.97	0.1574	18.37	0.0687
Lowest	64QAM	1	37	20.96	0.1247	17.36	0.0545
Middle		1	37	20.86	0.1219	17.26	0.0532
Highest		1	37	20.88	0.1225	17.28	0.0535
Limit	EIRP < 1W		Result		PASS		

LTE Band 4 / 20MHz (Average) (GT - LC = -3.6 dB)							
Channel	Mode	RB		Conducted		EIRP	
		Size	Offset	Power (dBm)	Power (Watts)	EIRP(dBm)	EIRP(W)
Lowest	QPSK	1	0	22.92	0.1959	19.32	0.0855
Middle		1	0	23.12	0.2051	19.52	0.0895
Highest		1	0	22.95	0.1972	19.35	0.0861
Lowest	16QAM	1	0	21.92	0.1556	18.32	0.0679
Middle		1	0	21.98	0.1578	18.38	0.0689
Highest		1	0	21.95	0.1567	18.35	0.0684
Lowest	64QAM	1	49	20.93	0.1239	17.33	0.0541
Middle		1	49	20.83	0.1211	17.23	0.0528
Highest		1	49	20.86	0.1219	17.26	0.0532
Limit	EIRP < 1W		Result		PASS		



LTE Band 5 / 1.4MHz (Average) (GT - LC = -2.6 dB)							
Channel	Mode	RB		Conducted		ERP	
		Size	Offset	Power (dBm)	Power (Watts)	ERP(dBm)	ERP(W)
Lowest	QPSK	3	1	22.53	0.1791	17.78	0.0600
Middle		3	1	22.61	0.1824	17.86	0.0611
Highest		3	1	22.68	0.1854	17.93	0.0621
Lowest	16QAM	1	5	21.94	0.1563	17.19	0.0524
Middle		1	5	21.46	0.1400	16.71	0.0469
Highest		1	5	21.61	0.1449	16.86	0.0485
Lowest	64QAM	1	3	20.70	0.1175	15.95	0.0394
Middle		1	3	20.90	0.1230	16.15	0.0412
Highest		1	3	20.87	0.1222	16.12	0.0409
Limit	ERP < 7W			Result		PASS	

LTE Band 5 / 3MHz (Average) (GT - LC = -2.6 dB)							
Channel	Mode	RB		Conducted		ERP	
		Size	Offset	Power (dBm)	Power (Watts)	ERP(dBm)	ERP(W)
Lowest	QPSK	1	0	22.50	0.1778	17.75	0.0596
Middle		1	0	22.61	0.1824	17.86	0.0611
Highest		1	0	22.74	0.1879	17.99	0.0630
Lowest	16QAM	1	0	21.84	0.1528	17.09	0.0512
Middle		1	0	21.98	0.1578	17.23	0.0528
Highest		1	0	21.57	0.1435	16.82	0.0481
Lowest	64QAM	1	0	20.91	0.1233	16.16	0.0413
Middle		1	0	20.89	0.1227	16.14	0.0411
Highest		1	0	20.90	0.1230	16.15	0.0412
Limit	ERP < 7W			Result		PASS	

LTE Band 5 / 5MHz (Average) (GT - LC = -2.6 dB)							
Channel	Mode	RB		Conducted		ERP	
		Size	Offset	Power (dBm)	Power (Watts)	ERP(dBm)	ERP(W)
Lowest	QPSK	1	12	22.53	0.1791	17.78	0.0600
Middle		1	12	22.59	0.1816	17.84	0.0608
Highest		1	12	22.67	0.1849	17.92	0.0619
Lowest	16QAM	1	24	21.53	0.1422	16.78	0.0476
Middle		1	24	21.89	0.1545	17.14	0.0518
Highest		1	24	21.84	0.1528	17.09	0.0512
Lowest	64QAM	1	0	20.66	0.1164	15.91	0.0390
Middle		1	0	20.94	0.1242	16.19	0.0416
Highest		1	0	20.54	0.1132	15.79	0.0379
Limit	ERP < 7W			Result		PASS	



LTE Band 5 / 10MHz (Average) (GT - LC = -2.6 dB)							
Channel	Mode	RB		Conducted		ERP	
		Size	Offset	Power (dBm)	Power (Watts)	ERP(dBm)	ERP(W)
Lowest	QPSK	1	0	22.56	0.1803	17.81	0.0604
Middle		1	0	22.78	0.1897	18.03	0.0635
Highest		1	0	22.63	0.1832	17.88	0.0614
Lowest	16QAM	1	0	21.75	0.1496	17.00	0.0501
Middle		1	0	21.98	0.1578	17.23	0.0528
Highest		1	0	21.92	0.1556	17.17	0.0521
Lowest	64QAM	1	49	20.88	0.1225	16.13	0.0410
Middle		1	49	20.69	0.1172	15.94	0.0393
Highest		1	49	20.71	0.1178	15.96	0.0394
Limit	ERP < 7W			Result		PASS	





LTE Band 7 / 5MHz (Average) (GT - LC = -1.9 dB)							
Channel	Mode	RB		Conducted		EIRP	
		Size	Offset	Power (dBm)	Power (Watts)	EIRP(dBm)	EIRP(W)
Lowest	QPSK	1.00	0.00	21.62	0.1452	19.72	0.0938
Middle		1.00	0.00	22.45	0.1758	20.55	0.1135
Highest		1.00	0.00	22.16	0.1644	20.26	0.1062
Lowest	16QAM	1.00	12.00	21.14	0.1300	19.24	0.0839
Middle		1.00	12.00	21.50	0.1413	19.60	0.0912
Highest		1.00	12.00	21.47	0.1403	19.57	0.0906
Lowest	64QAM	1.00	0.00	20.14	0.1033	18.24	0.0667
Middle		1.00	0.00	20.49	0.1119	18.59	0.0723
Highest		1.00	0.00	20.41	0.1099	18.51	0.0710
Limit	EIRP < 2W			Result		PASS	

LTE Band 7 / 10MHz (Average) (GT - LC = -1.9 dB)							
Channel	Mode	RB		Conducted		EIRP	
		Size	Offset	Power (dBm)	Power (Watts)	EIRP(dBm)	EIRP(W)
Lowest	QPSK	1.00	0.00	21.50	0.1413	19.60	0.0912
Middle		1.00	0.00	22.44	0.1754	20.54	0.1132
Highest		1.00	0.00	21.99	0.1581	20.09	0.1021
Lowest	16QAM	1.00	0.00	21.01	0.1262	19.11	0.0815
Middle		1.00	0.00	21.42	0.1387	19.52	0.0895
Highest		1.00	0.00	21.48	0.1406	19.58	0.0908
Lowest	64QAM	1.00	25	20.11	0.1026	18.21	0.0662
Middle		1.00	25	20.43	0.1104	18.53	0.0713
Highest		1.00	25	20.30	0.1072	18.40	0.0692
Limit	EIRP < 2W			Result		PASS	

LTE Band 7 / 15MHz (Average) (GT - LC = -1.9 dB)							
Channel	Mode	RB		Conducted		EIRP	
		Size	Offset	Power (dBm)	Power (Watts)	EIRP(dBm)	EIRP(W)
Lowest	QPSK	1.00	0.00	21.50	0.1413	19.60	0.0912
Middle		1.00	0.00	22.43	0.1750	20.53	0.1130
Highest		1.00	0.00	21.92	0.1556	20.02	0.1005
Lowest	16QAM	1.00	0.00	20.84	0.1213	18.94	0.0783
Middle		1.00	0.00	21.49	0.1409	19.59	0.0910
Highest		1.00	0.00	20.97	0.1250	19.07	0.0807
Lowest	64QAM	1.00	74.00	20.48	0.1117	18.58	0.0721
Middle		1.00	74.00	20.45	0.1109	18.55	0.0716
Highest		1.00	74.00	20.25	0.1059	18.35	0.0684
Limit	EIRP < 2W			Result		PASS	



LTE Band 7 / 20MHz (Average) (GT - LC = -1.9 dB)							
Channel	Mode	RB		Conducted		EIRP	
		Size	Offset	Power (dBm)	Power (Watts)	EIRP(dBm)	EIRP(W)
Lowest	QPSK	1.00	49.00	22.25	0.1679	20.35	0.1084
Middle		1.00	49.00	22.48	0.1770	20.58	0.1143
Highest		1.00	49.00	22.09	0.1618	20.19	0.1045
Lowest	16QAM	1.00	49.00	21.35	0.1365	19.45	0.0881
Middle		1.00	49.00	21.47	0.1403	19.57	0.0906
Highest		1.00	49.00	21.46	0.1400	19.56	0.0904
Lowest	64QAM	1.00	49.00	20.50	0.1122	18.60	0.0724
Middle		1.00	49.00	20.49	0.1119	18.59	0.0723
Highest		1.00	49.00	20.41	0.1099	18.51	0.0710
Limit	EIRP < 2W			Result		PASS	



LTE Band 12 / 1.4MHz (Average) (GT - LC = -5.1 dB)							
Channel	Mode	RB		Conducted		ERP	
		Size	Offset	Power (dBm)	Power (Watts)	ERP(dBm)	ERP(W)
Lowest	QPSK	1	3	22.34	0.1714	15.09	0.0323
Middle		1	3	22.51	0.1782	15.26	0.0336
Highest		1	3	22.41	0.1742	15.16	0.0328
Lowest	16QAM	1	0	21.73	0.1489	14.48	0.0281
Middle		1	0	21.85	0.1531	14.60	0.0288
Highest		1	0	21.62	0.1452	14.37	0.0274
Lowest	64QAM	1	3	20.63	0.1156	13.38	0.0218
Middle		1	3	20.59	0.1146	13.34	0.0216
Highest		1	3	20.74	0.1186	13.49	0.0223
Limit	ERP < 3W			Result		PASS	

LTE Band 12 / 3MHz (Average) (GT - LC = -5.1 dB)							
Channel	Mode	RB		Conducted		ERP	
		Size	Offset	Power (dBm)	Power (Watts)	ERP(dBm)	ERP(W)
Lowest	QPSK	1	0	22.40	0.1738	15.15	0.0327
Middle		1	0	22.49	0.1774	15.24	0.0334
Highest		1	0	22.44	0.1754	15.19	0.0330
Lowest	16QAM	1	8	21.53	0.1422	14.28	0.0268
Middle		1	8	21.96	0.1570	14.71	0.0296
Highest		1	8	21.67	0.1469	14.42	0.0277
Lowest	64QAM	1	14	20.73	0.1183	13.48	0.0223
Middle		1	14	20.40	0.1096	13.15	0.0207
Highest		1	14	20.53	0.1130	13.28	0.0213
Limit	ERP < 3W			Result		PASS	

LTE Band 12 / 5MHz (Average) (GT - LC = -5.1 dB)							
Channel	Mode	RB		Conducted		ERP	
		Size	Offset	Power (dBm)	Power (Watts)	ERP(dBm)	ERP(W)
Lowest	QPSK	1	24	22.41	0.1742	15.16	0.0328
Middle		1	24	22.58	0.1811	15.33	0.0341
Highest		1	24	22.47	0.1766	15.22	0.0333
Lowest	16QAM	1	12	21.72	0.1486	14.47	0.0280
Middle		1	12	21.89	0.1545	14.64	0.0291
Highest		1	12	21.61	0.1449	14.36	0.0273
Lowest	64QAM	1	0	20.53	0.1130	13.28	0.0213
Middle		1	0	20.74	0.1186	13.49	0.0223
Highest		1	0	20.78	0.1197	13.53	0.0225
Limit	ERP < 3W			Result		PASS	



LTE Band 12 / 10MHz (Average) (GT - LC = -5.1 dB)							
Channel	Mode	RB		Conducted		ERP	
		Size	Offset	Power (dBm)	Power (Watts)	ERP(dBm)	ERP(W)
Lowest	QPSK	1	0	22.55	0.1799	15.30	0.0339
Middle		1	0	22.59	0.1816	15.34	0.0342
Highest		1	0	22.49	0.1774	15.24	0.0334
Lowest	16QAM	1	49	21.95	0.1567	14.70	0.0295
Middle		1	49	21.63	0.1455	14.38	0.0274
Highest		1	49	21.55	0.1429	14.30	0.0269
Lowest	64QAM	1	25	20.64	0.1159	13.39	0.0218
Middle		1	25	20.86	0.1219	13.61	0.0230
Highest		1	25	20.54	0.1132	13.29	0.0213
Limit	ERP < 3W			Result		PASS	



LTE Band 17 / 5MHz (Average) (GT - LC = -5.1 dB)							
Channel	Mode	RB		Conducted		ERP	
		Size	Offset	Power (dBm)	Power (Watts)	ERP(dBm)	ERP(W)
Lowest	QPSK	1	0	22.39	0.1734	15.14	0.0327
Middle		1	0	22.48	0.1770	15.23	0.0333
Highest		1	0	22.43	0.1750	15.18	0.0330
Lowest	16QAM	1	12	21.48	0.1406	14.23	0.0265
Middle		1	12	21.63	0.1455	14.38	0.0274
Highest		1	12	21.98	0.1578	14.73	0.0297
Lowest	64QAM	1	0	20.47	0.1114	13.22	0.0210
Middle		1	0	20.80	0.1202	13.55	0.0226
Highest		1	0	20.36	0.1086	13.11	0.0205
Limit	ERP < 3W			Result		PASS	

LTE Band 17 / 10MHz (Average) (GT - LC = -5.1 dB)							
Channel	Mode	RB		Conducted		ERP	
		Size	Offset	Power (dBm)	Power (Watts)	ERP(dBm)	ERP(W)
Lowest	QPSK	1	0	22.45	0.1758	15.20	0.0331
Middle		1	0	22.49	0.1774	15.24	0.0334
Highest		1	0	22.39	0.1734	15.14	0.0327
Lowest	16QAM	1	49	21.95	0.1567	14.70	0.0295
Middle		1	49	21.92	0.1556	14.67	0.0293
Highest		1	49	21.68	0.1472	14.43	0.0277
Lowest	64QAM	1	25	20.81	0.1205	13.56	0.0227
Middle		1	25	20.58	0.1143	13.33	0.0215
Highest		1	25	20.77	0.1194	13.52	0.0225
Limit	ERP < 3W			Result		PASS	



LTE Band 41 / 5MHz (Average) (GT - LC = -2.7 dB)							
Channel	Mode	RB		Conducted		EIRP	
		Size	Offset	Power (dBm)	Power (Watts)	EIRP(dBm)	EIRP(W)
Lowest	QPSK	1.00	0.00	22.48	0.1770	19.78	0.0951
Middle		1.00	0.00	22.32	0.1706	19.62	0.0916
Highest		1.00	0.00	22.30	0.1698	19.60	0.0912
Lowest	16QAM	1.00	24.00	21.54	0.1426	18.84	0.0766
Middle		1.00	24.00	21.38	0.1374	18.68	0.0738
Highest		1.00	24.00	21.39	0.1377	18.69	0.0740
Lowest	64QAM	1.00	0.00	20.30	0.1072	17.60	0.0575
Middle		1.00	0.00	20.16	0.1038	17.46	0.0557
Highest		1.00	0.00	20.06	0.1014	17.36	0.0545
Limit	EIRP < 2W			Result		PASS	

LTE Band 41 / 10MHz (Average) (GT - LC = -2.7 dB)							
Channel	Mode	RB		Conducted		EIRP	
		Size	Offset	Power (dBm)	Power (Watts)	EIRP(dBm)	EIRP(W)
Lowest	QPSK	1.00	0.00	22.56	0.1803	19.86	0.0968
Middle		1.00	0.00	22.33	0.1710	19.63	0.0918
Highest		1.00	0.00	22.25	0.1679	19.55	0.0902
Lowest	16QAM	1.00	0.00	21.61	0.1449	18.91	0.0778
Middle		1.00	0.00	21.46	0.1400	18.76	0.0752
Highest		1.00	0.00	21.35	0.1365	18.65	0.0733
Lowest	64QAM	1.00	0.00	20.37	0.1089	17.67	0.0585
Middle		1.00	0.00	20.23	0.1054	17.53	0.0566
Highest		1.00	0.00	20.10	0.1023	17.40	0.0550
Limit	EIRP < 2W			Result		PASS	

LTE Band 41 / 15MHz (Average) (GT - LC = -2.7 dB)							
Channel	Mode	RB		Conducted		EIRP	
		Size	Offset	Power (dBm)	Power (Watts)	EIRP(dBm)	EIRP(W)
Lowest	QPSK	1.00	0.00	22.56	0.1803	19.86	0.0968
Middle		1.00	0.00	22.37	0.1726	19.67	0.0927
Highest		1.00	0.00	22.29	0.1694	19.59	0.0910
Lowest	16QAM	1.00	0.00	21.57	0.1435	18.87	0.0771
Middle		1.00	0.00	21.47	0.1403	18.77	0.0753
Highest		1.00	0.00	21.41	0.1384	18.71	0.0743
Lowest	64QAM	1.00	0.00	20.36	0.1086	17.66	0.0583
Middle		1.00	0.00	20.28	0.1067	17.58	0.0573
Highest		1.00	0.00	20.18	0.1042	17.48	0.0560
Limit	EIRP < 2W			Result		PASS	



LTE Band 41 / 20MHz (Average) (GT - LC = -2.7 dB)							
Channel	Mode	RB		Conducted		EIRP	
		Size	Offset	Power (dBm)	Power (Watts)	EIRP(dBm)	EIRP(W)
Lowest	QPSK	1.00	0.00	22.61	0.1824	19.91	0.0979
Middle		1.00	0.00	22.38	0.1730	19.68	0.0929
Highest		1.00	0.00	22.29	0.1694	19.59	0.0910
Lowest	16QAM	1.00	0.00	21.65	0.1462	18.95	0.0785
Middle		1.00	0.00	21.51	0.1416	18.81	0.0760
Highest		1.00	0.00	21.43	0.1390	18.73	0.0746
Lowest	64QAM	1.00	0.00	20.42	0.1102	17.72	0.0592
Middle		1.00	0.00	20.32	0.1076	17.62	0.0578
Highest		1.00	0.00	20.19	0.1045	17.49	0.0561
Limit	EIRP < 2W			Result		PASS	



LTE Band 26 / 1.4MHz (Average) (GT - LC = -2.6 dB)							
Channel	Mode	RB		Conducted		ERP	
		Size	Offset	Power (dBm)	Power (Watts)	ERP(dBm)	ERP(W)
Lowest	QPSK	3	1	22.50	0.1778	17.75	0.0596
Middle		3	1	22.50	0.1778	17.75	0.0596
Highest		3	1	22.59	0.1816	17.84	0.0608
Lowest	16QAM	1	3	21.99	0.1581	17.24	0.0530
Middle		1	3	21.39	0.1377	16.64	0.0461
Highest		1	3	21.58	0.1439	16.83	0.0482
Lowest	64QAM	1	3	20.72	0.1180	15.97	0.0395
Middle		1	3	20.81	0.1205	16.06	0.0404
Highest		1	3	20.79	0.1199	16.04	0.0402
Limit	ERP < 7W			Result		PASS	

LTE Band 26 / 3MHz (Average) (GT - LC = -2.6 dB)							
Channel	Mode	RB		Conducted		ERP	
		Size	Offset	Power (dBm)	Power (Watts)	ERP(dBm)	ERP(W)
Lowest	QPSK	1	0	22.48	0.1770	17.73	0.0593
Middle		1	0	22.55	0.1799	17.80	0.0603
Highest		1	0	22.68	0.1854	17.93	0.0621
Lowest	16QAM	1	0	21.87	0.1538	17.12	0.0515
Middle		1	0	21.98	0.1578	17.23	0.0528
Highest		1	0	21.49	0.1409	16.74	0.0472
Lowest	64QAM	1	8	20.90	0.1230	16.15	0.0412
Middle		1	8	20.77	0.1194	16.02	0.0400
Highest		1	8	20.58	0.1143	15.83	0.0383
Limit	ERP < 7W			Result		PASS	

LTE Band 26 / 5MHz (Average) (GT - LC = -2.6 dB)							
Channel	Mode	RB		Conducted		ERP	
		Size	Offset	Power (dBm)	Power (Watts)	ERP(dBm)	ERP(W)
Lowest	QPSK	1	0	22.51	0.1782	17.76	0.0597
Middle		1	0	22.56	0.1803	17.81	0.0604
Highest		1	0	22.66	0.1845	17.91	0.0618
Lowest	16QAM	1	0	21.75	0.1496	17.00	0.0501
Middle		1	0	21.87	0.1538	17.12	0.0515
Highest		1	0	21.75	0.1496	17.00	0.0501
Lowest	64QAM	1	0	20.69	0.1172	15.94	0.0393
Middle		1	0	20.77	0.1194	16.02	0.0400
Highest		1	0	20.91	0.1233	16.16	0.0413
Limit	ERP < 7W			Result		PASS	





LTE Band 26 / 10MHz (Average) (GT - LC = -2.6 dB)							
Channel	Mode	RB		Conducted		ERP	
		Size	Offset	Power (dBm)	Power (Watts)	ERP(dBm)	ERP(W)
Lowest	QPSK	1	25	22.67	0.1849	17.92	0.0619
Middle		1	25	22.61	0.1824	17.86	0.0611
Highest		1	25	22.59	0.1816	17.84	0.0608
Lowest	16QAM	1	0	22.00	0.1585	17.25	0.0531
Middle		1	0	21.63	0.1455	16.88	0.0488
Highest		1	0	21.70	0.1479	16.95	0.0495
Lowest	64QAM	1	49	20.67	0.1167	15.92	0.0391
Middle		1	49	20.90	0.1230	16.15	0.0412
Highest		1	49	20.75	0.1189	16.00	0.0398
Limit	ERP < 7W			Result		PASS	

LTE Band 26 / 15MHz (Average) (GT - LC = -2.6 dB)							
Channel	Mode	RB		Conducted		ERP	
		Size	Offset	Power (dBm)	Power (Watts)	ERP(dBm)	ERP(W)
Lowest	QPSK	1	0	22.62	0.1828	17.87	0.0612
Middle		1	0	22.69	0.1858	17.94	0.0622
Highest		1	0	22.67	0.1849	17.92	0.0619
Lowest	16QAM	1	74	21.95	0.1567	17.20	0.0525
Middle		1	74	21.77	0.1503	17.02	0.0504
Highest		1	74	21.98	0.1578	17.23	0.0528
Lowest	64QAM	1	37	20.74	0.1186	15.99	0.0397
Middle		1	37	20.70	0.1175	15.95	0.0394
Highest		1	37	20.78	0.1197	16.03	0.0401
Limit	ERP < 7W			Result		PASS	



LTE Band 38 / 5MHz (Peak) (GT - LC = -2.7 dB)							
Channel	Mode	RB		Conducted		EIRP	
		Size	Offset	Power (dBm)	Power (Watts)	EIRP(dBm)	EIRP(W)
Lowest	QPSK	1.00	0.00	22.42	0.1746	19.72	0.0938
Middle		1.00	0.00	22.08	0.1614	19.38	0.0867
Highest		1.00	0.00	22.07	0.1611	19.37	0.0865
Lowest	16QAM	1.00	12.00	21.49	0.1409	18.79	0.0757
Middle		1.00	12.00	21.29	0.1346	18.59	0.0723
Highest		1.00	12.00	21.25	0.1334	18.55	0.0716
Lowest	64QAM	1.00	24.00	20.27	0.1064	17.57	0.0571
Middle		1.00	24.00	20.09	0.1021	17.39	0.0548
Highest		1.00	24.00	20.03	0.1007	17.33	0.0541
Limit	EIRP < 2W			Result		PASS	

LTE Band 38 / 10MHz (Peak) (GT - LC = -2.7 dB)							
Channel	Mode	RB		Conducted		EIRP	
		Size	Offset	Power (dBm)	Power (Watts)	EIRP(dBm)	EIRP(W)
Lowest	QPSK	1.00	0.00	22.46	0.1762	19.76	0.0946
Middle		1.00	0.00	22.11	0.1626	19.41	0.0873
Highest		1.00	0.00	22.07	0.1611	19.37	0.0865
Lowest	16QAM	1.00	0.00	21.57	0.1435	18.87	0.0771
Middle		1.00	0.00	21.32	0.1355	18.62	0.0728
Highest		1.00	0.00	21.21	0.1321	18.51	0.0710
Lowest	64QAM	1.00	0.00	20.29	0.1069	17.59	0.0574
Middle		1.00	0.00	20.13	0.1030	17.43	0.0553
Highest		1.00	0.00	20.05	0.1012	17.35	0.0543
Limit	EIRP < 2W			Result		PASS	

LTE Band 38 / 15MHz (Peak) (GT - LC = -2.7 dB)							
Channel	Mode	RB		Conducted		EIRP	
		Size	Offset	Power (dBm)	Power (Watts)	EIRP(dBm)	EIRP(W)
Lowest	QPSK	1.00	0.00	22.44	0.1754	19.74	0.0942
Middle		1.00	0.00	22.24	0.1675	19.54	0.0899
Highest		1.00	0.00	22.29	0.1694	19.59	0.0910
Lowest	16QAM	1.00	0.00	21.56	0.1432	18.86	0.0769
Middle		1.00	0.00	21.32	0.1355	18.62	0.0728
Highest		1.00	0.00	21.33	0.1358	18.63	0.0729
Lowest	64QAM	1.00	0.00	20.36	0.1086	17.66	0.0583
Middle		1.00	0.00	20.24	0.1057	17.54	0.0568
Highest		1.00	0.00	20.35	0.1084	17.65	0.0582
Limit	EIRP < 2W			Result		PASS	



LTE Band 38 / 20MHz (Peak) (GT - LC = -2.7 dB)							
Channel	Mode	RB		Conducted		EIRP	
		Size	Offset	Power (dBm)	Power (Watts)	EIRP(dBm)	EIRP(W)
Lowest	QPSK	1.00	0.00	22.47	0.1766	19.77	0.0948
Middle		1.00	0.00	22.23	0.1671	19.53	0.0897
Highest		1.00	0.00	22.14	0.1637	19.44	0.0879
Lowest	16QAM	1.00	0.00	21.59	0.1442	18.89	0.0774
Middle		1.00	0.00	21.44	0.1393	18.74	0.0748
Highest		1.00	0.00	21.32	0.1355	18.62	0.0728
Lowest	64QAM	1.00	0.00	20.37	0.1089	17.67	0.0585
Middle		1.00	0.00	20.45	0.1109	17.75	0.0596
Highest		1.00	0.00	20.38	0.1091	17.68	0.0586
Limit	EIRP < 2W			Result		PASS	



**Radiated Spurious Emission**

**<Down Antenna>**

**LTE Band 2**

LTE Band 2 / 1.4MHz / 16QAM									
Channel	Frequency ( MHz )	EIRP ( dBm )	Limit ( dBm )	Over Limit ( dB )	SPA Reading (dBm)	S.G. Power ( dBm )	TX Cable loss ( dB )	TX Antenna Gain (dBi)	Polarization (H/V)
Highest	3819	-49.29	-13	-36.29	-43.11	-55.97	1.70	8.38	H
	5723	-48.21	-13	-35.21	-49.16	-55.25	2.75	9.79	H
	7634	-58.53	-13	-45.53	-65.01	-68.02	2.39	11.88	H
	9545	-55.53	-13	-42.53	-66.99	-65.40	2.60	12.47	H
									H
									H
									H
	3819	-47.55	-13	-34.55	-41.17	-54.23	1.70	8.38	V
	5723	-42.89	-13	-29.89	-43.77	-49.93	2.75	9.79	V
	7634	-58.83	-13	-45.83	-65.55	-68.32	2.39	11.88	V
	9545	-55.16	-13	-42.16	-64.81	-65.03	2.60	12.47	V
									V
									V
									V

Remark: Spurious emissions within 30-1000MHz were found more than 20dB below limit line.



LTE Band 2 / 3MHz / 16QAM									
Channel	Frequency ( MHz )	EIRP ( dBm )	Limit ( dBm )	Over Limit ( dB )	SPA Reading (dBm)	S.G. Power ( dBm )	TX Cable loss ( dB )	TX Antenna Gain (dBi)	Polarization (H/V)
Highest	3812	-54.22	-13	-41.22	-48.02	-60.89	1.70	8.37	H
	5723	-47.70	-13	-34.70	-48.65	-54.74	2.75	9.79	H
	9538	-56.87	-13	-43.87	-68.27	-66.75	2.60	12.48	H
									H
									H
									H
									H
	3812	-51.70	-13	-38.70	-45.29	-58.37	1.70	8.37	V
	5723	-40.84	-13	-27.84	-41.72	-47.88	2.75	9.79	V
	9538	-59.22	-13	-46.22	-68.8	-69.10	2.60	12.48	V
									V
									V
									V
									V

Remark: Spurious emissions within 30-1000MHz were found more than 20dB below limit line.



LTE Band 2 / 5MHz / 16QAM									
Channel	Frequency ( MHz )	EIRP ( dBm )	Limit ( dBm )	Over Limit ( dB )	SPA Reading (dBm)	S.G. Power ( dBm )	TX Cable loss ( dB )	TX Antenna Gain (dBi)	Polarization (H/V)
Highest	3812	-53.02	-13	-40.02	-46.82	-59.69	1.70	8.37	H
	5716	-47.61	-13	-34.61	-48.52	-54.65	2.75	9.79	H
	9524	-57.43	-13	-44.43	-68.76	-67.32	2.59	12.49	H
									H
									H
									H
									H
	3812	-50.95	-13	-37.95	-44.54	-57.62	1.70	8.37	V
	5716	-40.83	-13	-27.83	-41.68	-47.87	2.75	9.79	V
	9524	-58.69	-13	-45.69	-68.21	-68.58	2.59	12.49	V
									V
									V
									V
									V

Remark: Spurious emissions within 30-1000MHz were found more than 20dB below limit line.



LTE Band 2 / 10MHz / 16QAM									
Channel	Frequency ( MHz )	EIRP ( dBm )	Limit ( dBm )	Over Limit ( dB )	SPA Reading (dBm)	S.G. Power ( dBm )	TX Cable loss ( dB )	TX Antenna Gain (dBi)	Polarization (H/V)
Lowest	3700	-43.10	-13	-30.10	-36.76	-49.67	1.67	8.24	H
	5555	-43.20	-13	-30.20	-43.75	-50.27	2.66	9.72	H
	9251	-54.41	-13	-41.41	-64.79	-64.47	2.54	12.60	H
									H
									H
									H
									H
	3700	-42.55	-13	-29.55	-35.96	-49.12	1.67	8.24	V
	5555	-45.67	-13	-32.67	-46.18	-52.74	2.66	9.72	V
	9251	-57.41	-13	-44.41	-66.38	-67.47	2.54	12.60	V
									V
									V
									V
									V

Remark: Spurious emissions within 30-1000MHz were found more than 20dB below limit line.



LTE Band 2 / 15MHz / 16QAM									
Channel	Frequency ( MHz )	EIRP ( dBm )	Limit ( dBm )	Over Limit ( dB )	SPA Reading (dBm)	S.G. Power ( dBm )	TX Cable loss ( dB )	TX Antenna Gain (dBi)	Polarization (H/V)
Highest	3791	-46.77	-13	-33.77	-40.54	-53.42	1.70	8.35	H
	5688	-45.68	-13	-32.68	-46.55	-52.72	2.73	9.78	H
	9482	-53.92	-13	-40.92	-65.13	-63.84	2.59	12.51	H
									H
									H
									H
									H
	3791	-44.26	-13	-31.26	-37.82	-50.91	1.70	8.35	V
	5688	-37.77	-13	-24.77	-38.57	-44.81	2.73	9.78	V
	9482	-55.25	-13	-42.25	-64.67	-65.17	2.59	12.51	V
									V
									V
									V
									V

Remark: Spurious emissions within 30-1000MHz were found more than 20dB below limit line.





LTE Band 2 / 20MHz / 16QAM									
Channel	Frequency ( MHz )	EIRP ( dBm )	Limit ( dBm )	Over Limit ( dB )	SPA Reading (dBm)	S.G. Power ( dBm )	TX Cable loss ( dB )	TX Antenna Gain (dBi)	Polarization (H/V)
Lowest	3700	-43.36	-13	-30.36	-37.02	-49.93	1.67	8.24	H
	5555	-44.23	-13	-31.23	-44.78	-51.30	2.66	9.72	H
	7403	-58.65	-13	-45.65	-64.63	-67.80	2.46	11.61	H
	9258	-56.41	-13	-43.41	-66.84	-66.47	2.54	12.60	H
									H
									H
									H
	3700	-41.22	-13	-28.22	-34.63	-47.79	1.67	8.24	V
	5555	-39.35	-13	-26.35	-39.86	-46.42	2.66	9.72	V
	7403	-58.86	-13	-45.86	-65.14	-68.01	2.46	11.61	V
	9258	-58.86	-13	-45.86	-67.87	-68.92	2.54	12.60	V
									V
									V
									V

Remark: Spurious emissions within 30-1000MHz were found more than 20dB below limit line.



**LTE Band 4**

LTE Band 4 / 1.4MHz / 64QAM									
Channel	Frequency ( MHz )	EIRP ( dBm )	Limit ( dBm )	Over Limit ( dB )	SPA Reading (dBm)	S.G. Power ( dBm )	TX Cable loss ( dB )	TX Antenna Gain (dBi)	Polarization (H/V)
Middle	3462	-52.46	-13	-39.46	-45.75	-58.70	1.59	7.83	H
	5198	-57.81	-13	-44.81	-57.43	-65.06	2.45	9.70	H
	10392	-56.89	-13	-43.89	-70.35	-66.55	2.69	12.36	H
									H
									H
									H
									H
	3462	-52.97	-13	-39.97	-45.97	-59.21	1.59	7.83	V
	5198	-56.54	-13	-43.54	-56.01	-63.79	2.45	9.70	V
	10392	-57.80	-13	-44.80	-70.44	-67.46	2.69	12.36	V
									V
									V
									V
									V

Remark: Spurious emissions within 30-1000MHz were found more than 20dB below limit line.



LTE Band 4 / 3MHz / 64QAM									
Channel	Frequency ( MHz )	EIRP ( dBm )	Limit ( dBm )	Over Limit ( dB )	SPA Reading (dBm)	S.G. Power ( dBm )	TX Cable loss ( dB )	TX Antenna Gain (dBi)	Polarization (H/V)
Middle	3462	-53.88	-13	-40.88	-47.17	-60.12	1.59	7.83	H
	5191	-58.69	-13	-45.69	-58.31	-65.94	2.45	9.70	H
	6927	-58.93	-13	-45.93	-63.59	-67.03	2.61	10.71	H
									H
									H
									H
									H
	3462	-54.39	-13	-41.39	-47.17	-60.63	1.59	7.83	V
	5191	-55.47	-13	-42.47	-58.31	-62.72	2.45	9.70	V
	6927	-59.75	-13	-46.75	-64.69	-67.85	2.61	10.71	V
									V
									V
									V
									V

Remark: Spurious emissions within 30-1000MHz were found more than 20dB below limit line.



LTE Band 4 / 5MHz / 64QAM									
Channel	Frequency ( MHz )	EIRP ( dBm )	Limit ( dBm )	Over Limit ( dB )	SPA Reading (dBm)	S.G. Power ( dBm )	TX Cable loss ( dB )	TX Antenna Gain (dBi)	Polarization (H/V)
Highest	3497	-44.91	-13	-31.91	-38.27	-51.29	1.60	7.99	H
	5247	-57.53	-13	-44.53	-57.28	-64.75	2.48	9.70	H
	7004	-56.72	-13	-43.72	-61.63	-64.94	2.59	10.81	H
									H
									H
									H
									H
	3497	-46.26	-13	-33.26	-39.31	-52.64	1.60	7.99	V
	5247	-57.83	-13	-44.83	-57.46	-65.05	2.48	9.70	V
	7004	-58.77	-13	-45.77	-63.98	-66.99	2.59	10.81	V
									V
									V
									V
									V

Remark: Spurious emissions within 30-1000MHz were found more than 20dB below limit line.



LTE Band 4 / 10MHz / 64QAM									
Channel	Frequency ( MHz )	EIRP ( dBm )	Limit ( dBm )	Over Limit ( dB )	SPA Reading (dBm)	S.G. Power ( dBm )	TX Cable loss ( dB )	TX Antenna Gain (dBi)	Polarization (H/V)
Middle	3455	-54.04	-13	-41.04	-47.3	-60.25	1.59	7.80	H
	5184	-49.68	-13	-36.68	-49.25	-56.94	2.44	9.70	H
	6913	-59.08	-13	-46.08	-63.67	-67.16	2.62	10.70	H
									H
									H
									H
									H
	3455	-54.83	-13	-41.83	-47.8	-61.04	1.59	7.80	V
	5184	-52.42	-13	-39.42	-51.84	-59.68	2.44	9.70	V
	6913	-59.68	-13	-46.68	-64.54	-67.76	2.62	10.70	V
									V
									V
									V
									V

Remark: Spurious emissions within 30-1000MHz were found more than 20dB below limit line.



LTE Band 4 / 15MHz / 64QAM									
Channel	Frequency ( MHz )	EIRP ( dBm )	Limit ( dBm )	Over Limit ( dB )	SPA Reading (dBm)	S.G. Power ( dBm )	TX Cable loss ( dB )	TX Antenna Gain (dBi)	Polarization (H/V)
Middle	3448	-54.74	-13	-41.74	-48	-60.92	1.59	7.77	H
	5177	-60.02	-13	-47.02	-59.59	-67.28	2.44	9.70	H
	6906	-58.13	-13	-45.13	-62.65	-66.20	2.62	10.69	H
									H
									H
									H
									H
									H
	3448	-55.81	-13	-42.81	-48.78	-61.99	1.59	7.77	V
	5177	-57.90	-13	-44.90	-57.32	-65.16	2.44	9.70	V
	6906	-59.98	-13	-46.98	-64.77	-68.05	2.62	10.69	V
									V
									V
									V
								V	

Remark: Spurious emissions within 30-1000MHz were found more than 20dB below limit line.



LTE Band 4 / 20MHz / 64QAM									
Channel	Frequency ( MHz )	EIRP ( dBm )	Limit ( dBm )	Over Limit ( dB )	SPA Reading (dBm)	S.G. Power ( dBm )	TX Cable loss ( dB )	TX Antenna Gain (dBi)	Polarization (H/V)
Middle	3488	-54.41	-13	-41.41	-47.67	-60.76	1.60	7.95	H
	5170	-60.06	-13	-47.06	-59.59	-67.33	2.43	9.70	H
	6892	-56.39	-13	-43.39	-60.91	-64.44	2.63	10.67	H
									H
									H
									H
									H
	3488	-57.36	-13	-44.36	-50.33	-63.71	1.60	7.95	V
	5170	-56.43	-13	-43.43	-55.8	-63.70	2.43	9.70	V
	6892	-59.24	-13	-46.24	-64.03	-67.29	2.63	10.67	V
									V
									V
									V
									V

Remark: Spurious emissions within 30-1000MHz were found more than 20dB below limit line.



### LTE Band 5

LTE Band 5 / 1.4MHz / QPSK									
Channel	Frequency ( MHz )	ERP ( dBm )	Limit ( dBm )	Over Limit ( dB )	SPA Reading (dBm)	S.G. Power ( dBm )	TX Cable loss ( dB )	TX Antenna Gain (dBi)	Polarization (H/V)
Highest	1696	-33.49	-13	-20.49	-20.41	-35.09	1.00	4.75	H
	2544	-43.97	-13	-30.97	-34.73	-45.95	1.30	5.44	H
	3392	-41.16	-13	-28.16	-34.31	-44.96	1.57	7.52	H
	4240	-46.38	-13	-33.38	-41.51	-50.98	1.90	8.65	H
	5088	-51.81	-13	-38.81	-51.11	-56.97	2.39	9.70	H
	5936	-48.49	-13	-35.49	-49.92	-53.34	2.88	9.87	H
	6784	-55.11	-13	-42.11	-59.18	-60.84	2.66	10.54	H
	7632	-53.61	-13	-40.61	-60.09	-60.95	2.39	11.88	H
	1696	-27.13	-13	-14.13	-14.12	-28.73	1.00	4.75	H
	2544	-37.20	-13	-24.20	-27.99	-39.18	1.30	5.44	V
	3392	-38.18	-13	-25.18	-31.07	-41.98	1.57	7.52	V
	4240	-52.69	-13	-39.69	-47.59	-57.29	1.90	8.65	V
	5088	-54.88	-13	-41.88	-53.98	-60.04	2.39	9.70	V
	5936	-50.57	-13	-37.57	-51.89	-55.42	2.88	9.87	V
	6784	-51.77	-13	-38.77	-56.08	-57.50	2.66	10.54	V
	7632	-55.87	-13	-42.87	-62.59	-63.21	2.39	11.88	V

Remark: Spurious emissions within 30-1000MHz were found more than 20dB below limit line.





LTE Band 5 / 3MHz / QPSK									
Channel	Frequency ( MHz )	ERP ( dBm )	Limit ( dBm )	Over Limit ( dB )	SPA Reading (dBm)	S.G. Power ( dBm )	TX Cable loss ( dB )	TX Antenna Gain (dBi)	Polarization (H/V)
Highest	1688	-32.61	-13	-19.61	-19.45	-34.24	1.00	4.77	H
	2536	-43.38	-13	-30.38	-34.08	-45.36	1.30	5.43	H
	3384	-40.21	-13	-27.21	-33.3	-43.98	1.57	7.49	H
	4232	-46.34	-13	-33.34	-41.4	-50.94	1.89	8.65	H
	5080	-52.07	-13	-39.07	-51.37	-57.24	2.38	9.70	H
	5920	-47.34	-13	-34.34	-48.73	-52.19	2.87	9.87	H
	6768	-56.23	-13	-43.23	-60.23	-61.94	2.67	10.52	H
	7616	-54.66	-13	-41.66	-61.12	-61.99	2.39	11.87	H
	1688	-25.32	-13	-12.32	-12.26	-26.95	1.00	4.77	V
	2536	-38.27	-13	-25.27	-29	-40.25	1.30	5.43	V
	3384	-36.74	-13	-23.74	-29.6	-40.51	1.57	7.49	V
	4232	-51.85	-13	-38.85	-46.69	-56.45	1.89	8.65	V
	5080	-52.68	-13	-39.68	-51.78	-57.85	2.38	9.70	V
	5920	-51.09	-13	-38.09	-52.37	-55.94	2.87	9.87	V
	6768	-51.30	-13	-38.30	-55.53	-57.01	2.67	10.52	V
	7616	-54.82	-13	-41.82	-61.51	-62.15	2.39	11.87	V

Remark: Spurious emissions within 30-1000MHz were found more than 20dB below limit line.



LTE Band 5 / 5MHz / QPSK									
Channel	Frequency ( MHz )	ERP ( dBm )	Limit ( dBm )	Over Limit ( dB )	SPA Reading (dBm)	S.G. Power ( dBm )	TX Cable loss ( dB )	TX Antenna Gain (dBi)	Polarization (H/V)
Highest	1688	-32.97	-13	-19.97	-19.81	-34.60	1.00	4.77	H
	2536	-42.99	-13	-29.99	-33.69	-44.97	1.30	5.43	H
	3376	-42.15	-13	-29.15	-35.27	-45.89	1.57	7.45	H
	4224	-48.74	-13	-35.74	-43.8	-53.34	1.89	8.64	H
	5064	-50.66	-13	-37.66	-49.92	-55.84	2.37	9.70	H
	5912	-46.32	-13	-33.32	-47.71	-51.17	2.86	9.86	H
	6752	-55.17	-13	-42.17	-59.11	-60.85	2.67	10.50	H
	7600	-52.81	-13	-39.81	-59.23	-60.12	2.40	11.86	H
	1688	-26.10	-13	-13.10	-13.04	-27.73	1.00	4.77	V
	2536	-36.37	-13	-23.37	-27.1	-38.35	1.30	5.43	V
	3376	-38.28	-13	-25.28	-31.14	-42.02	1.57	7.45	V
	4224	-53.62	-13	-40.62	-48.46	-58.22	1.89	8.64	V
	5064	-52.47	-13	-39.47	-51.53	-57.65	2.37	9.70	V
	5912	-48.54	-13	-35.54	-49.82	-53.39	2.86	9.86	V
	6752	-53.14	-13	-40.14	-57.31	-58.82	2.67	10.50	V
	7600	-55.88	-13	-42.88	-62.54	-63.19	2.40	11.86	V

Remark: Spurious emissions within 30-1000MHz were found more than 20dB below limit line.



LTE Band 5 / 10MHz / QPSK									
Channel	Frequency ( MHz )	ERP ( dBm )	Limit ( dBm )	Over Limit ( dB )	SPA Reading (dBm)	S.G. Power ( dBm )	TX Cable loss ( dB )	TX Antenna Gain (dBi)	Polarization (H/V)
Middle	1664	-35.04	-13	-22.04	-21.8	-36.75	0.98	4.84	H
	2496	-42.36	-13	-29.36	-32.94	-44.31	1.29	5.39	H
	3328	-44.17	-13	-31.17	-37.18	-47.71	1.55	7.24	H
	4160	-54.39	-13	-41.39	-49.17	-59.02	1.85	8.63	H
	4992	-52.43	-13	-39.43	-51.51	-57.63	2.33	9.68	H
	5824	-49.00	-13	-36.00	-58.52	-53.87	2.81	9.83	H
	6656	-57.59	-13	-44.59	-61.24	-63.13	2.70	10.39	H
	7488	-55.91	-13	-42.91	-64.4	-63.10	2.43	11.78	H
	1664	-27.08	-13	-14.08	-13.98	-28.79	0.98	4.84	V
	2496	-34.88	-13	-21.88	-25.5	-36.83	1.29	5.39	V
	3328	-41.37	-13	-28.37	-34.15	-44.91	1.55	7.24	V
	4160	-56.16	-13	-43.16	-50.74	-60.79	1.85	8.63	V
	4992	-55.91	-13	-42.91	-54.76	-61.11	2.33	9.68	V
	5824	-52.76	-13	-39.76	-53.86	-57.63	2.81	9.83	V
	6656	-50.93	-13	-37.93	-54.75	-56.47	2.70	10.39	V
	7488	-58.22	-13	-45.22	-64.72	-65.41	2.43	11.78	V

Remark: Spurious emissions within 30-1000MHz were found more than 20dB below limit line.



### LTE Band 7

LTE Band 7 / 5MHz / QPSK									
Channel	Frequency ( MHz )	EIRP ( dBm )	Limit ( dBm )	Over Limit ( dB )	SPA Reading (dBm)	S.G. Power ( dBm )	TX Cable loss ( dB )	TX Antenna Gain (dBi)	Polarization (H/V)
Middle	5064	-44.31	-25	-19.31	-43.57	-51.64	2.37	9.70	H
	7596	-56.03	-25	-31.03	-62.45	-65.49	2.40	11.86	H
	10134	-56.79	-25	-31.79	-70.05	-66.35	2.70	12.25	H
									H
									H
									H
									H
	5064	-46.15	-25	-21.15	-45.21	-53.48	2.37	9.70	V
	7596	-48.56	-25	-23.56	-55.22	-58.02	2.40	11.86	V
	10134	-56.46	-25	-31.46	-68.3	-66.02	2.70	12.25	V
									V
									V
									V
									V

Remark: Spurious emissions within 30-1000MHz were found more than 20dB below limit line.



LTE Band 7 / 10MHz / QPSK									
Channel	Frequency ( MHz )	EIRP ( dBm )	Limit ( dBm )	Over Limit ( dB )	SPA Reading (dBm)	S.G. Power ( dBm )	TX Cable loss ( dB )	TX Antenna Gain (dBi)	Polarization (H/V)
Middle	5058	-43.68	-25	-18.68	-42.94	-51.01	2.37	9.70	H
	7590	-55.87	-25	-30.87	-62.29	-65.32	2.40	11.85	H
	10125	-56.18	-25	-31.18	-69.44	-65.73	2.70	12.25	H
									H
									H
									H
									H
	5058	-45.64	-25	-20.64	-44.7	-52.97	2.37	9.70	V
	7590	-49.02	-25	-24.02	-55.68	-58.47	2.40	11.85	V
	10125	-56.14	-25	-31.14	-67.98	-65.69	2.70	12.25	V
									V
									V
									V
									V

Remark: Spurious emissions within 30-1000MHz were found more than 20dB below limit line.



LTE Band 7 / 15MHz / QPSK									
Channel	Frequency ( MHz )	EIRP ( dBm )	Limit ( dBm )	Over Limit ( dB )	SPA Reading (dBm)	S.G. Power ( dBm )	TX Cable loss ( dB )	TX Antenna Gain (dBi)	Polarization (H/V)
Middle	5058	-44.85	-25	-19.85	-44.11	-52.18	2.37	9.70	H
	7584	-55.56	-25	-30.56	-61.94	-65.01	2.40	11.85	H
	10116	-56.45	-25	-31.45	-69.7	-66.00	2.70	12.25	H
									H
									H
									H
									H
	5058	-44.24	-25	-19.24	-43.3	-51.57	2.37	9.70	V
	7584	-47.92	-25	-22.92	-54.55	-57.37	2.40	11.85	V
	10116	-56.35	-25	-31.35	-68.14	-65.90	2.70	12.25	V
									V
									V
									V
									V

Remark: Spurious emissions within 30-1000MHz were found more than 20dB below limit line.



LTE Band 7 / 20MHz / QPSK									
Channel	Frequency ( MHz )	EIRP ( dBm )	Limit ( dBm )	Over Limit ( dB )	SPA Reading (dBm)	S.G. Power ( dBm )	TX Cable loss ( dB )	TX Antenna Gain (dBi)	Polarization (H/V)
Middle	5052	-43.69	-25	-18.69	-42.91	-51.02	2.37	9.70	H
	7578	-56.12	-25	-31.12	-62.5	-65.56	2.40	11.85	H
	10107	-56.52	-25	-31.52	-69.77	-66.07	2.70	12.24	H
									H
									H
									H
									H
	5052	-45.45	-25	-20.45	-44.46	-52.78	2.37	9.70	V
	7578	-49.52	-25	-24.52	-56.15	-58.96	2.40	11.85	V
	10107	-55.49	-25	-30.49	-67.28	-65.04	2.70	12.24	V
									V
									V
									V
									V

Remark: Spurious emissions within 30-1000MHz were found more than 20dB below limit line.



### LTE Band 12

LTE Band 12 / 1.4MHz / 16QAM									
Channel	Frequency ( MHz )	ERP ( dBm )	Limit ( dBm )	Over Limit ( dB )	SPA Reading (dBm)	S.G. Power ( dBm )	TX Cable loss ( dB )	TX Antenna Gain (dBi)	Polarization (H/V)
Middle	1416	-49.89	-13.00	-36.89	-35.31	-51.64	0.87	4.78	H
	2120	-64.95	-13.00	-51.95	-53.83	-65.89	1.17	4.26	H
	3536	-67.15	-13.00	-54.15	-60.56	-71.43	1.62	8.04	H
									H
									H
									H
									H
	1416	-49.32	-13.00	-36.32	-34.98	-51.07	0.87	4.78	V
	2120	-61.90	-13.00	-48.90	-50.42	-62.84	1.17	4.26	V
	2824	-65.07	-13.00	-52.07	-56.73	-67.19	1.39	5.66	V
	3536	-67.37	-13.00	-54.37	-60.48	-71.65	1.62	8.04	V
									V
									V
									V

Remark: Spurious emissions within 30-1000MHz were found more than 20dB below limit line.





LTE Band 12 / 3MHz / 16QAM									
Channel	Frequency ( MHz )	ERP ( dBm )	Limit ( dBm )	Over Limit ( dB )	SPA Reading (dBm)	S.G. Power ( dBm )	TX Cable loss ( dB )	TX Antenna Gain (dBi)	Polarization (H/V)
Middle	1408	-49.60	-13.00	-36.60	-35.02	-51.31	0.87	4.73	H
	2120	-64.16	-13.00	-51.16	-53.04	-65.10	1.17	4.26	H
	2824	-69.64	-13.00	-56.64	-61.35	-71.76	1.39	5.66	H
									H
									H
									H
									H
	1408	-49.53	-13.00	-36.53	-35.19	-51.24	0.87	4.73	V
	2120	-62.42	-13.00	-49.42	-50.94	-63.36	1.17	4.26	V
	2824	-66.48	-13.00	-53.48	-58.14	-68.60	1.39	5.66	V
									V
									V
									V
									V

Remark: Spurious emissions within 30-1000MHz were found more than 20dB below limit line.



LTE Band 12 / 5MHz / 16QAM									
Channel	Frequency ( MHz )	ERP ( dBm )	Limit ( dBm )	Over Limit ( dB )	SPA Reading (dBm)	S.G. Power ( dBm )	TX Cable loss ( dB )	TX Antenna Gain (dBi)	Polarization (H/V)
Middle	1408	-50.13	-13.00	-37.13	-35.55	-51.84	0.87	4.73	H
	2112	-64.78	-13.00	-51.78	-53.58	-65.70	1.17	4.24	H
	3528	-66.74	-13.00	-53.74	-60.15	-71.01	1.61	8.03	H
									H
									H
									H
									H
	1408	-50.38	-13.00	-37.38	-36.04	-52.09	0.87	4.73	V
	2112	-61.28	-13.00	-48.28	-49.71	-62.20	1.17	4.24	V
	2824	-64.52	-13.00	-51.52	-56.18	-66.64	1.39	5.66	V
	3528	-67.50	-13.00	-54.50	-60.61	-71.77	1.61	8.03	V
									V
									V
									V

Remark: Spurious emissions within 30-1000MHz were found more than 20dB below limit line.



LTE Band 12 / 10MHz / 16QAM									
Channel	Frequency ( MHz )	ERP ( dBm )	Limit ( dBm )	Over Limit ( dB )	SPA Reading (dBm)	S.G. Power ( dBm )	TX Cable loss ( dB )	TX Antenna Gain (dBi)	Polarization (H/V)
Middle	1408	-49.70	-13.00	-36.70	-35.12	-51.41	0.87	4.73	H
	2112	-62.53	-13.00	-49.53	-51.33	-63.45	1.17	4.24	H
	2808	-66.75	-13.00	-53.75	-58.40	-68.86	1.39	5.65	H
	3512	-65.56	-13.00	-52.56	-58.94	-69.82	1.61	8.01	H
									H
									H
									H
	1408	-50.50	-13.00	-37.50	-36.16	-52.21	0.87	4.73	V
	2112	-61.91	-13.00	-48.91	-50.34	-62.83	1.17	4.24	V
	2808	-66.28	-13.00	-53.28	-57.89	-68.39	1.39	5.65	V
	3512	-66.86	-13.00	-53.86	-59.94	-71.12	1.61	8.01	V
									V
									V
									V

Remark: Spurious emissions within 30-1000MHz were found more than 20dB below limit line.



### LTE Band 17

LTE Band 17 / 5MHz / QPSK									
Channel	Frequency ( MHz )	ERP ( dBm )	Limit ( dBm )	Over Limit ( dB )	SPA Reading (dBm)	S.G. Power ( dBm )	TX Cable loss ( dB )	TX Antenna Gain (dBi)	Polarization (H/V)
Middle	1416	-59.40	-13	-46.40	-44.82	-61.15	0.87	4.78	H
	2120	-64.14	-13	-51.14	-53.02	-65.08	1.17	4.26	H
	3536	-66.15	-13	-53.15	-59.56	-70.43	1.62	8.04	H
									H
									H
									H
									H
	1416	-60.12	-13	-47.12	-45.78	-61.87	0.87	4.78	V
	2120	-62.55	-13	-49.55	-51.07	-63.49	1.17	4.26	V
	3536	-66.89	-13	-53.89	-60.00	-71.17	1.62	8.04	V
									V
									V
									V
									V

Remark: Spurious emissions within 30-1000MHz were found more than 20dB below limit line.



LTE Band 17 / 10MHz / QPSK									
Channel	Frequency ( MHz )	ERP ( dBm )	Limit ( dBm )	Over Limit ( dB )	SPA Reading (dBm)	S.G. Power ( dBm )	TX Cable loss ( dB )	TX Antenna Gain (dBi)	Polarization (H/V)
Middle	1408	-58.91	-13	-45.91	-44.33	-60.62	0.87	4.73	H
	2120	-66.70	-13	-53.70	-55.58	-67.64	1.17	4.26	H
	2824	-67.27	-13	-54.27	-58.98	-69.39	1.39	5.66	H
									H
									H
									H
									H
	1408	-58.18	-13	-45.18	-43.84	-59.89	0.87	4.73	V
	2120	-67.31	-13	-54.31	-46.20	-68.25	1.17	4.26	V
	2824	-69.98	-13	-56.98	-61.64	-72.10	1.39	5.66	V
									V
									V
									V
									V

Remark: Spurious emissions within 30-1000MHz were found more than 20dB below limit line.



### LTE Band 38

LTE Band 38 / 5MHz / 16QAM									
Channel	Frequency ( MHz )	EIRP ( dBm )	Limit ( dBm )	Over Limit ( dB )	SPA Reading (dBm)	S.G. Power ( dBm )	TX Cable loss ( dB )	TX Antenna Gain (dBi)	Polarization (H/V)
Lowest	5142	-43.64	-25	-18.64	-43.13	-50.92	2.42	9.70	H
	7710	-52.37	-25	-27.37	-59.04	-61.93	2.36	11.93	H
	10278	-54.12	-25	-29.12	-67.5	-63.74	2.69	12.31	H
									H
									H
									H
									H
	5142	-45.30	-25	-20.30	-44.61	-52.58	2.42	9.70	V
	7710	-50.61	-25	-25.61	-57.47	-60.17	2.36	11.93	V
	10278	-48.40	-25	-23.40	-60.72	-58.02	2.69	12.31	V
	12852	-51.74	-25	-26.74	-67.92	-61.67	2.89	12.82	V
									V
									V
									V

Remark: Spurious emissions within 30-1000MHz were found more than 20dB below limit line.



LTE Band 38 / 10MHz / 16QAM									
Channel	Frequency ( MHz )	EIRP ( dBm )	Limit ( dBm )	Over Limit ( dB )	SPA Reading (dBm)	S.G. Power ( dBm )	TX Cable loss ( dB )	TX Antenna Gain (dBi)	Polarization (H/V)
Lowest	5142	-45.82	-25	-20.82	-45.31	-53.10	2.42	9.70	H
	7710	-53.90	-25	-28.90	-60.57	-63.46	2.36	11.93	H
	10278	-54.38	-25	-29.38	-67.76	-64.00	2.69	12.31	H
									H
									H
									H
									H
	5142	-46.57	-25	-21.57	-45.88	-53.85	2.42	9.70	V
	7710	-51.47	-25	-26.47	-58.33	-61.03	2.36	11.93	V
	10278	-49.23	-25	-24.23	-61.55	-58.85	2.69	12.31	V
									V
									V
									V
									V

Remark: Spurious emissions within 30-1000MHz were found more than 20dB below limit line.



LTE Band 38 / 15MHz / 16QAM									
Channel	Frequency ( MHz )	EIRP ( dBm )	Limit ( dBm )	Over Limit ( dB )	SPA Reading (dBm)	S.G. Power ( dBm )	TX Cable loss ( dB )	TX Antenna Gain (dBi)	Polarization (H/V)
Lowest	5142	-44.19	-25	-19.19	-43.68	-51.47	2.42	9.70	H
	7710	-51.09	-25	-26.09	-57.76	-60.65	2.36	11.93	H
	10287	-54.23	-25	-29.23	-67.61	-63.85	2.69	12.31	H
									H
									H
									H
									H
	5142	-46.30	-25	-21.30	-45.61	-53.58	2.42	9.70	V
	7710	-50.04	-25	-25.04	-56.9	-59.60	2.36	11.93	V
	10287	-50.30	-25	-25.30	-62.62	-59.92	2.69	12.31	V
									V
									V
									V
									V

Remark: Spurious emissions within 30-1000MHz were found more than 20dB below limit line.





LTE Band 38 / 20MHz / 16QAM									
Channel	Frequency ( MHz )	EIRP ( dBm )	Limit ( dBm )	Over Limit ( dB )	SPA Reading (dBm)	S.G. Power ( dBm )	TX Cable loss ( dB )	TX Antenna Gain (dBi)	Polarization (H/V)
Lowest	5142	-44.89	-25	-19.89	-44.38	-52.17	2.42	9.70	H
	7716	-52.78	-25	-27.78	-59.45	-62.35	2.36	11.93	H
	10287	-53.19	-25	-28.19	-66.57	-62.81	2.69	12.31	H
									H
									H
									H
									H
	5142	-47.03	-25	-22.03	-46.34	-54.31	2.42	9.70	V
	7716	-51.84	-25	-26.84	-58.7	-61.41	2.36	11.93	V
	10287	-49.08	-25	-24.08	-61.4	-58.70	2.69	12.31	V
									V
									V
									V
									V

Remark: Spurious emissions within 30-1000MHz were found more than 20dB below limit line.



### LTE Band 41

LTE Band 41 / 5MHz / 16QAM									
Channel	Frequency ( MHz )	EIRP ( dBm )	Limit ( dBm )	Over Limit ( dB )	SPA Reading (dBm)	S.G. Power ( dBm )	TX Cable loss ( dB )	TX Antenna Gain (dBi)	Polarization (H/V)
Lowest	5088	-48.73	-25	-23.73	-48.03	-56.04	2.39	9.70	H
	7638	-53.04	-25	-28.04	-59.52	-62.54	2.38	11.88	H
	10179	-55.47	-25	-30.47	-68.77	-65.05	2.70	12.27	H
									H
									H
									H
									H
	5088	-46.26	-25	-21.26	-45.36	-53.57	2.39	9.70	V
	7638	-48.78	-25	-23.78	-55.5	-58.28	2.38	11.88	V
	10179	-52.86	-25	-27.86	-64.86	-62.44	2.70	12.27	V
									V
									V
									V
									V

Remark: Spurious emissions within 30-1000MHz were found more than 20dB below limit line.



LTE Band 41 / 10MHz / 16QAM									
Channel	Frequency ( MHz )	EIRP ( dBm )	Limit ( dBm )	Over Limit ( dB )	SPA Reading (dBm)	S.G. Power ( dBm )	TX Cable loss ( dB )	TX Antenna Gain (dBi)	Polarization (H/V)
Lowest	5088	-48.07	-25	-23.07	-47.37	-55.38	2.39	9.70	H
	7638	-51.79	-25	-26.79	-58.27	-61.29	2.38	11.88	H
	10179	-55.98	-25	-30.98	-69.28	-65.56	2.70	12.27	H
									H
									H
									H
									H
	5088	-45.39	-25	-20.39	-44.49	-52.70	2.39	9.70	V
	7638	-49.80	-25	-24.80	-56.52	-59.30	2.38	11.88	V
	10179	-50.94	-25	-25.94	-62.94	-60.52	2.70	12.27	V
									V
									V
									V
									V

Remark: Spurious emissions within 30-1000MHz were found more than 20dB below limit line.



LTE Band 41 / 15MHz / 16QAM									
Channel	Frequency ( MHz )	EIRP ( dBm )	Limit ( dBm )	Over Limit ( dB )	SPA Reading (dBm)	S.G. Power ( dBm )	TX Cable loss ( dB )	TX Antenna Gain (dBi)	Polarization (H/V)
Lowest	5094	-46.50	-25	-21.50	-45.85	-53.81	2.39	9.70	H
	7638	-50.69	-25	-25.69	-57.17	-60.19	2.38	11.88	H
	10179	-55.24	-25	-30.24	-68.54	-64.82	2.70	12.27	H
									H
									H
									H
									H
	5094	-43.29	-25	-18.29	-42.45	-50.60	2.39	9.70	V
	7638	-49.96	-25	-24.96	-56.68	-59.46	2.38	11.88	V
	10179	-52.02	-25	-27.02	-64.02	-61.60	2.70	12.27	V
									V
									V
									V
									V

Remark: Spurious emissions within 30-1000MHz were found more than 20dB below limit line.



LTE Band 41 / 20MHz / 16QAM									
Channel	Frequency ( MHz )	EIRP ( dBm )	Limit ( dBm )	Over Limit ( dB )	SPA Reading (dBm)	S.G. Power ( dBm )	TX Cable loss ( dB )	TX Antenna Gain (dBi)	Polarization (H/V)
Lowest	5094	-46.13	-25	-21.13	-45.48	-53.44	2.39	9.70	H
	7638	-53.41	-25	-28.41	-59.89	-62.91	2.38	11.88	H
	10188	-56.11	-25	-31.11	-69.41	-65.69	2.70	12.28	H
									H
									H
									H
									H
	5094	-46.36	-25	-21.36	-45.52	-53.67	2.39	9.70	V
	7638	-49.95	-25	-24.95	-56.67	-59.45	2.38	11.88	V
	10188	-53.27	-25	-28.27	-65.27	-62.85	2.70	12.28	V
									V
									V
									V
									V

Remark: Spurious emissions within 30-1000MHz were found more than 20dB below limit line.



**Part 22H LTE Band 26**

Part 22H LTE Band 26 / 1.4MHz / QPSK									
Channel	Frequency ( MHz )	ERP ( dBm )	Limit ( dBm )	Over Limit ( dB )	SPA Reading (dBm)	S.G. Power ( dBm )	TX Cable loss ( dB )	TX Antenna Gain (dBi)	Polarization (H/V)
Highest	1696	-32.33	-13	-19.33	-19.25	-33.93	1.00	4.75	H
	2544	-43.66	-13	-30.66	-34.42	-45.64	1.30	5.44	H
	3392	-40.36	-13	-27.36	-33.51	-44.16	1.57	7.52	H
	4240	-47.44	-13	-34.44	-42.57	-52.04	1.90	8.65	H
	5088	-51.50	-13	-38.50	-50.8	-56.66	2.39	9.70	H
	5936	-44.72	-13	-31.72	-46.15	-49.57	2.88	9.87	H
	6784	-56.18	-13	-43.18	-60.25	-61.91	2.66	10.54	H
	7632	-52.95	-13	-39.95	-59.43	-60.29	2.39	11.88	H
	1696	-27.59	-13	-14.59	-14.58	-29.19	1.00	4.75	V
	2544	-35.15	-13	-22.15	-25.94	-37.13	1.30	5.44	V
	3392	-37.27	-13	-24.27	-30.16	-41.07	1.57	7.52	V
	4240	-51.58	-13	-38.58	-46.48	-56.18	1.90	8.65	V
	5088	-53.62	-13	-40.62	-52.72	-58.78	2.39	9.70	V
	5936	-50.20	-13	-37.20	-51.52	-55.05	2.88	9.87	V
	6784	-49.41	-13	-36.41	-53.72	-55.14	2.66	10.54	V
	7632	-55.33	-13	-42.33	-62.05	-62.67	2.39	11.88	V

Remark: Spurious emissions within 30-1000MHz were found more than 20dB below limit line.



Part 22H LTE Band 26 / 3MHz / QPSK									
Channel	Frequency ( MHz )	ERP ( dBm )	Limit ( dBm )	Over Limit ( dB )	SPA Reading (dBm)	S.G. Power ( dBm )	TX Cable loss ( dB )	TX Antenna Gain (dBi)	Polarization (H/V)
Highest	1688	-35.40	-13	-22.40	-22.24	-37.03	1.00	4.77	H
	2536	-43.00	-13	-30.00	-33.7	-44.98	1.30	5.43	H
	3384	-41.24	-13	-28.24	-34.36	-45.01	1.57	7.49	H
	4232	-46.07	-13	-33.07	-41.13	-50.67	1.89	8.65	H
	5080	-55.00	-13	-42.00	-54.3	-60.17	2.38	9.70	H
	5920	-47.44	-13	-34.44	-48.83	-52.29	2.87	9.87	H
	6768	-56.52	-13	-43.52	-60.52	-62.23	2.67	10.52	H
	7616	-52.76	-13	-39.76	-59.22	-60.09	2.39	11.87	H
	1688	-27.36	-13	-14.36	-14.3	-28.99	1.00	4.77	V
	2536	-36.04	-13	-23.04	-26.77	-38.02	1.30	5.43	V
	3384	-40.39	-13	-27.39	-33.25	-44.16	1.57	7.49	V
	4232	-48.85	-13	-35.85	-43.69	-53.45	1.89	8.65	V
	5080	-57.05	-13	-44.05	-56.15	-62.22	2.38	9.70	V
	5920	-49.50	-13	-36.50	-50.78	-54.35	2.87	9.87	V
	6768	-54.91	-13	-41.91	-59.14	-60.62	2.67	10.52	V
	7616	-55.47	-13	-42.47	-62.16	-62.80	2.39	11.87	V

Remark: Spurious emissions within 30-1000MHz were found more than 20dB below limit line.



Part 22H LTE Band 26 / 5MHz / QPSK									
Channel	Frequency ( MHz )	ERP ( dBm )	Limit ( dBm )	Over Limit ( dB )	SPA Reading (dBm)	S.G. Power ( dBm )	TX Cable loss ( dB )	TX Antenna Gain (dBi)	Polarization (H/V)
Highest	1688	-36.11	-13	-23.11	-22.95	-37.74	1.00	4.77	H
	2536	-41.38	-13	-28.38	-32.08	-43.36	1.30	5.43	H
	3376	-42.53	-13	-29.53	-35.65	-46.27	1.57	7.45	H
	4224	-43.84	-13	-30.84	-38.9	-48.44	1.89	8.64	H
	5064	-54.48	-13	-41.48	-53.74	-59.66	2.37	9.70	H
	5912	-45.43	-13	-32.43	-46.82	-50.28	2.86	9.86	H
	6752	-57.27	-13	-44.27	-61.21	-62.95	2.67	10.50	H
	7600	-51.04	-13	-38.04	-57.46	-58.35	2.40	11.86	H
	1688	-27.74	-13	-14.74	-14.68	-29.37	1.00	4.77	V
	2536	-33.76	-13	-20.76	-24.49	-35.74	1.30	5.43	V
	3376	-41.01	-13	-28.01	-33.87	-44.75	1.57	7.45	V
	4224	-49.97	-13	-36.97	-44.81	-54.57	1.89	8.64	V
	5064	-55.94	-13	-42.94	-55	-61.12	2.37	9.70	V
	5912	-48.83	-13	-35.83	-50.11	-53.68	2.86	9.86	V
	6752	-54.15	-13	-41.15	-58.32	-59.83	2.67	10.50	V
	7600	-56.01	-13	-43.01	-62.67	-63.32	2.40	11.86	V

Remark: Spurious emissions within 30-1000MHz were found more than 20dB below limit line.





Part 22H LTE Band 26 / 10MHz / QPSK									
Channel	Frequency ( MHz )	ERP ( dBm )	Limit ( dBm )	Over Limit ( dB )	SPA Reading (dBm)	S.G. Power ( dBm )	TX Cable loss ( dB )	TX Antenna Gain (dBi)	Polarization (H/V)
Lowest	1648	-35.83	-13	-22.83	-22.51	-37.59	0.98	4.89	H
	2472	-41.30	-13	-28.30	-31.81	-43.18	1.28	5.32	H
	3296	-47.09	-13	-34.09	-40.03	-50.50	1.54	7.10	H
	4120	-49.31	-13	-36.31	-43.94	-53.95	1.83	8.62	H
	4944	-54.59	-13	-41.59	-53.37	-59.72	2.30	9.59	H
	5768	-50.13	-13	-37.13	-51.16	-55.01	2.78	9.81	H
	6600	-58.49	-13	-45.49	-61.84	-63.94	2.72	10.32	H
	7424	-57.02	-13	-44.02	-63.04	-64.06	2.45	11.65	H
	1648	-27.98	-13	-14.98	-14.83	-29.74	0.98	4.89	V
	2472	-34.58	-13	-21.58	-25.11	-36.46	1.28	5.32	V
	3296	-42.56	-13	-29.56	-35.28	-45.97	1.54	7.10	V
	4120	-55.15	-13	-42.15	-49.59	-59.79	1.83	8.62	V
	4944	-58.12	-13	-45.12	-56.67	-63.25	2.30	9.59	V
	5768	-51.53	-13	-38.53	-52.49	-56.41	2.78	9.81	V
	6600	-54.68	-13	-41.68	-58.22	-60.13	2.72	10.32	V
	7424	-58.45	-13	-45.45	-64.77	-65.49	2.45	11.65	V

Remark: Spurious emissions within 30-1000MHz were found more than 20dB below limit line.



Part 22H LTE Band 26 / 15MHz / QPSK									
Channel	Frequency ( MHz )	ERP ( dBm )	Limit ( dBm )	Over Limit ( dB )	SPA Reading (dBm)	S.G. Power ( dBm )	TX Cable loss ( dB )	TX Antenna Gain (dBi)	Polarization (H/V)
Middle	1656	-37.10	-13	-24.10	-23.86	-38.83	0.98	4.86	H
	2488	-41.02	-13	-28.02	-31.6	-42.95	1.29	5.36	H
	3320	-44.64	-13	-31.64	-37.62	-48.15	1.55	7.21	H
	4152	-51.36	-13	-38.36	-46.07	-55.99	1.85	8.63	H
	4976	-54.06	-13	-41.06	-53.04	-59.24	2.32	9.65	H
	5808	-50.40	-13	-37.40	-51.55	-55.27	2.80	9.82	H
	6640	-58.47	-13	-45.47	-62.02	-63.98	2.71	10.37	H
	7472	-55.77	-13	-42.77	-61.93	-62.93	2.44	11.74	H
	1656	-30.54	-13	-17.54	-17.44	-32.27	0.98	4.86	V
	2488	-34.13	-13	-21.13	-24.75	-36.06	1.29	5.36	V
	3320	-43.53	-13	-30.53	-36.28	-47.04	1.55	7.21	V
	4152	-53.00	-13	-40.00	-47.51	-57.63	1.85	8.63	V
	4976	-57.29	-13	-44.29	-56.04	-62.47	2.32	9.65	V
	5808	-52.48	-13	-39.48	-53.55	-57.35	2.80	9.82	V
	6640	-54.50	-13	-41.50	-58.25	-60.01	2.71	10.37	V
	7472	-57.77	-13	-44.77	-64.23	-64.93	2.44	11.74	V

Remark: Spurious emissions within 30-1000MHz were found more than 20dB below limit line.



**Radiated Spurious Emission**

**<Up Antenna>**

**LTE Band 5**

LTE Band 5 / 1.4MHz / 16QAM									
Channel	Frequency ( MHz )	ERP ( dBm )	Limit ( dBm )	Over Limit ( dB )	SPA Reading (dBm)	S.G. Power ( dBm )	TX Cable loss ( dB )	TX Antenna Gain (dBi)	Polarization (H/V)
Highest	1696	-70.75	-13	-57.75	-57.67	-72.35	1.00	4.75	H
	2544	-70.42	-13	-57.42	-61.18	-72.40	1.30	5.44	H
	3392	-68.54	-13	-55.54	-61.69	-72.34	1.57	7.52	H
									H
									H
									H
									H
	1696	-70.05	-13	-57.05	-57.04	-71.65	1.00	4.75	V
	2544	-70.23	-13	-57.23	-61.02	-72.21	1.30	5.44	V
	3392	-68.65	-13	-55.65	-61.54	-72.45	1.57	7.52	V
									V
									V
									V
									V

Remark: Spurious emissions within 30-1000MHz were found more than 20dB below limit line.



LTE Band 5 / 3MHz / 16QAM									
Channel	Frequency ( MHz )	ERP ( dBm )	Limit ( dBm )	Over Limit ( dB )	SPA Reading (dBm)	S.G. Power ( dBm )	TX Cable loss ( dB )	TX Antenna Gain (dBi)	Polarization (H/V)
Highest	1688	-70.88	-13	-57.88	-57.72	-72.51	1.00	4.77	H
	2538	-70.11	-13	-57.11	-60.81	-72.09	1.30	5.43	H
	3384	-68.44	-13	-55.44	-61.56	-72.21	1.57	7.49	H
									H
									H
									H
									H
	1688	-69.78	-13	-56.78	-56.72	-71.41	1.00	4.77	V
	2538	-70.13	-13	-57.13	-60.86	-72.11	1.30	5.43	V
	3384	-68.93	-13	-55.93	-61.79	-72.70	1.57	7.49	V
									V
									V
									V
									V

Remark: Spurious emissions within 30-1000MHz were found more than 20dB below limit line.



LTE Band 5 / 5MHz / 16QAM									
Channel	Frequency ( MHz )	ERP ( dBm )	Limit ( dBm )	Over Limit ( dB )	SPA Reading (dBm)	S.G. Power ( dBm )	TX Cable loss ( dB )	TX Antenna Gain (dBi)	Polarization (H/V)
Highest	1688	-70.49	-13	-57.49	-57.33	-72.12	1.00	4.77	H
	2540	-70.19	-13	-57.19	-60.95	-72.17	1.30	5.43	H
	3376	-68.53	-13	-55.53	-61.65	-72.27	1.57	7.45	H
									H
									H
									H
									H
	1688	-70.27	-13	-57.27	-57.21	-71.90	1.00	4.77	V
	2540	-70.35	-13	-57.35	-61.14	-72.33	1.30	5.43	V
	3376	-68.69	-13	-55.69	-61.55	-72.43	1.57	7.45	V
									V
									V
									V
									V

Remark: Spurious emissions within 30-1000MHz were found more than 20dB below limit line.



LTE Band 5 / 10MHz / 16QAM									
Channel	Frequency ( MHz )	ERP ( dBm )	Limit ( dBm )	Over Limit ( dB )	SPA Reading (dBm)	S.G. Power ( dBm )	TX Cable loss ( dB )	TX Antenna Gain (dBi)	Polarization (H/V)
Middle	1664	-70.13	-13	-57.13	-56.89	-71.84	0.98	4.84	H
	2496	-69.78	-13	-56.78	-60.36	-71.73	1.29	5.39	H
	3328	-68.83	-13	-55.83	-61.84	-72.37	1.55	7.24	H
									H
									H
									H
									H
	1664	-69.62	-13	-56.62	-56.52	-71.33	0.98	4.84	V
	2496	-70.05	-13	-57.05	-60.67	-72.00	1.29	5.39	V
	3328	-68.89	-13	-55.89	-61.67	-72.43	1.55	7.24	V
									V
									V
									V
									V

Remark: Spurious emissions within 30-1000MHz were found more than 20dB below limit line.



### LTE Band 12

LTE Band 12 / 1.4MHz / 16QAM									
Channel	Frequency ( MHz )	ERP ( dBm )	Limit ( dBm )	Over Limit ( dB )	SPA Reading (dBm)	S.G. Power ( dBm )	TX Cable loss ( dB )	TX Antenna Gain (dBi)	Polarization (H/V)
Middle	1416	-57.88	-13.00	-44.88	-43.30	-59.63	0.87	4.78	H
	2120	-71.07	-13.00	-58.07	-59.95	-72.01	1.17	4.26	H
	2824	-69.82	-13.00	-56.82	-61.53	-71.94	1.39	5.66	H
									H
									H
									H
									H
	1416	-58.36	-13.00	-45.36	-44.02	-60.11	0.87	4.78	V
	2120	-70.00	-13.00	-57.00	-58.52	-70.94	1.17	4.26	V
	2824	-69.61	-13.00	-56.61	-61.27	-71.73	1.39	5.66	V
									V
									V
									V
									V

Remark: Spurious emissions within 30-1000MHz were found more than 20dB below limit line.



LTE Band 12 / 3MHz / 16QAM									
Channel	Frequency ( MHz )	ERP ( dBm )	Limit ( dBm )	Over Limit ( dB )	SPA Reading (dBm)	S.G. Power ( dBm )	TX Cable loss ( dB )	TX Antenna Gain (dBi)	Polarization (H/V)
Middle	1408	-58.11	-13.00	-45.11	-43.53	-59.82	0.87	4.73	H
	2120	-71.02	-13.00	-58.02	-59.90	-71.96	1.17	4.26	H
	2824	-69.23	-13.00	-56.23	-60.94	-71.35	1.39	5.66	H
									H
									H
									H
									H
	1408	-58.64	-13.00	-45.64	-44.30	-60.35	0.87	4.73	V
	2120	-69.51	-13.00	-56.51	-58.03	-70.45	1.17	4.26	V
	2824	-69.73	-13.00	-56.73	-61.39	-71.85	1.39	5.66	V
									V
									V
									V
									V

Remark: Spurious emissions within 30-1000MHz were found more than 20dB below limit line.





LTE Band 12 / 5MHz / 16QAM									
Channel	Frequency ( MHz )	ERP ( dBm )	Limit ( dBm )	Over Limit ( dB )	SPA Reading (dBm)	S.G. Power ( dBm )	TX Cable loss ( dB )	TX Antenna Gain (dBi)	Polarization (H/V)
Middle	1408	-56.68	-13.00	-43.68	-42.10	-58.39	0.87	4.73	H
	2112	-70.72	-13.00	-57.72	-59.52	-71.64	1.17	4.24	H
	2824	-69.43	-13.00	-56.43	-61.14	-71.55	1.39	5.66	H
									H
									H
									H
									H
	1408	-59.13	-13.00	-46.13	-44.79	-60.84	0.87	4.73	V
	2112	-69.74	-13.00	-56.74	-58.17	-70.66	1.17	4.24	V
	2824	-69.91	-13.00	-56.91	-61.57	-72.03	1.39	5.66	V
									V
									V
									V
									V

Remark: Spurious emissions within 30-1000MHz were found more than 20dB below limit line.



LTE Band 12 / 10MHz / 16QAM									
Channel	Frequency ( MHz )	ERP ( dBm )	Limit ( dBm )	Over Limit ( dB )	SPA Reading (dBm)	S.G. Power ( dBm )	TX Cable loss ( dB )	TX Antenna Gain (dBi)	Polarization (H/V)
Middle	1408	-58.66	-13.00	-45.66	-44.08	-60.37	0.87	4.73	H
	2112	-70.71	-13.00	-57.71	-59.51	-71.63	1.17	4.24	H
	2808	-69.06	-13.00	-56.06	-60.71	-71.17	1.39	5.65	H
									H
									H
									H
									H
	1408	-58.73	-13.00	-45.73	-44.39	-60.44	0.87	4.73	V
	2112	-68.96	-13.00	-55.96	-57.39	-69.88	1.17	4.24	V
	2808	-69.16	-13.00	-56.16	-60.77	-71.27	1.39	5.65	V
									V
									V
									V
									V

Remark: Spurious emissions within 30-1000MHz were found more than 20dB below limit line.



### LTE Band 17

LTE Band 17 / 5MHz / QPSK									
Channel	Frequency ( MHz )	ERP ( dBm )	Limit ( dBm )	Over Limit ( dB )	SPA Reading (dBm)	S.G. Power ( dBm )	TX Cable loss ( dB )	TX Antenna Gain (dBi)	Polarization (H/V)
Middle	1416	-61.64	-13	-48.64	-47.06	-63.39	0.87	4.78	H
	2120	-71.23	-13	-58.23	-60.11	-72.17	1.17	4.26	H
	2832	-69.28	-13	-56.28	-61.05	-71.40	1.39	5.67	H
									H
									H
									H
									H
	1416	-62.33	-13	-49.33	-47.99	-64.08	0.87	4.78	V
	2120	-71.68	-13	-58.68	-60.20	-72.62	1.17	4.26	V
	2832	-69.23	-13	-56.23	-60.95	-71.35	1.39	5.67	V
									V
									V
									V
									V

Remark: Spurious emissions within 30-1000MHz were found more than 20dB below limit line.



LTE Band 17 / 10MHz / QPSK									
Channel	Frequency ( MHz )	ERP ( dBm )	Limit ( dBm )	Over Limit ( dB )	SPA Reading (dBm)	S.G. Power ( dBm )	TX Cable loss ( dB )	TX Antenna Gain (dBi)	Polarization (H/V)
Middle	1408	-62.51	-13	-49.51	-47.93	-64.22	0.87	4.73	H
	2120	-71.18	-13	-58.18	-60.06	-72.12	1.17	4.26	H
	2824	-69.74	-13	-56.74	-61.45	-71.86	1.39	5.66	H
									H
									H
									H
									H
	1408	-62.52	-13	-49.52	-48.18	-64.23	0.87	4.73	V
	2120	-71.51	-13	-58.51	-60.03	-72.45	1.17	4.26	V
	2824	-69.84	-13	-56.84	-61.50	-71.96	1.39	5.66	V
									V
									V
									V
									V

Remark: Spurious emissions within 30-1000MHz were found more than 20dB below limit line.



**Part 22H LTE Band 26**

Part 22H LTE Band 26 / 1.4MHz / QPSK									
Channel	Frequency ( MHz )	ERP ( dBm )	Limit ( dBm )	Over Limit ( dB )	SPA Reading (dBm)	S.G. Power ( dBm )	TX Cable loss ( dB )	TX Antenna Gain (dBi)	Polarization (H/V)
Highest	1696	-70.08	-13	-57.08	-57	-71.68	1.00	4.75	H
	2544	-70.40	-13	-57.40	-61.16	-72.38	1.30	5.44	H
	3392	-68.73	-13	-55.73	-61.88	-72.53	1.57	7.52	H
									H
									H
									H
									H
	1696	-70.71	-13	-57.71	-57.7	-72.31	1.00	4.75	V
	2544	-70.55	-13	-57.55	-61.34	-72.53	1.30	5.44	V
	3392	-68.99	-13	-55.99	-61.88	-72.79	1.57	7.52	V
									V
									V
									V
									V

Remark: Spurious emissions within 30-1000MHz were found more than 20dB below limit line.



Part 22H LTE Band 26 / 3MHz / QPSK									
Channel	Frequency ( MHz )	ERP ( dBm )	Limit ( dBm )	Over Limit ( dB )	SPA Reading (dBm)	S.G. Power ( dBm )	TX Cable loss ( dB )	TX Antenna Gain (dBi)	Polarization (H/V)
Highest	1688	-70.04	-13	-57.04	-56.88	-71.67	1.00	4.77	H
	2536	-70.48	-13	-57.48	-61.18	-72.46	1.30	5.43	H
	3384	-68.60	-13	-55.60	-61.72	-72.37	1.57	7.49	H
									H
									H
									H
									H
	1688	-70.17	-13	-57.17	-57.11	-71.80	1.00	4.77	V
	2536	-70.31	-13	-57.31	-61.04	-72.29	1.30	5.43	V
	3384	-68.88	-13	-55.88	-61.74	-72.65	1.57	7.49	V
									V
									V
									V
									V

Remark: Spurious emissions within 30-1000MHz were found more than 20dB below limit line.



Part 22H LTE Band 26 / 5MHz / QPSK									
Channel	Frequency ( MHz )	ERP ( dBm )	Limit ( dBm )	Over Limit ( dB )	SPA Reading (dBm)	S.G. Power ( dBm )	TX Cable loss ( dB )	TX Antenna Gain (dBi)	Polarization (H/V)
Highest	1688	-69.95	-13	-56.95	-56.79	-71.58	1.00	4.77	H
	2536	-70.40	-13	-57.40	-61.1	-72.38	1.30	5.43	H
	3376	-68.60	-13	-55.60	-61.72	-72.34	1.57	7.45	H
									H
									H
									H
									H
	1688	-70.67	-13	-57.67	-57.61	-72.30	1.00	4.77	V
	2536	-70.23	-13	-57.23	-60.96	-72.21	1.30	5.43	V
	3376	-68.88	-13	-55.88	-61.74	-72.62	1.57	7.45	V
									V
									V
									V
									V

Remark: Spurious emissions within 30-1000MHz were found more than 20dB below limit line.



Part 22H LTE Band 26 / 10MHz / QPSK									
Channel	Frequency ( MHz )	ERP ( dBm )	Limit ( dBm )	Over Limit ( dB )	SPA Reading (dBm)	S.G. Power ( dBm )	TX Cable loss ( dB )	TX Antenna Gain (dBi)	Polarization (H/V)
Lowest	1648	-68.60	-13	-55.60	-55.28	-70.36	0.98	4.89	H
	2472	-69.62	-13	-56.62	-60.13	-71.50	1.28	5.32	H
	3296	-68.64	-13	-55.64	-61.58	-72.05	1.54	7.10	H
									H
									H
									H
									H
	1648	-68.67	-13	-55.67	-55.52	-70.43	0.98	4.89	V
	2472	-67.97	-13	-54.97	-58.5	-69.85	1.28	5.32	V
	3296	-68.80	-13	-55.80	-61.52	-72.21	1.54	7.10	V
									V
									V
									V
									V

Remark: Spurious emissions within 30-1000MHz were found more than 20dB below limit line.





Part 22H LTE Band 26 / 15MHz / QPSK									
Channel	Frequency ( MHz )	ERP ( dBm )	Limit ( dBm )	Over Limit ( dB )	SPA Reading (dBm)	S.G. Power ( dBm )	TX Cable loss ( dB )	TX Antenna Gain (dBi)	Polarization (H/V)
Middle	1656	-67.51	-13	-54.51	-54.27	-69.24	0.98	4.86	H
	2488	-69.64	-13	-56.64	-60.22	-71.57	1.29	5.36	H
	3320	-68.62	-13	-55.62	-61.6	-72.13	1.55	7.21	H
									H
									H
									H
									H
	1656	-68.12	-13	-55.12	-55.02	-69.85	0.98	4.86	V
	2488	-69.97	-13	-56.97	-60.59	-71.90	1.29	5.36	V
	3320	-68.71	-13	-55.71	-61.46	-72.22	1.55	7.21	V
									V
									V
									V
									V

Remark: Spurious emissions within 30-1000MHz were found more than 20dB below limit line.