

## #01\_GSM850\_GPRS (2 Tx slots)\_Left Cheek\_Ch189

Communication System: GSM850; Frequency: 836.4 MHz; Duty Cycle: 1:4.15

Medium: HSL\_850\_170724 Medium parameters used (interpolated):  $f = 836.4$  MHz;  $\sigma = 0.885$  S/m;

$\epsilon_r = 40.494$ ;  $\rho = 1000$  kg/m<sup>3</sup>

Ambient Temperature : 23.4 °C; Liquid Temperature : 22.4 °C

DASY5 Configuration:

- Probe: ES3DV3 - SN3270; ConvF(6.03, 6.03, 6.03); Calibrated: 2016/8/26;
- Sensor-Surface: 3mm (Mechanical Surface Detection)
- Electronics: DAE4 Sn778; Calibrated: 2017/5/22
- Phantom: SAM-Left; Type: QD 000 P40 C; Serial: TP-1446
- Measurement SW: DASY52, Version 52.8 (8); SEMCAD X Version 14.6.10 (7331)

**Area Scan (61x91x1):** Interpolated grid: dx=1.500 mm, dy=1.500 mm

Maximum value of SAR (interpolated) = 1.23 W/kg


**Zoom Scan (5x6x7)/Cube 0:** Measurement grid: dx=8mm, dy=8mm, dz=5mm

Reference Value = 34.09 V/m; Power Drift = 0.02 dB

Peak SAR (extrapolated) = 1.86 W/kg

**SAR(1 g) = 0.955 W/kg; SAR(10 g) = 0.521 W/kg**

Maximum value of SAR (measured) = 1.23 W/kg



0 dB = 1.23 W/kg = 0.90 dBW/kg

## #02\_GSM1900\_GPRS (2 Tx slots)\_Right Cheek\_Ch512

Communication System: PCS ; Frequency: 1850.2 MHz;Duty Cycle: 1:4.15

Medium: HSL\_1900\_170803 Medium parameters used:  $f = 1850.2$  MHz;  $\sigma = 1.378$  S/m;  $\epsilon_r = 38.334$ ;

$\rho = 1000$  kg/m<sup>3</sup>

Ambient Temperature : 23.3 °C ; Liquid Temperature : 22.3 °C

DASY5 Configuration:

- Probe: EX3DV4 - SN3976; ConvF(8.62, 8.62, 8.62); Calibrated: 2017/2/21;
- Sensor-Surface: 1.4mm (Mechanical Surface Detection)
- Electronics: DAE4 Sn1424; Calibrated: 2017/2/16
- Phantom: SAM-Left; Type: QD 000 P40 C; Serial: TP-1446
- Measurement SW: DASY52, Version 52.8 (8);SEMCAD X Version 14.6.10 (7331)

**Area Scan (71x121x1):** Interpolated grid: dx=1.500 mm, dy=1.500 mm

Maximum value of SAR (interpolated) = 0.0774 W/kg


**Zoom Scan (5x5x7)/Cube 0:** Measurement grid: dx=8mm, dy=8mm, dz=5mm

Reference Value = 6.279 V/m; Power Drift = -0.04 dB

Peak SAR (extrapolated) = 0.0870 W/kg

**SAR(1 g) = 0.057 W/kg; SAR(10 g) = 0.036 W/kg**

Maximum value of SAR (measured) = 0.0764 W/kg



0 dB = 0.0764 W/kg = -11.17 dBW/kg

### #03\_WCDMA II\_RMC 12.2Kbps\_Right Cheek\_Ch9262

Communication System: WCDMA ; Frequency: 1852.4 MHz;Duty Cycle: 1:1

Medium: HSL\_1900\_170728 Medium parameters used:  $f = 1852.4$  MHz;  $\sigma = 1.413$  S/m;  $\epsilon_r = 39.687$ ;

$\rho = 1000$  kg/m<sup>3</sup>

Ambient Temperature : 23.2 °C ; Liquid Temperature : 22.2 °C

DASY5 Configuration:

- Probe: EX3DV4 - SN3976; ConvF(8.62, 8.62, 8.62); Calibrated: 2017/2/21;
- Sensor-Surface: 1.4mm (Mechanical Surface Detection)
- Electronics: DAE4 Sn1424; Calibrated: 2017/2/16
- Phantom: SAM-Left; Type: QD 000 P40 C; Serial: TP-1446
- Measurement SW: DASY52, Version 52.8 (8);SEMCAD X Version 14.6.10 (7331)

**Area Scan (71x121x1):** Interpolated grid: dx=1.500 mm, dy=1.500 mm

Maximum value of SAR (interpolated) = 0.0878 W/kg


**Zoom Scan (5x5x7)/Cube 0:** Measurement grid: dx=8mm, dy=8mm, dz=5mm

Reference Value = 7.075 V/m; Power Drift = -0.11 dB

Peak SAR (extrapolated) = 0.0990 W/kg

**SAR(1 g) = 0.065 W/kg; SAR(10 g) = 0.042 W/kg**

Maximum value of SAR (measured) = 0.0841 W/kg



0 dB = 0.0841 W/kg = -10.75 dBW/kg

### #04\_WCDMA IV\_RMC 12.2Kbps\_Right Cheek\_Ch1413

Communication System: WCDMA ; Frequency: 1732.6 MHz; Duty Cycle: 1:1

Medium: HSL\_1750\_170728 Medium parameters used:  $f = 1733 \text{ MHz}$ ;  $\sigma = 1.371 \text{ S/m}$ ;  $\epsilon_r = 41.403$ ;  $\rho = 1000 \text{ kg/m}^3$

Ambient Temperature : 23.2 °C ; Liquid Temperature : 22.2 °C

DASY5 Configuration:

- Probe: EX3DV4 - SN3976; ConvF(8.93, 8.93, 8.93); Calibrated: 2017/2/21;
- Sensor-Surface: 1.4mm (Mechanical Surface Detection)
- Electronics: DAE4 Sn1424; Calibrated: 2017/2/16
- Phantom: SAM-Left; Type: QD 000 P40 C; Serial: TP-1446
- Measurement SW: DASY52, Version 52.8 (8); SEMCAD X Version 14.6.10 (7331)

**Area Scan (71x121x1):** Interpolated grid:  $dx=1.500 \text{ mm}$ ,  $dy=1.500 \text{ mm}$

Maximum value of SAR (interpolated) = 0.0728 W/kg

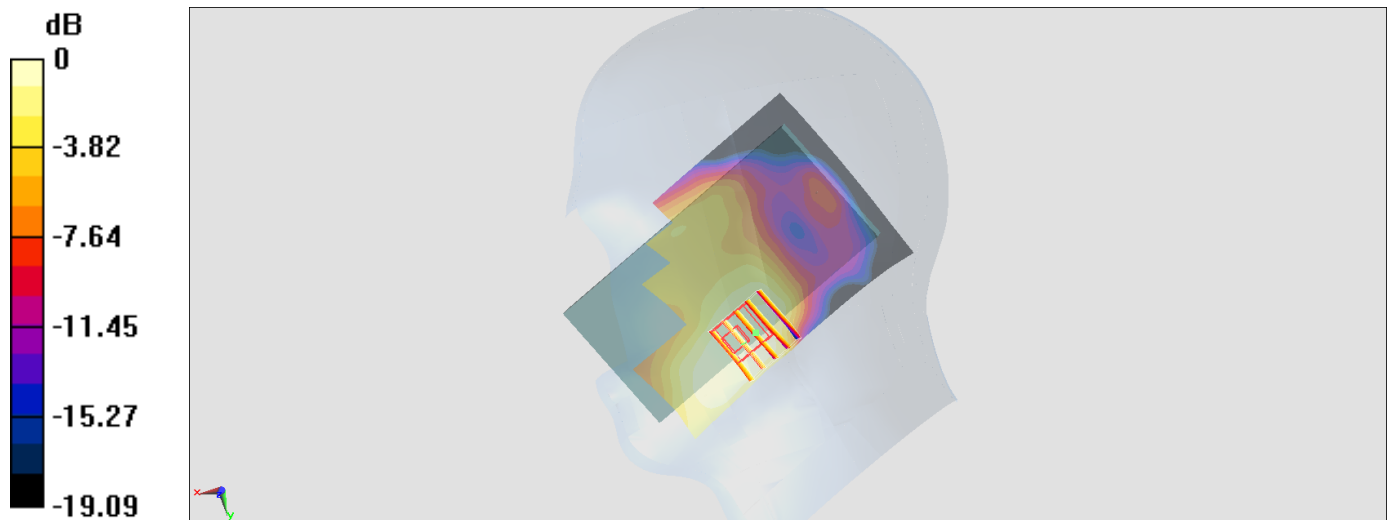
**Zoom Scan (5x5x7)/Cube 0:** Measurement grid:  $dx=8\text{mm}$ ,  $dy=8\text{mm}$ ,  $dz=5\text{mm}$

Reference Value = 6.630 V/m; Power Drift = -0.04 dB

Peak SAR (extrapolated) = 0.0800 W/kg

**SAR(1 g) = 0.056 W/kg; SAR(10 g) = 0.037 W/kg**

Maximum value of SAR (measured) = 0.0704 W/kg



0 dB = 0.0704 W/kg = -11.52 dBW/kg

## #05\_WCDMA V\_RMC 12.2Kbps\_Left Cheek\_Ch4182

Communication System: WCDMA; Frequency: 836.4 MHz; Duty Cycle: 1:1

Medium: HSL\_850\_170724 Medium parameters used:  $f = 836.4$  MHz;  $\sigma = 0.885$  S/m;  $\epsilon_r = 40.494$ ;  $\rho = 1000$  kg/m<sup>3</sup>

Ambient Temperature : 23.4 °C; Liquid Temperature : 22.4 °C

DASY5 Configuration:

- Probe: ES3DV3 - SN3270; ConvF(6.03, 6.03, 6.03); Calibrated: 2016/8/26;
- Sensor-Surface: 3mm (Mechanical Surface Detection)
- Electronics: DAE4 Sn778; Calibrated: 2017/5/22
- Phantom: SAM-Left; Type: QD 000 P40 C; Serial: TP-1446
- Measurement SW: DASY52, Version 52.8 (8); SEMCAD X Version 14.6.10 (7331)

**Area Scan (61x91x1):** Interpolated grid: dx=1.500 mm, dy=1.500 mm

Maximum value of SAR (interpolated) = 0.863 W/kg


**Zoom Scan (5x5x7)/Cube 0:** Measurement grid: dx=8mm, dy=8mm, dz=5mm

Reference Value = 27.57 V/m; Power Drift = 0.04 dB

Peak SAR (extrapolated) = 1.25 W/kg

**SAR(1 g) = 0.653 W/kg; SAR(10 g) = 0.356 W/kg**

Maximum value of SAR (measured) = 0.847 W/kg



0 dB = 0.847 W/kg = -0.72 dBW/kg

## #06\_LTE Band 2\_20M\_QPSK\_1\_0\_Right Cheek\_Ch18900

Communication System: LTE ; Frequency: 1880 MHz;Duty Cycle: 1:1

Medium: HSL\_1900\_170728 Medium parameters used:  $f = 1880$  MHz;  $\sigma = 1.436$  S/m;  $\epsilon_r = 39.575$ ;  $\rho = 1000$  kg/m<sup>3</sup>

Ambient Temperature : 23.2 °C ; Liquid Temperature : 22.2 °C

DASY5 Configuration:

- Probe: EX3DV4 - SN3976; ConvF(8.62, 8.62, 8.62); Calibrated: 2017/2/21;
- Sensor-Surface: 1.4mm (Mechanical Surface Detection)
- Electronics: DAE4 Sn1424; Calibrated: 2017/2/16
- Phantom: SAM-Left; Type: QD 000 P40 C; Serial: TP-1446
- Measurement SW: DASY52, Version 52.8 (8);SEMCAD X Version 14.6.10 (7331)

**Area Scan (71x121x1):** Interpolated grid: dx=1.500 mm, dy=1.500 mm

Maximum value of SAR (interpolated) = 0.0794 W/kg

**Zoom Scan (5x5x7)/Cube 0:** Measurement grid: dx=8mm, dy=8mm, dz=5mm

Reference Value = 6.736 V/m; Power Drift = -0.02 dB

Peak SAR (extrapolated) = 0.0940 W/kg

**SAR(1 g) = 0.059 W/kg; SAR(10 g) = 0.038 W/kg**

Maximum value of SAR (measured) = 0.0801 W/kg



0 dB = 0.0801 W/kg = -10.96 dBW/kg

## #07\_LTE Band 4\_20M\_QPSK\_1\_0\_Right Cheek\_Ch20175

Communication System: LTE ; Frequency: 1732.5 MHz;Duty Cycle: 1:1

Medium: HSL\_1750\_170728 Medium parameters used:  $f = 1732.5$  MHz;  $\sigma = 1.371$  S/m;  $\epsilon_r = 41.404$ ;

$\rho = 1000$  kg/m<sup>3</sup>

Ambient Temperature : 23.2 °C ; Liquid Temperature : 22.2 °C

DASY5 Configuration:

- Probe: EX3DV4 - SN3976; ConvF(8.93, 8.93, 8.93); Calibrated: 2017/2/21;
- Sensor-Surface: 1.4mm (Mechanical Surface Detection)
- Electronics: DAE4 Sn1424; Calibrated: 2017/2/16
- Phantom: SAM-Left; Type: QD 000 P40 C; Serial: TP-1446
- Measurement SW: DASY52, Version 52.8 (8);SEMCAD X Version 14.6.10 (7331)

**Area Scan (71x121x1):** Interpolated grid: dx=1.500 mm, dy=1.500 mm

Maximum value of SAR (interpolated) = 0.113 W/kg


**Zoom Scan (5x5x7)/Cube 0:** Measurement grid: dx=8mm, dy=8mm, dz=5mm

Reference Value = 7.786 V/m; Power Drift = 0.04 dB

Peak SAR (extrapolated) = 0.121 W/kg

**SAR(1 g) = 0.082 W/kg; SAR(10 g) = 0.055 W/kg**

Maximum value of SAR (measured) = 0.106 W/kg



0 dB = 0.106 W/kg = -9.75 dBW/kg

**#08\_LTE Band 5\_10M\_QPSK\_1\_0\_Left Cheek\_Ch20525**

Communication System: LTE; Frequency: 836.5 MHz; Duty Cycle: 1:1

Medium: HSL\_850\_170724 Medium parameters used:  $f = 836.5$  MHz;  $\sigma = 0.885$  S/m;  $\epsilon_r = 40.493$ ;  $\rho = 1000$  kg/m<sup>3</sup>

Ambient Temperature : 23.4 °C; Liquid Temperature : 22.4 °C

DASY5 Configuration:

- Probe: ES3DV3 - SN3270; ConvF(6.03, 6.03, 6.03); Calibrated: 2016/8/26;
- Sensor-Surface: 3mm (Mechanical Surface Detection)
- Electronics: DAE4 Sn778; Calibrated: 2017/5/22
- Phantom: SAM-Left; Type: QD 000 P40 C; Serial: TP-1446
- Measurement SW: DASY52, Version 52.8 (8); SEMCAD X Version 14.6.10 (7331)

**Area Scan (61x91x1):** Interpolated grid: dx=1.500 mm, dy=1.500 mm

Maximum value of SAR (interpolated) = 1.10 W/kg

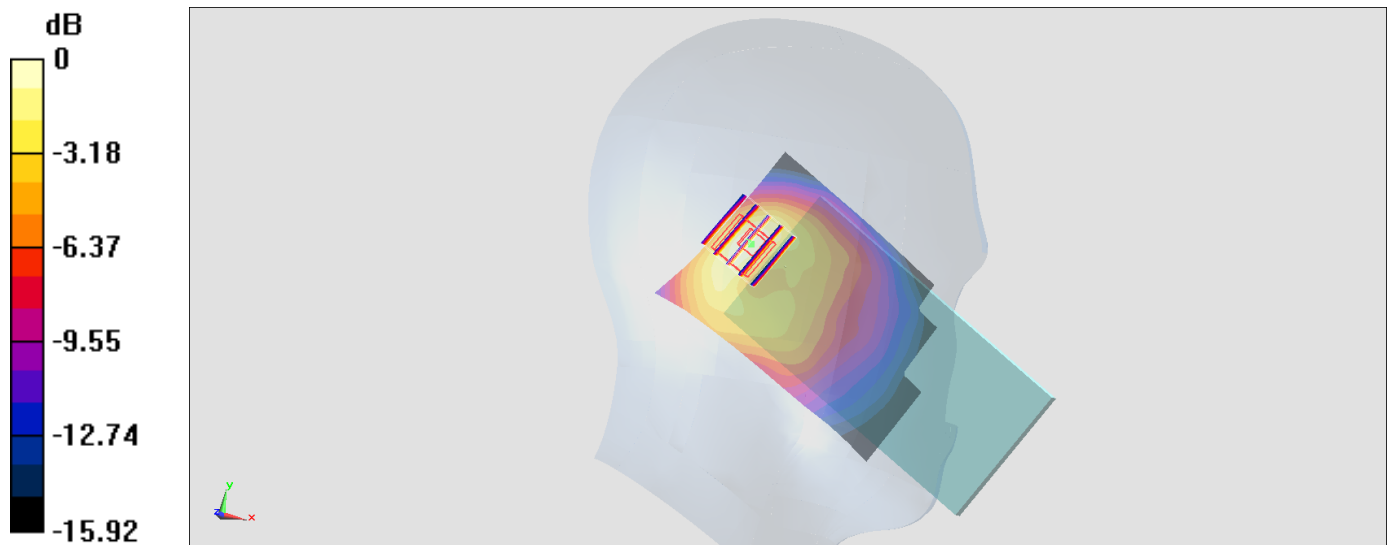
**Zoom Scan (5x5x7)/Cube 0:** Measurement grid: dx=8mm, dy=8mm, dz=5mm

Reference Value = 31.45 V/m; Power Drift = 0.02 dB

Peak SAR (extrapolated) = 1.64 W/kg

**SAR(1 g) = 0.845 W/kg; SAR(10 g) = 0.460 W/kg**

Maximum value of SAR (measured) = 1.10 W/kg



0 dB = 1.10 W/kg = 0.41 dBW/kg



**#09\_LTE Band 7\_20M\_QPSK\_1\_0\_Left Cheek\_Ch21350**

Communication System: LTE ; Frequency: 2560 MHz;Duty Cycle: 1:1

Medium: HSL\_2600\_170729 Medium parameters used:  $f = 2560$  MHz;  $\sigma = 1.962$  S/m;  $\epsilon_r = 37.996$ ;  $\rho = 1000$  kg/m<sup>3</sup>

Ambient Temperature : 23.2 °C; Liquid Temperature : 22.2 °C

DASY5 Configuration:

- Probe: EX3DV4 - SN3931; ConvF(7.37, 7.37, 7.37); Calibrated: 2016/10/3;
- Sensor-Surface: 1.4mm (Mechanical Surface Detection)
- Electronics: DAE4 Sn1424; Calibrated: 2017/2/16
- Phantom: SAM-Left; Type: QD 000 P40 C; Serial: TP-1446
- Measurement SW: DASY52, Version 52.8 (8);SEMCAD X Version 14.6.10 (7331)

**Area Scan (91x151x1):** Interpolated grid: dx=1.200 mm, dy=1.200 mm

Maximum value of SAR (interpolated) = 0.187 W/kg


**Zoom Scan (7x7x7)/Cube 0:** Measurement grid: dx=5mm, dy=5mm, dz=5mm

Reference Value = 8.723 V/m; Power Drift = 0.08 dB

Peak SAR (extrapolated) = 0.192 W/kg

**SAR(1 g) = 0.122 W/kg; SAR(10 g) = 0.072 W/kg**

Maximum value of SAR (measured) = 0.166 W/kg



0 dB = 0.166 W/kg = -7.80 dBW/kg

**#10\_LTE Band 12\_10M\_QPSK\_1\_49\_Right Tilted\_Ch23095**

Communication System: LTE; Frequency: 707.5 MHz; Duty Cycle: 1:1

Medium: HSL\_750\_170725 Medium parameters used:  $f = 707.5$  MHz;  $\sigma = 0.85$  S/m;  $\epsilon_r = 44.035$ ;  $\rho = 1000$  kg/m<sup>3</sup>

Ambient Temperature : 23.5 °C; Liquid Temperature : 22.5 °C

DASY5 Configuration:

- Probe: ES3DV3 - SN3270; ConvF(6.19, 6.19, 6.19); Calibrated: 2016/8/26;
- Sensor-Surface: 3mm (Mechanical Surface Detection)
- Electronics: DAE4 Sn778; Calibrated: 2017/5/22
- Phantom: SAM\_Right; Type: QD000P40CD; Serial: 1884
- Measurement SW: DASY52, Version 52.8 (8); SEMCAD X Version 14.6.10 (7331)

**Area Scan (61x91x1):** Interpolated grid: dx=1.500 mm, dy=1.500 mm

Maximum value of SAR (interpolated) = 0.580 W/kg

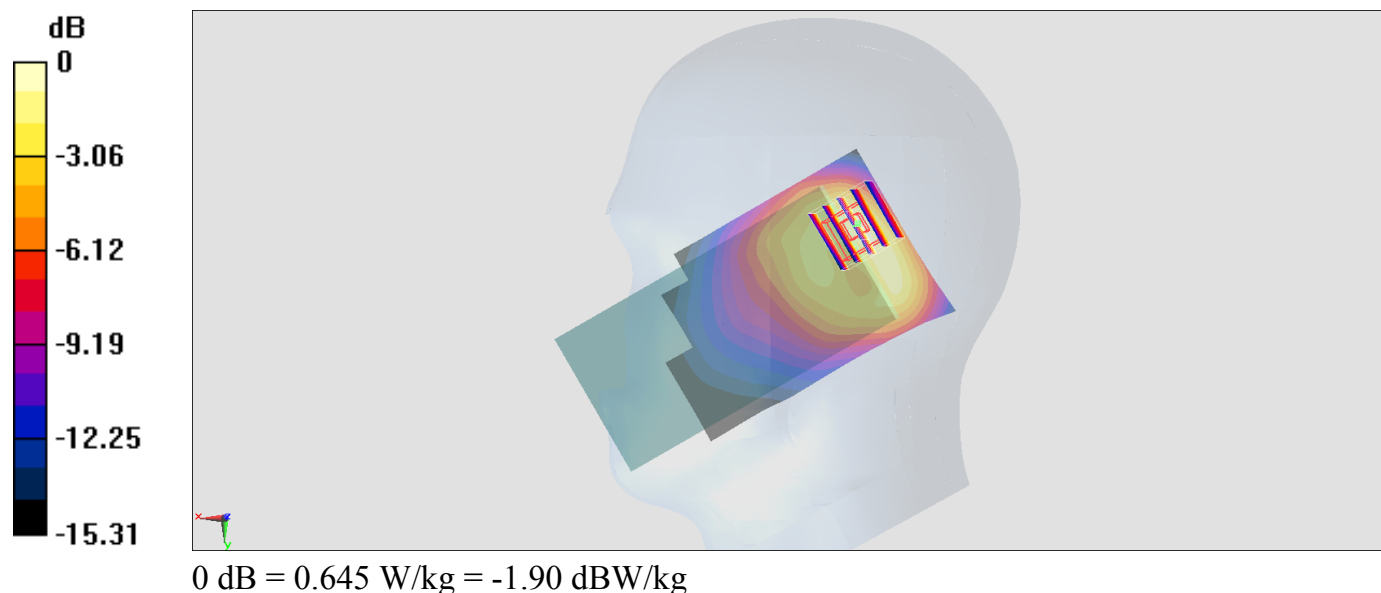
**Zoom Scan (5x5x7)/Cube 0:** Measurement grid: dx=8mm, dy=8mm, dz=5mm

Reference Value = 27.35 V/m; Power Drift = 0.05 dB

Peak SAR (extrapolated) = 1.16 W/kg

**SAR(1 g) = 0.495 W/kg; SAR(10 g) = 0.258 W/kg**

Maximum value of SAR (measured) = 0.645 W/kg



**#11\_LTE Band 26\_15M\_QPSK\_1\_0\_Left Cheek\_Ch26865**

Communication System: LTE; Frequency: 831.5 MHz; Duty Cycle: 1:1

Medium: HSL\_850\_170724 Medium parameters used:  $f = 831.5$  MHz;  $\sigma = 0.881$  S/m;  $\epsilon_r = 40.56$ ;  $\rho = 1000$  kg/m<sup>3</sup>

Ambient Temperature : 23.4 °C; Liquid Temperature : 22.4 °C

DASY5 Configuration:

- Probe: ES3DV3 - SN3270; ConvF(6.03, 6.03, 6.03); Calibrated: 2016/8/26;
- Sensor-Surface: 3mm (Mechanical Surface Detection)
- Electronics: DAE4 Sn778; Calibrated: 2017/5/22
- Phantom: SAM-Left; Type: QD 000 P40 C; Serial: TP-1446
- Measurement SW: DASY52, Version 52.8 (8); SEMCAD X Version 14.6.10 (7331)

**Area Scan (61x91x1):** Interpolated grid: dx=1.500 mm, dy=1.500 mm

Maximum value of SAR (interpolated) = 1.28 W/kg


**Zoom Scan (5x5x7)/Cube 0:** Measurement grid: dx=8mm, dy=8mm, dz=5mm

Reference Value = 34.09 V/m; Power Drift = 0.01 dB

Peak SAR (extrapolated) = 1.89 W/kg

**SAR(1 g) = 0.977 W/kg; SAR(10 g) = 0.533 W/kg**

Maximum value of SAR (measured) = 1.27 W/kg



0 dB = 1.27 W/kg = 1.04 dBW/kg

**#12\_LTE Band 30\_10M\_QPSK\_1\_0\_Left Cheek\_Ch27710**

Communication System: LTE; Frequency: 2310 MHz; Duty Cycle: 1:1

Medium: HSL\_2300\_170803 Medium parameters used:  $f = 2310$  MHz;  $\sigma = 1.652$  S/m;  $\epsilon_r = 39.406$ ;  $\rho = 1000$  kg/m<sup>3</sup>

Ambient Temperature : 23.1 °C ; Liquid Temperature : 22.1 °C

**DASY5 Configuration**

- Probe: EX3DV4 - SN3931; ConvF(7.94, 7.94, 7.94); Calibrated: 2016/10/3;
- Sensor-Surface: 1.4mm (Mechanical Surface Detection)
- Electronics: DAE3 Sn577; Calibrated: 2016/9/28
- Phantom: SAM LEFT; Type: QD000P40CD; Serial: TP:1718
- Measurement SW: DASY52, Version 52.8 (8); SEMCAD X Version 14.6.10 (7373)

**Area Scan (91x151x1):** Interpolated grid: dx=1.200 mm, dy=1.200 mm

Maximum value of SAR (interpolated) = 0.0415 W/kg


**Zoom Scan (7x7x7)/Cube 0:** Measurement grid: dx=5mm, dy=5mm, dz=5mm

Reference Value = 3.618 V/m; Power Drift = -0.11 dB

Peak SAR (extrapolated) = 0.0810 W/kg

**SAR(1 g) = 0.033 W/kg; SAR(10 g) = 0.013 W/kg**

Maximum value of SAR (measured) = 0.0718 W/kg



0 dB = 0.0718 W/kg = -11.44 dBW/kg

**#13\_LTE Band 41\_20M\_QPSK\_1\_0\_Left Cheek\_Ch40500**

Communication System: LTE ; Frequency: 2581 MHz;Duty Cycle: 1:1.59

Medium: HSL\_2600\_170729 Medium parameters used:  $f = 2581$  MHz;  $\sigma = 1.989$  S/m;  $\epsilon_r = 37.926$ ;  $\rho = 1000$  kg/m<sup>3</sup>

Ambient Temperature : 23.2 °C; Liquid Temperature : 22.2 °C

DASY5 Configuration:

- Probe: EX3DV4 - SN3931; ConvF(7.37, 7.37, 7.37); Calibrated: 2016/10/3;
- Sensor-Surface: 1.4mm (Mechanical Surface Detection)
- Electronics: DAE4 Sn1424; Calibrated: 2017/2/16
- Phantom: SAM-Left; Type: QD 000 P40 C; Serial: TP-1446
- Measurement SW: DASY52, Version 52.8 (8);SEMCAD X Version 14.6.10 (7331)

**Area Scan (91x151x1):** Interpolated grid: dx=1.200 mm, dy=1.200 mm

Maximum value of SAR (interpolated) = 0.132 W/kg


**Zoom Scan (7x7x7)/Cube 0:** Measurement grid: dx=5mm, dy=5mm, dz=5mm

Reference Value = 7.018 V/m; Power Drift = 0.00 dB

Peak SAR (extrapolated) = 0.119 W/kg

**SAR(1 g) = 0.074 W/kg; SAR(10 g) = 0.045 W/kg**

Maximum value of SAR (measured) = 0.102 W/kg



0 dB = 0.102 W/kg = -9.91 dBW/kg

## #14\_WLAN2.4GHz\_802.11b 1Mbps\_Right Cheek\_Ch6;Ant 2

Communication System: 802.11b; Frequency: 2437 MHz; Duty Cycle: 1:1.015

Medium: HSL\_2450\_170725 Medium parameters used:  $f = 2437$  MHz;  $\sigma = 1.821$  S/m;  $\epsilon_r = 38.492$ ;  $\rho = 1000$  kg/m<sup>3</sup>

Ambient Temperature : 23.5 °C; Liquid Temperature : 22.5 °C

DASY5 Configuration:

- Probe: ES3DV3 - SN3270; ConvF(4.51, 4.51, 4.51); Calibrated: 2016/8/26;
- Sensor-Surface: 3mm (Mechanical Surface Detection)
- Electronics: DAE4 Sn778; Calibrated: 2017/5/22
- Phantom: SAM-Left; Type: QD 000 P40 C; Serial: TP-1446
- Measurement SW: DASY52, Version 52.8 (8); SEMCAD X Version 14.6.10 (7331)

**Area Scan (81x81x1):** Interpolated grid: dx=1.200 mm, dy=1.200 mm

Maximum value of SAR (interpolated) = 0.632 W/kg


**Zoom Scan (7x7x7)/Cube 0:** Measurement grid: dx=5mm, dy=5mm, dz=5mm

Reference Value = 2.243 V/m; Power Drift = -0.14 dB

Peak SAR (extrapolated) = 1.00 W/kg

**SAR(1 g) = 0.407 W/kg; SAR(10 g) = 0.206 W/kg**

Maximum value of SAR (measured) = 0.586 W/kg



0 dB = 0.586 W/kg = -2.32 dBW/kg

## #15\_WLAN5GHz\_802.11ac-VHT80 MCS0\_Left Tilted\_Ch58;Ant 1

Communication System: 802.11ac; Frequency: 5290 MHz; Duty Cycle: 1:1.147

Medium: HSL\_5G\_170725 Medium parameters used:  $f = 5290$  MHz;  $\sigma = 4.592$  S/m;  $\epsilon_r = 37.239$ ;  $\rho = 1000$  kg/m<sup>3</sup>

Ambient Temperature : 23.6 °C; Liquid Temperature : 22.6 °C

DASY5 Configuration:

- Probe: EX3DV4 - SN3976; ConvF(5.56, 5.56, 5.56); Calibrated: 2017/2/21;
- Sensor-Surface: 1.4mm (Mechanical Surface Detection)
- Electronics: DAE4 Sn1424; Calibrated: 2017/2/16
- Phantom: SAM-Left; Type: QD 000 P40 C; Serial: TP-1446
- Measurement SW: DASY52, Version 52.8 (8); SEMCAD X Version 14.6.10 (7331)

**Area Scan (101x101x1):** Interpolated grid: dx=1.000 mm, dy=1.000 mm

Maximum value of SAR (interpolated) = 0.720 W/kg

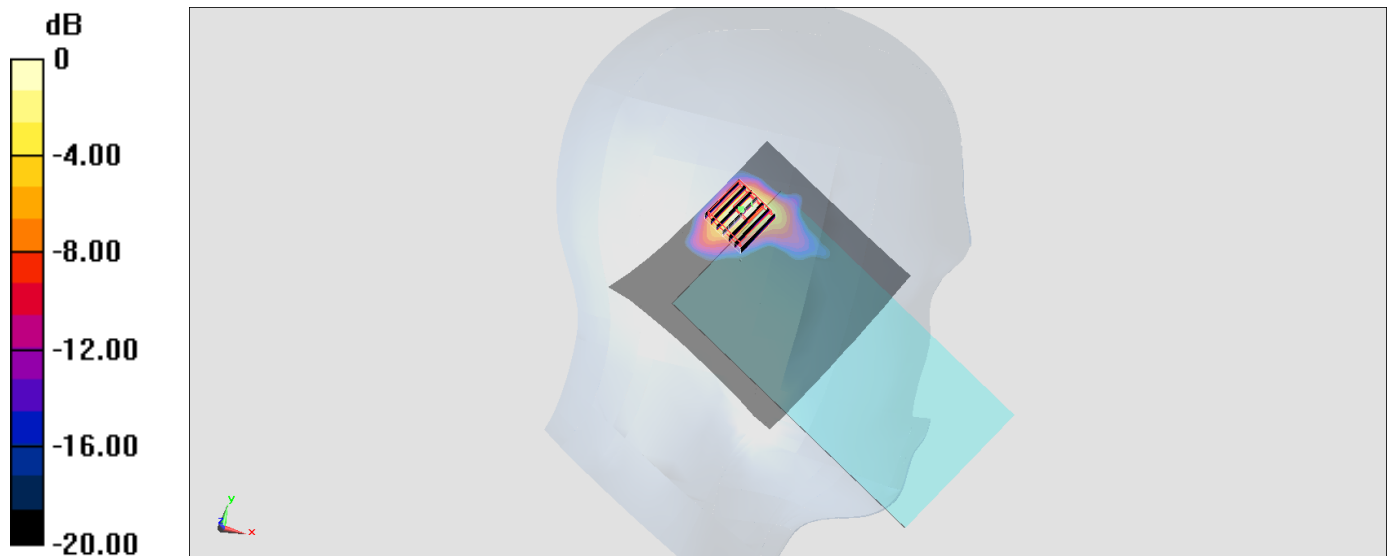
**Zoom Scan (7x7x7)/Cube 0:** Measurement grid: dx=4mm, dy=4mm, dz=1.4mm

Reference Value = 9.920 V/m; Power Drift = 0.09 dB

Peak SAR (extrapolated) = 1.19 W/kg

**SAR(1 g) = 0.241 W/kg; SAR(10 g) = 0.068 W/kg**

Maximum value of SAR (measured) = 0.650 W/kg



0 dB = 0.650 W/kg = -1.87 dBW/kg

**#16\_WLAN5GHz\_802.11ac-VHT80 MCS0\_Right Cheek\_Ch138;Ant 2**

Communication System: 802.11ac; Frequency: 5690 MHz; Duty Cycle: 1:1.167

Medium: HSL\_5G\_170725 Medium parameters used:  $f = 5690$  MHz;  $\sigma = 5.006$  S/m;  $\epsilon_r = 36.757$ ;  $\rho = 1000$  kg/m<sup>3</sup>

Ambient Temperature : 23.6 °C; Liquid Temperature : 22.6 °C

DASY5 Configuration:

- Probe: EX3DV4 - SN3976; ConvF(4.98, 4.98, 4.98); Calibrated: 2017/2/21;
- Sensor-Surface: 1.4mm (Mechanical Surface Detection)
- Electronics: DAE4 Sn1424; Calibrated: 2017/2/16
- Phantom: SAM-Left; Type: QD 000 P40 C; Serial: TP-1446
- Measurement SW: DASY52, Version 52.8 (8); SEMCAD X Version 14.6.10 (7331)

**Area Scan (101x101x1):** Interpolated grid: dx=1.000 mm, dy=1.000 mm

Maximum value of SAR (interpolated) = 0.675 W/kg


**Zoom Scan (7x7x7)/Cube 0:** Measurement grid: dx=4mm, dy=4mm, dz=1.4mm

Reference Value = 8.979 V/m; Power Drift = 0.11 dB

Peak SAR (extrapolated) = 1.07 W/kg

**SAR(1 g) = 0.201 W/kg; SAR(10 g) = 0.037 W/kg**

Maximum value of SAR (measured) = 0.639 W/kg



0 dB = 0.639 W/kg = -1.94 dBW/kg



## #17\_WLAN5GHz\_802.11ac-VHT80 MCS0\_Right Cheek\_Ch155;Ant 2

Communication System: 802.11ac; Frequency: 5775 MHz; Duty Cycle: 1:1.167

Medium: HSL\_5G\_170726 Medium parameters used:  $f = 5775$  MHz;  $\sigma = 5.093$  S/m;  $\epsilon_r = 36.636$ ;  $\rho = 1000$  kg/m<sup>3</sup>

Ambient Temperature : 23.6 °C; Liquid Temperature : 22.6 °C

DASY5 Configuration:

- Probe: EX3DV4 - SN3976; ConvF(5.16, 5.16, 5.16); Calibrated: 2017/2/21;
- Sensor-Surface: 1.4mm (Mechanical Surface Detection)
- Electronics: DAE4 Sn1424; Calibrated: 2017/2/16
- Phantom: SAM-Left; Type: QD 000 P40 C; Serial: TP-1446
- Measurement SW: DASY52, Version 52.8 (8); SEMCAD X Version 14.6.10 (7331)

**Area Scan (101x101x1):** Interpolated grid: dx=1.000 mm, dy=1.000 mm

Maximum value of SAR (interpolated) = 0.854 W/kg


**Zoom Scan (7x7x7)/Cube 0:** Measurement grid: dx=4mm, dy=4mm, dz=1.4mm

Reference Value = 4.575 V/m; Power Drift = -0.14 dB

Peak SAR (extrapolated) = 1.47 W/kg

**SAR(1 g) = 0.286 W/kg; SAR(10 g) = 0.059 W/kg**

Maximum value of SAR (measured) = 0.858 W/kg



0 dB = 0.858 W/kg = -0.67 dBW/kg

## #18\_Bluetooth\_1Mbps\_Right Cheek\_Ch0

Communication System: Bluetooth ; Frequency: 2402 MHz;Duty Cycle: 1:1.297

Medium: HSL\_2450\_170725 Medium parameters used:  $f = 2402$  MHz;  $\sigma = 1.781$  S/m;  $\epsilon_r = 38.616$ ;  $\rho = 1000$  kg/m<sup>3</sup>

Ambient Temperature : 23.5 °C ; Liquid Temperature : 22.5 °C

DASY5 Configuration:

- Probe: ES3DV3 - SN3270; ConvF(4.51, 4.51, 4.51); Calibrated: 2016/8/26;
- Sensor-Surface: 3mm (Mechanical Surface Detection)
- Electronics: DAE4 Sn778; Calibrated: 2017/5/22
- Phantom: SAM-Left; Type: QD 000 P40 C; Serial: TP-1446
- Measurement SW: DASY52, Version 52.8 (8);SEMCAD X Version 14.6.10 (7331)

**Area Scan (91x81x1):** Interpolated grid: dx=1.200 mm, dy=1.200 mm

Maximum value of SAR (interpolated) = 0.276 W/kg


**Zoom Scan (7x7x7)/Cube 0:** Measurement grid: dx=5mm, dy=5mm, dz=5mm

Reference Value = 11.97 V/m; Power Drift = 0.00 dB

Peak SAR (extrapolated) = 0.400 W/kg

**SAR(1 g) = 0.185 W/kg; SAR(10 g) = 0.093 W/kg**

Maximum value of SAR (measured) = 0.281 W/kg



0 dB = 0.281 W/kg = -5.51 dBW/kg

## #19\_GSM850\_GPRS (2 Tx slots)\_Front\_10mm\_Ch251

Communication System: GSM850; Frequency: 848.8 MHz; Duty Cycle: 1:4.15

Medium: MSL\_850\_170804 Medium parameters used:  $f = 849$  MHz;  $\sigma = 1.004$  S/m;  $\epsilon_r = 54.917$ ;  $\rho = 1000$  kg/m<sup>3</sup>

Ambient Temperature : 23.9 °C; Liquid Temperature : 22.9 °C

DASY5 Configuration:

- Probe: EX3DV4 - SN3976; ConvF(10.41, 10.41, 10.41); Calibrated: 2017/2/21;
- Sensor-Surface: 1.4mm (Mechanical Surface Detection)
- Electronics: DAE4 Sn1424; Calibrated: 2017/2/16
- Phantom: SAM\_Right; Type: QD000P40CD; Serial: 1884
- Measurement SW: DASY52, Version 52.8 (8); SEMCAD X Version 14.6.10 (7331)

**Area Scan (71x131x1):** Interpolated grid: dx=1.500 mm, dy=1.500 mm

Maximum value of SAR (interpolated) = 0.771 W/kg

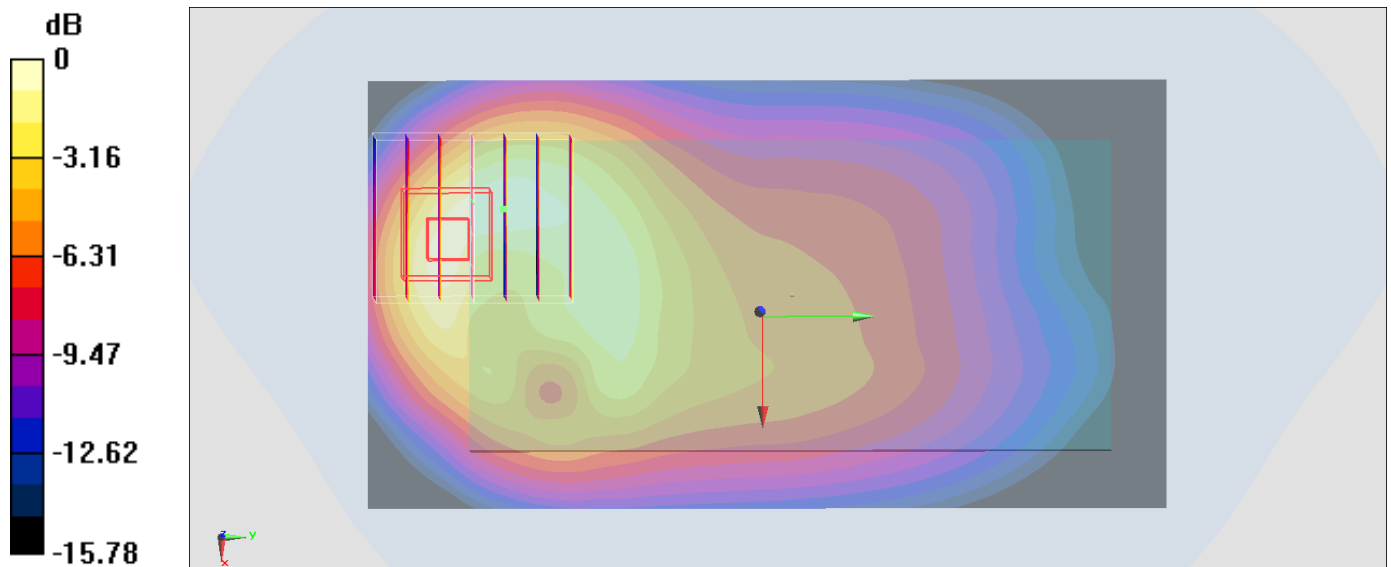
**Zoom Scan (6x7x7)/Cube 0:** Measurement grid: dx=8mm, dy=8mm, dz=5mm

Reference Value = 26.65 V/m; Power Drift = -0.03 dB

Peak SAR (extrapolated) = 0.976 W/kg

**SAR(1 g) = 0.568 W/kg; SAR(10 g) = 0.330 W/kg**

Maximum value of SAR (measured) = 0.804 W/kg



0 dB = 0.804 W/kg = -0.95 dBW/kg

## #20\_GSM1900\_GPRS (2 Tx slots)\_Bottom Side\_10mm\_Ch512

Communication System: PCS; Frequency: 1850.2 MHz; Duty Cycle: 1:4.15

Medium: MSL\_1900\_170803 Medium parameters used:  $f = 1850.2$  MHz;  $\sigma = 1.463$  S/m;  $\epsilon_r = 54.357$ ;

$\rho = 1000$  kg/m<sup>3</sup>

Ambient Temperature : 23.3 °C ; Liquid Temperature : 22.3 °C

DASY5 Configuration:

- Probe: EX3DV4 - SN3976; ConvF(8.31, 8.31, 8.31); Calibrated: 2017/2/21;
- Sensor-Surface: 1.4mm (Mechanical Surface Detection)
- Electronics: DAE4 Sn1424; Calibrated: 2017/2/16
- Phantom: SAM\_Right; Type: QD000P40CD; Serial: 1884
- Measurement SW: DASY52, Version 52.8 (8); SEMCAD X Version 14.6.10 (7331)

**Area Scan (41x71x1):** Interpolated grid: dx=1.500 mm, dy=1.500 mm

Maximum value of SAR (interpolated) = 1.30 W/kg

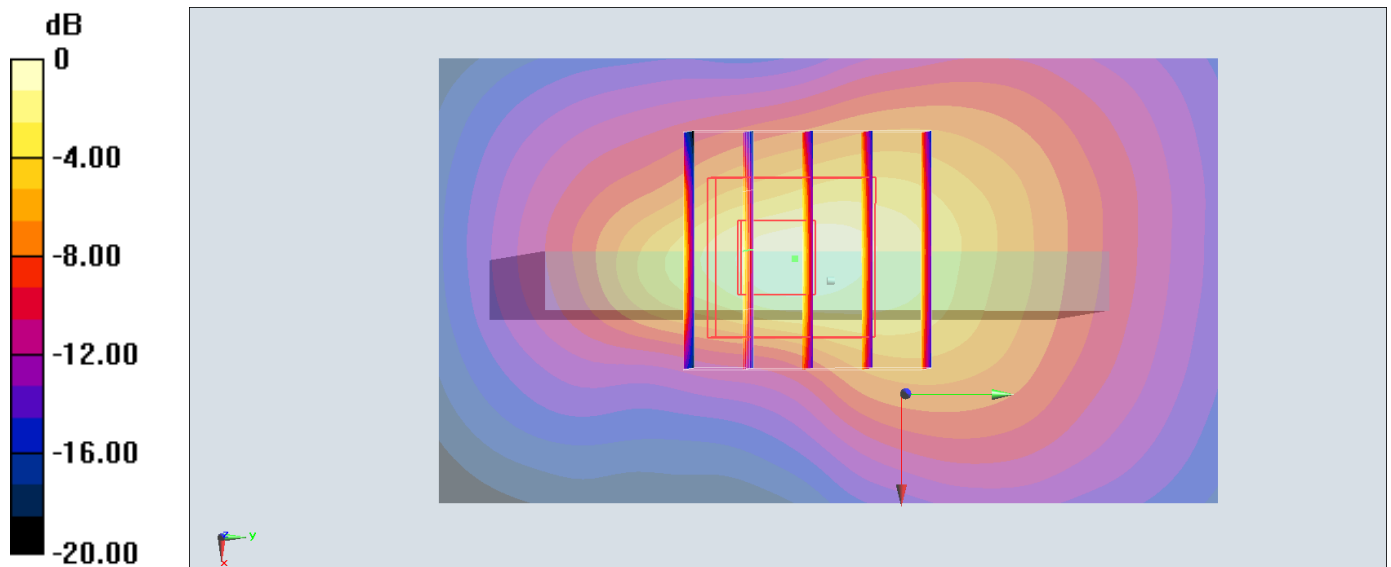
**Zoom Scan (5x5x7)/Cube 0:** Measurement grid: dx=8mm, dy=8mm, dz=5mm

Reference Value = 29.78 V/m; Power Drift = -0.01 dB

Peak SAR (extrapolated) = 1.58 W/kg

**SAR(1 g) = 0.883 W/kg; SAR(10 g) = 0.449 W/kg**

Maximum value of SAR (measured) = 1.31 W/kg



0 dB = 1.31 W/kg = 1.17 dBW/kg

## #21\_WCDMA II\_RMC 12.2Kbps\_Bottom Side\_10mm\_Ch9262

Communication System: WCDMA ; Frequency: 1852.4 MHz; Duty Cycle: 1:1

Medium: MSL\_1900\_170720 Medium parameters used:  $f = 1852.4$  MHz;  $\sigma = 1.485$  S/m;  $\epsilon_r = 54.114$ ;

$\rho = 1000$  kg/m<sup>3</sup>

Ambient Temperature : 23.2 °C; Liquid Temperature : 22.2 °C

DASY5 Configuration:

- Probe: ES3DV3 - SN3270; ConvF(4.7, 4.7, 4.7); Calibrated: 2016/8/26;
- Sensor-Surface: 3mm (Mechanical Surface Detection)
- Electronics: DAE4 Sn778; Calibrated: 2017/5/22
- Phantom: SAM-Left; Type: QD 000 P40 C; Serial: TP-1446
- Measurement SW: DASY52, Version 52.8 (8); SEMCAD X Version 14.6.10 (7331)

**Area Scan (41x71x1):** Interpolated grid: dx=1.500 mm, dy=1.500 mm

Maximum value of SAR (interpolated) = 0.877 W/kg

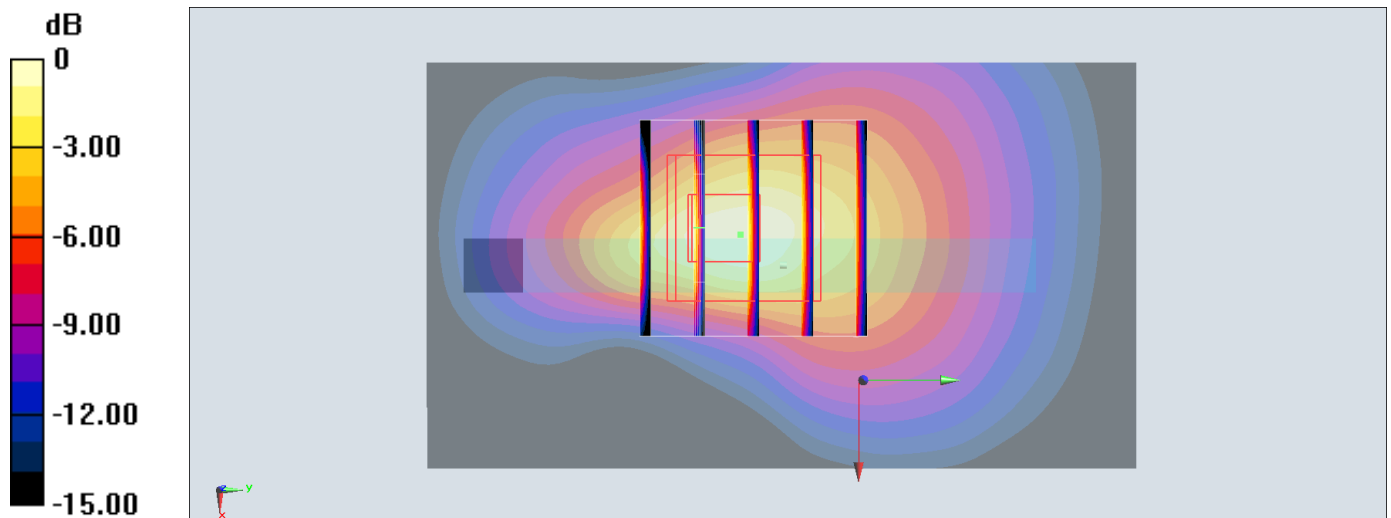
**Zoom Scan (5x5x7)/Cube 0:** Measurement grid: dx=8mm, dy=8mm, dz=5mm

Reference Value = 25.43 V/m; Power Drift = -0.03 dB

Peak SAR (extrapolated) = 1.23 W/kg

**SAR(1 g) = 0.711 W/kg; SAR(10 g) = 0.359 W/kg**

Maximum value of SAR (measured) = 0.885 W/kg



0 dB = 0.885 W/kg = -0.53 dBW/kg

## #22\_WCDMA IV\_RMC 12.2Kbps\_Bottom Side\_10mm\_Ch1413

Communication System: WCDMA; Frequency: 1732.6 MHz; Duty Cycle: 1:1

Medium: MSL\_1750\_170720 Medium parameters used:  $f = 1733$  MHz;  $\sigma = 1.481$  S/m;  $\epsilon_r = 55.593$ ;  $\rho = 1000$  kg/m<sup>3</sup>

Ambient Temperature : 23.2 °C; Liquid Temperature : 22.2 °C

DASY5 Configuration:

- Probe: ES3DV3 - SN3270; ConvF(4.95, 4.95, 4.95); Calibrated: 2016/8/26;
- Sensor-Surface: 3mm (Mechanical Surface Detection)
- Electronics: DAE4 Sn778; Calibrated: 2017/5/22
- Phantom: SAM-Left; Type: QD 000 P40 C; Serial: TP-1446
- Measurement SW: DASY52, Version 52.8 (8); SEMCAD X Version 14.6.10 (7331)

**Area Scan (41x71x1):** Interpolated grid: dx=1.500 mm, dy=1.500 mm

Maximum value of SAR (interpolated) = 1.03 W/kg

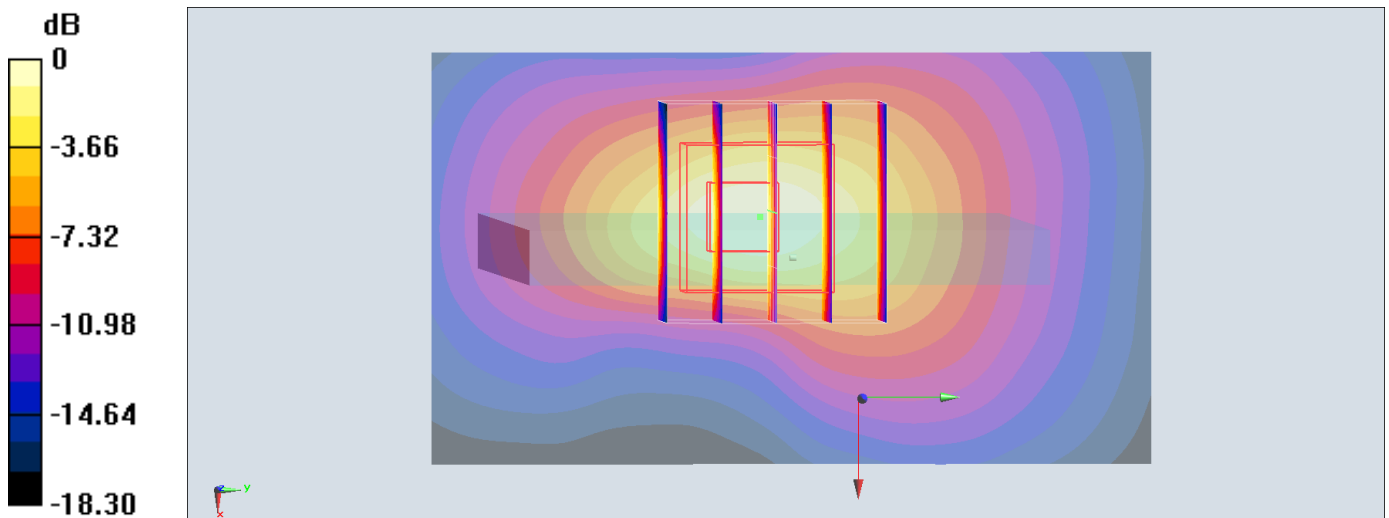
**Zoom Scan (5x5x7)/Cube 0:** Measurement grid: dx=8mm, dy=8mm, dz=5mm

Reference Value = 26.30 V/m; Power Drift = -0.03 dB

Peak SAR (extrapolated) = 1.38 W/kg

**SAR(1 g) = 0.833 W/kg; SAR(10 g) = 0.432 W/kg**

Maximum value of SAR (measured) = 1.01 W/kg



0 dB = 1.01 W/kg = 0.04 dBW/kg

## #23\_WCDMA V\_RMC 12.2Kbps\_Front\_10mm\_Ch4182

Communication System: WCDMA ; Frequency: 836.4 MHz; Duty Cycle: 1:1

Medium: MSL\_850\_170723 Medium parameters used :  $f = 836.4$  MHz;  $\sigma = 0.964$  S/m;  $\epsilon_r = 57.238$ ;  $\rho = 1000$  kg/m<sup>3</sup>

Ambient Temperature : 23.4 °C ; Liquid Temperature : 22.4 °C

DASY5 Configuration:

- Probe: ES3DV3 - SN3270; ConvF(6.01, 6.01, 6.01); Calibrated: 2016/8/26;
- Sensor-Surface: 3mm (Mechanical Surface Detection)
- Electronics: DAE4 Sn778; Calibrated: 2017/5/22
- Phantom: SAM\_Right; Type: QD000P40CD; Serial: 1884
- Measurement SW: DASY52, Version 52.8 (8); SEMCAD X Version 14.6.10 (7331)

**Area Scan (71x71x1):** Interpolated grid: dx=1.500 mm, dy=1.500 mm

Maximum value of SAR (interpolated) = 0.571 W/kg

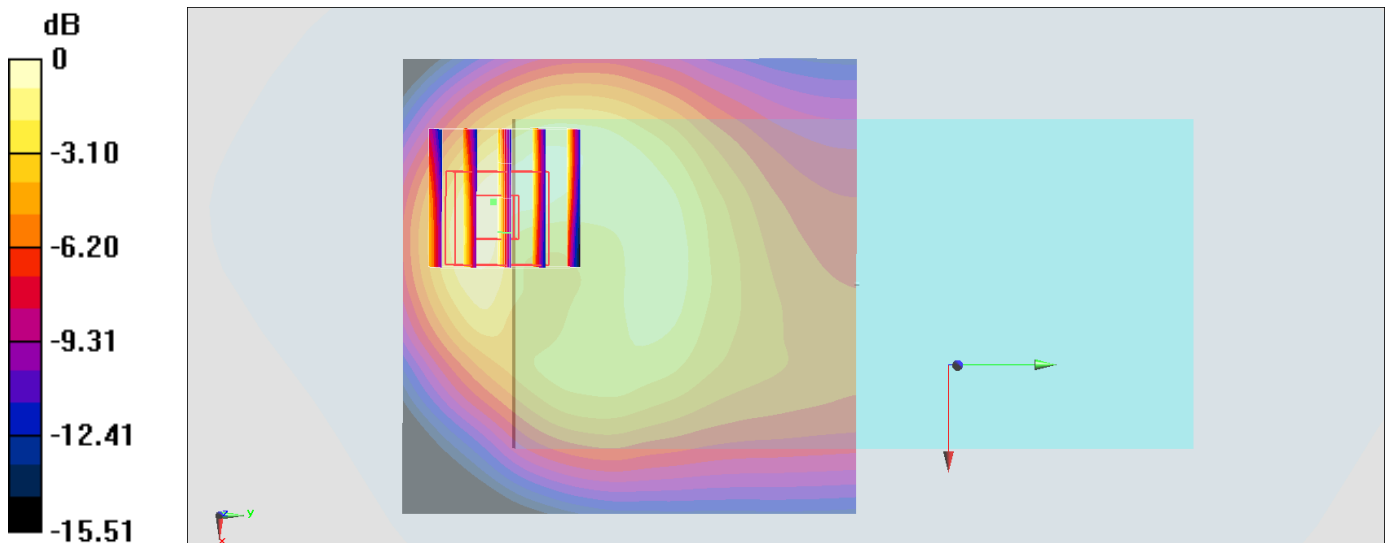
**Zoom Scan (5x5x7)/Cube 0:** Measurement grid: dx=8mm, dy=8mm, dz=5mm

Reference Value = 24.33 V/m; Power Drift = -0.03 dB

Peak SAR (extrapolated) = 0.850 W/kg

**SAR(1 g) = 0.515 W/kg; SAR(10 g) = 0.299 W/kg**

Maximum value of SAR (measured) = 0.629 W/kg



0 dB = 0.629 W/kg = -2.01 dBW/kg

## #24\_LTE Band 2\_20M\_QPSK\_1\_0\_Bottom Side\_10mm\_Ch18700

Communication System: UID 0, LTE ; Frequency: 1860 MHz;Duty Cycle: 1:1

Medium: MSL\_1900\_170720 Medium parameters used:  $f = 1860$  MHz;  $\sigma = 1.496$  S/m;  $\epsilon_r = 54.087$ ;  $\rho = 1000$  kg/m<sup>3</sup>

Ambient Temperature : 23.2 °C ; Liquid Temperature : 22.2 °C

DASY5 Configuration:

- Probe: ES3DV3 - SN3270; ConvF(4.7, 4.7, 4.7); Calibrated: 2016/8/26;
- Sensor-Surface: 3mm (Mechanical Surface Detection)
- Electronics: DAE4 Sn778; Calibrated: 2017/5/22
- Phantom: SAM-Left; Type: QD 000 P40 C; Serial: TP-1446
- Measurement SW: DASY52, Version 52.8 (8);SEMCAD X Version 14.6.10 (7331)

**Area Scan (41x71x1):** Interpolated grid: dx=1.500 mm, dy=1.500 mm

Maximum value of SAR (interpolated) = 1.23 W/kg

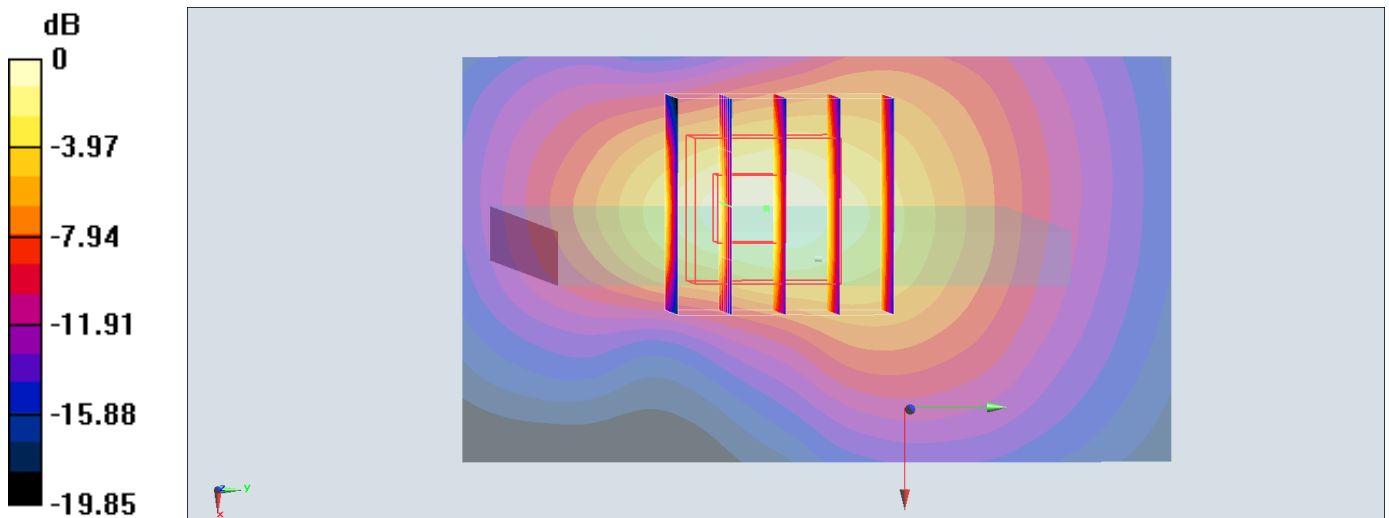
**Zoom Scan (5x5x7)/Cube 0:** Measurement grid: dx=8mm, dy=8mm, dz=5mm

Reference Value = 23.88 V/m; Power Drift = 0.04 dB

Peak SAR (extrapolated) = 1.79 W/kg

**SAR(1 g) = 1.04 W/kg; SAR(10 g) = 0.526 W/kg**

Maximum value of SAR (measured) = 1.27 W/kg



0 dB = 1.27 W/kg = 1.04 dBW/kg



## #25\_LTE Band 4\_20M\_QPSK\_1\_0\_Bottom Side\_10mm\_Ch20175

Communication System: LTE ; Frequency: 1732.5 MHz;Duty Cycle: 1:1

Medium: MSL\_1750\_170720 Medium parameters used :  $f = 1732.5$  MHz;  $\sigma = 1.48$  S/m;  $\epsilon_r = 55.595$ ;

$\rho = 1000$  kg/m<sup>3</sup>

Ambient Temperature : 23.2 °C; Liquid Temperature : 22.2 °C

DASY5 Configuration:

- Probe: ES3DV3 - SN3270; ConvF(4.95, 4.95, 4.95); Calibrated: 2016/8/26;
- Sensor-Surface: 3mm (Mechanical Surface Detection)
- Electronics: DAE4 Sn778; Calibrated: 2017/5/22
- Phantom: SAM-Left; Type: QD 000 P40 C; Serial: TP-1446
- Measurement SW: DASY52, Version 52.8 (8);SEMCAD X Version 14.6.10 (7331)

**Area Scan (41x81x1):** Interpolated grid: dx=1.500 mm, dy=1.500 mm

Maximum value of SAR (interpolated) = 1.31 W/kg

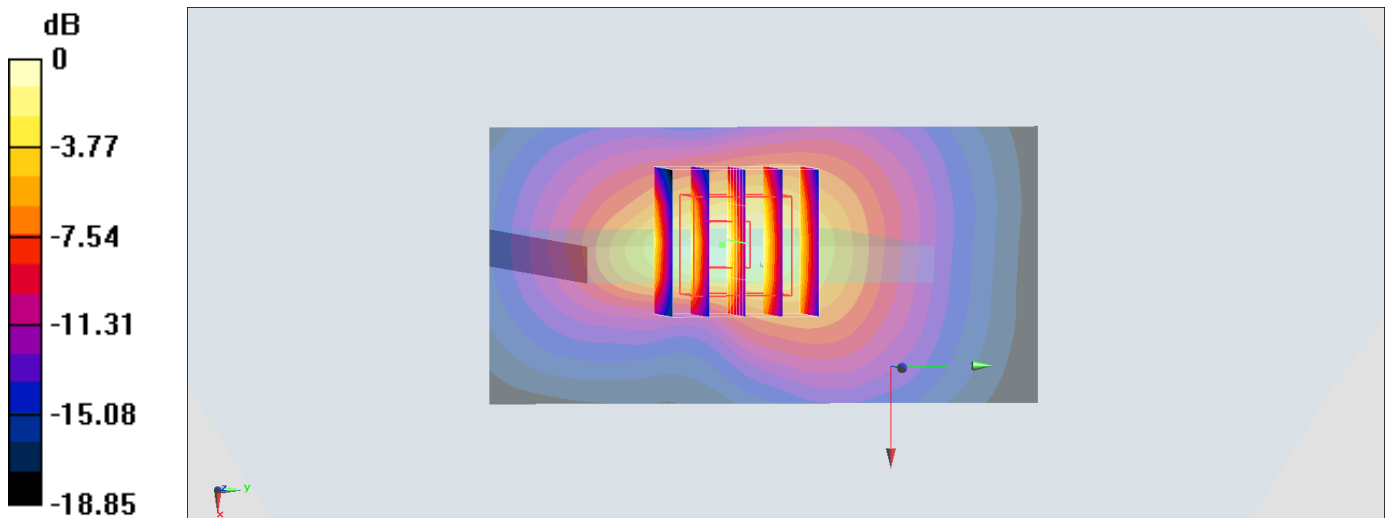
**Zoom Scan (5x5x7)/Cube 0:** Measurement grid: dx=8mm, dy=8mm, dz=5mm

Reference Value = 27.73 V/m; Power Drift = -0.06 dB

Peak SAR (extrapolated) = 1.72 W/kg

**SAR(1 g) = 1.06 W/kg; SAR(10 g) = 0.553 W/kg**

Maximum value of SAR (measured) = 1.32 W/kg



0 dB = 1.32 W/kg = 1.21 dBW/kg

**#26\_LTE Band 5\_10M\_QPSK\_1\_0\_Front\_10mm\_Ch20525**

Communication System: LTE ; Frequency: 836.5 MHz; Duty Cycle: 1:1

Medium: MSL\_850\_170727 Medium parameters used:  $f = 836.5$  MHz;  $\sigma = 1.012$  S/m;  $\epsilon_r = 56.583$ ;  $\rho = 1000$  kg/m<sup>3</sup>

Ambient Temperature : 23.5 °C ; Liquid Temperature : 22.5 °C

DASY5 Configuration:

- Probe: EX3DV4 - SN3976; ConvF(10.41, 10.41, 10.41); Calibrated: 2017/2/21;
- Sensor-Surface: 1.4mm (Mechanical Surface Detection)
- Electronics: DAE4 Sn1424; Calibrated: 2017/2/16
- Phantom: SAM\_Right; Type: QD000P40CD; Serial: 1884
- Measurement SW: DASY52, Version 52.8 (8); SEMCAD X Version 14.6.10 (7331)

**Area Scan (71x131x1):** Interpolated grid: dx=1.500 mm, dy=1.500 mm

Maximum value of SAR (interpolated) = 0.582 W/kg

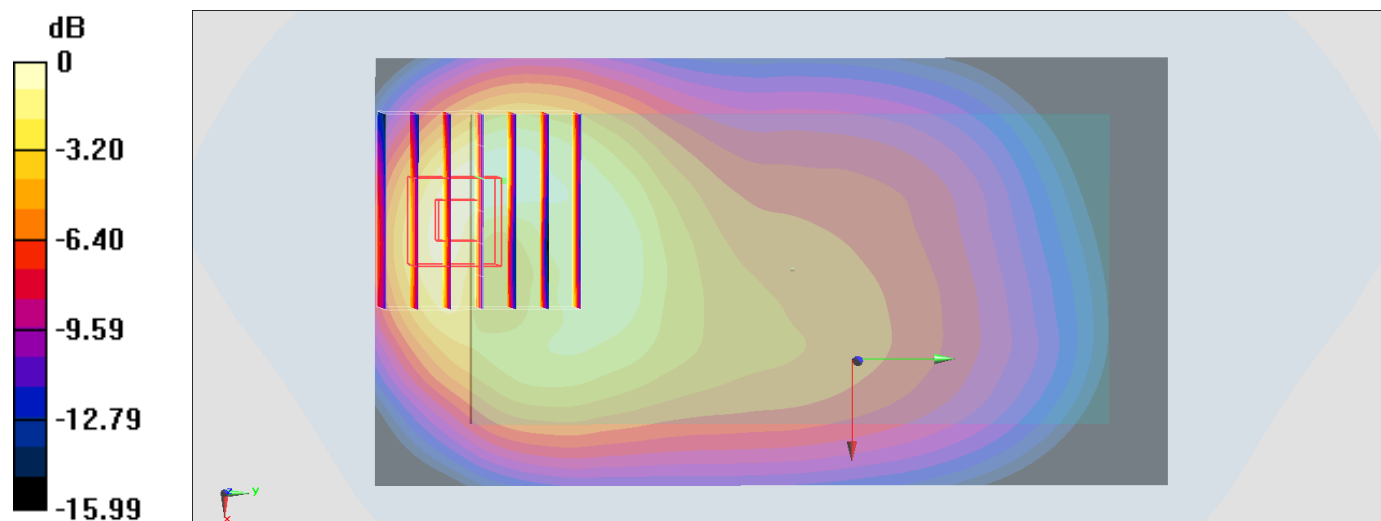
**Zoom Scan (7x7x7)/Cube 0:** Measurement grid: dx=8mm, dy=8mm, dz=5mm

Reference Value = 23.86 V/m; Power Drift = -0.03 dB

Peak SAR (extrapolated) = 0.745 W/kg

**SAR(1 g) = 0.432 W/kg; SAR(10 g) = 0.250 W/kg**

Maximum value of SAR (measured) = 0.601 W/kg



0 dB = 0.601 W/kg = -2.21 dBW/kg

**#27\_LTE Band 7\_20M\_QPSK\_1\_0\_Bottom Side\_10mm\_Ch21350**

Communication System: LTE; Frequency: 2560 MHz; Duty Cycle: 1:1

Medium: MSL\_2600\_170721 Medium parameters used:  $f = 2560$  MHz;  $\sigma = 2.086$  S/m;  $\epsilon_r = 52.373$ ;  $\rho = 1000$  kg/m<sup>3</sup>

Ambient Temperature : 23.2 °C; Liquid Temperature : 22.2 °C

DASY5 Configuration:

- Probe: ES3DV3 - SN3270; ConvF(4.12, 4.12, 4.12); Calibrated: 2016/8/26;
- Sensor-Surface: 3mm (Mechanical Surface Detection)
- Electronics: DAE4 Sn778; Calibrated: 2017/5/22
- Phantom: SAM\_Right; Type: QD000P40CD; Serial: 1884
- Measurement SW: DASY52, Version 52.8 (8); SEMCAD X Version 14.6.10 (7331)

**Area Scan (51x91x1):** Interpolated grid: dx=1.200 mm, dy=1.200 mm

Maximum value of SAR (interpolated) = 1.11 W/kg

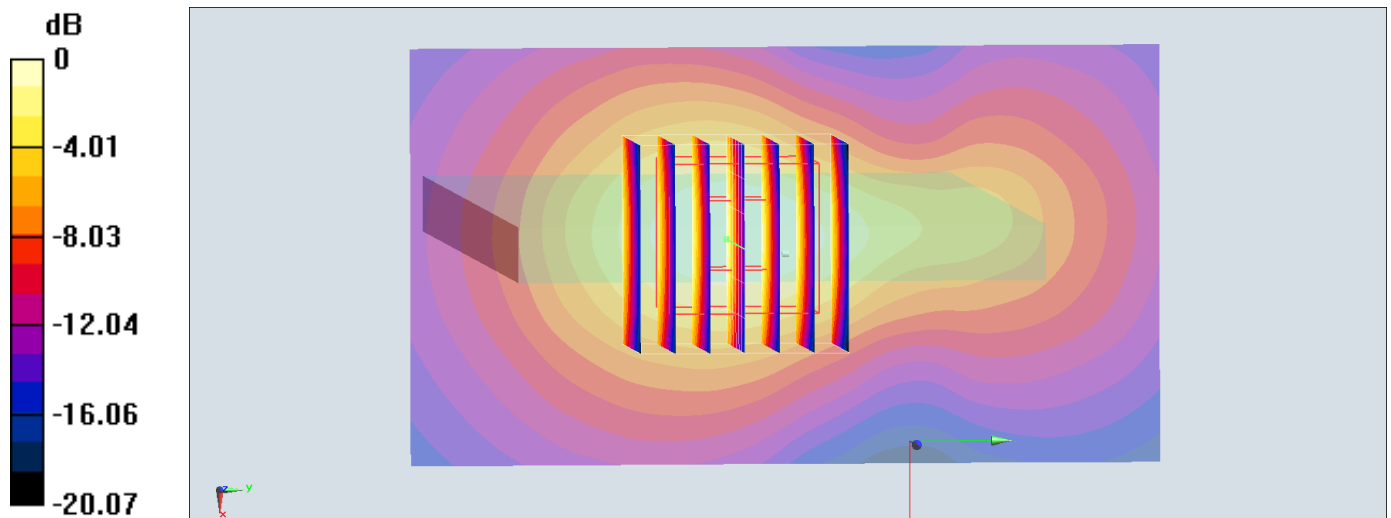
**Zoom Scan (7x7x7)/Cube 0:** Measurement grid: dx=5mm, dy=5mm, dz=5mm

Reference Value = 22.20 V/m; Power Drift = 0.01 dB

Peak SAR (extrapolated) = 1.60 W/kg

**SAR(1 g) = 0.851 W/kg; SAR(10 g) = 0.435 W/kg**

Maximum value of SAR (measured) = 1.07 W/kg



0 dB = 1.07 W/kg = 0.29 dBW/kg

## #28\_LTE Band 12\_10M\_QPSK\_1\_49\_Front\_10mm\_Ch23095

Communication System: LTE ; Frequency: 707.5 MHz; Duty Cycle: 1:1

Medium: MSL\_750\_170723 Medium parameters used :  $f = 707.5$  MHz;  $\sigma = 0.917$  S/m;  $\epsilon_r = 57.325$ ;  $\rho = 1000$  kg/m<sup>3</sup>

Ambient Temperature : 23.1 °C ; Liquid Temperature : 22.1 °C

DASY5 Configuration:

- Probe: ES3DV3 - SN3270; ConvF(6.09, 6.09, 6.09); Calibrated: 2016/8/26;
- Sensor-Surface: 3mm (Mechanical Surface Detection)
- Electronics: DAE4 Sn778; Calibrated: 2017/5/22
- Phantom: SAM\_Right; Type: QD000P40CD; Serial: 1884
- Measurement SW: DASY52, Version 52.8 (8); SEMCAD X Version 14.6.10 (7331)

**Area Scan (71x71x1):** Interpolated grid: dx=1.500 mm, dy=1.500 mm

Maximum value of SAR (interpolated) = 0.440 W/kg

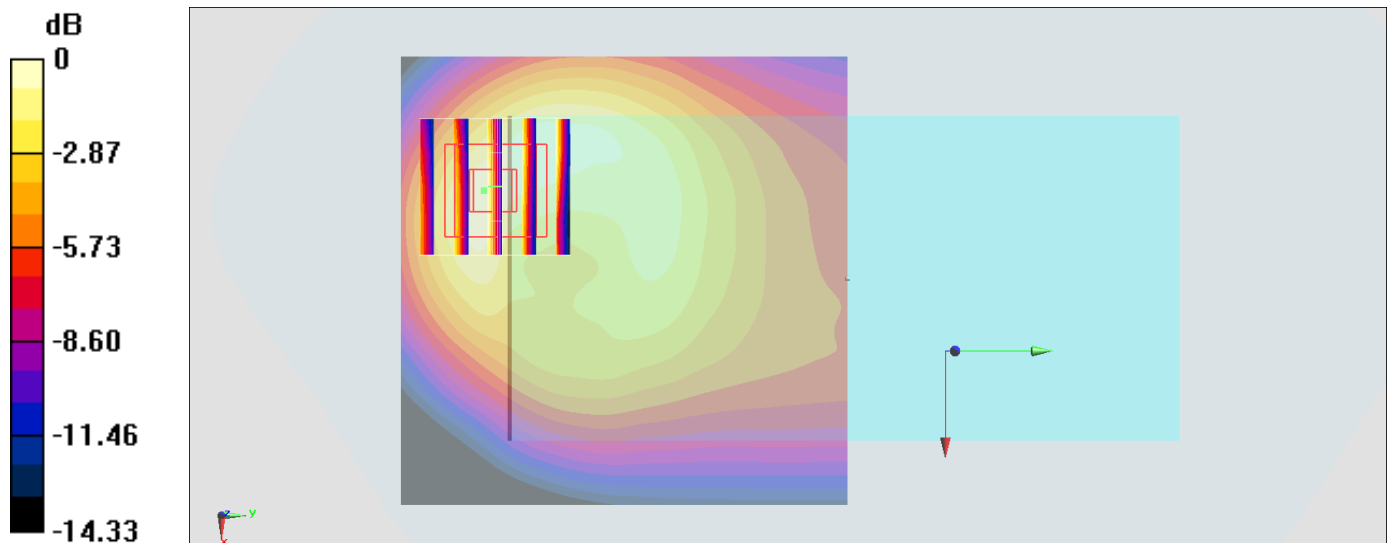
**Zoom Scan (5x5x7)/Cube 0:** Measurement grid: dx=8mm, dy=8mm, dz=5mm

Reference Value = 22.84 V/m; Power Drift = -0.07 dB

Peak SAR (extrapolated) = 0.678 W/kg

**SAR(1 g) = 0.382 W/kg; SAR(10 g) = 0.222 W/kg**

Maximum value of SAR (measured) = 0.469 W/kg



0 dB = 0.469 W/kg = -3.29 dBW/kg

## #29\_LTE Band 26\_15M\_QPSK\_1\_0\_Front\_10mm\_Ch26865

Communication System: LTE; Frequency: 831.5 MHz; Duty Cycle: 1:1

Medium: MSL\_850\_170723 Medium parameters used:  $f = 831.5$  MHz;  $\sigma = 0.959$  S/m;  $\epsilon_r = 57.282$ ;  $\rho = 1000$  kg/m<sup>3</sup>

Ambient Temperature : 23.4 °C ; Liquid Temperature : 22.4 °C

DASY5 Configuration:

- Probe: ES3DV3 - SN3270; ConvF(6.01, 6.01, 6.01); Calibrated: 2016/8/26;
- Sensor-Surface: 3mm (Mechanical Surface Detection)
- Electronics: DAE4 Sn778; Calibrated: 2017/5/22
- Phantom: SAM\_Right; Type: QD000P40CD; Serial: 1884
- Measurement SW: DASY52, Version 52.8 (8); SEMCAD X Version 14.6.10 (7331)

**Area Scan (71x71x1):** Interpolated grid: dx=1.500 mm, dy=1.500 mm

Maximum value of SAR (interpolated) = 0.489 W/kg

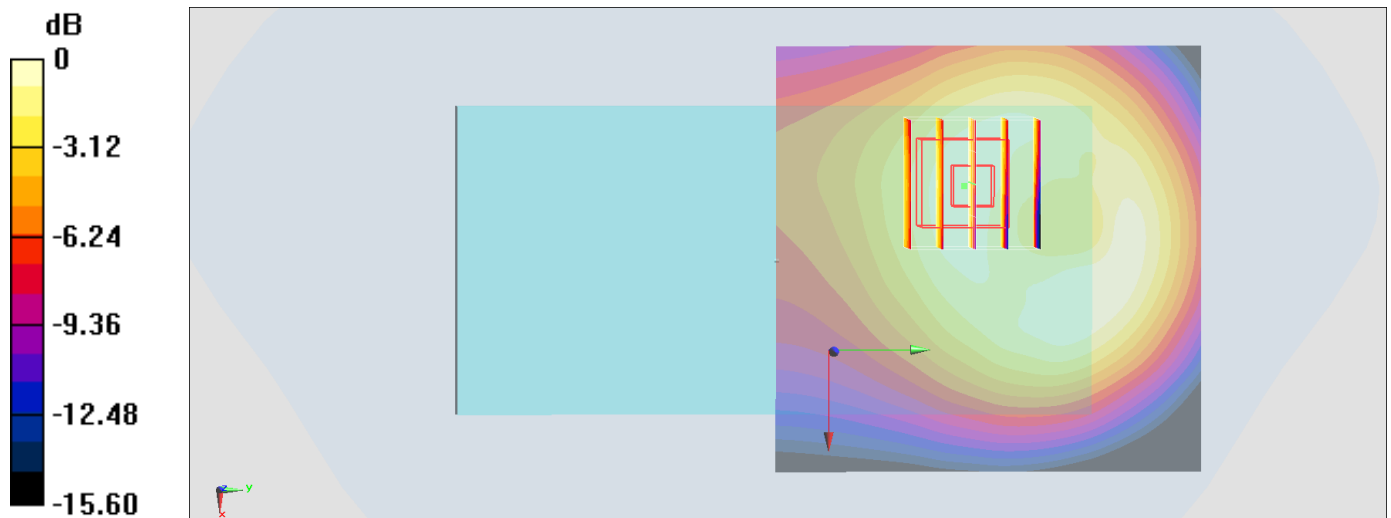
**Zoom Scan (5x5x7)/Cube 0:** Measurement grid: dx=8mm, dy=8mm, dz=5mm

Reference Value = 21.42 V/m; Power Drift = -0.04 dB

Peak SAR (extrapolated) = 0.630 W/kg

**SAR(1 g) = 0.452 W/kg; SAR(10 g) = 0.307 W/kg**

Maximum value of SAR (measured) = 0.508 W/kg



0 dB = 0.508 W/kg = -2.94 dBW/kg

**#30\_LTE Band 30\_10M\_QPSK\_1\_0\_Bottom Side\_10mm\_Ch27710**

Communication System: LTE; Frequency: 2310 MHz; Duty Cycle: 1:1

Medium: MSL\_2300\_170803 Medium parameters used:  $f = 2310$  MHz;  $\sigma = 1.745$  S/m;  $\epsilon_r = 54.573$ ;  $\rho = 1000$  kg/m<sup>3</sup>

Ambient Temperature : 23.1 °C ; Liquid Temperature : 22.1 °C

**DASY5 Configuration**

- Probe: EX3DV4 - SN3931; ConvF(7.96, 7.96, 7.96); Calibrated: 2016/10/3;
- Sensor-Surface: 1.4mm (Mechanical Surface Detection)
- Electronics: DAE3 Sn577; Calibrated: 2016/9/28
- Phantom: SAM LEFT; Type: QD000P40CD; Serial: TP:1718
- Measurement SW: DASY52, Version 52.8 (8); SEMCAD X Version 14.6.10 (7373)

**Area Scan (51x91x1):** Interpolated grid: dx=1.200 mm, dy=1.200 mm

Maximum value of SAR (interpolated) = 0.217 W/kg

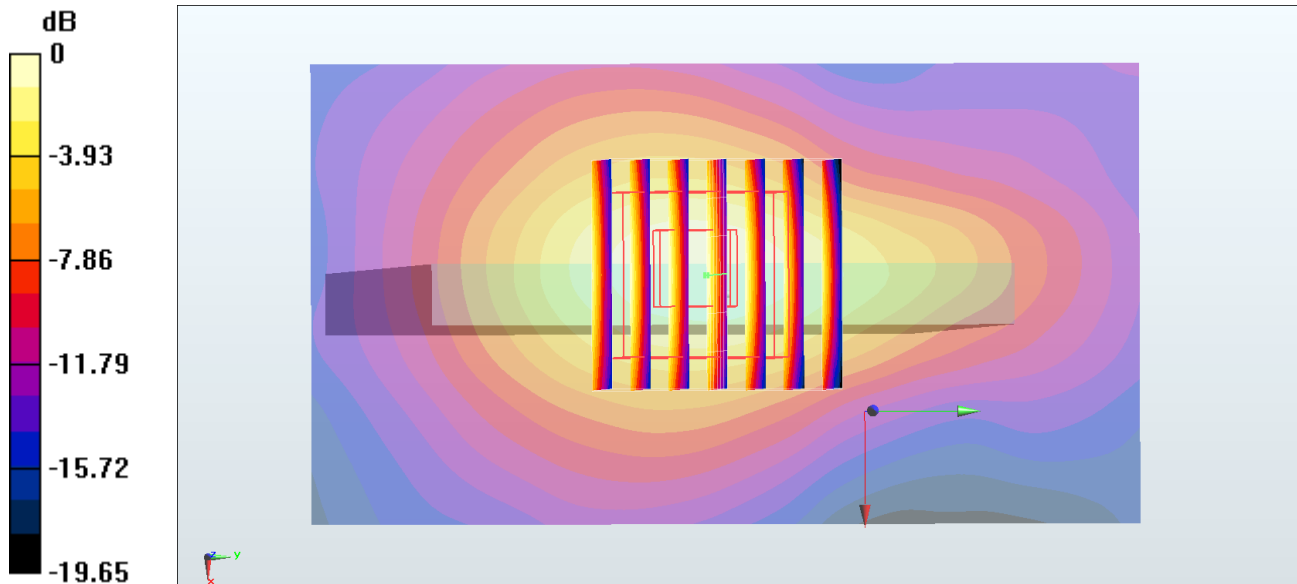
**Zoom Scan (7x7x7)/Cube 0:** Measurement grid: dx=5mm, dy=5mm, dz=5mm

Reference Value = 10.86 V/m; Power Drift = 0.15 dB

Peak SAR (extrapolated) = 0.314 W/kg

**SAR(1 g) = 0.170 W/kg; SAR(10 g) = 0.089 W/kg**

Maximum value of SAR (measured) = 0.259 W/kg



0 dB = 0.217 W/kg = -6.64 dBW/kg

### #31\_LTE Band 41\_20M\_QPSK\_1\_0\_Bottom Side\_10mm\_Ch40770

Communication System: LTE; Frequency: 2608 MHz; Duty Cycle: 1:1.59

Medium: MSL\_2600\_170721 Medium parameters used:  $f = 2608$  MHz;  $\sigma = 2.154$  S/m;  $\epsilon_r = 52.224$ ;  $\rho = 1000$  kg/m<sup>3</sup>

Ambient Temperature : 23.2 °C ; Liquid Temperature : 22.2 °C

DASY5 Configuration:

- Probe: ES3DV3 - SN3270; ConvF(4.12, 4.12, 4.12); Calibrated: 2016/8/26;
- Sensor-Surface: 3mm (Mechanical Surface Detection)
- Electronics: DAE4 Sn778; Calibrated: 2017/5/22
- Phantom: SAM\_Right; Type: QD000P40CD; Serial: 1884
- Measurement SW: DASY52, Version 52.8 (8); SEMCAD X Version 14.6.10 (7331)

**Area Scan (51x81x1):** Interpolated grid: dx=1.200 mm, dy=1.200 mm

Maximum value of SAR (interpolated) = 1.22 W/kg

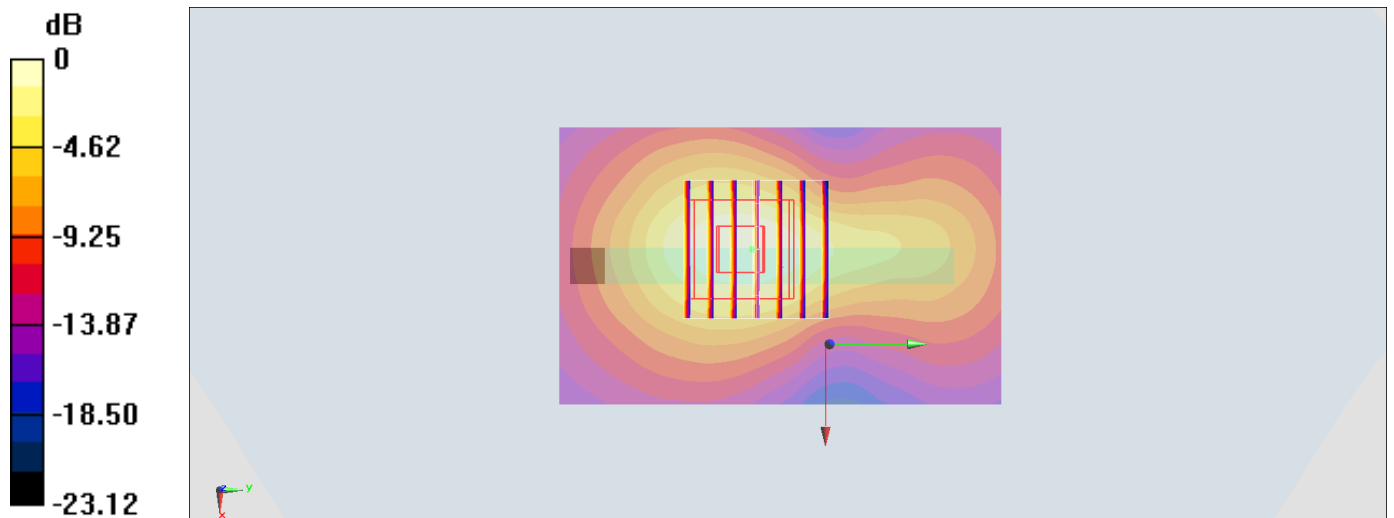
**Zoom Scan (7x7x7)/Cube 0:** Measurement grid: dx=5mm, dy=5mm, dz=5mm

Reference Value = 19.54 V/m; Power Drift = -0.00 dB

Peak SAR (extrapolated) = 1.79 W/kg

**SAR(1 g) = 0.911 W/kg; SAR(10 g) = 0.453 W/kg**

Maximum value of SAR (measured) = 1.16 W/kg



0 dB = 1.16 W/kg = 0.64 dBW/kg

**#32\_WLAN2.4GHz\_802.11b 1Mbps\_Top Side\_10mm\_Ch1;Ant 1**

Communication System: 802.11b; Frequency: 2412 MHz; Duty Cycle: 1:1.01

Medium: MSL\_2450\_170730 Medium parameters used:  $f = 2412$  MHz;  $\sigma = 1.918$  S/m;  $\epsilon_r = 54.584$ ;  $\rho = 1000$  kg/m<sup>3</sup>

Ambient Temperature : 23.7 °C; Liquid Temperature : 22.7 °C

DASY5 Configuration:

- Probe: EX3DV4 - SN3931; ConvF(7.73, 7.73, 7.73); Calibrated: 2016/10/3;
- Sensor-Surface: 1.4mm (Mechanical Surface Detection)
- Electronics: DAE4 Sn1424; Calibrated: 2017/2/16
- Phantom: SAM\_Right; Type: QD000P40CD; Serial: 1884
- Measurement SW: DASY52, Version 52.8 (8); SEMCAD X Version 14.6.10 (7331)

**Area Scan (41x81x1):** Interpolated grid: dx=1.200 mm, dy=1.200 mm

Maximum value of SAR (interpolated) = 0.276 W/kg

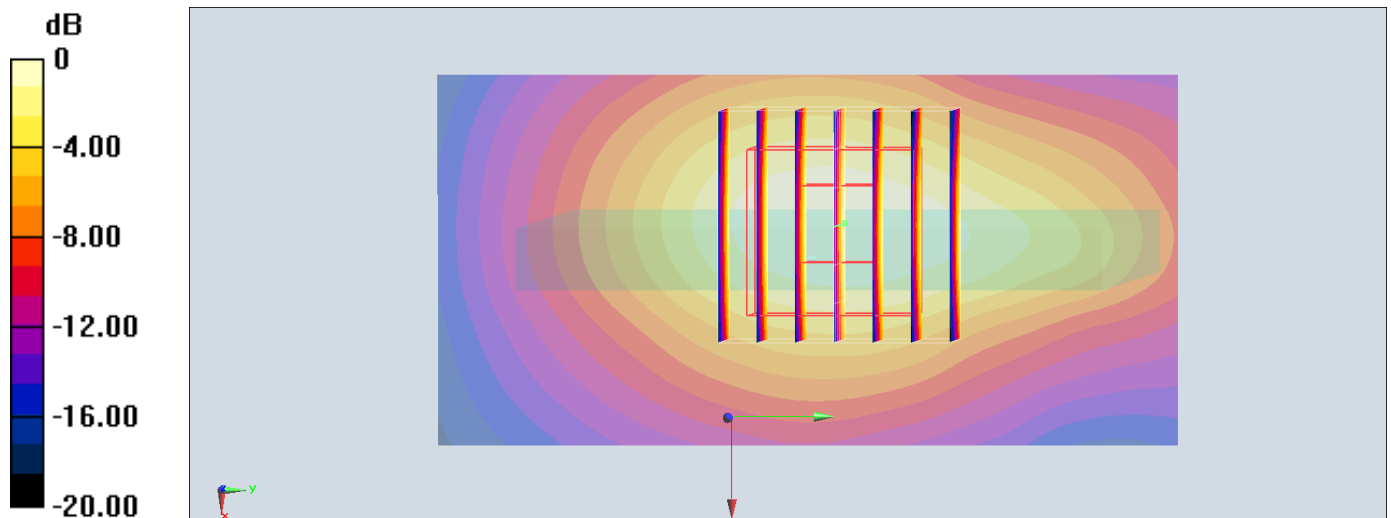
**Zoom Scan (7x7x7)/Cube 0:** Measurement grid: dx=5mm, dy=5mm, dz=5mm

Reference Value = 12.21 V/m; Power Drift = -0.02 dB

Peak SAR (extrapolated) = 0.324 W/kg

**SAR(1 g) = 0.181 W/kg; SAR(10 g) = 0.098 W/kg**

Maximum value of SAR (measured) = 0.272 W/kg



0 dB = 0.272 W/kg = -5.65 dBW/kg



### #33\_WLAN5GHz\_802.11n-HT40 MCS0\_Back\_10mm\_Ch46;Ant 2

Communication System: 802.11n; Frequency: 5230 MHz; Duty Cycle: 1:1.121

Medium: MSL\_5G\_170731 Medium parameters used:  $f = 5230$  MHz;  $\sigma = 5.47$  S/m;  $\epsilon_r = 46.903$ ;  $\rho = 1000$  kg/m<sup>3</sup>

Ambient Temperature : 23.7 °C; Liquid Temperature : 22.7 °C

#### DASY5 Configuration:

- Probe: EX3DV4 - SN3976; ConvF(4.87, 4.87, 4.87); Calibrated: 2017/2/21;
- Sensor-Surface: 1.4mm (Mechanical Surface Detection)
- Electronics: DAE4 Sn1424; Calibrated: 2017/2/16
- Phantom: SAM\_Right; Type: QD000P40CD; Serial: 1884
- Measurement SW: DASY52, Version 52.8 (8); SEMCAD X Version 14.6.10 (7331)

**Area Scan (101x81x1):** Interpolated grid: dx=1.000 mm, dy=1.000 mm

Maximum value of SAR (interpolated) = 0.220 W/kg


**Zoom Scan (7x7x7)/Cube 0:** Measurement grid: dx=4mm, dy=4mm, dz=1.4mm

Reference Value = 5.988 V/m; Power Drift = -0.16 dB

Peak SAR (extrapolated) = 0.379 W/kg

**SAR(1 g) = 0.093 W/kg; SAR(10 g) = 0.035 W/kg**

Maximum value of SAR (measured) = 0.216 W/kg



0 dB = 0.216 W/kg = -6.66 dBW/kg

### #34\_WLAN5GHz\_802.11n-HT40 MCS0\_Back\_10mm\_Ch151;Ant 2

Communication System: 802.11n; Frequency: 5755 MHz; Duty Cycle: 1:1.121

Medium: MSL\_5G\_170802 Medium parameters used:  $f = 5755$  MHz;  $\sigma = 6.14$  S/m;  $\epsilon_r = 46.097$ ;  $\rho = 1000$  kg/m<sup>3</sup>

Ambient Temperature : 23.3 °C ; Liquid Temperature : 22.3 °C

#### DASY5 Configuration:

- Probe: EX3DV4 - SN3976; ConvF(4.33, 4.33, 4.33); Calibrated: 2017/2/21;
- Sensor-Surface: 1.4mm (Mechanical Surface Detection)
- Electronics: DAE4 Sn1424; Calibrated: 2017/2/16
- Phantom: SAM\_Right; Type: QD000P40CD; Serial: 1884
- Measurement SW: DASY52, Version 52.8 (8); SEMCAD X Version 14.6.10 (7331)

**Area Scan (101x81x1):** Interpolated grid: dx=1.000 mm, dy=1.000 mm

Maximum value of SAR (interpolated) = 0.654 W/kg


**Zoom Scan (9x8x7)/Cube 0:** Measurement grid: dx=4mm, dy=4mm, dz=1.4mm

Reference Value = 10.32 V/m; Power Drift = -0.12 dB

Peak SAR (extrapolated) = 1.16 W/kg

**SAR(1 g) = 0.267 W/kg; SAR(10 g) = 0.096 W/kg**

Maximum value of SAR (measured) = 0.649 W/kg



0 dB = 0.649 W/kg = -1.88 dBW/kg

### #35\_Bluetooth\_1Mbps\_Top Side\_10mm\_Ch39

Communication System: Bluetooth; Frequency: 2441 MHz; Duty Cycle: 1:1.2

Medium: MSL\_2450\_170730 Medium parameters used :  $f = 2441$  MHz;  $\sigma = 1.957$  S/m;  $\epsilon_r = 54.488$ ;

$\rho = 1000$  kg/m<sup>3</sup>

Ambient Temperature : 23.7 °C; Liquid Temperature : 22.7 °C

DASY5 Configuration:

- Probe: EX3DV4 - SN3931; ConvF(7.73, 7.73, 7.73); Calibrated: 2016/10/3;
- Sensor-Surface: 1.4mm (Mechanical Surface Detection)
- Electronics: DAE4 Sn1424; Calibrated: 2017/2/16
- Phantom: SAM\_Right; Type: QD000P40CD; Serial: 1884
- Measurement SW: DASY52, Version 52.8 (8); SEMCAD X Version 14.6.10 (7331)

**Area Scan (51x91x1):** Interpolated grid: dx=1.200 mm, dy=1.200 mm

Maximum value of SAR (interpolated) = 0.0328 W/kg

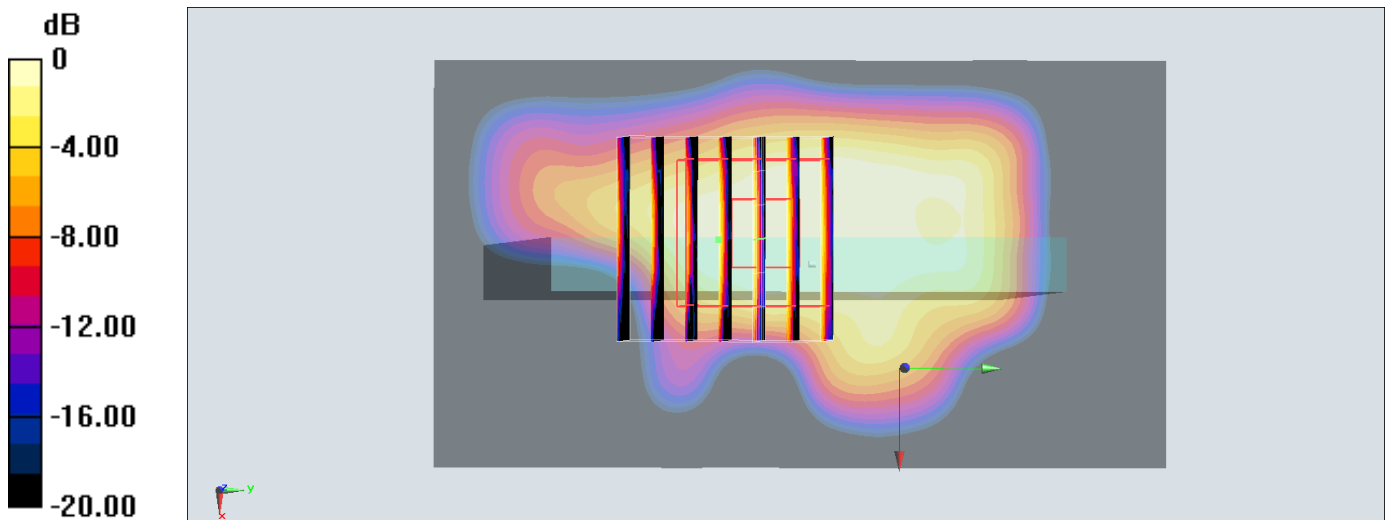
**Zoom Scan (7x7x7)/Cube 0:** Measurement grid: dx=5mm, dy=5mm, dz=5mm

Reference Value = 3.957 V/m; Power Drift = 0.05 dB

Peak SAR (extrapolated) = 0.0380 W/kg

**SAR(1 g) = 0.019 W/kg; SAR(10 g) = 0.0093 W/kg**

Maximum value of SAR (measured) = 0.0306 W/kg



0 dB = 0.0306 W/kg = -15.14 dBW/kg

### #36\_GSM850\_GPRS (2 Tx slots)\_Front\_15mm\_Ch189

Communication System: GSM850; Frequency: 836.4 MHz; Duty Cycle: 1:4.15

Medium: MSL\_850\_170727 Medium parameters used:  $f = 836.4$  MHz;  $\sigma = 1.012$  S/m;  $\epsilon_r = 56.585$ ;  $\rho = 1000$  kg/m<sup>3</sup>

Ambient Temperature : 23.5 °C ; Liquid Temperature : 22.5 °C

DASY5 Configuration:

- Probe: EX3DV4 - SN3976; ConvF(10.41, 10.41, 10.41); Calibrated: 2017/2/21;
- Sensor-Surface: 1.4mm (Mechanical Surface Detection)
- Electronics: DAE4 Sn1424; Calibrated: 2017/2/16
- Phantom: SAM\_Right; Type: QD000P40CD; Serial: 1884
- Measurement SW: DASY52, Version 52.8 (8); SEMCAD X Version 14.6.10 (7331)

**Area Scan (71x131x1):** Interpolated grid: dx=1.500 mm, dy=1.500 mm

Maximum value of SAR (interpolated) = 0.407 W/kg

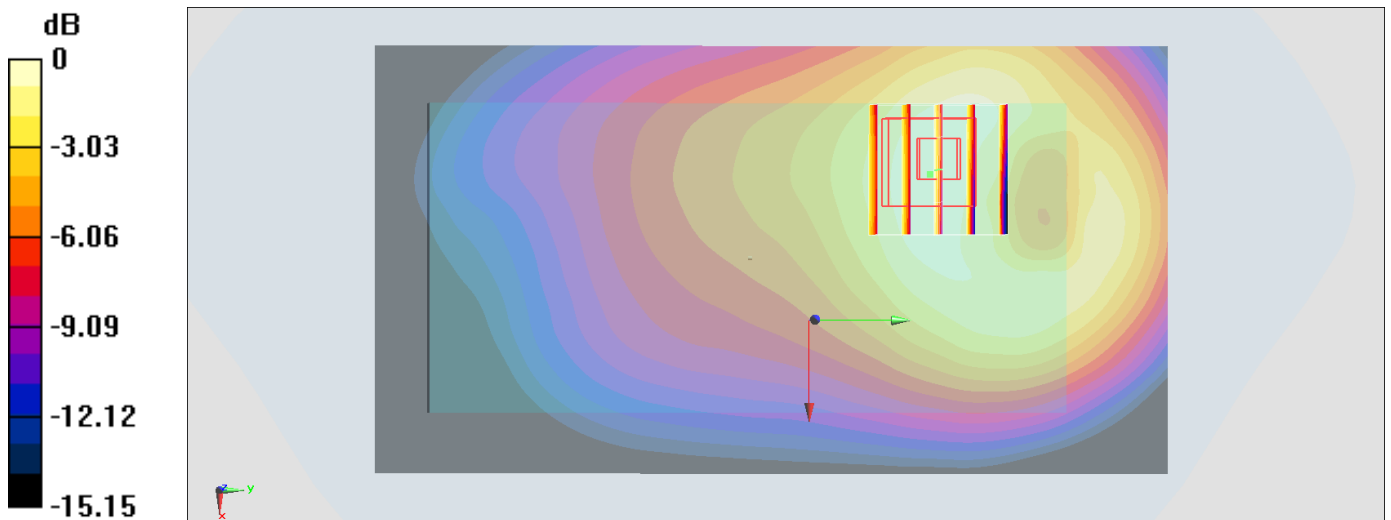
**Zoom Scan (5x5x7)/Cube 0:** Measurement grid: dx=8mm, dy=8mm, dz=5mm

Reference Value = 18.06 V/m; Power Drift = -0.03 dB

Peak SAR (extrapolated) = 0.467 W/kg

**SAR(1 g) = 0.331 W/kg; SAR(10 g) = 0.229 W/kg**

Maximum value of SAR (measured) = 0.417 W/kg



0 dB = 0.417 W/kg = -3.80 dBW/kg

### #37\_GSM1900\_GPRS (2 Tx slots)\_Front\_15mm\_Ch512

Communication System: PCS ; Frequency: 1850.2 MHz;Duty Cycle: 1:4.15

Medium: MSL\_1900\_170803 Medium parameters used:  $f = 1850.2$  MHz;  $\sigma = 1.463$  S/m;  $\epsilon_r = 54.357$ ;

$\rho = 1000$  kg/m<sup>3</sup>

Ambient Temperature : 23.3 °C ; Liquid Temperature : 22.3 °C

DASY5 Configuration:

- Probe: EX3DV4 - SN3976; ConvF(8.31, 8.31, 8.31); Calibrated: 2017/2/21;
- Sensor-Surface: 1.4mm (Mechanical Surface Detection)
- Electronics: DAE4 Sn1424; Calibrated: 2017/2/16
- Phantom: SAM\_Right; Type: QD000P40CD; Serial: 1884
- Measurement SW: DASY52, Version 52.8 (8);SEMCAD X Version 14.6.10 (7331)

**Area Scan (71x91x1):** Interpolated grid: dx=1.500 mm, dy=1.500 mm

Maximum value of SAR (interpolated) = 0.496 W/kg

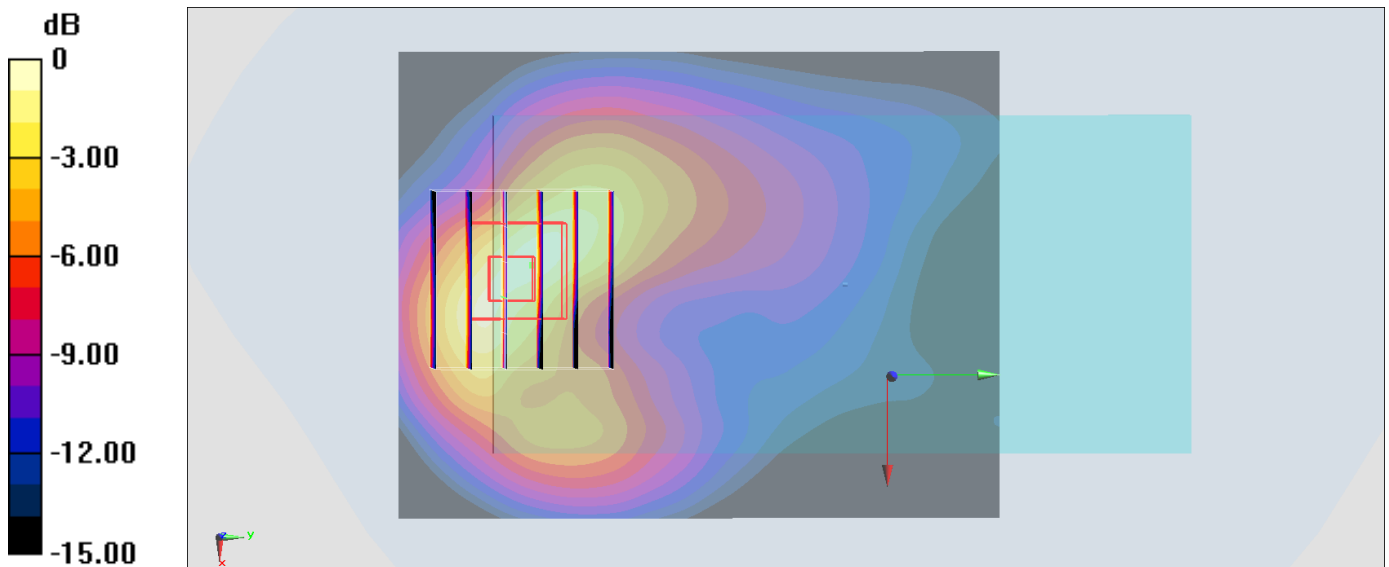
**Zoom Scan (6x6x7)/Cube 0:** Measurement grid: dx=8mm, dy=8mm, dz=5mm

Reference Value = 10.57 V/m; Power Drift = -0.19 dB

Peak SAR (extrapolated) = 0.668 W/kg

**SAR(1 g) = 0.397 W/kg; SAR(10 g) = 0.218 W/kg**

Maximum value of SAR (measured) = 0.556 W/kg



0 dB = 0.556 W/kg = -2.55 dBW/kg

## #38\_WCDMA II\_RMC 12.2Kbps\_Front\_15mm\_Ch9262

Communication System: WCDMA ; Frequency: 1852.4 MHz; Duty Cycle: 1:1

Medium: MSL\_1900\_170729 Medium parameters used:  $f = 1852.4$  MHz;  $\sigma = 1.502$  S/m;  $\epsilon_r = 55.254$ ;

$\rho = 1000$  kg/m<sup>3</sup>

Ambient Temperature : 23.3 °C ; Liquid Temperature : 22.3 °C

DASY5 Configuration:

- Probe: EX3DV4 - SN3931; ConvF(8.14, 8.14, 8.14); Calibrated: 2016/10/3;
- Sensor-Surface: 1.4mm (Mechanical Surface Detection)
- Electronics: DAE4 Sn1424; Calibrated: 2017/2/16
- Phantom: SAM\_Right; Type: QD000P40CD; Serial: 1884
- Measurement SW: DASY52, Version 52.8 (8); SEMCAD X Version 14.6.10 (7331)

**Area Scan (71x131x1):** Interpolated grid: dx=1.500 mm, dy=1.500 mm

Maximum value of SAR (interpolated) = 0.592 W/kg

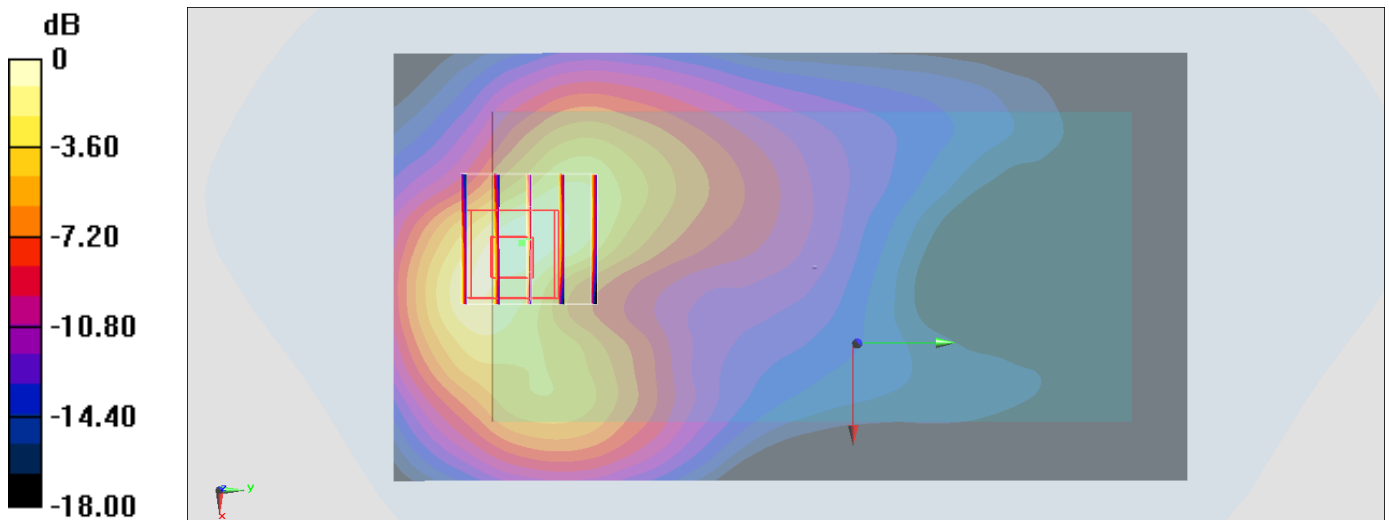
**Zoom Scan (5x5x7)/Cube 0:** Measurement grid: dx=8mm, dy=8mm, dz=5mm

Reference Value = 17.86 V/m; Power Drift = -0.02 dB

Peak SAR (extrapolated) = 0.725 W/kg

**SAR(1 g) = 0.438 W/kg; SAR(10 g) = 0.244 W/kg**

Maximum value of SAR (measured) = 0.601 W/kg



0 dB = 0.601 W/kg = -2.21 dBW/kg

### #39\_WCDMA IV\_RMC 12.2Kbps\_Front\_15mm\_Ch1413

Communication System: WCDMA; Frequency: 1732.6 MHz; Duty Cycle: 1:1

Medium: MSL\_1750\_170720 Medium parameters used:  $f = 1733$  MHz;  $\sigma = 1.481$  S/m;  $\epsilon_r = 55.593$ ;  $\rho = 1000$  kg/m<sup>3</sup>

Ambient Temperature : 23.2 °C; Liquid Temperature : 22.2 °C

DASY5 Configuration:

- Probe: ES3DV3 - SN3270; ConvF(4.95, 4.95, 4.95); Calibrated: 2016/8/26;
- Sensor-Surface: 3mm (Mechanical Surface Detection)
- Electronics: DAE4 Sn778; Calibrated: 2017/5/22
- Phantom: SAM-Left; Type: QD 000 P40 C; Serial: TP-1446
- Measurement SW: DASY52, Version 52.8 (8); SEMCAD X Version 14.6.10 (7331)

**Area Scan (71x71x1):** Interpolated grid: dx=1.500 mm, dy=1.500 mm

Maximum value of SAR (interpolated) = 0.383 W/kg

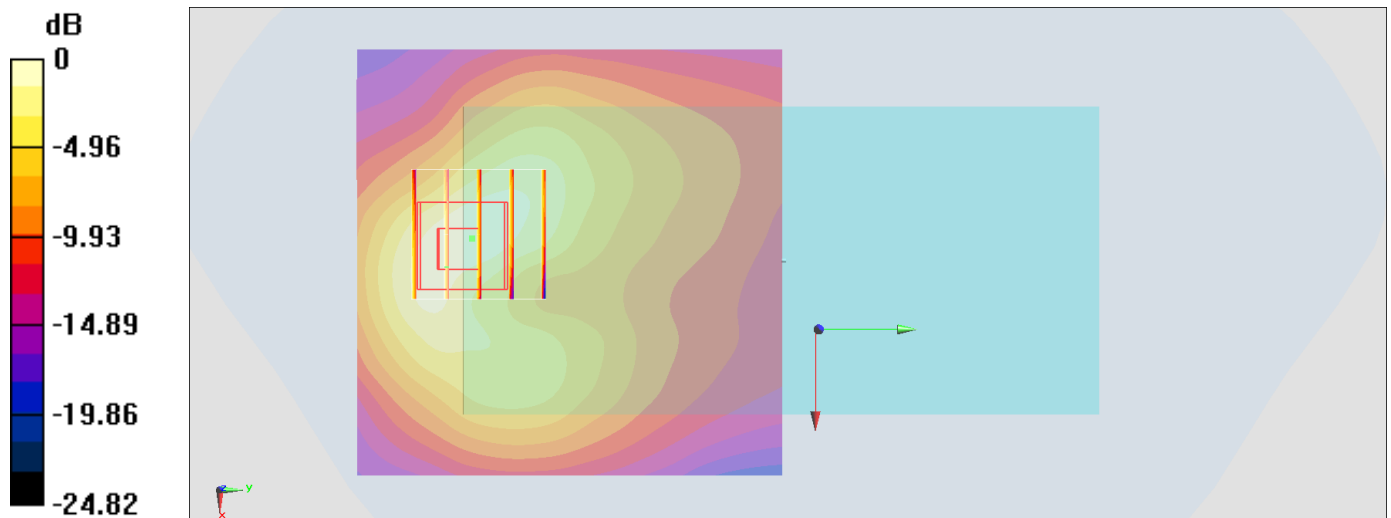
**Zoom Scan (5x5x7)/Cube 0:** Measurement grid: dx=8mm, dy=8mm, dz=5mm

Reference Value = 15.77 V/m; Power Drift = 0.01 dB

Peak SAR (extrapolated) = 0.514 W/kg

**SAR(1 g) = 0.332 W/kg; SAR(10 g) = 0.194 W/kg**

Maximum value of SAR (measured) = 0.387 W/kg



0 dB = 0.387 W/kg = -4.12 dBW/kg

## #40\_WCDMA V\_RMC 12.2Kbps\_Front\_15mm\_Ch4233

Communication System: WCDMA; Frequency: 846.6 MHz; Duty Cycle: 1:1

Medium: MSL\_850\_170723 Medium parameters used:  $f = 847$  MHz;  $\sigma = 0.974$  S/m;  $\epsilon_r = 57.145$ ;  $\rho = 1000$  kg/m<sup>3</sup>

Ambient Temperature : 23.4 °C; Liquid Temperature : 22.4 °C

DASY5 Configuration:

- Probe: ES3DV3 - SN3270; ConvF(6.01, 6.01, 6.01); Calibrated: 2016/8/26;
- Sensor-Surface: 3mm (Mechanical Surface Detection)
- Electronics: DAE4 Sn778; Calibrated: 2017/5/22
- Phantom: SAM\_Right; Type: QD000P40CD; Serial: 1884
- Measurement SW: DASY52, Version 52.8 (8); SEMCAD X Version 14.6.10 (7331)

**Area Scan (71x91x1):** Interpolated grid: dx=1.500 mm, dy=1.500 mm

Maximum value of SAR (interpolated) = 0.375 W/kg

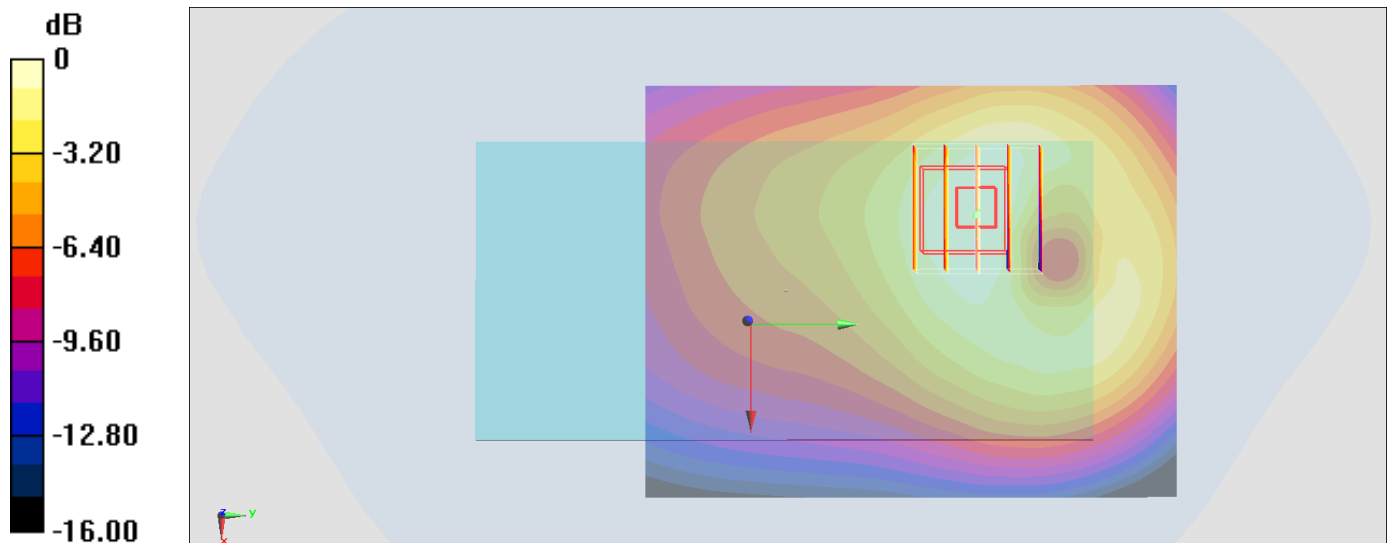
**Zoom Scan (5x5x7)/Cube 0:** Measurement grid: dx=8mm, dy=8mm, dz=5mm

Reference Value = 15.00 V/m; Power Drift = -0.07 dB

Peak SAR (extrapolated) = 0.441 W/kg

**SAR(1 g) = 0.325 W/kg; SAR(10 g) = 0.226 W/kg**

Maximum value of SAR (measured) = 0.371 W/kg



0 dB = 0.371 W/kg = -4.31 dBW/kg



### #41\_LTE Band 2\_20M\_QPSK\_1\_0\_Front\_15mm\_Ch19100

Communication System: LTE ; Frequency: 1900 MHz;Duty Cycle: 1:1

Medium: MSL\_1900\_170720 Medium parameters used:  $f = 1900$  MHz;  $\sigma = 1.546$  S/m;  $\epsilon_r = 53.932$ ;  $\rho = 1000$  kg/m<sup>3</sup>

Ambient Temperature : 23.2 °C ; Liquid Temperature : 22.2 °C

DASY5 Configuration:

- Probe: ES3DV3 - SN3270; ConvF(4.7, 4.7, 4.7); Calibrated: 2016/8/26;
- Sensor-Surface: 3mm (Mechanical Surface Detection)
- Electronics: DAE4 Sn778; Calibrated: 2017/5/22
- Phantom: SAM-Left; Type: QD 000 P40 C; Serial: TP-1446
- Measurement SW: DASY52, Version 52.8 (8);SEMCAD X Version 14.6.10 (7331)

**Area Scan (71x61x1):** Interpolated grid: dx=1.500 mm, dy=1.500 mm

Maximum value of SAR (interpolated) = 0.523 W/kg

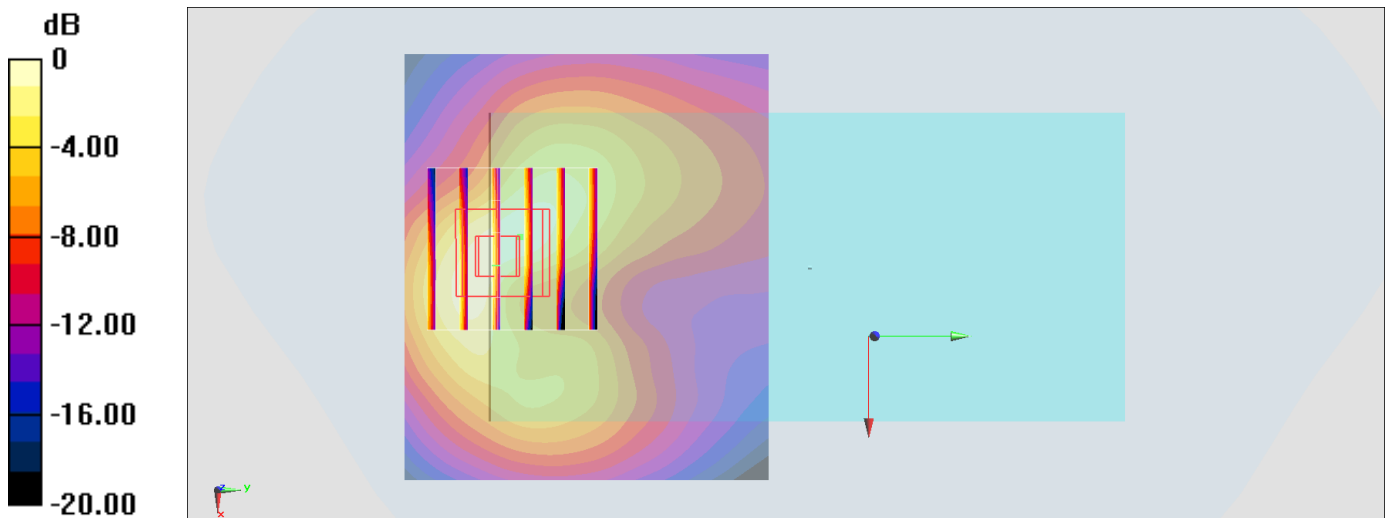
**Zoom Scan (6x6x7)/Cube 0:** Measurement grid: dx=8mm, dy=8mm, dz=5mm

Reference Value = 18.23 V/m; Power Drift = 0.07 dB

Peak SAR (extrapolated) = 0.763 W/kg

**SAR(1 g) = 0.48 W/kg; SAR(10 g) = 0.259 W/kg**

Maximum value of SAR (measured) = 0.565 W/kg



0 dB = 0.565 W/kg = -2.48 dBW/kg

## #42\_LTE Band 4\_20M\_QPSK\_1\_0\_Front\_15mm\_Ch20175

Communication System: LTE; Frequency: 1732.5 MHz; Duty Cycle: 1:1

Medium: MSL\_1750\_170720 Medium parameters used:  $f = 1732.5$  MHz;  $\sigma = 1.48$  S/m;  $\epsilon_r = 55.595$ ;

$\rho = 1000$  kg/m<sup>3</sup>

Ambient Temperature : 23.2 °C; Liquid Temperature : 22.2 °C

DASY5 Configuration:

- Probe: ES3DV3 - SN3270; ConvF(4.95, 4.95, 4.95); Calibrated: 2016/8/26;
- Sensor-Surface: 3mm (Mechanical Surface Detection)
- Electronics: DAE4 Sn778; Calibrated: 2017/5/22
- Phantom: SAM-Left; Type: QD 000 P40 C; Serial: TP-1446
- Measurement SW: DASY52, Version 52.8 (8); SEMCAD X Version 14.6.10 (7331)

**Area Scan (71x71x1):** Interpolated grid: dx=1.500 mm, dy=1.500 mm

Maximum value of SAR (interpolated) = 0.509 W/kg

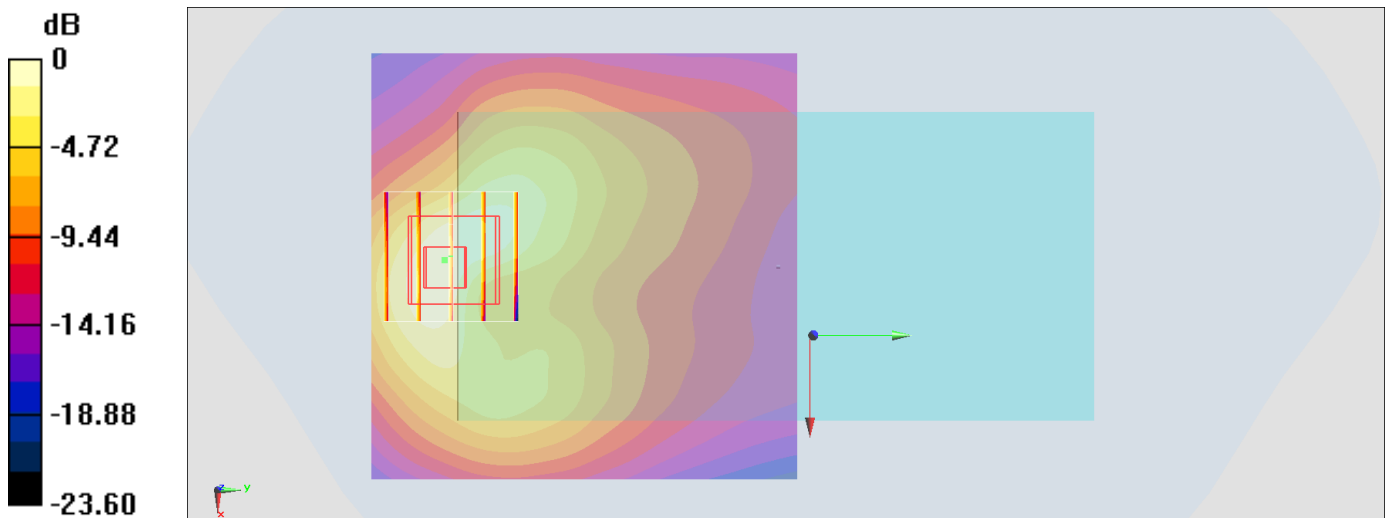
**Zoom Scan (5x5x7)/Cube 0:** Measurement grid: dx=8mm, dy=8mm, dz=5mm

Reference Value = 17.19 V/m; Power Drift = -0.00 dB

Peak SAR (extrapolated) = 0.687 W/kg

**SAR(1 g) = 0.449 W/kg; SAR(10 g) = 0.263 W/kg**

Maximum value of SAR (measured) = 0.538 W/kg



0 dB = 0.538 W/kg = -2.69 dBW/kg

### #43\_LTE Band 5\_10M\_QPSK\_1\_0\_Front\_15mm\_Ch20525

Communication System: LTE ; Frequency: 836.5 MHz;Duty Cycle: 1:1

Medium: MSL\_850\_170727 Medium parameters used:  $f = 836.5$  MHz;  $\sigma = 1.012$  S/m;  $\epsilon_r = 56.583$ ;  $\rho = 1000$  kg/m<sup>3</sup>

Ambient Temperature : 23.5 °C ; Liquid Temperature : 22.5 °C

DASY5 Configuration:

- Probe: EX3DV4 - SN3976; ConvF(10.41, 10.41, 10.41); Calibrated: 2017/2/21;
- Sensor-Surface: 1.4mm (Mechanical Surface Detection)
- Electronics: DAE4 Sn1424; Calibrated: 2017/2/16
- Phantom: SAM\_Right; Type: QD000P40CD; Serial: 1884
- Measurement SW: DASY52, Version 52.8 (8);SEMCAD X Version 14.6.10 (7331)

**Area Scan (71x131x1):** Interpolated grid: dx=1.500 mm, dy=1.500 mm

Maximum value of SAR (interpolated) = 0.383 W/kg

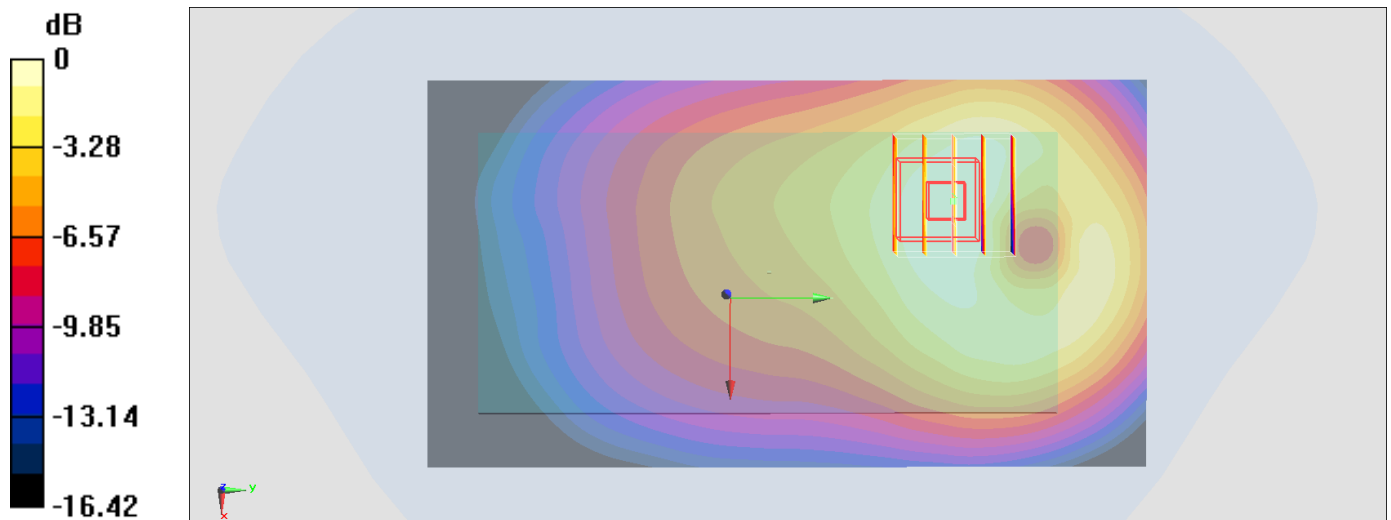
**Zoom Scan (5x5x7)/Cube 0:** Measurement grid: dx=8mm, dy=8mm, dz=5mm

Reference Value = 11.89 V/m; Power Drift = -0.14 dB

Peak SAR (extrapolated) = 0.415 W/kg

**SAR(1 g) = 0.298 W/kg; SAR(10 g) = 0.210 W/kg**

Maximum value of SAR (measured) = 0.374 W/kg



0 dB = 0.374 W/kg = -4.27 dBW/kg

### #44\_LTE Band 7\_20M\_QPSK\_1\_0\_Front\_15mm\_Ch21350

Communication System: LTE; Frequency: 2560 MHz; Duty Cycle: 1:1

Medium: MSL\_2600\_170721 Medium parameters used:  $f = 2560$  MHz;  $\sigma = 2.086$  S/m;  $\epsilon_r = 52.373$ ;  $\rho = 1000$  kg/m<sup>3</sup>

Ambient Temperature : 23.2 °C; Liquid Temperature : 22.2 °C

DASY5 Configuration:

- Probe: ES3DV3 - SN3270; ConvF(4.12, 4.12, 4.12); Calibrated: 2016/8/26;
- Sensor-Surface: 3mm (Mechanical Surface Detection)
- Electronics: DAE4 Sn778; Calibrated: 2017/5/22
- Phantom: SAM\_Right; Type: QD000P40CD; Serial: 1884
- Measurement SW: DASY52, Version 52.8 (8); SEMCAD X Version 14.6.10 (7331)

**Area Scan (91x91x1):** Interpolated grid: dx=1.200 mm, dy=1.200 mm

Maximum value of SAR (interpolated) = 0.476 W/kg

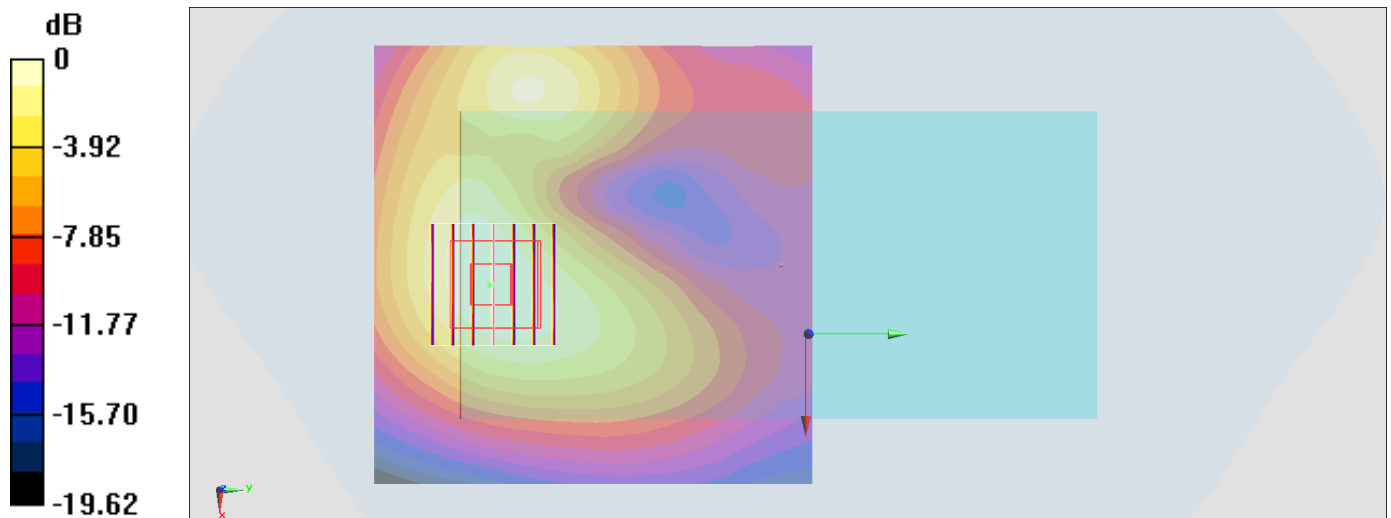
**Zoom Scan (7x7x7)/Cube 0:** Measurement grid: dx=5mm, dy=5mm, dz=5mm

Reference Value = 14.87 V/m; Power Drift = -0.00 dB

Peak SAR (extrapolated) = 0.689 W/kg

**SAR(1 g) = 0.386 W/kg; SAR(10 g) = 0.219 W/kg**

Maximum value of SAR (measured) = 0.473 W/kg



0 dB = 0.473 W/kg = -3.25 dBW/kg

## #45\_LTE Band 12\_10M\_QPSK\_1\_49\_Front\_15mm\_Ch23095

Communication System: LTE; Frequency: 707.5 MHz; Duty Cycle: 1:1

Medium: MSL\_750\_170723 Medium parameters used:  $f = 707.5$  MHz;  $\sigma = 0.917$  S/m;  $\epsilon_r = 57.325$ ;  $\rho = 1000$  kg/m<sup>3</sup>

Ambient Temperature : 23.1 °C; Liquid Temperature : 22.1 °C

DASY5 Configuration:

- Probe: ES3DV3 - SN3270; ConvF(6.09, 6.09, 6.09); Calibrated: 2016/8/26;
- Sensor-Surface: 3mm (Mechanical Surface Detection)
- Electronics: DAE4 Sn778; Calibrated: 2017/5/22
- Phantom: SAM\_Right; Type: QD000P40CD; Serial: 1884
- Measurement SW: DASY52, Version 52.8 (8); SEMCAD X Version 14.6.10 (7331)

**Area Scan (71x101x1):** Interpolated grid: dx=1.500 mm, dy=1.500 mm

Maximum value of SAR (interpolated) = 0.233 W/kg

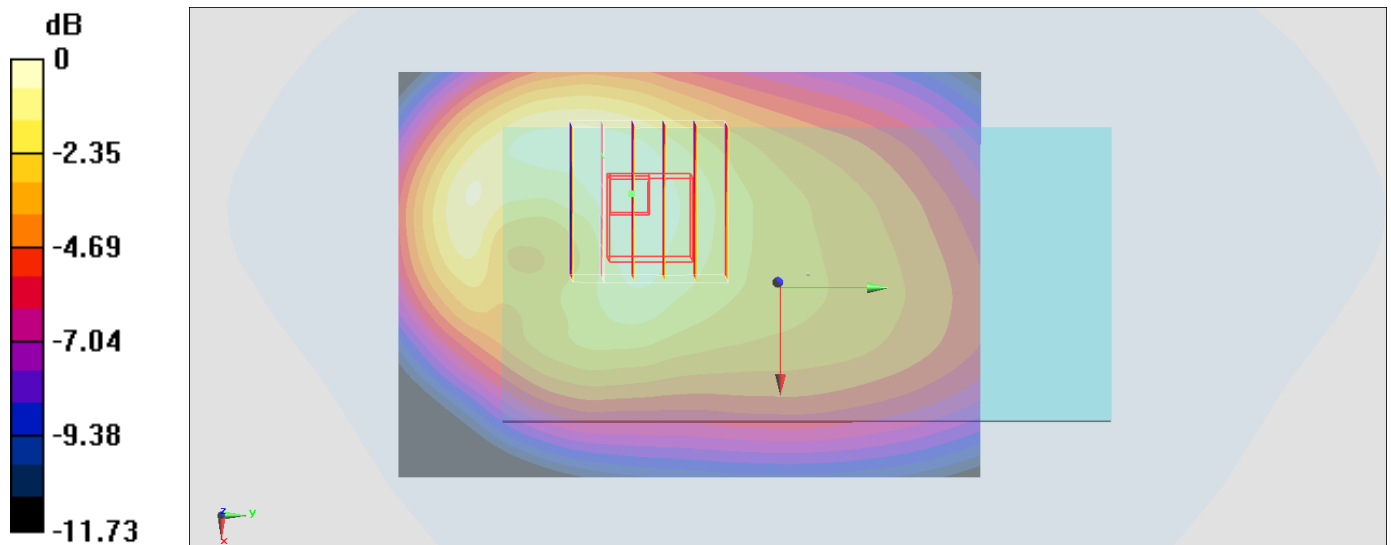
**Zoom Scan (6x6x7)/Cube 0:** Measurement grid: dx=8mm, dy=8mm, dz=5mm

Reference Value = 14.91 V/m; Power Drift = 0.00 dB

Peak SAR (extrapolated) = 0.299 W/kg

**SAR(1 g) = 0.205 W/kg; SAR(10 g) = 0.147 W/kg**

Maximum value of SAR (measured) = 0.232 W/kg



0 dB = 0.232 W/kg = -6.35 dBW/kg

## #46\_LTE Band 26\_15M\_QPSK\_1\_0\_Front\_15mm\_Ch26865

Communication System: LTE; Frequency: 831.5 MHz; Duty Cycle: 1:1

Medium: MSL\_850\_170723 Medium parameters used:  $f = 831.5$  MHz;  $\sigma = 0.959$  S/m;  $\epsilon_r = 57.282$ ;  $\rho = 1000$  kg/m<sup>3</sup>

Ambient Temperature : 23.4 °C ; Liquid Temperature : 22.4 °C

DASY5 Configuration:

- Probe: ES3DV3 - SN3270; ConvF(6.01, 6.01, 6.01); Calibrated: 2016/8/26;
- Sensor-Surface: 3mm (Mechanical Surface Detection)
- Electronics: DAE4 Sn778; Calibrated: 2017/5/22
- Phantom: SAM\_Right; Type: QD000P40CD; Serial: 1884
- Measurement SW: DASY52, Version 52.8 (8); SEMCAD X Version 14.6.10 (7331)

**Area Scan (71x71x1):** Interpolated grid: dx=1.500 mm, dy=1.500 mm

Maximum value of SAR (interpolated) = 0.343 W/kg

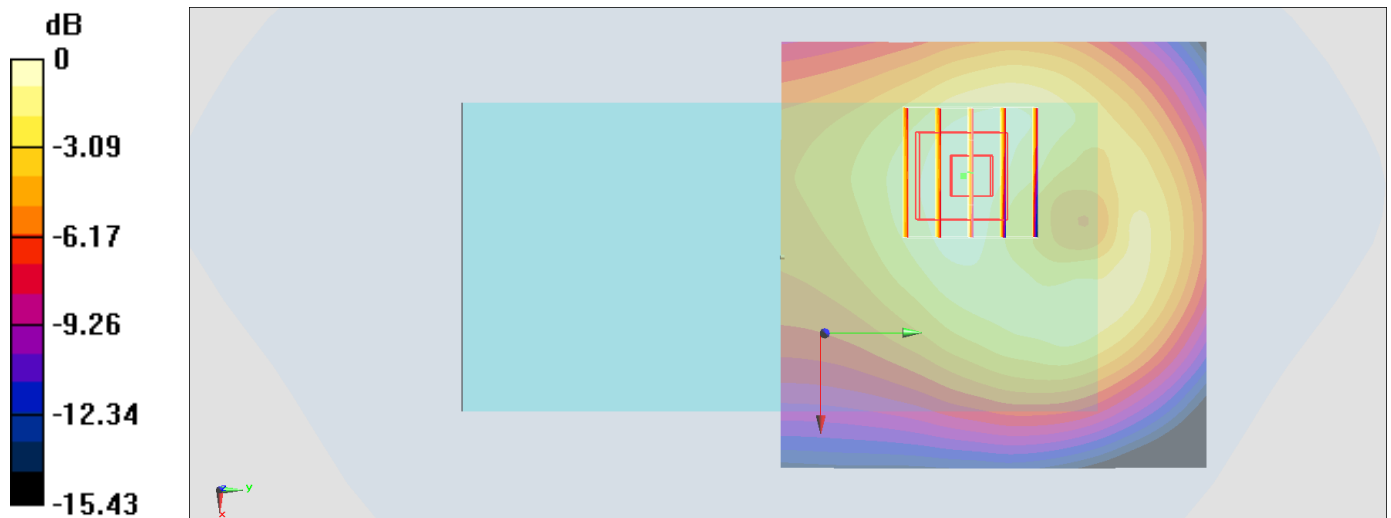
**Zoom Scan (5x5x7)/Cube 0:** Measurement grid: dx=8mm, dy=8mm, dz=5mm

Reference Value = 14.33 V/m; Power Drift = -0.17 dB

Peak SAR (extrapolated) = 0.408 W/kg

**SAR(1 g) = 0.307 W/kg; SAR(10 g) = 0.216 W/kg**

Maximum value of SAR (measured) = 0.344 W/kg



0 dB = 0.344 W/kg = -4.63 dBW/kg

### #47\_LTE Band 30\_10M\_QPSK\_1\_0\_Front\_15mm\_Ch27710

Communication System: LTE; Frequency: 2310 MHz; Duty Cycle: 1:1

Medium: MSL\_2300\_170803 Medium parameters used:  $f = 2310$  MHz;  $\sigma = 1.745$  S/m;  $\epsilon_r = 54.573$ ;  $\rho = 1000$  kg/m<sup>3</sup>

Ambient Temperature : 23.1 °C ; Liquid Temperature : 22.1 °C

#### DASY5 Configuration

- Probe: EX3DV4 - SN3931; ConvF(7.96, 7.96, 7.96); Calibrated: 2016/10/3;
- Sensor-Surface: 1.4mm (Mechanical Surface Detection)
- Electronics: DAE3 Sn577; Calibrated: 2016/9/28
- Phantom: SAM LEFT; Type: QD000P40CD; Serial: TP:1718
- Measurement SW: DASY52, Version 52.8 (8); SEMCAD X Version 14.6.10 (7373)

**Area Scan (91x91x1):** Interpolated grid: dx=1.200 mm, dy=1.200 mm

Maximum value of SAR (interpolated) = 0.0730 W/kg

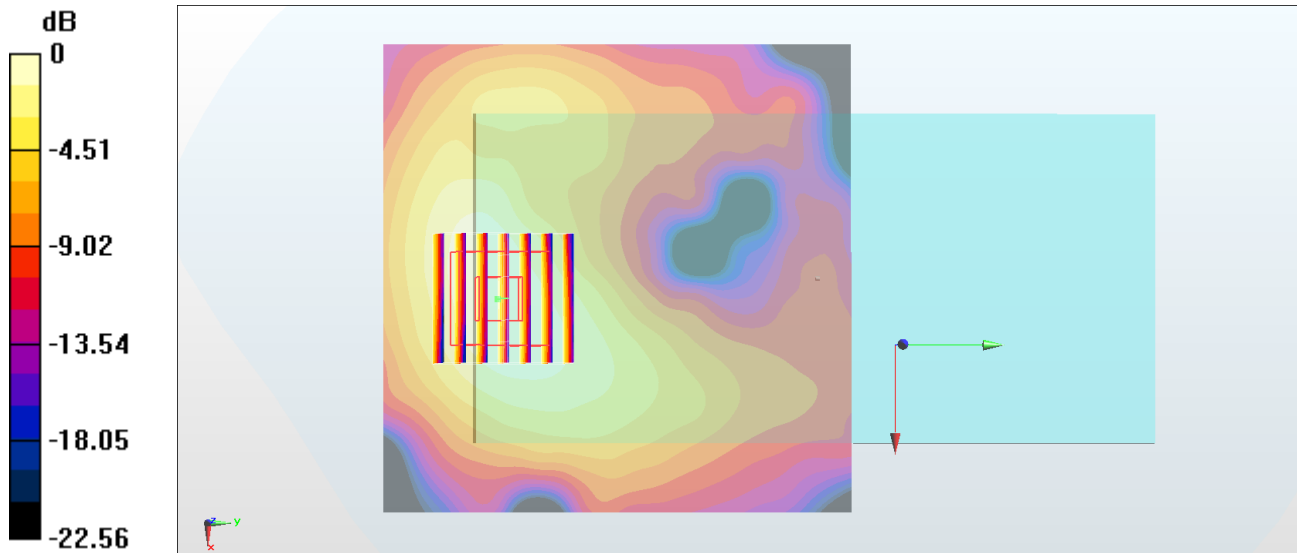
**Zoom Scan (7x7x7)/Cube 0:** Measurement grid: dx=5mm, dy=5mm, dz=5mm

Reference Value = 6.086 V/m; Power Drift = -0.05 dB

Peak SAR (extrapolated) = 0.0850 W/kg

**SAR(1 g) = 0.050 W/kg; SAR(10 g) = 0.029 W/kg**

Maximum value of SAR (measured) = 0.0722 W/kg



0 dB = 0.0722 W/kg = -11.41 dBW/kg

### #48\_LTE Band 41\_20M\_QPSK\_1\_0\_Front\_15mm\_Ch40770

Communication System: LTE ; Frequency: 2608 MHz;Duty Cycle: 1:1.59

Medium: MSL\_2600\_170721 Medium parameters used:  $f = 2608$  MHz;  $\sigma = 2.154$  S/m;  $\epsilon_r = 52.224$ ;  $\rho = 1000$  kg/m<sup>3</sup>

Ambient Temperature : 23.2 °C ; Liquid Temperature : 22.2 °C

DASY5 Configuration:

- Probe: ES3DV3 - SN3270; ConvF(4.12, 4.12, 4.12); Calibrated: 2016/8/26;
- Sensor-Surface: 3mm (Mechanical Surface Detection)
- Electronics: DAE4 Sn778; Calibrated: 2017/5/22
- Phantom: SAM\_Right; Type: QD000P40CD; Serial: 1884
- Measurement SW: DASY52, Version 52.8 (8);SEMCAD X Version 14.6.10 (7331)

**Area Scan (91x91x1):** Interpolated grid: dx=1.200 mm, dy=1.200 mm

Maximum value of SAR (interpolated) = 0.223 W/kg

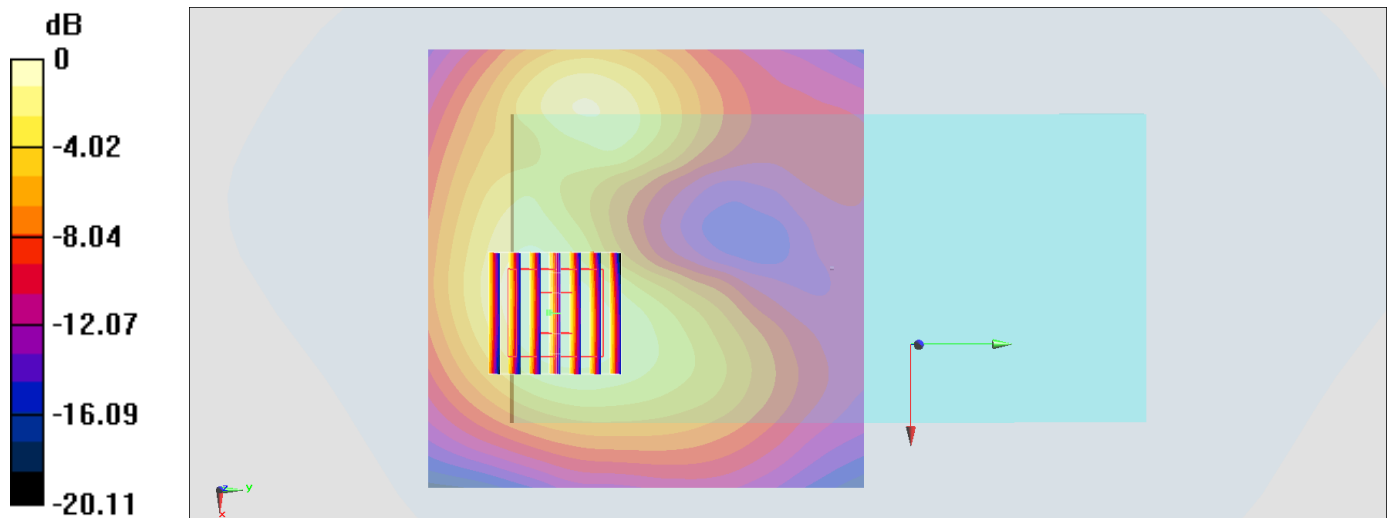
**Zoom Scan (7x7x7)/Cube 0:** Measurement grid: dx=5mm, dy=5mm, dz=5mm

Reference Value = 9.920 V/m; Power Drift = -0.01 dB

Peak SAR (extrapolated) = 0.314 W/kg

**SAR(1 g) = 0.177 W/kg; SAR(10 g) = 0.099 W/kg**

Maximum value of SAR (measured) = 0.216 W/kg



0 dB = 0.216 W/kg = -6.66 dBW/kg



**#49\_WLAN2.4GHz\_802.11b 1Mbps\_Back\_15mm\_Ch6;Ant 2**

Communication System: 802.11b; Frequency: 2437 MHz; Duty Cycle: 1:1.015

Medium: MSL\_2450\_170730 Medium parameters used :  $f = 2437$  MHz;  $\sigma = 1.952$  S/m;  $\epsilon_r = 54.5$ ;  $\rho = 1000$  kg/m<sup>3</sup>

Ambient Temperature : 23.7 °C; Liquid Temperature : 22.7 °C

DASY5 Configuration:

- Probe: EX3DV4 - SN3931; ConvF(7.73, 7.73, 7.73); Calibrated: 2016/10/3;
- Sensor-Surface: 1.4mm (Mechanical Surface Detection)
- Electronics: DAE4 Sn1424; Calibrated: 2017/2/16
- Phantom: SAM\_Right; Type: QD000P40CD; Serial: 1884
- Measurement SW: DASY52, Version 52.8 (8); SEMCAD X Version 14.6.10 (7331)

**Area Scan (91x71x1):** Interpolated grid: dx=1.200 mm, dy=1.200 mm

Maximum value of SAR (interpolated) = 0.0727 W/kg

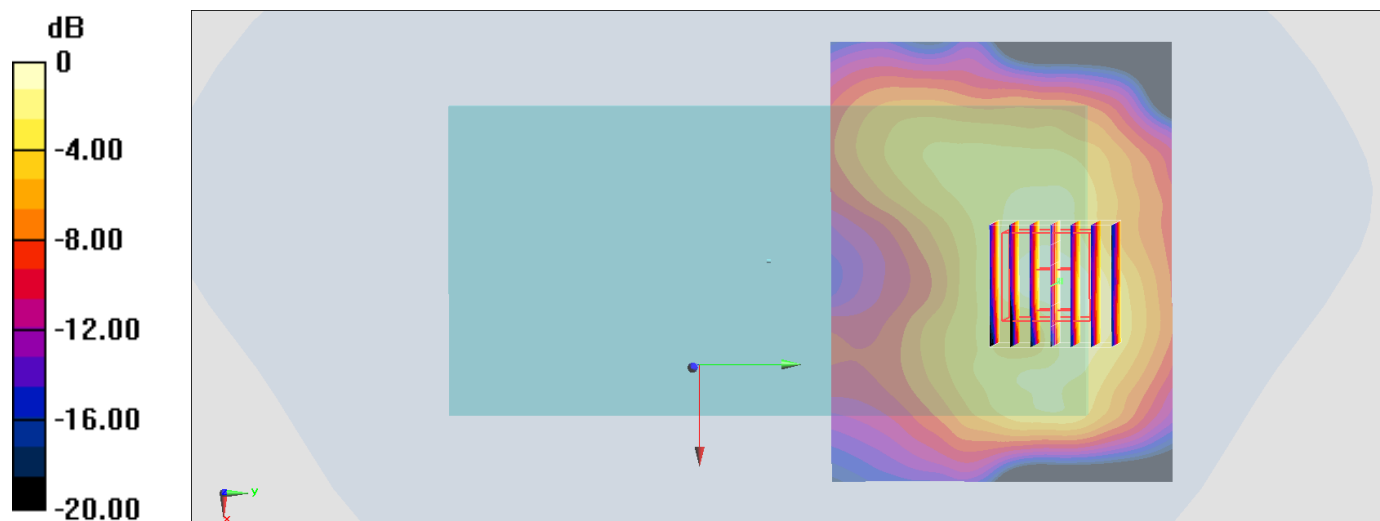
**Zoom Scan (7x7x7)/Cube 0:** Measurement grid: dx=5mm, dy=5mm, dz=5mm

Reference Value = 5.316 V/m; Power Drift = 0.12 dB

Peak SAR (extrapolated) = 0.0940 W/kg

**SAR(1 g) = 0.059 W/kg; SAR(10 g) = 0.026 W/kg**

Maximum value of SAR (measured) = 0.0763 W/kg



0 dB = 0.0763 W/kg = -11.17 dBW/kg

## #50\_WLAN5GHz\_802.11a 6Mbps\_Back\_15mm\_Ch60;Ant 2

Communication System: 802.11a; Frequency: 5300 MHz; Duty Cycle: 1:1.063

Medium: MSL\_5G\_170731 Medium parameters used:  $f = 5300$  MHz;  $\sigma = 5.556$  S/m;  $\epsilon_r = 46.793$ ;  $\rho = 1000$  kg/m<sup>3</sup>

Ambient Temperature : 23.7 °C; Liquid Temperature : 22.7 °C

DASY5 Configuration:

- Probe: EX3DV4 - SN3976; ConvF(4.87, 4.87, 4.87); Calibrated: 2017/2/21;
- Sensor-Surface: 1.4mm (Mechanical Surface Detection)
- Electronics: DAE4 Sn1424; Calibrated: 2017/2/16
- Phantom: SAM\_Right; Type: QD000P40CD; Serial: 1884
- Measurement SW: DASY52, Version 52.8 (8); SEMCAD X Version 14.6.10 (7331)

**Area Scan (101x91x1):** Interpolated grid: dx=1.000 mm, dy=1.000 mm

Maximum value of SAR (interpolated) = 0.184 W/kg

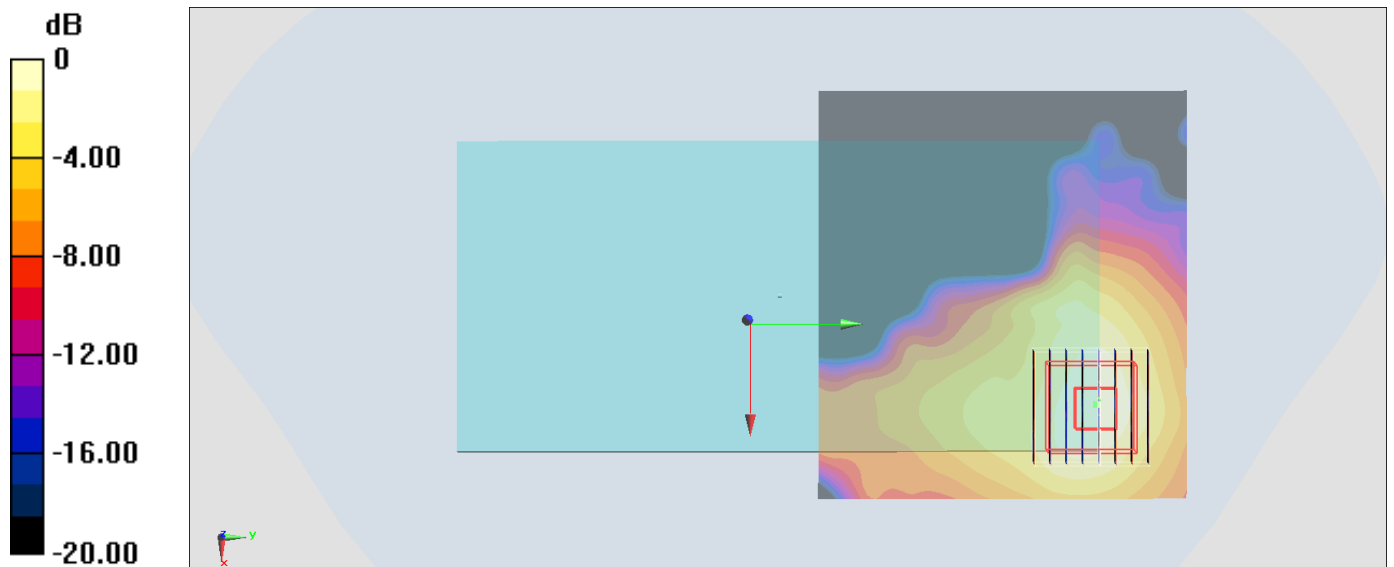
**Zoom Scan (8x8x7)/Cube 0:** Measurement grid: dx=4mm, dy=4mm, dz=1.4mm

Reference Value = 5.873 V/m; Power Drift = -0.12 dB

Peak SAR (extrapolated) = 0.308 W/kg

**SAR(1 g) = 0.079 W/kg; SAR(10 g) = 0.031 W/kg**

Maximum value of SAR (measured) = 0.181 W/kg



0 dB = 0.181 W/kg = -7.42 dBW/kg

## #51\_WLAN5GHz\_802.11a\_6Mbps\_Back\_15mm\_Ch144;Ant 2

Communication System: 802.11a ; Frequency: 5720 MHz;Duty Cycle: 1:1.063

Medium: MSL\_5G\_170802 Medium parameters used:  $f = 5720$  MHz;  $\sigma = 6.092$  S/m;  $\epsilon_r = 46.173$ ;  $\rho = 1000$  kg/m<sup>3</sup>

Ambient Temperature : 23.3 °C ; Liquid Temperature : 22.3 °C

### DASY5 Configuration:

- Probe: EX3DV4 - SN3976; ConvF(4.33, 4.33, 4.33); Calibrated: 2017/2/21;
- Sensor-Surface: 1.4mm (Mechanical Surface Detection)
- Electronics: DAE4 Sn1424; Calibrated: 2017/2/16
- Phantom: SAM\_Right; Type: QD000P40CD; Serial: 1884
- Measurement SW: DASY52, Version 52.8 (8);SEMCAD X Version 14.6.10 (7331)

**Area Scan (101x81x1):** Interpolated grid: dx=1.000 mm, dy=1.000 mm

Maximum value of SAR (interpolated) = 0.502 W/kg

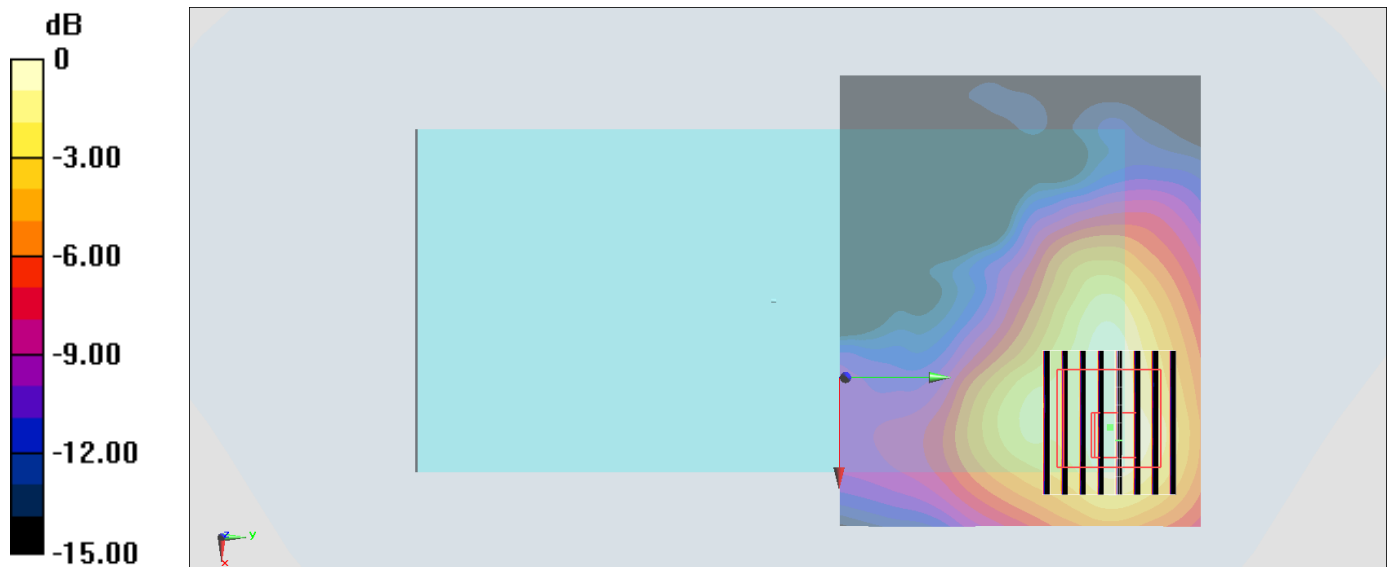
**Zoom Scan (9x8x7)/Cube 0:** Measurement grid: dx=4mm, dy=4mm, dz=1.4mm

Reference Value = 10.19 V/m; Power Drift = -0.07 dB

Peak SAR (extrapolated) = 0.827 W/kg

**SAR(1 g) = 0.217 W/kg; SAR(10 g) = 0.089 W/kg**

Maximum value of SAR (measured) = 0.498 W/kg



0 dB = 0.498 W/kg = -3.03 dBW/kg

## #52\_WLAN5GHz\_802.11n-HT40 MCS0\_Front\_15mm\_Ch151;Ant 2

Communication System: 802.11n; Frequency: 5755 MHz; Duty Cycle: 1:1.121

Medium: MSL\_5G\_170802 Medium parameters used:  $f = 5755$  MHz;  $\sigma = 6.14$  S/m;  $\epsilon_r = 46.097$ ;  $\rho = 1000$  kg/m<sup>3</sup>

Ambient Temperature : 23.3 °C ; Liquid Temperature : 22.3 °C

DASY5 Configuration:

- Probe: EX3DV4 - SN3976; ConvF(4.33, 4.33, 4.33); Calibrated: 2017/2/21;
- Sensor-Surface: 1.4mm (Mechanical Surface Detection)
- Electronics: DAE4 Sn1424; Calibrated: 2017/2/16
- Phantom: SAM\_Right; Type: QD000P40CD; Serial: 1884
- Measurement SW: DASY52, Version 52.8 (8); SEMCAD X Version 14.6.10 (7331)

**Area Scan (101x81x1):** Interpolated grid: dx=1.000 mm, dy=1.000 mm

Maximum value of SAR (interpolated) = 0.358 W/kg

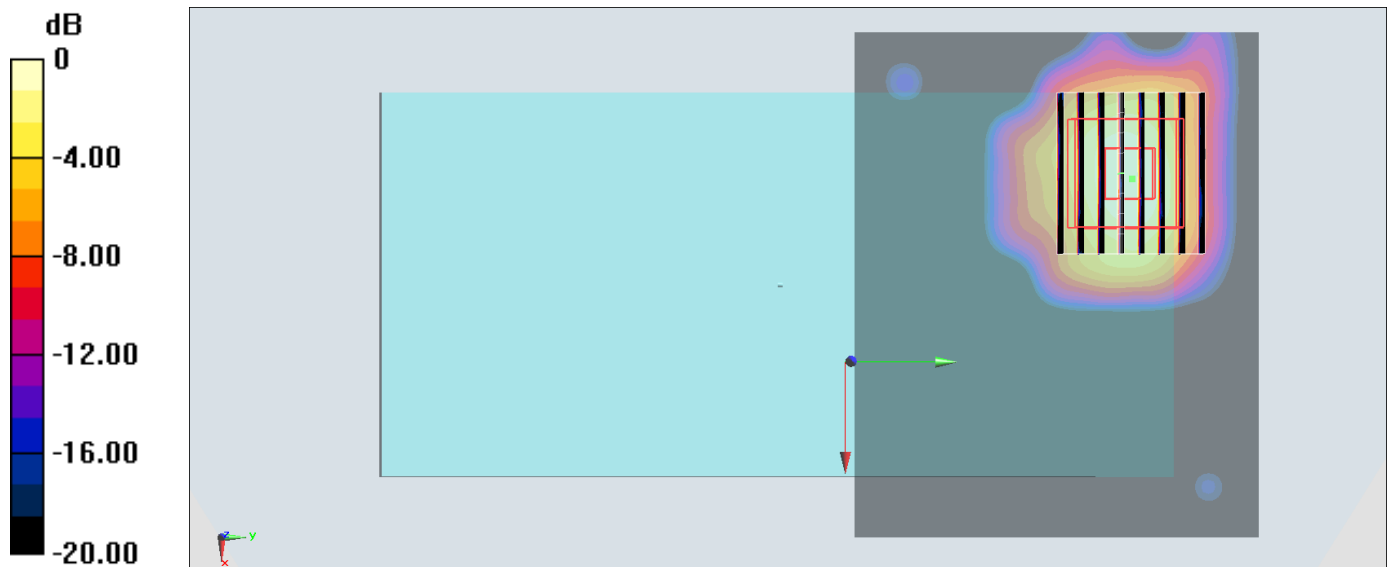
**Zoom Scan (9x8x7)/Cube 0:** Measurement grid: dx=4mm, dy=4mm, dz=1.4mm

Reference Value = 8.943 V/m; Power Drift = -0.11 dB

Peak SAR (extrapolated) = 0.661 W/kg

**SAR(1 g) = 0.155 W/kg; SAR(10 g) = 0.052 W/kg**

Maximum value of SAR (measured) = 0.361 W/kg



0 dB = 0.361 W/kg = -4.42 dBW/kg

## #53\_Bluetooth\_1Mbps\_Back\_15mm\_Ch39

Communication System: Bluetooth; Frequency: 2441 MHz; Duty Cycle: 1:1.2

Medium: MSL\_2450\_170730 Medium parameters used :  $f = 2441$  MHz;  $\sigma = 1.957$  S/m;  $\epsilon_r = 54.488$ ;

$\rho = 1000$  kg/m<sup>3</sup>

Ambient Temperature : 23.7 °C; Liquid Temperature : 22.7 °C

DASY5 Configuration:

- Probe: EX3DV4 - SN3931; ConvF(7.73, 7.73, 7.73); Calibrated: 2016/10/3;
- Sensor-Surface: 1.4mm (Mechanical Surface Detection)
- Electronics: DAE4 Sn1424; Calibrated: 2017/2/16
- Phantom: SAM\_Right; Type: QD000P40CD; Serial: 1884
- Measurement SW: DASY52, Version 52.8 (8); SEMCAD X Version 14.6.10 (7331)

**Area Scan (91x61x1):** Interpolated grid: dx=1.200 mm, dy=1.200 mm

Maximum value of SAR (interpolated) = 0.0121 W/kg

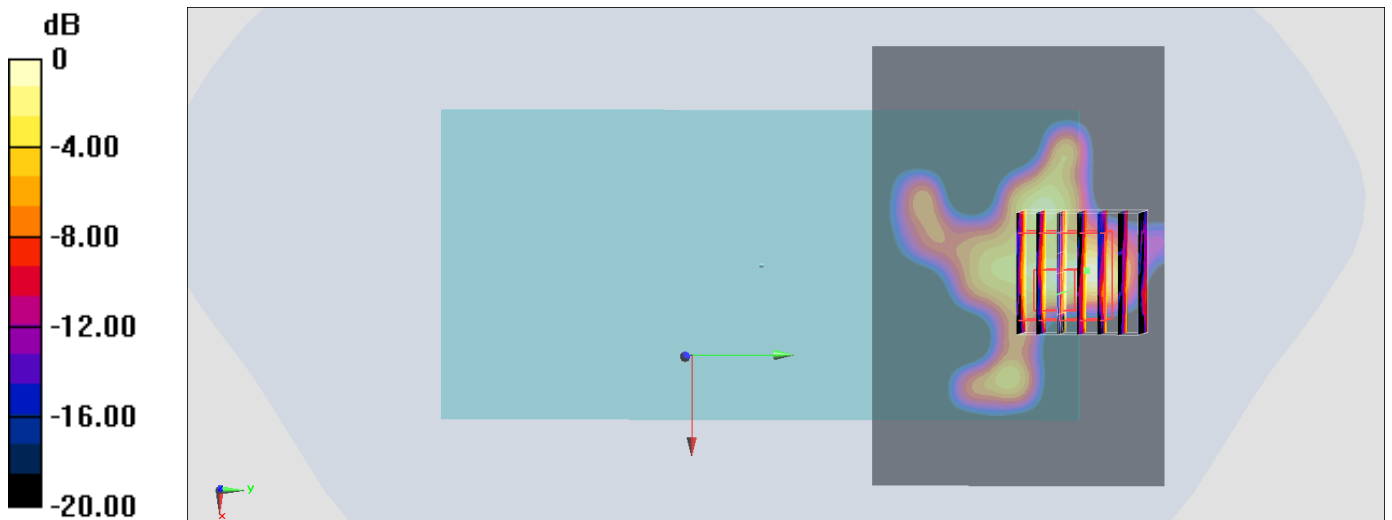
**Zoom Scan (7x7x7)/Cube 0:** Measurement grid: dx=5mm, dy=5mm, dz=5mm

Reference Value = 1.546 V/m; Power Drift = 0.18 dB

Peak SAR (extrapolated) = 0.0320 W/kg

**SAR(1 g) = 0.00827 W/kg; SAR(10 g) = 0.00358 W/kg**

Maximum value of SAR (measured) = 0.0134 W/kg



0 dB = 0.0134 W/kg = -18.73 dBW/kg

## #54\_LTE Band 7\_20M\_QPSK\_1\_0\_Bottom Side\_0mm\_Ch21100

Communication System: LTE; Frequency: 2535 MHz; Duty Cycle: 1:1

Medium: MSL\_2600\_170721 Medium parameters used:  $f = 2535$  MHz;  $\sigma = 2.051$  S/m;  $\epsilon_r = 52.455$ ;  $\rho = 1000$  kg/m<sup>3</sup>

Ambient Temperature : 23.2 °C; Liquid Temperature : 22.2 °C

DASY5 Configuration:

- Probe: ES3DV3 - SN3270; ConvF(4.12, 4.12, 4.12); Calibrated: 2016/8/26;
- Sensor-Surface: 3mm (Mechanical Surface Detection)
- Electronics: DAE4 Sn778; Calibrated: 2017/5/22
- Phantom: SAM\_Right; Type: QD000P40CD; Serial: 1884
- Measurement SW: DASY52, Version 52.8 (8); SEMCAD X Version 14.6.10 (7331)

**Area Scan (51x81x1):** Interpolated grid: dx=1.200 mm, dy=1.200 mm

Maximum value of SAR (interpolated) = 9.11 W/kg

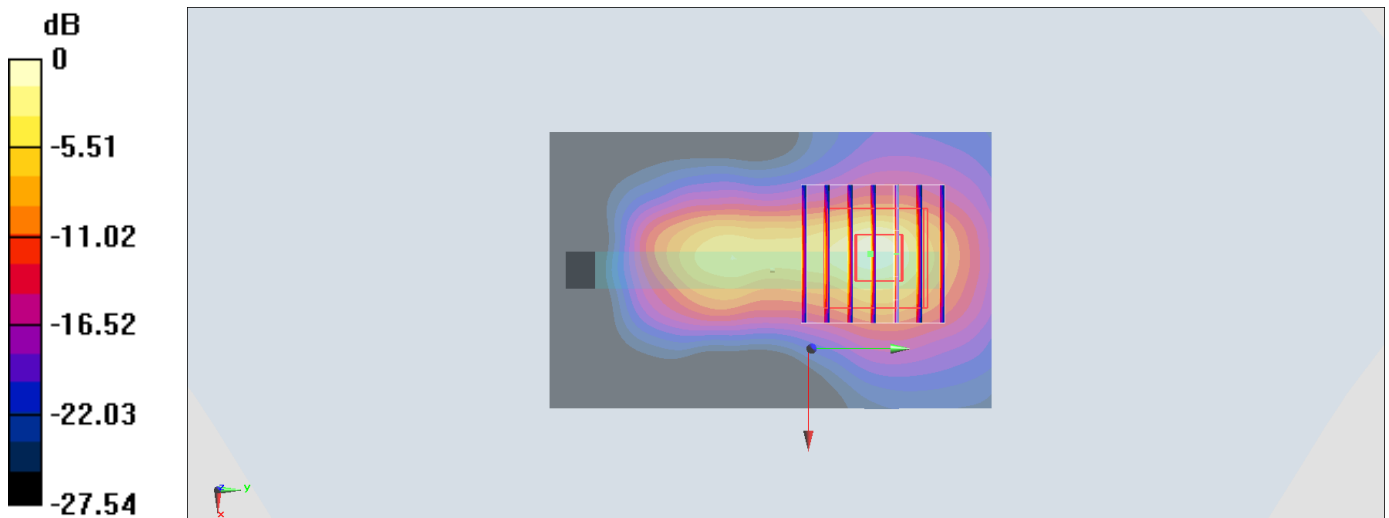
**Zoom Scan (7x7x7)/Cube 0:** Measurement grid: dx=5mm, dy=5mm, dz=5mm

Reference Value = 24.59 V/m; Power Drift = -0.02 dB

Peak SAR (extrapolated) = 21.4 W/kg

**SAR(1 g) = 6.63 W/kg; SAR(10 g) = 2.13 W/kg**

Maximum value of SAR (measured) = 10.3 W/kg



0 dB = 10.3 W/kg = 10.13 dBW/kg

### #55\_WLAN5GHz\_802.11a 6Mbps\_Back\_0mm\_Ch60;Ant 2

Communication System: 802.11a; Frequency: 5300 MHz; Duty Cycle: 1:1.063

Medium: MSL\_5G\_170731 Medium parameters used:  $f = 5300$  MHz;  $\sigma = 5.556$  S/m;  $\epsilon_r = 46.793$ ;  $\rho = 1000$  kg/m<sup>3</sup>

B n c j f b U n q f s b 0 2.7 10E< M j r U j f e n q f s b 0 2.7 10E

#### DASY5 Configuration:

- Probe: EX3DV4 - SN3976; ConvF(4.87, 4.87, 4.87); Calibrated: 2017/2/21;
- Sensor-Surface: 1.4mm (Mechanical Surface Detection)
- Electronics: DAE4 Sn1424; Calibrated: 2017/2/16
- Phantom: SAM\_Right; Type: QD000P40CD; Serial: 1884
- Measurement SW: DASY52, Version 52.8 (8); SEMCAD X Version 14.6.10 (7331)

**Area Scan (101x91x1):** Interpolated grid: dx=1.000 mm, dy=1.000 mm

Maximum value of SAR (interpolated) = 16.2 W/kg

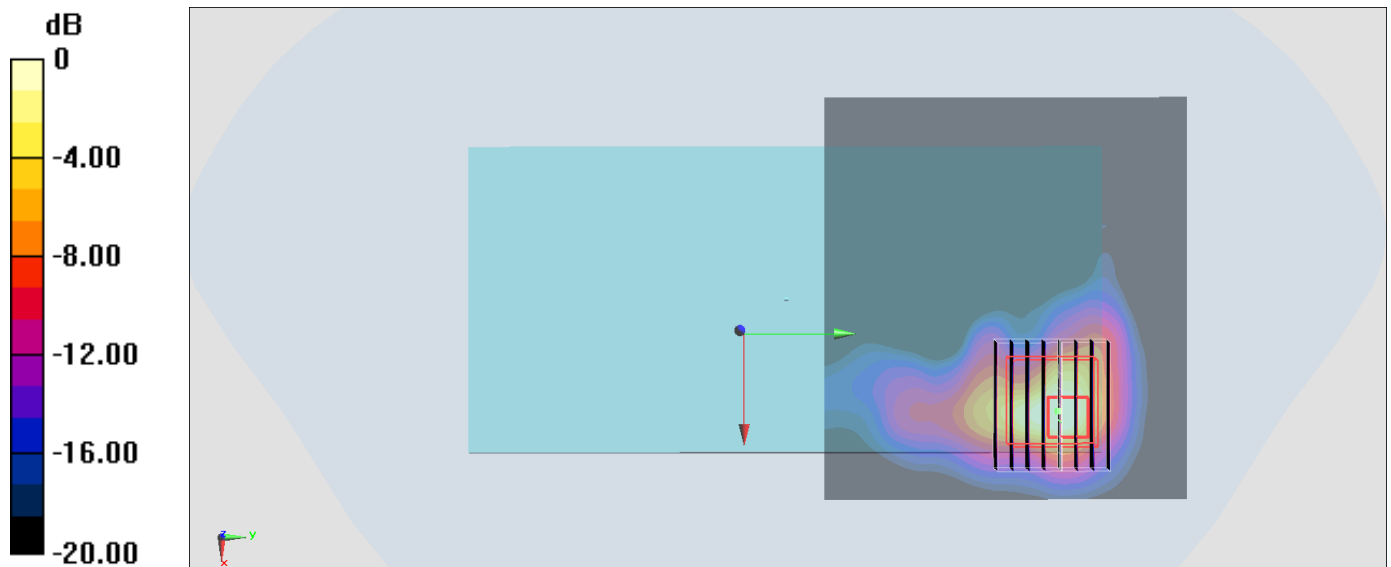
**Zoom Scan (9x8x7)/Cube 0:** Measurement grid: dx=4mm, dy=4mm, dz=1.4mm

Reference Value = 36.75 V/m; Power Drift = -0.14 dB

Peak SAR (extrapolated) = 26.6 W/kg

**SAR(1 g) = 4.55 W/kg; SAR(10 g) = 1.33 W/kg**

Maximum value of SAR (measured) = 12.6 W/kg



0 dB = 12.6 W/kg = 11.00 dBW/kg

## #56\_WLAN5GHz\_802.11a\_6Mbps\_Back\_0mm\_Ch144;Ant 2

Communication System: 802.11a ; Frequency: 5720 MHz;Duty Cycle: 1:1.063

Medium: MSL\_5G\_170802 Medium parameters used:  $f = 5720$  MHz;  $\sigma = 6.092$  S/m;  $\epsilon_r = 46.173$ ;  $\rho = 1000$  kg/m<sup>3</sup>

Bn c j f ou U f n q f s o u v s p É 2.3 W 4 M r v j e! U f n q f s o u v s p É 2.3 W

### DASY5 Configuration:

- Probe: EX3DV4 - SN3976; ConvF(4.33, 4.33, 4.33); Calibrated: 2017/2/21;
- Sensor-Surface: 1.4mm (Mechanical Surface Detection)
- Electronics: DAE4 Sn1424; Calibrated: 2017/2/16
- Phantom: SAM\_Right; Type: QD000P40CD; Serial: 1884
- Measurement SW: DASY52, Version 52.8 (8);SEMCAD X Version 14.6.10 (7331)

**Area Scan (101x81x1):** Interpolated grid: dx=1.000 mm, dy=1.000 mm

Maximum value of SAR (interpolated) = 15.4 W/kg

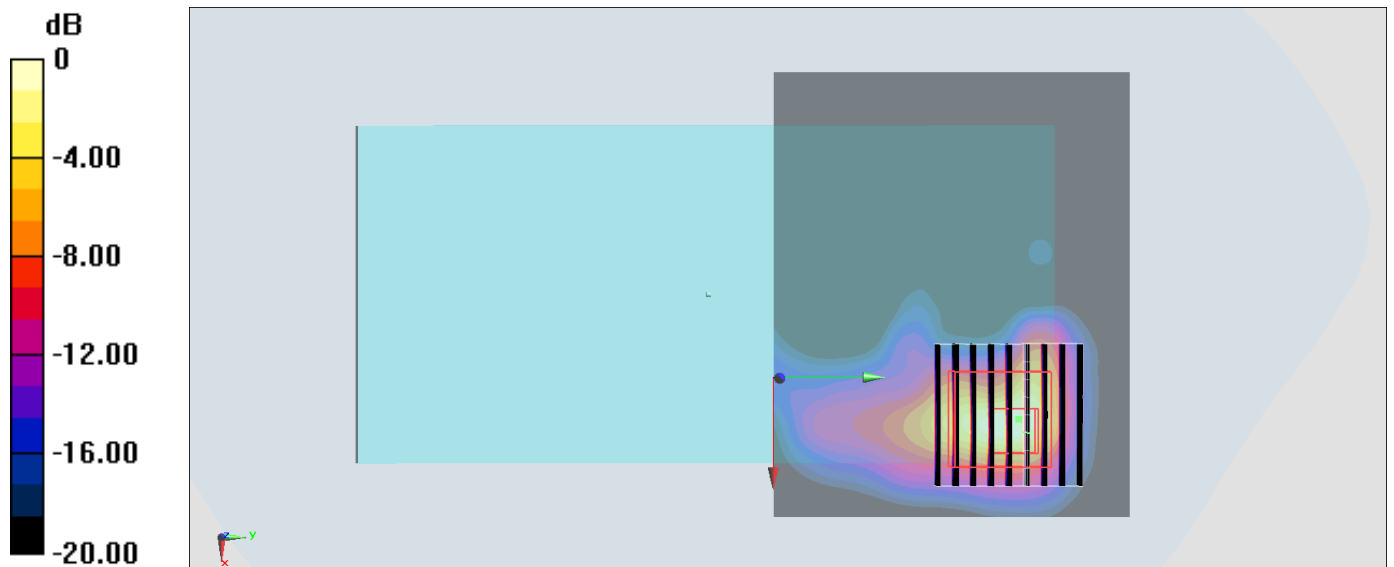
**Zoom Scan (9x9x7)/Cube 0:** Measurement grid: dx=4mm, dy=4mm, dz=1.4mm

Reference Value = 55.14 V/m; Power Drift = -0.11 dB

Peak SAR (extrapolated) = 31.6 W/kg

**SAR(1 g) = 5.35 W/kg; SAR(10 g) = 1.62 W/kg**

Maximum value of SAR (measured) = 15.9 W/kg



0 dB = 15.9 W/kg = 12.01 dBW/kg