

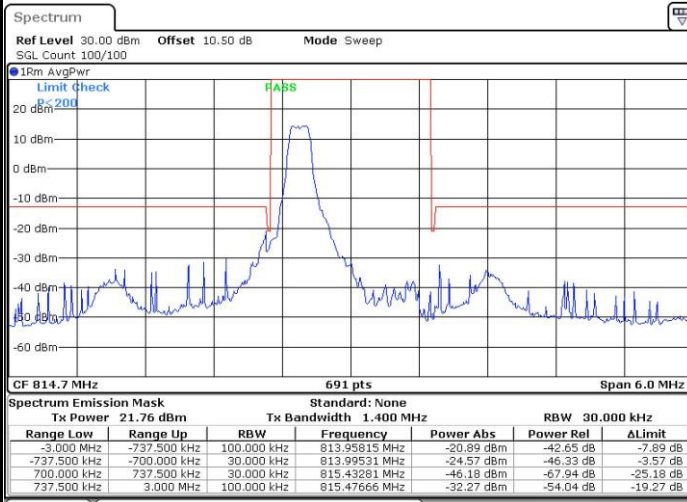


**Conducted Band Edge**



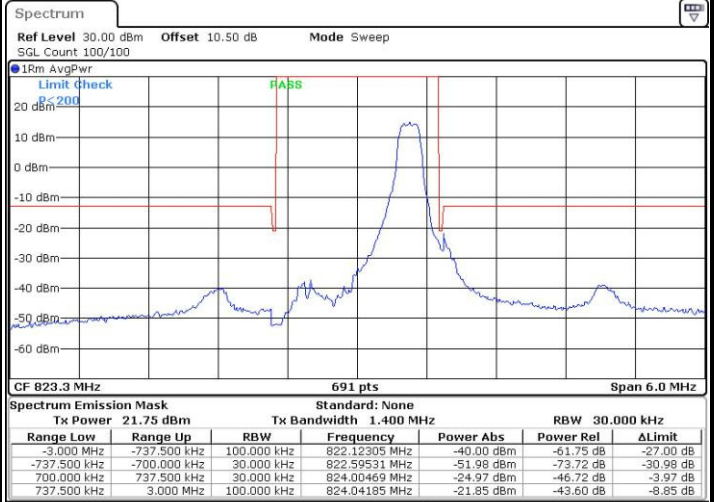
LTE Band 26 / 1.4MHz / QPSK

Lowest Band Edge / 1RB



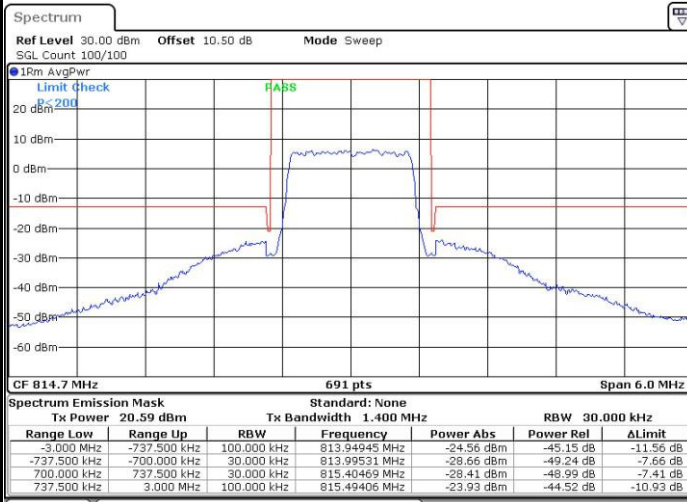
Date: 27.JUL.2016 13:52:54

Highest Band Edge / 1RB



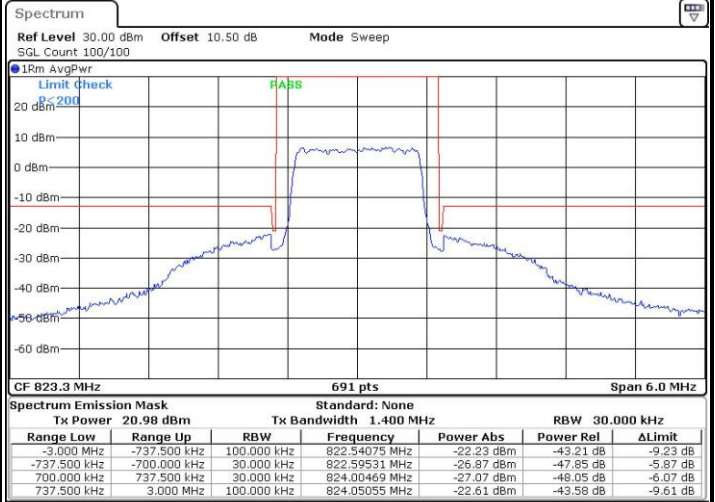
Date: 27.JUL.2016 13:57:40

Lowest Band Edge / Full RB



Date: 27.JUL.2016 13:55:16

Highest Band Edge / Full RB

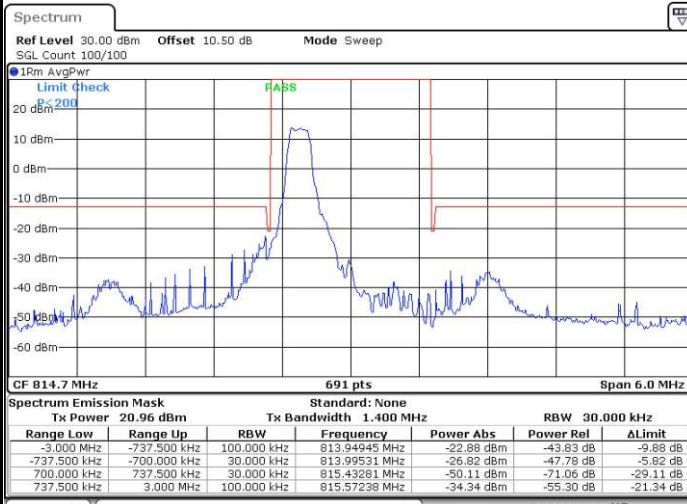


Date: 27.JUL.2016 14:00:03



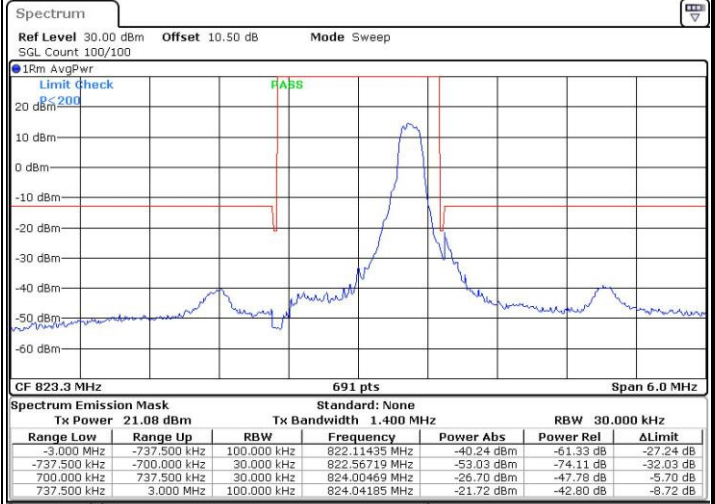
LTE Band 26 / 1.4MHz / 16QAM

Lowest Band Edge / 1 RB



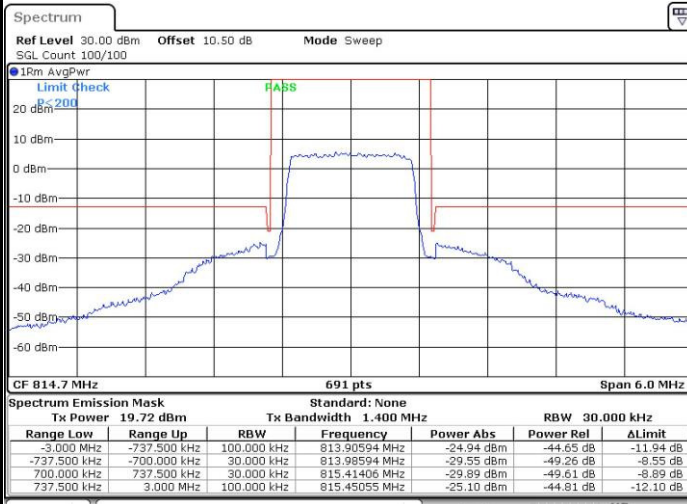
Date: 27.JUL.2016 13:54:05

Highest Band Edge / 1 RB



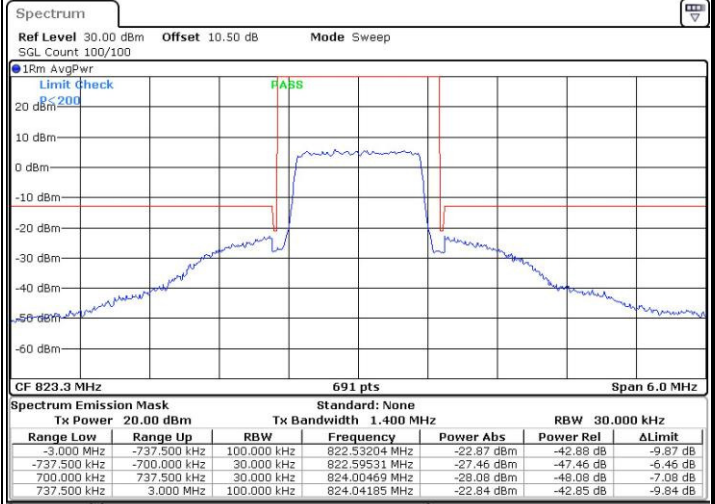
Date: 27.JUL.2016 13:58:51

Lowest Band Edge / Full RB



Date: 27.JUL.2016 13:56:27

Highest Band Edge / Full RB

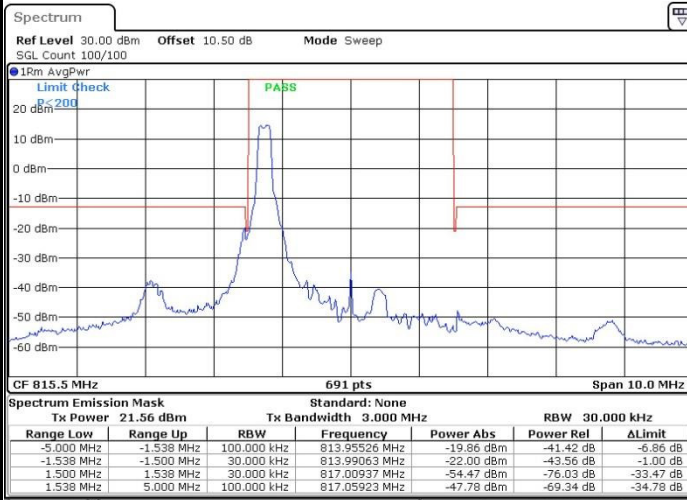


Date: 27.JUL.2016 14:01:15



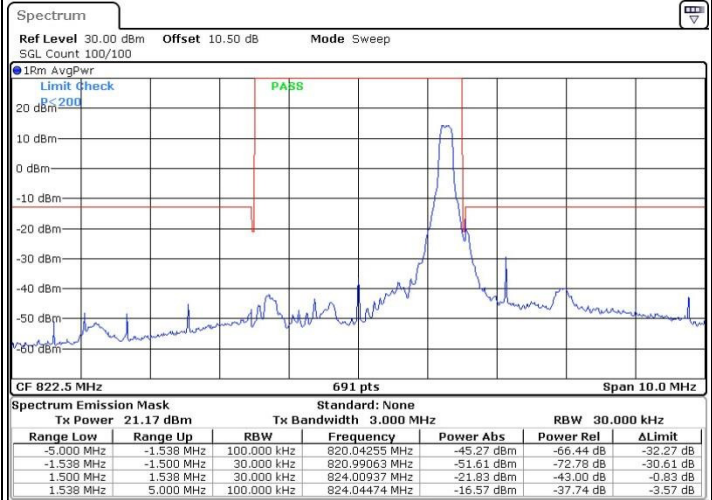
LTE Band 26 / 3MHz / QPSK

Lowest Band Edge / 1RB



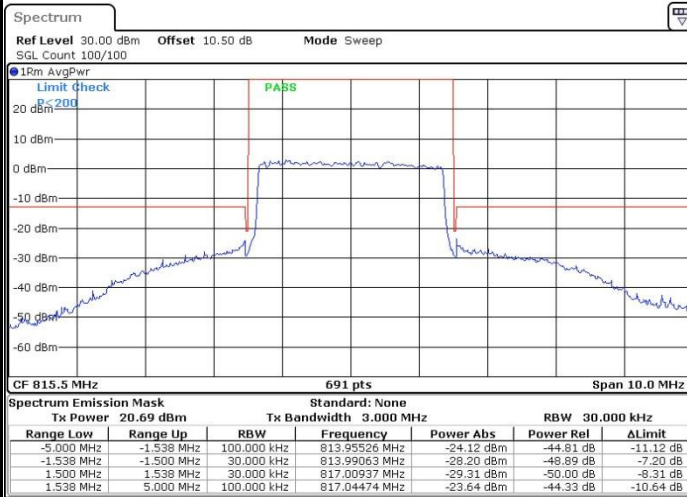
Date: 27.JUL.2016 14:04:03

Highest Band Edge / 1 RB



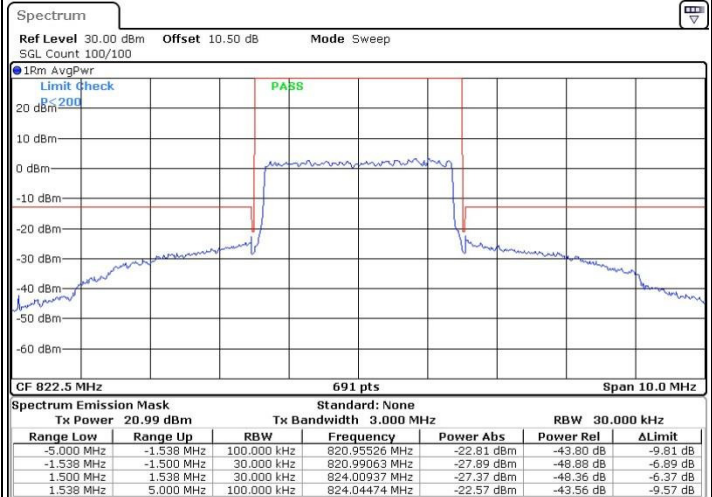
Date: 27.JUL.2016 14:08:53

Lowest Band Edge / Full RB



Date: 27.JUL.2016 14:06:27

Highest Band Edge / Full RB

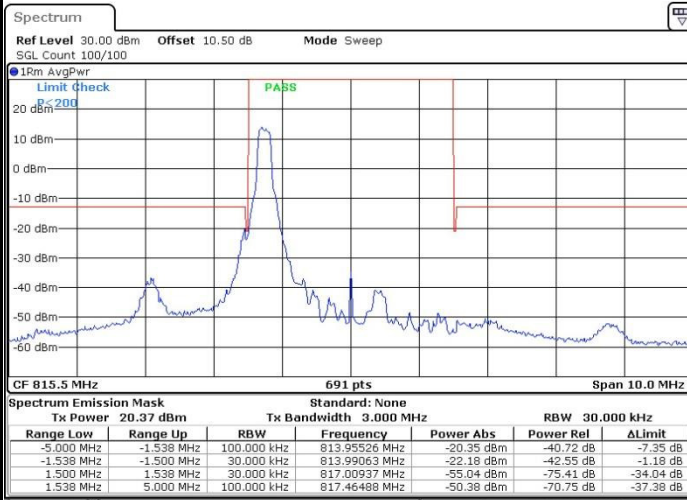


Date: 27.JUL.2016 14:11:19



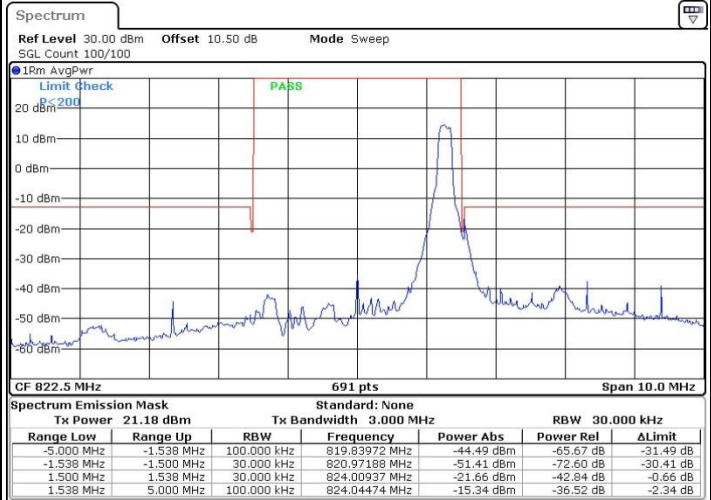
LTE Band 26 / 3MHz / 16QAM

Lowest Band Edge / 1 RB



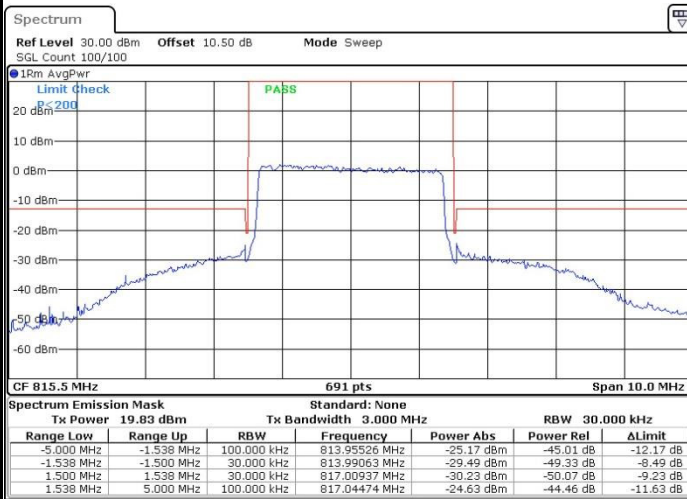
Date: 27.JUL.2016 14:05:15

Highest Band Edge / 1 RB



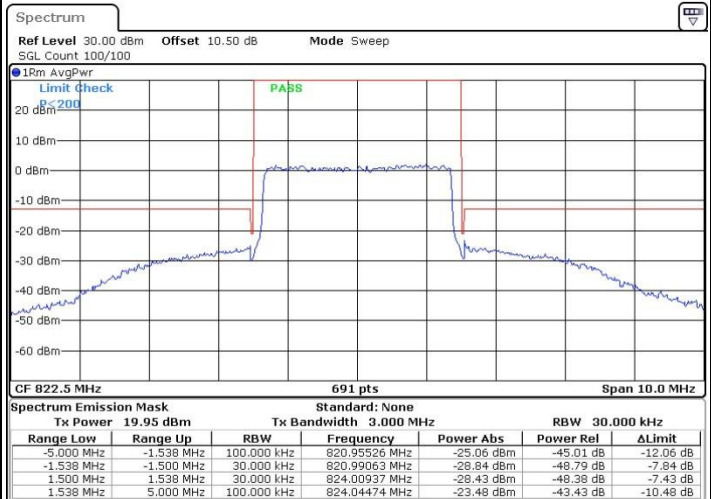
Date: 27.JUL.2016 14:10:06

Lowest Band Edge / Full RB



Date: 27.JUL.2016 14:07:40

Highest Band Edge / Full RB

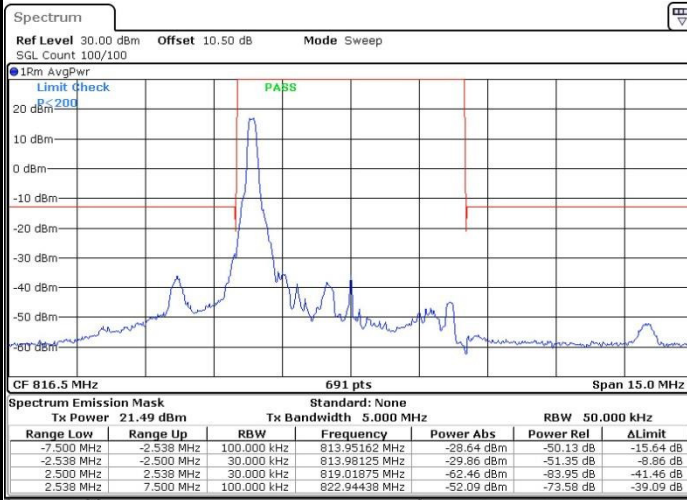


Date: 27.JUL.2016 14:12:32



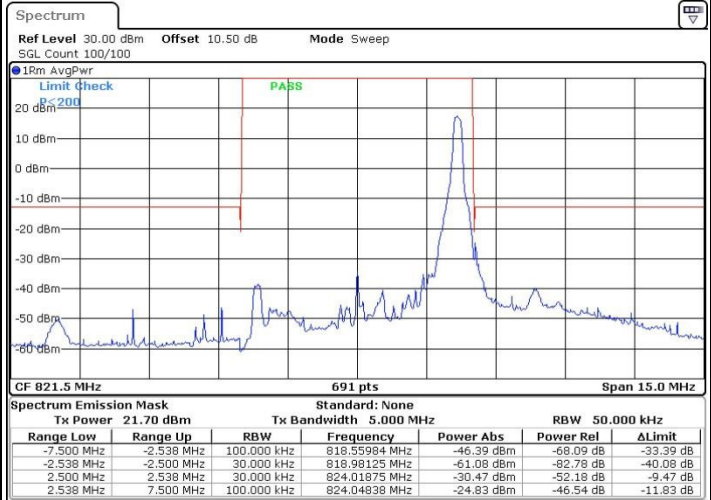
LTE Band 26 / 5MHz / QPSK

Lowest Band Edge / 1 RB



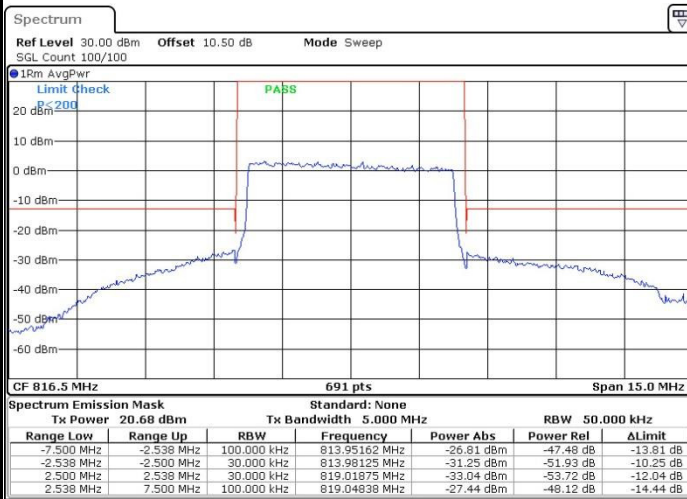
Date: 27.JUL.2016 14:13:43

Highest Band Edge / 1 RB



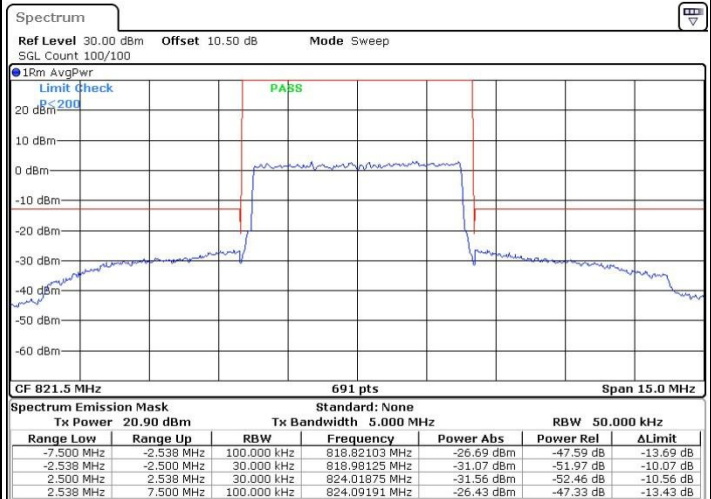
Date: 27.JUL.2016 14:18:29

Lowest Band Edge / Full RB



Date: 27.JUL.2016 14:16:06

Highest Band Edge / Full RB



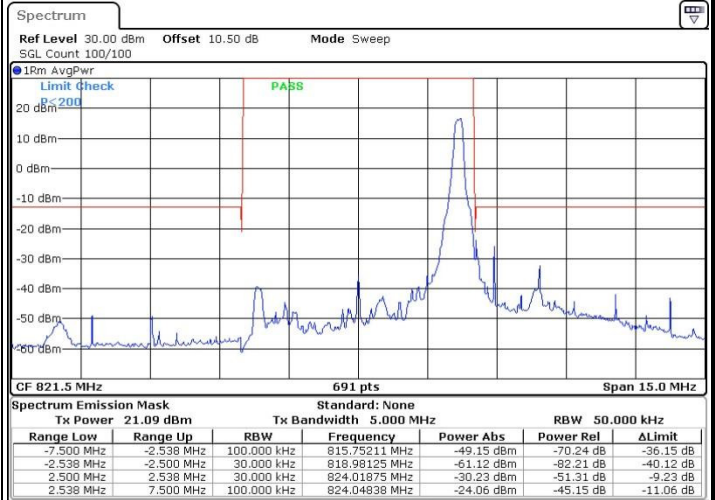
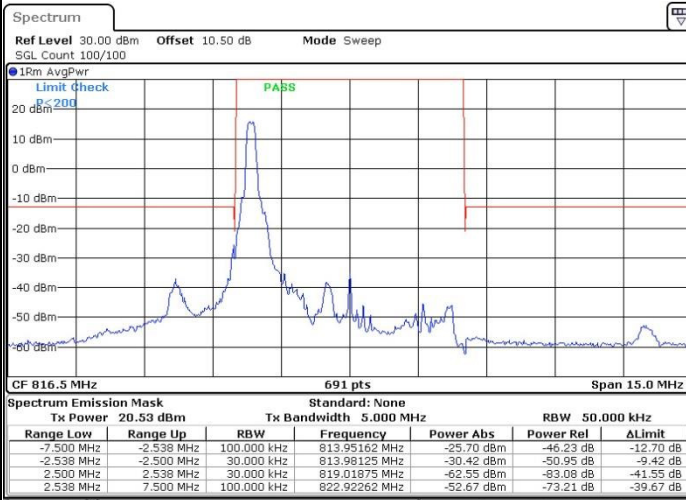
Date: 27.JUL.2016 14:20:52



LTE Band 26 / 5MHz / 16QAM

Lowest Band Edge / 1RB

Highest Band Edge / 1 RB

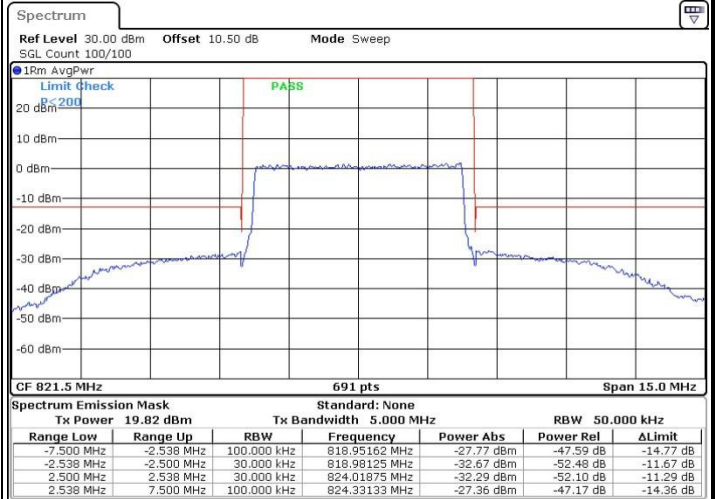
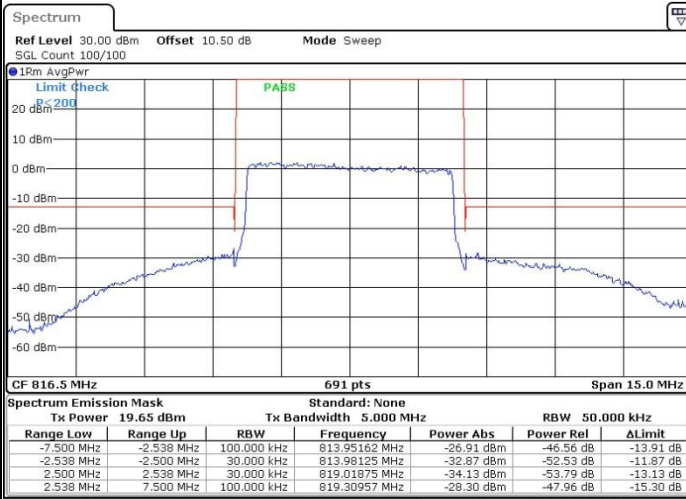


Date: 27.JUL.2016 14:14:54

Date: 27.JUL.2016 14:19:40

Lowest Band Edge / Full RB

Highest Band Edge / Full RB



Date: 27.JUL.2016 14:17:17

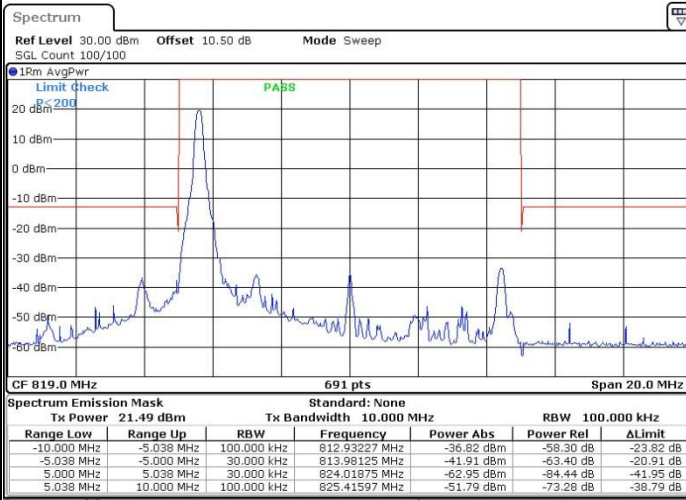
Date: 27.JUL.2016 14:22:04



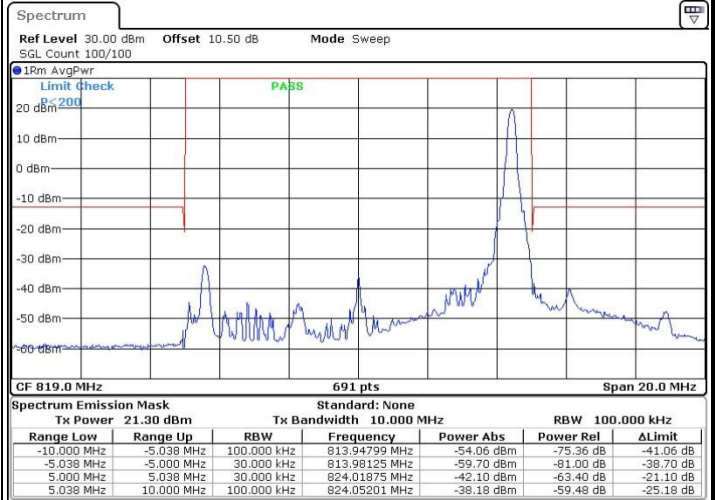
LTE Band 26 / 10MHz / QPSK

Lowest Band Edge / 1 RB

Highest Band Edge / 1 RB

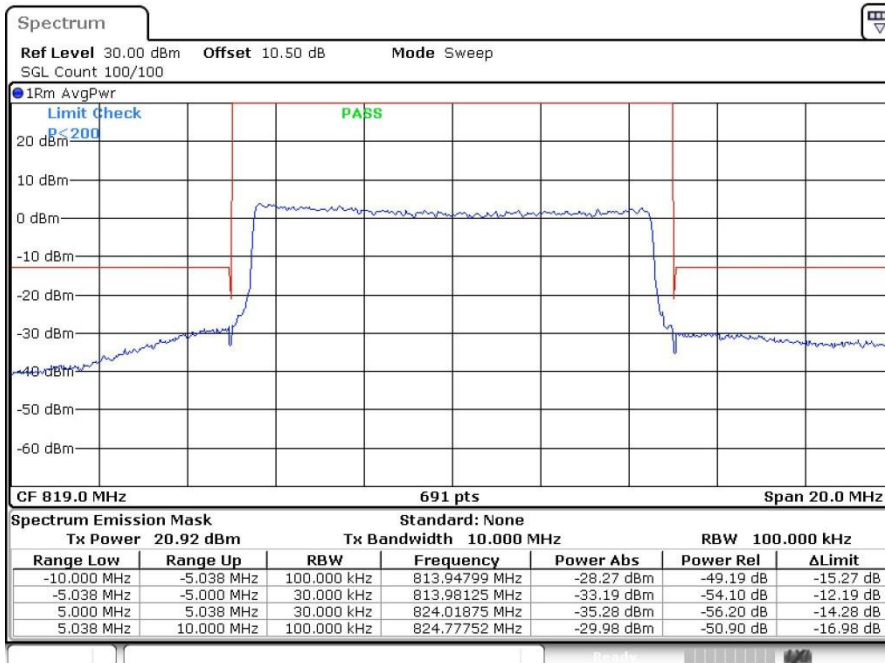


Date: 27.JUL.2016 14:28:24



Date: 27.JUL.2016 14:30:45

Band Edge / Full RB



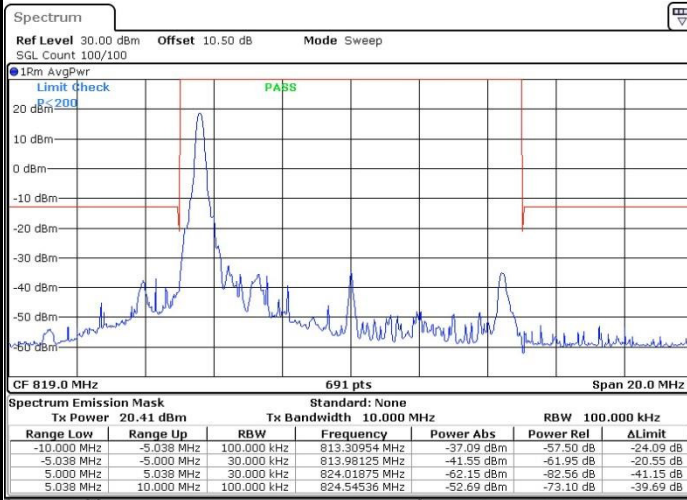
Date: 27.JUL.2016 14:33:06





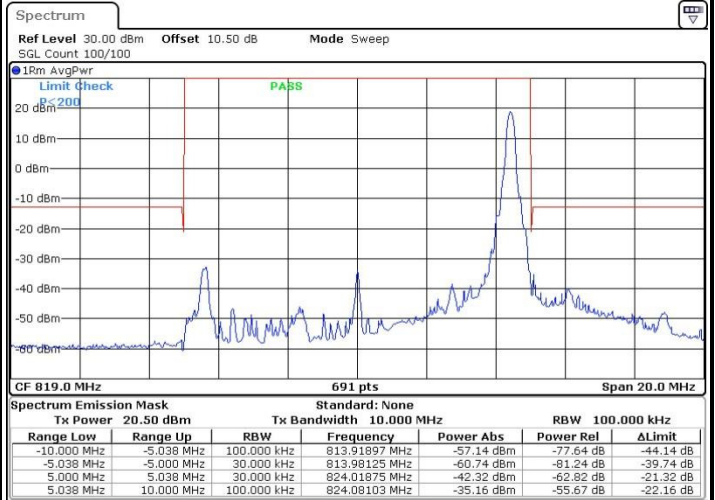
LTE Band 26 / 10MHz / 16QAM

Lowest Band Edge / 1 RB



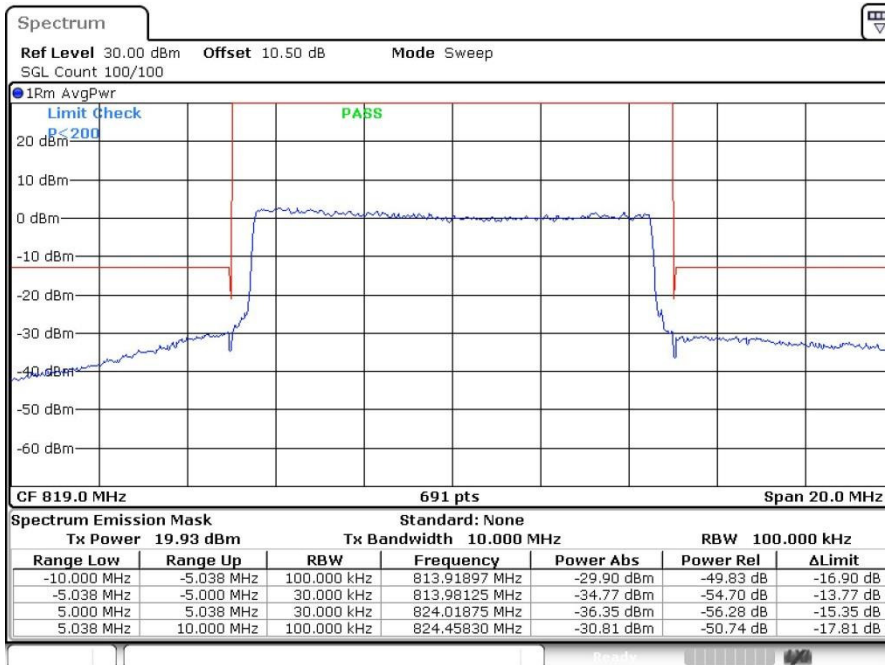
Date: 27.JUL.2016 14:29:34

Highest Band Edge / 1 RB



Date: 27.JUL.2016 14:31:55

Band Edge / Full RB

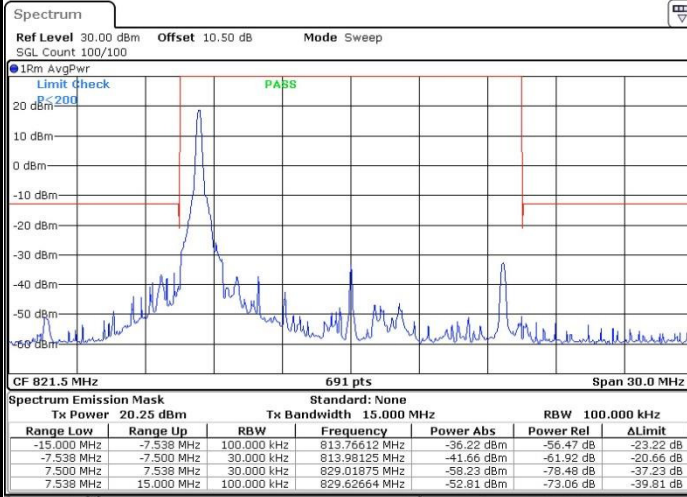


Date: 27.JUL.2016 14:34:17



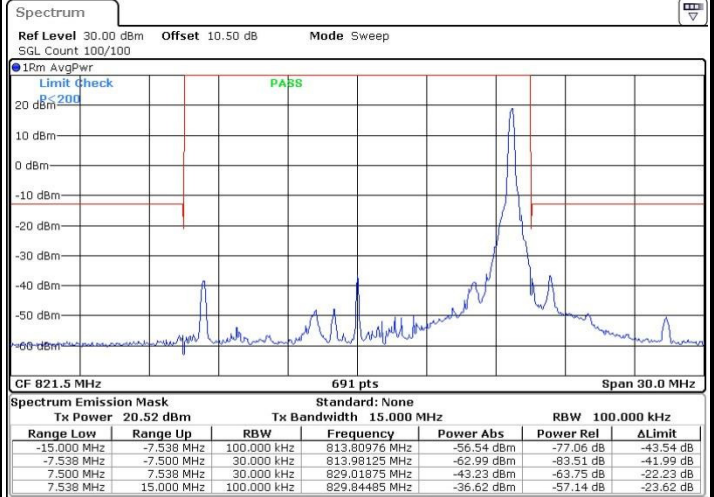
LTE Band 26 / 15MHz QPSK

Lowest Band Edge / 1 RB



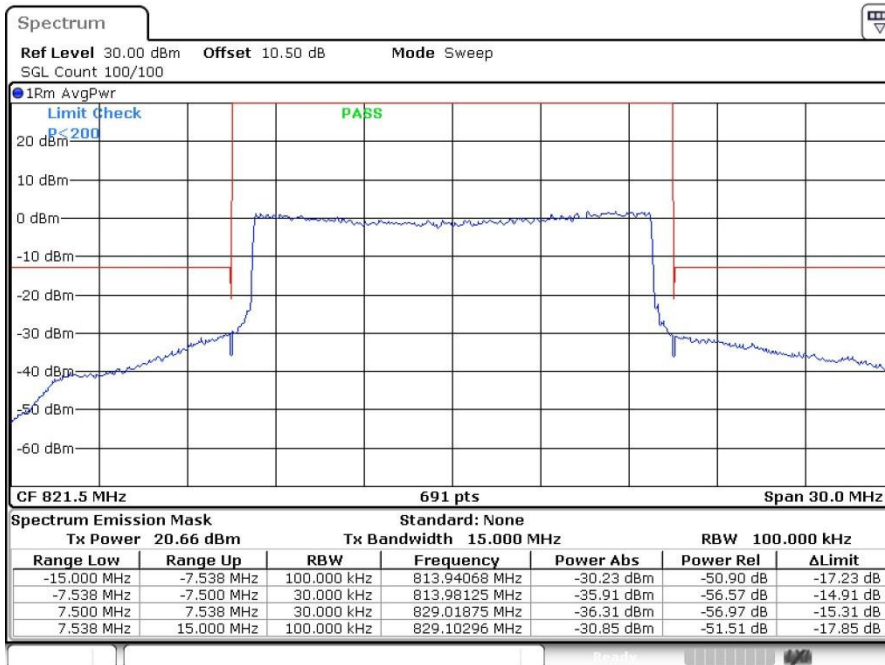
Date: 27.JUL.2016 16:06:50

Lowest Band Edge / Full RB



Date: 27.JUL.2016 16:09:11

Band Edge / Full RB

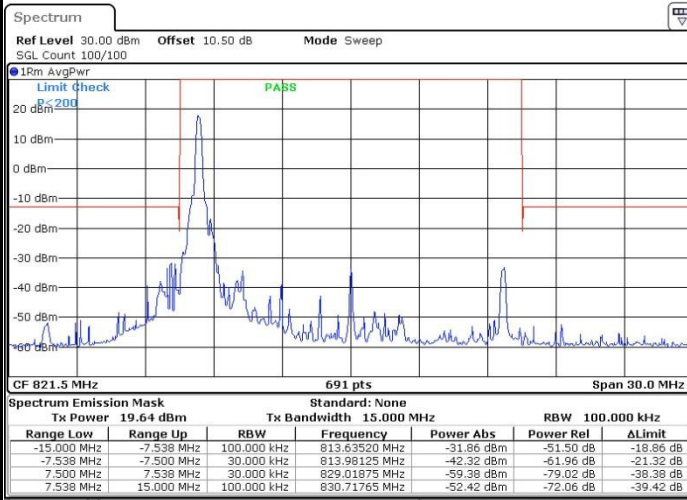


Date: 27.JUL.2016 16:11:31



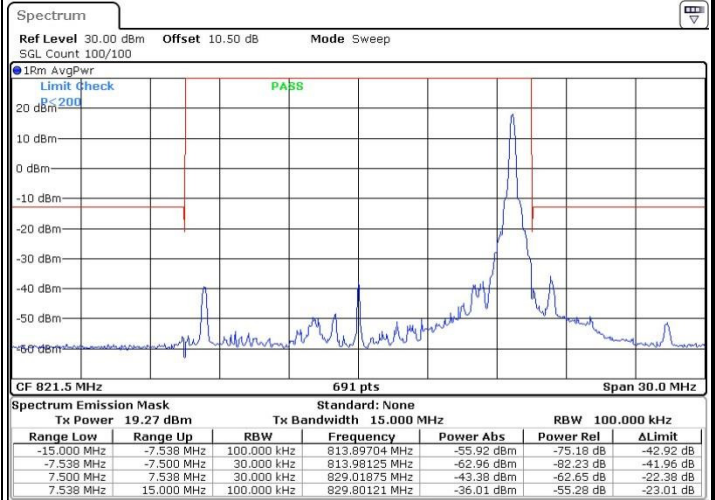
LTE Band 26 / 15MHz 16QAM

Lowest Band Edge / 1 RB



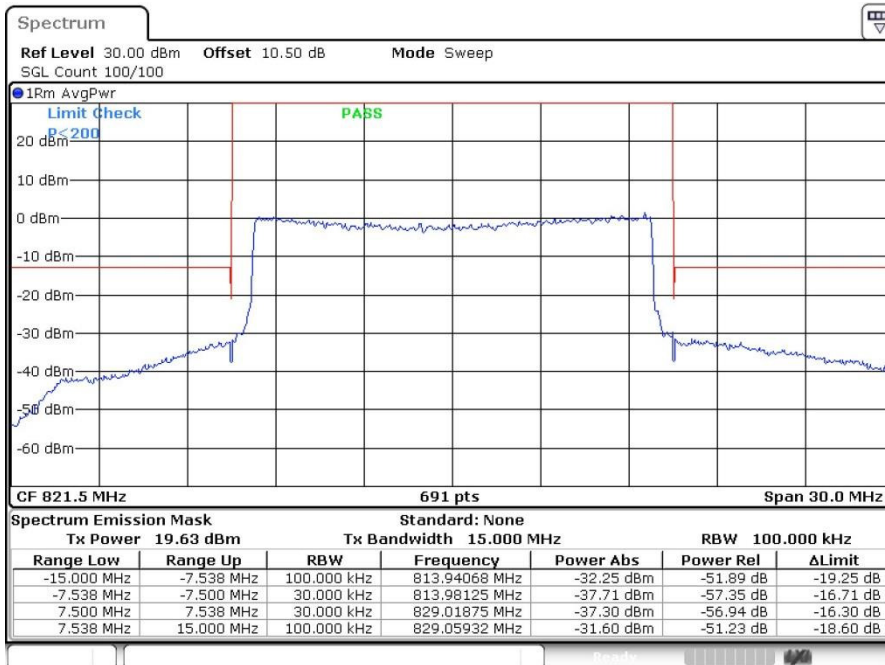
Date: 27.JUL.2016 16:08:00

Lowest Band Edge / Full RB



Date: 27.JUL.2016 16:10:21

Band Edge / Full RB



Date: 27.JUL.2016 16:18:09

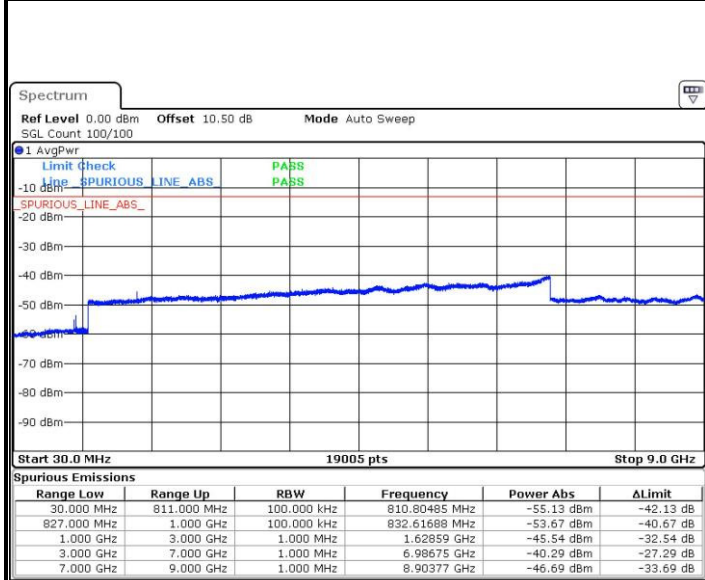


**Conducted Spurious Emission**



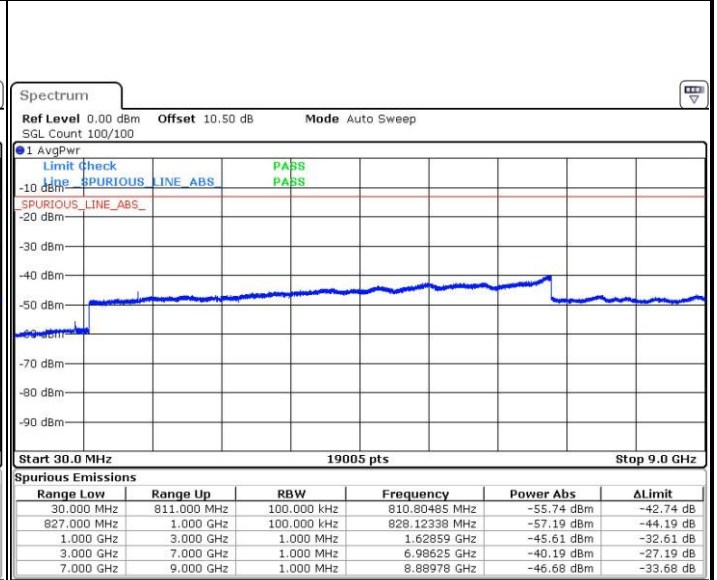
LTE Band 26 / 1.4MHz

Lowest Channel / QPSK



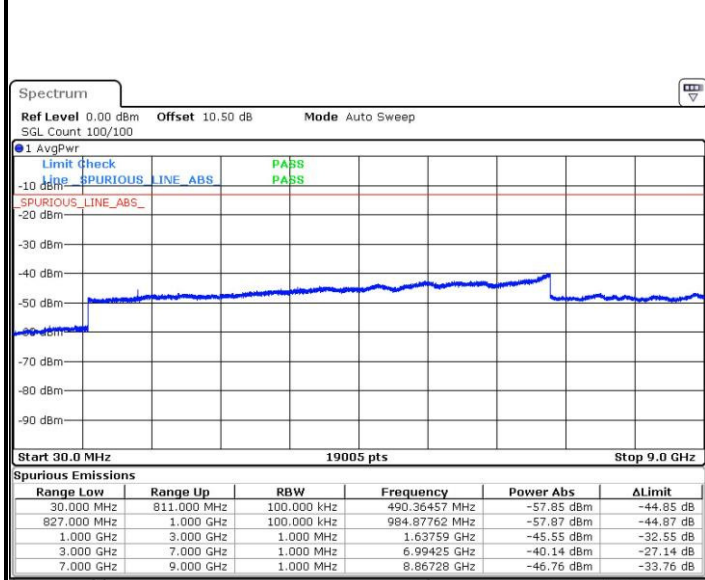
Date: 27.JUL.2016 15:43:09

Lowest Channel / 16QAM



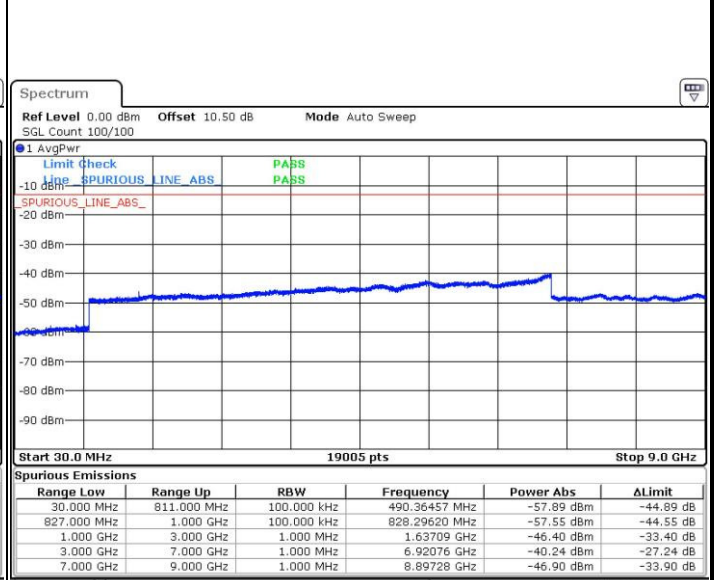
Date: 27.JUL.2016 15:44:07

Middle Channel / QPSK



Date: 27.JUL.2016 15:45:04

Middle Channel / 16QAM

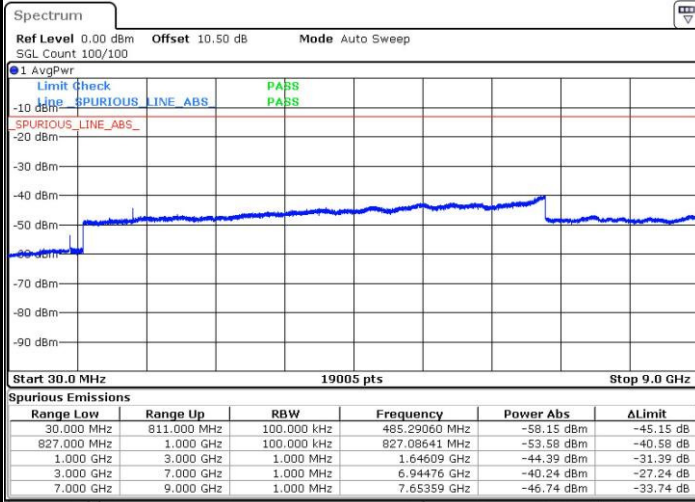


Date: 27.JUL.2016 15:46:02



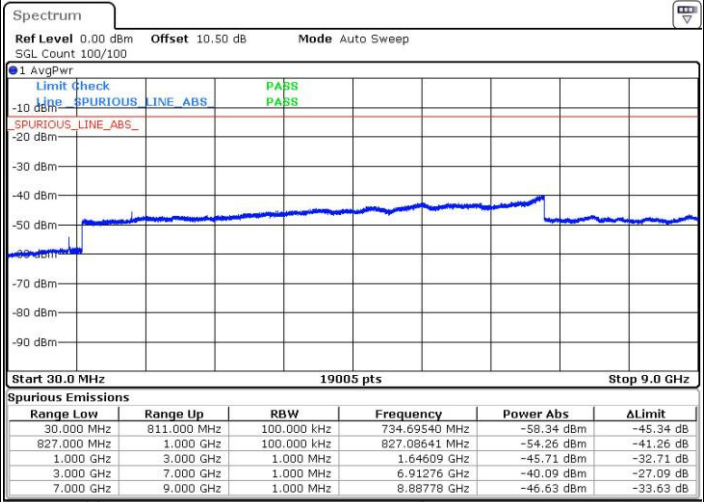
LTE Band 26 / 1.4MHz

Highest Channel / QPSK



Date: 27.JUL.2016 15:34:30

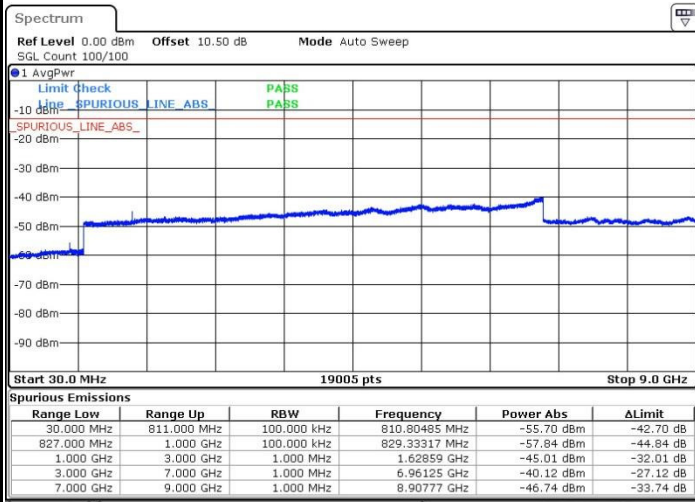
Highest Channel / 16QAM



Date: 27.JUL.2016 15:35:28

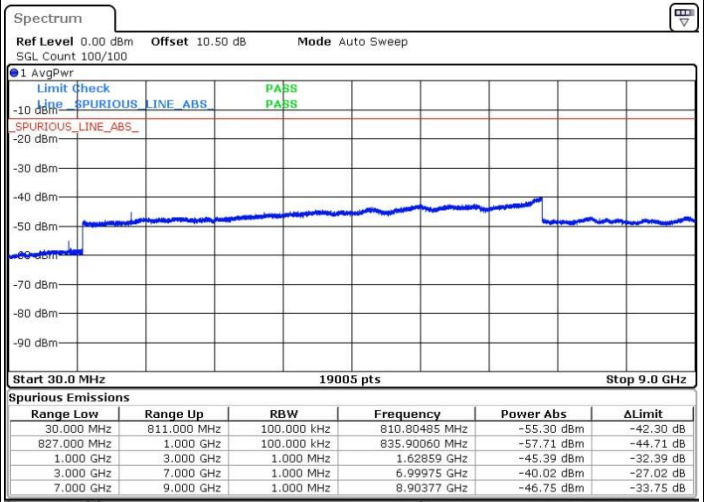
LTE Band 26 / 3MHz

Lowest Channel / QPSK



Date: 27.JUL.2016 15:52:18

Lowest Channel / 16QAM



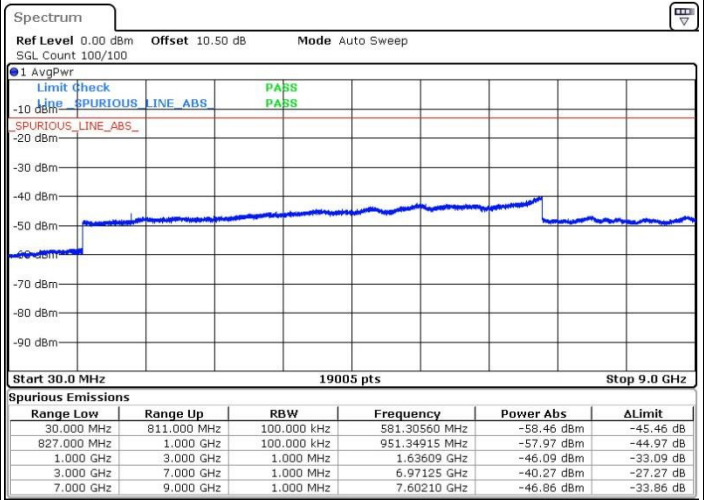
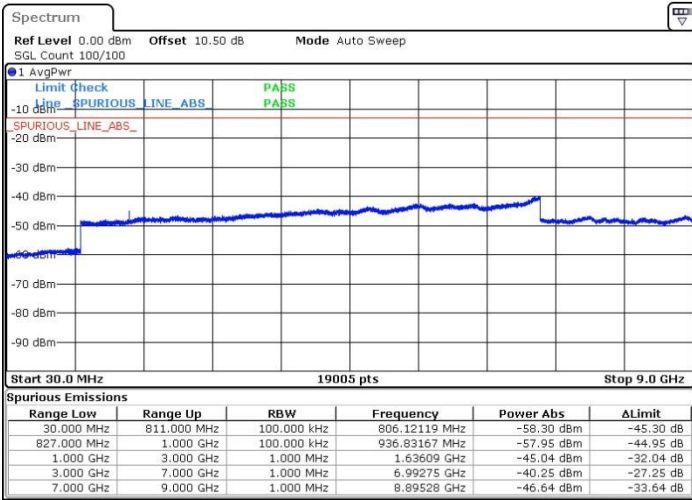
Date: 27.JUL.2016 14:37:52



LTE Band 26 / 3MHz

Middle Channel / QPSK

Middle Channel / 16QAM

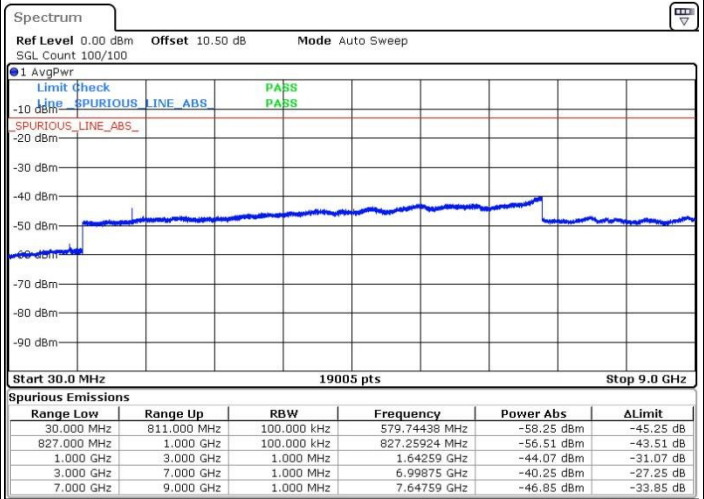
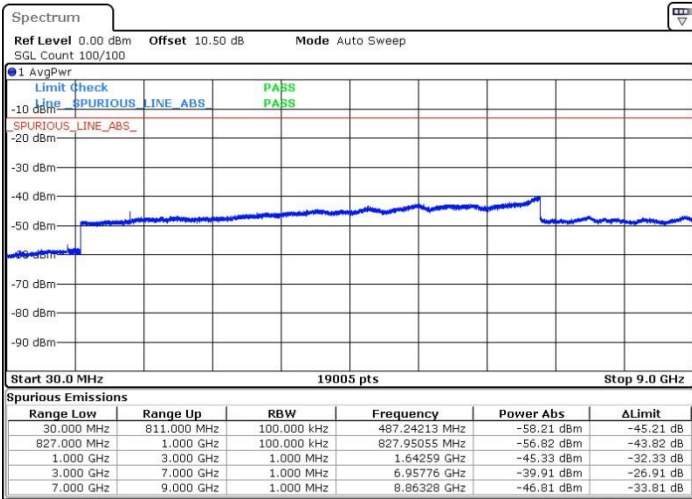


Date: 27.JUL.2016 14:39:39

Date: 27.JUL.2016 14:40:39

Highest Channel / QPSK

Highest Channel / 16QAM



Date: 27.JUL.2016 14:42:26

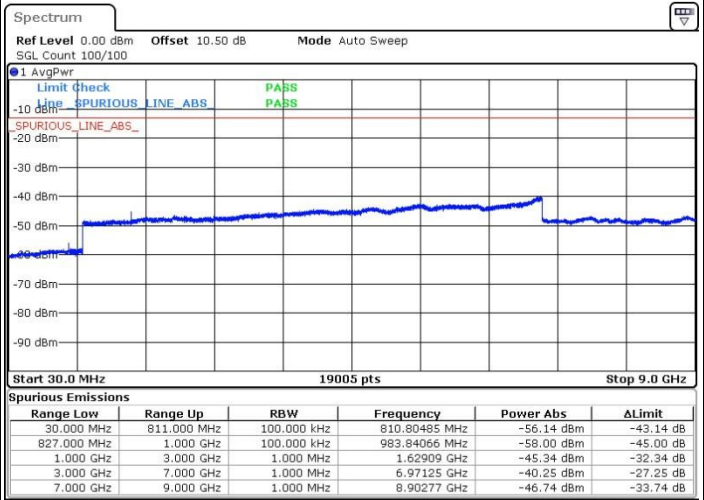
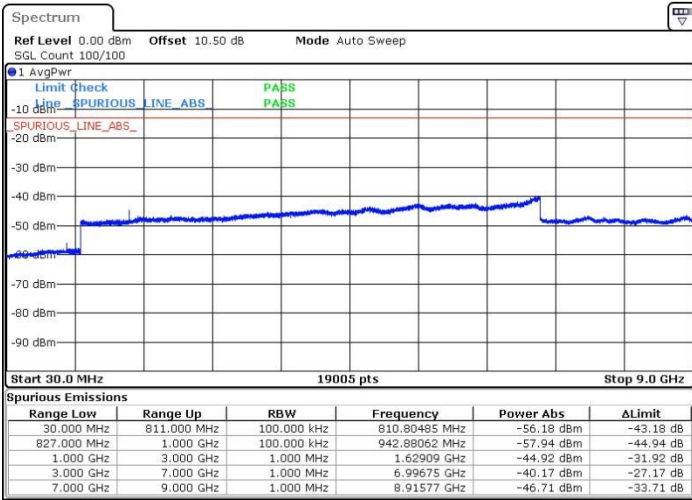
Date: 27.JUL.2016 14:43:25



LTE Band 26 / 5MHz

Lowest Channel / QPSK

Lowest Channel / 16QAM

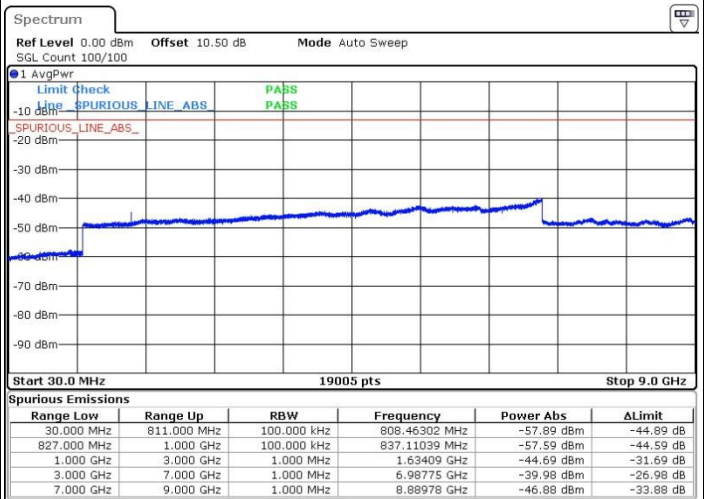
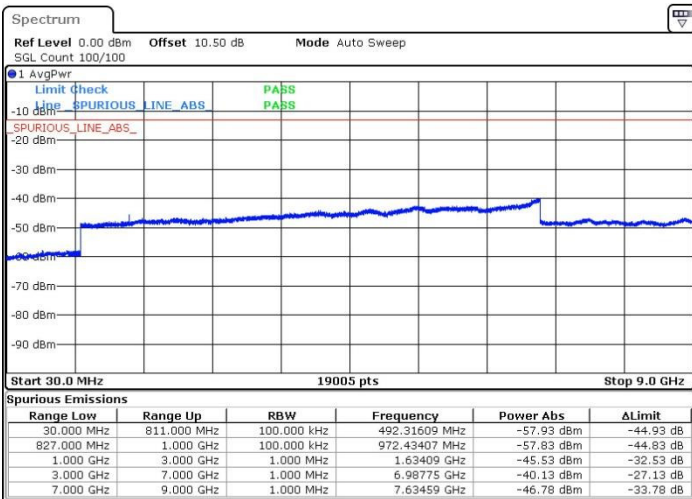


Date: 27.JUL.2016 14:45:12

Date: 27.JUL.2016 14:46:11

Middle Channel / QPSK

Middle Channel / 16QAM



Date: 27.JUL.2016 14:47:58

Date: 27.JUL.2016 14:58:30

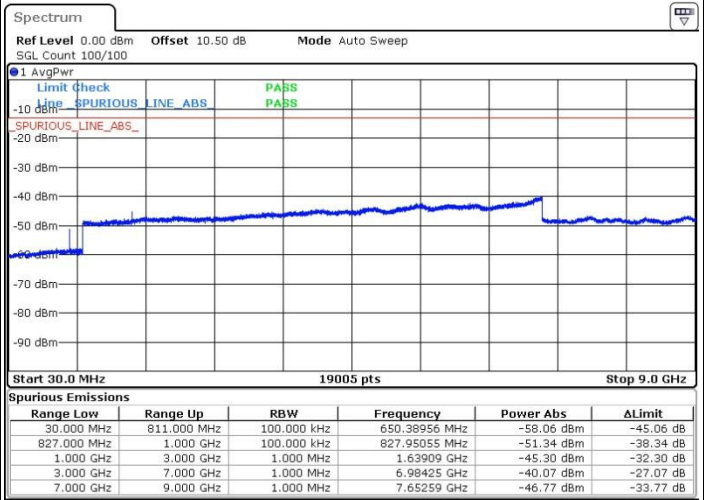
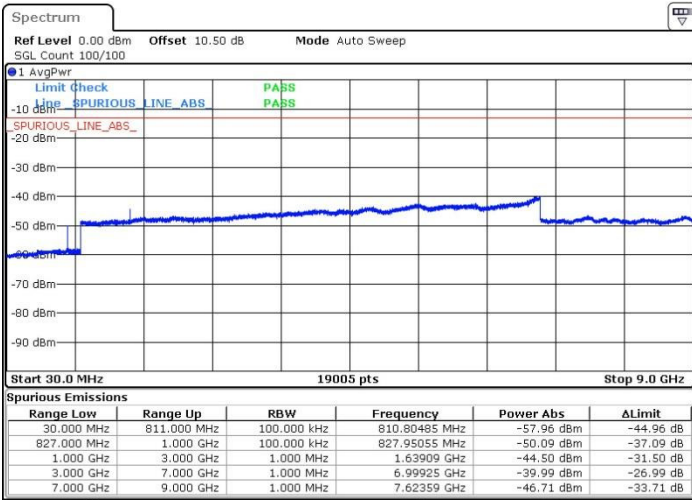




LTE Band 26 / 5MHz

Highest Channel / QPSK

Highest Channel / 16QAM



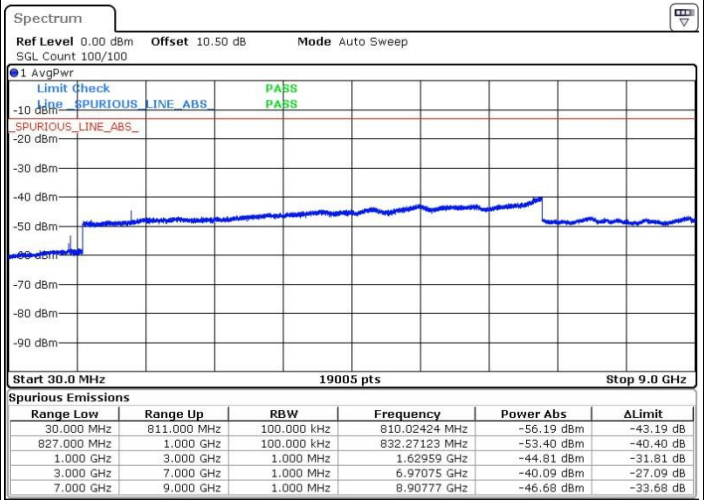
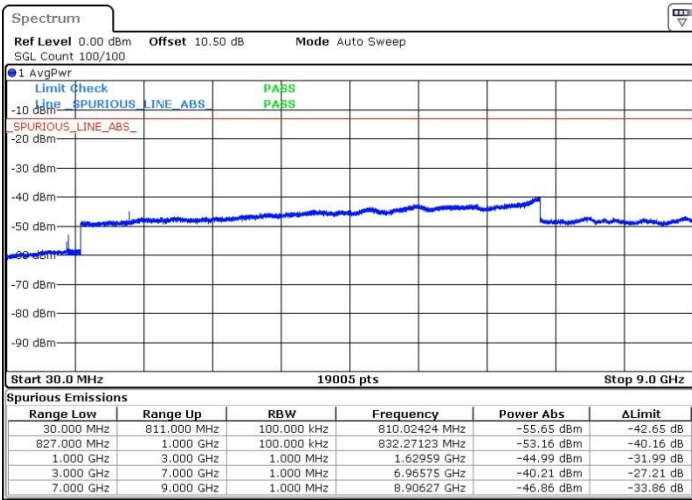
Date: 27.JUL.2016 15:00:16

Date: 27.JUL.2016 15:01:14

LTE Band 26 / 10MHz

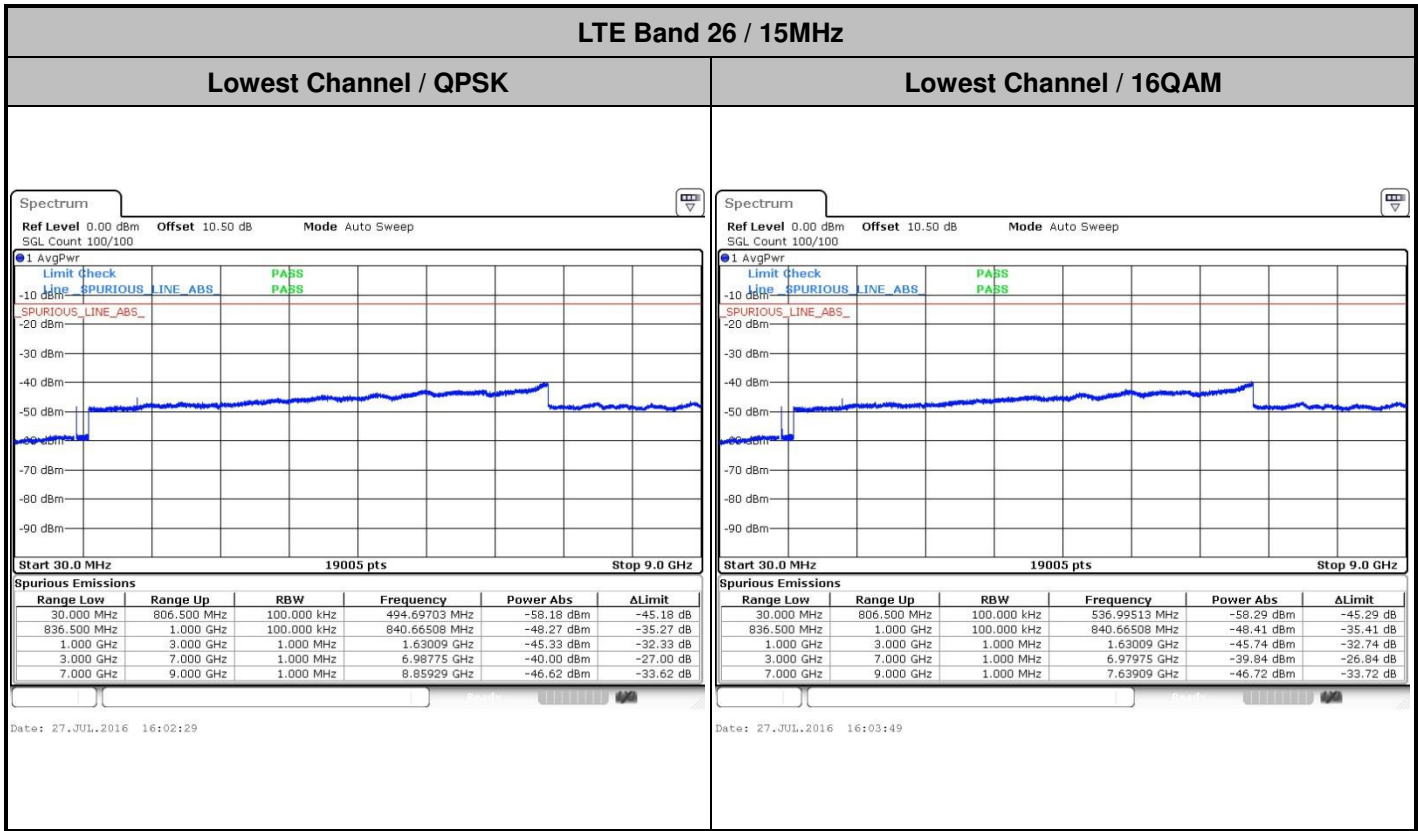
Middle Channel / QPSK

Middle Channel / 16QAM



Date: 27.JUL.2016 15:03:19

Date: 27.JUL.2016 15:04:17





Frequency Stability

Test Conditions		LTE Band 26 (QPSK) / Middle Channel	Limit
Temperature (°C)	Voltage (Volt)	BW 10MHz	Note 2.
		Deviation (ppm)	Result
50	Normal Voltage	0.0000	PASS
40	Normal Voltage	0.0083	
30	Normal Voltage	0.0004	
20(Ref.)	Normal Voltage	0.0000	
10	Normal Voltage	0.0083	
0	Normal Voltage	0.0001	
-10	Normal Voltage	0.0007	
-20	Normal Voltage	0.0015	
-30	Normal Voltage	0.0015	
20	Maximum Voltage	0.0088	
20	Normal Voltage	0.0000	
20	Battery End Point	0.0099	

Note:

1. Normal Voltage =3.85 V. ; Battery End Point (BEP) =3.6 V. ; Maximum Voltage =4.35 V.
2. Note: The frequency fundamental emissions stay within the authorized frequency block.



Test Conditions		LTE Band 26 (QPSK) / Middle Channel	Limit
Temperature (°C)	Voltage (Volt)	BW 15MHz	Note 2.
		Deviation (ppm)	Result
50	Normal Voltage	0.0111	PASS
40	Normal Voltage	0.0002	
30	Normal Voltage	0.0004	
20(Ref.)	Normal Voltage	0.0000	
10	Normal Voltage	0.0096	
0	Normal Voltage	0.0024	
-10	Normal Voltage	0.0103	
-20	Normal Voltage	0.0017	
-30	Normal Voltage	0.0024	
20	Maximum Voltage	0.0110	
20	Normal Voltage	0.0000	
20	Battery End Point	0.0002	

**Note:**

1. Normal Voltage =3.8 V. ; Battery End Point (BEP) =3.4 V. ; Maximum Voltage =4.35 V.
2. Note: The frequency fundamental emissions stay within the authorized frequency block.



## Appendix B. Test Results of Radiated Test



**Radiated Spurious Emission**

**Part 90S LTE Band 26**

<Top Ant. with SIM 1>

LTE Band 26 / 1.4MHz / QPSK									
Channel	Frequency ( MHz )	ERP ( dBm )	Limit ( dBm )	Over Limit ( dB )	SPA Reading (dBm)	S.G. Power ( dBm )	TX Cable loss ( dB )	TX Antenna Gain (dBi)	Polarization (H/V)
Lowest	1632	-66.65	-13	-53.65	-71.43	-68.46	0.97	4.93	H
	2440	-57.99	-13	-44.99	-66.94	-59.79	1.27	5.22	H
	3264	-63.51	-13	-50.51	-76.24	-66.79	1.53	6.96	H
									H
									H
									H
	1632	-66.37	-13	-53.37	-69.76	-68.18	0.97	4.93	V
	2440	-55.56	-13	-42.56	-66.2	-57.36	1.27	5.22	V
	3264	-64.68	-13	-51.68	-76.29	-67.96	1.53	6.96	V
									V
									V
									V
Middle	1640	-68.94	-13	-55.94	-73.66	-70.72	0.97	4.91	H
	2456	-59.94	-13	-46.94	-69.15	-61.78	1.28	5.27	H
	3280	-63.86	-13	-50.86	-76.48	-67.21	1.54	7.03	H
									H
									H
									H
	1640	-69.82	-13	-56.82	-73.08	-71.6	0.97	4.91	V
	2456	-58.99	-13	-45.99	-69.49	-60.83	1.28	5.27	V
	3280	-64.75	-13	-51.75	-76.32	-68.1	1.54	7.03	V
									V
									V
									V



Highest	1648	-66.84	-13	-53.84	-71.56	-68.6	0.98	4.89	H
	2472	-58.65	-13	-45.65	-68.03	-60.53	1.28	5.32	H
	3296	-64.09	-13	-51.09	-76.6	-67.5	1.54	7.10	H
									H
									H
									H
	1648	-68.95	-13	-55.95	-72.21	-70.71	0.98	4.89	V
	2472	-57.36	-13	-44.36	-67.72	-59.24	1.28	5.32	V
	3296	-64.79	-13	-51.79	-76.31	-68.2	1.54	7.10	V
									V
									V
									V

Remark: Spurious emissions within 30-1000MHz were found more than 20dB below limit line.



LTE Band 26 / 3MHz / QPSK									
Channel	Frequency ( MHz )	ERP ( dBm )	Limit ( dBm )	Over Limit ( dB )	SPA Reading (dBm)	S.G. Power ( dBm )	TX Cable loss ( dB )	TX Antenna Gain (dBi)	Polarization (H/V)
Lowest	1632	-65.14	-13	-52.14	-69.92	-66.95	0.97	4.93	H
	2440	-59.41	-13	-46.41	-68.46	-61.21	1.27	5.22	H
	3264	-63.16	-13	-50.16	-75.89	-66.44	1.53	6.96	H
									H
									H
									H
	1632	-68.78	-13	-55.78	-56.78	-70.59	0.97	4.93	V
	2440	-56.86	-13	-43.86	-57.86	-58.66	1.27	5.22	V
	3264	-64.37	-13	-51.37	-52.37	-67.65	1.53	6.96	V
									V
									V
									V
Middle	1640	-65.32	-13	-52.32	-70.04	-67.1	0.97	4.91	H
	2460	-58.28	-13	-45.28	-67.74	-60.13	1.28	5.28	H
	3280	-64.49	-13	-51.49	-76.58	-67.84	1.54	7.03	H
									H
									H
									H
	1640	-69.24	-13	-56.24	-72.45	-71.02	0.97	4.91	V
	2460	-59.99	-13	-46.99	-70.14	-61.84	1.28	5.28	V
	3280	-65.21	-13	-52.21	-76.45	-68.56	1.54	7.03	V
									V
									V
									V





Highest	1640	-62.84	-13	-49.84	-67.56	-64.62	0.97	4.91	H
	2464	-53.80	-13	-40.80	-63.01	-55.66	1.28	5.29	H
	3280	-62.95	-13	-49.95	-75.57	-66.3	1.54	7.03	H
									H
									H
									H
	1640	-67.30	-13	-54.30	-55.3	-69.08	0.97	4.91	V
	2464	-55.65	-13	-42.65	-43.65	-57.51	1.28	5.29	V
	3280	-64.44	-13	-51.44	-52.44	-67.79	1.54	7.03	V
									V
									V
									V

Remark: Spurious emissions within 30-1000MHz were found more than 20dB below limit line.



LTE Band 26 / 5MHz / QPSK									
Channel	Frequency ( MHz )	ERP ( dBm )	Limit ( dBm )	Over Limit ( dB )	SPA Reading (dBm)	S.G. Power ( dBm )	TX Cable loss ( dB )	TX Antenna Gain (dBi)	Polarization (H/V)
Lowest	1632	-66.81	-13	-53.81	-71.59	-68.62	0.97	4.93	H
	2440	-60.47	-13	-47.47	-69.52	-62.27	1.27	5.22	H
	3264	-63.65	-13	-50.65	-76.38	-66.93	1.53	6.96	H
									H
									H
									H
	1632	-67.16	-13	-54.16	-71.55	-68.97	0.97	4.93	V
	2440	-57.71	-13	-44.71	-68.35	-59.51	1.27	5.22	V
	3264	-64.76	-13	-51.76	-76.37	-68.04	1.53	6.96	V
									V
									V
									V
Middle	1632	-68.55	-13	-55.55	-73.33	-70.36	0.97	4.93	H
	2448	-63.76	-13	-50.76	-72.81	-65.58	1.27	5.24	H
	3264	-61.56	-13	-48.56	-76.29	-64.84	1.53	6.96	H
									H
									H
									H
	1632	-70.56	-13	-57.56	-73.95	-72.37	0.97	4.93	V
	2448	-63.83	-13	-50.83	-74.47	-65.65	1.27	5.24	V
	3264	-64.68	-13	-51.68	-76.29	-67.96	1.53	6.96	V
									V
									V
									V



Highest	1640	-67.66	-13	-54.66	-72.38	-69.44	0.97	4.91	H
	2456	-57.71	-13	-44.71	-66.92	-59.55	1.28	5.27	H
	3280	-63.81	-13	-50.81	-76.43	-67.16	1.54	7.03	H
									H
									H
									H
	1640	-70.71	-13	-57.71	-73.97	-72.49	0.97	4.91	V
	2456	-58.94	-13	-45.94	-69.44	-60.78	1.28	5.27	V
	3280	-64.72	-13	-51.72	-76.29	-68.07	1.54	7.03	V
									V
									V
									V

Remark: Spurious emissions within 30-1000MHz were found more than 20dB below limit line.



LTE Band 26 / 10MHz / QPSK									
Channel	Frequency ( MHz )	ERP ( dBm )	Limit ( dBm )	Over Limit ( dB )	SPA Reading (dBm)	S.G. Power ( dBm )	TX Cable loss ( dB )	TX Antenna Gain (dBi)	Polarization (H/V)
Middle	1632	-64.75	-13	-51.75	-69.53	-66.56	0.97	4.93	H
	2448	-60.81	-13	-47.81	-69.86	-62.63	1.27	5.24	H
	3264	-63.62	-13	-50.62	-76.35	-66.9	1.53	6.96	H
									H
									H
									H
	1632	-67.18	-13	-54.18	-70.57	-68.99	0.97	4.93	V
	2448	-57.80	-13	-44.80	-68.44	-59.62	1.27	5.24	V
	3264	-64.58	-13	-51.58	-76.19	-67.86	1.53	6.96	V
									V
									V
									V

Remark: Spurious emissions within 30-1000MHz were found more than 20dB below limit line.

LTE Band 26 / 15MHz / QPSK									
Channel	Frequency ( MHz )	ERP ( dBm )	Limit ( dBm )	Over Limit ( dB )	SPA Reading (dBm)	S.G. Power ( dBm )	TX Cable loss ( dB )	TX Antenna Gain (dBi)	Polarization (H/V)
Middle	1632	-62.00	-13	-49.00	-66.81	-63.81	0.97	4.93	H
	2448	-58.50	-13	-45.50	-67.58	-60.32	1.27	5.24	H
	3264	-63.48	-13	-50.48	-76.23	-66.76	1.53	6.96	H
									H
									H
									H
	1632	-67.30	-13	-54.30	-70.7	-69.11	0.97	4.93	V
	2448	-57.23	-13	-44.23	-67.89	-59.05	1.27	5.24	V
	3264	-64.43	-13	-51.43	-76.21	-67.71	1.53	6.96	V
									V
									V
									V

Remark: Spurious emissions within 30-1000MHz were found more than 20dB below limit line.



**Radiated Spurious Emission**

**Part 90S LTE Band 26**

<Bottom Ant. with SIM 1>

LTE Band 26 / 1.4MHz / QPSK									
Channel	Frequency ( MHz )	ERP ( dBm )	Limit ( dBm )	Over Limit ( dB )	SPA Reading (dBm)	S.G. Power ( dBm )	TX Cable loss ( dB )	TX Antenna Gain (dBi)	Polarization (H/V)
Lowest	1632	-58.44	-13	-45.44	-63.22	-60.25	0.97	4.93	H
	2440	-41.74	-13	-28.74	-50.79	-43.54	1.27	5.22	H
	3264	-63.35	-13	-50.35	-76.08	-66.63	1.53	6.96	H
									H
									H
									H
	1632	-61.94	-13	-48.94	-65.33	-63.75	0.97	4.93	V
	2440	-41.62	-13	-28.62	-52.26	-43.42	1.27	5.22	V
	3264	-64.25	-13	-51.25	-75.86	-67.53	1.53	6.96	V
									V
									V
Middle	1640	-59.34	-13	-46.34	-64.06	-61.12	0.97	4.91	H
	2456	-47.02	-13	-34.02	-56.23	-48.86	1.28	5.27	H
	3280	-63.56	-13	-50.56	-76.18	-66.91	1.54	7.03	H
									H
									H
									H
	1640	-63.07	-13	-50.07	-66.33	-64.85	0.97	4.91	V
	2456	-46.84	-13	-33.84	-57.34	-48.68	1.28	5.27	V
	3280	-64.74	-13	-51.74	-76.31	-68.09	1.54	7.03	V
									V
									V



Highest	1648	-60.20	-13	-47.20	-64.92	-61.96	0.98	4.89	H
	2472	-44.95	-13	-31.95	-54.33	-46.83	1.28	5.32	H
	3296	-64.07	-13	-51.07	-76.58	-67.48	1.54	7.10	H
									H
									H
									H
	1648	-61.50	-13	-48.50	-64.76	-63.26	0.98	4.89	V
	2472	-44.57	-13	-31.57	-54.93	-46.45	1.28	5.32	V
	3296	-64.97	-13	-51.97	-76.49	-68.38	1.54	7.10	V
									V
									V
									V

Remark: Spurious emissions within 30-1000MHz were found more than 20dB below limit line.



LTE Band 26 / 3MHz / QPSK									
Channel	Frequency ( MHz )	ERP ( dBm )	Limit ( dBm )	Over Limit ( dB )	SPA Reading (dBm)	S.G. Power ( dBm )	TX Cable loss ( dB )	TX Antenna Gain (dBi)	Polarization (H/V)
Lowest	1632	-59.66	-13	-46.66	-64.44	-61.47	0.97	4.93	H
	2440	-45.92	-13	-32.92	-54.97	-47.72	1.27	5.22	H
	3264	-63.11	-13	-50.11	-75.84	-66.39	1.53	6.96	H
									H
									H
									H
	1632	-60.89	-13	-47.89	-64.28	-62.7	0.97	4.93	V
	2440	-44.24	-13	-31.24	-54.88	-46.04	1.27	5.22	V
	3264	-63.99	-13	-50.99	-75.6	-67.27	1.53	6.96	V
									V
									V
									V
Middle	1640	-59.62	-13	-46.62	-64.34	-61.4	0.97	4.91	H
	2456	-49.71	-13	-36.71	-59.16	-51.55	1.28	5.27	H
	3280	-64.31	-13	-51.31	-76.4	-67.66	1.54	7.03	H
									H
									H
									H
	1640	-60.49	-13	-47.49	-63.7	-62.27	0.97	4.91	V
	2456	-45.42	-13	-32.42	-55.56	-47.26	1.28	5.27	V
	3280	-65.30	-13	-52.30	-76.54	-68.65	1.54	7.03	V
									V
									V
									V



Highest	1640	-60.62	-13	-47.62	-65.34	-62.4	0.97	4.91	H
	2464	-47.66	-13	-34.66	-56.87	-49.52	1.28	5.29	H
	3280	-63.33	-13	-50.33	-75.95	-66.68	1.54	7.03	H
									H
									H
									H
	1640	-61.45	-13	-48.45	-64.71	-63.23	0.97	4.91	V
	2464	-46.41	-13	-33.41	-56.91	-48.27	1.28	5.29	V
	3280	-64.66	-13	-51.66	-76.23	-68.01	1.54	7.03	V
									V
									V
									V

Remark: Spurious emissions within 30-1000MHz were found more than 20dB below limit line.





LTE Band 26 / 5MHz / QPSK									
Channel	Frequency ( MHz )	ERP ( dBm )	Limit ( dBm )	Over Limit ( dB )	SPA Reading (dBm)	S.G. Power ( dBm )	TX Cable loss ( dB )	TX Antenna Gain (dBi)	Polarization (H/V)
Lowest	1632	-59.71	-13	-46.71	-64.49	-61.52	0.97	4.93	H
	2440	-48.64	-13	-35.64	-57.69	-50.44	1.27	5.22	H
	3264	-63.39	-13	-50.39	-76.12	-66.67	1.53	6.96	H
									H
									H
									H
	1632	-61.97	-13	-48.97	-65.36	-63.78	0.97	4.93	V
	2440	-45.48	-13	-32.48	-56.12	-47.28	1.27	5.22	V
	3264	-64.72	-13	-51.72	-76.33	-68	1.53	6.96	V
									V
									V
									V
Middle	1632	-60.37	-13	-47.37	-65.15	-62.18	0.97	4.93	H
	2448	-51.42	-13	-38.42	-60.47	-53.24	1.27	5.24	H
	3264	-63.55	-13	-50.55	-76.28	-66.83	1.53	6.96	H
									H
									H
									H
	1632	-60.62	-13	-47.62	-64.01	-62.43	0.97	4.93	V
	2448	-48.66	-13	-35.66	-59.3	-50.48	1.27	5.24	V
	3264	-64.65	-13	-51.65	-76.26	-67.93	1.53	6.96	V
									V
									V
									V



Highest	1640	-61.15	-13	-48.15	-65.87	-62.93	0.97	4.91	H
	2456	-51.95	-13	-38.95	-61.16	-53.79	1.28	5.27	H
	3280	-63.86	-13	-50.86	-76.48	-67.21	1.54	7.03	H
									H
									H
									H
	1640	-61.76	-13	-48.76	-65.02	-63.54	0.97	4.91	V
	2456	-48.43	-13	-35.43	-58.93	-50.27	1.28	5.27	V
	3280	-64.82	-13	-51.82	-76.39	-68.17	1.54	7.03	V
									V
									V
									V

Remark: Spurious emissions within 30-1000MHz were found more than 20dB below limit line.



LTE Band 26 / 10MHz / QPSK									
Channel	Frequency ( MHz )	ERP ( dBm )	Limit ( dBm )	Over Limit ( dB )	SPA Reading (dBm)	S.G. Power ( dBm )	TX Cable loss ( dB )	TX Antenna Gain (dBi)	Polarization (H/V)
Middle	1632	-58.64	-13	-45.64	-63.42	-60.45	0.97	4.93	H
	2448	-47.44	-13	-34.44	-56.49	-49.26	1.27	5.24	H
	3264	-63.34	-13	-50.34	-76.07	-66.62	1.53	6.96	H
									H
									H
									H
	1632	-59.47	-13	-46.47	-62.86	-61.28	0.97	4.93	V
	2448	-46.04	-13	-33.04	-56.68	-47.86	1.27	5.24	V
	3264	-64.61	-13	-51.61	-76.22	-67.89	1.53	6.96	V
									V
									V
									V

Remark: Spurious emissions within 30-1000MHz were found more than 20dB below limit line.



LTE Band 26 / 15MHz / QPSK									
Channel	Frequency ( MHz )	ERP ( dBm )	Limit ( dBm )	Over Limit ( dB )	SPA Reading (dBm)	S.G. Power ( dBm )	TX Cable loss ( dB )	TX Antenna Gain (dBi)	Polarization (H/V)
Lowest	1632	-62.00	-13	-49.00	-66.88	-63.81	0.97	4.93	H
	2448	-46.25	-13	-33.25	-55.35	-48.07	1.27	5.24	H
	3264	-63.41	-13	-50.41	-76.2	-66.69	1.53	6.96	H
									H
									H
									H
	1632	-61.63	-13	-48.63	-65.07	-63.44	0.97	4.93	V
	2448	-46.51	-13	-33.51	-57.17	-48.33	1.27	5.24	V
	3264	-64.21	-13	-51.21	-75.84	-67.49	1.53	6.96	V
									V
									V
									V
Middle	1648	-52.26	-13	-39.26	-57.03	-54.02	0.98	4.89	H
	2472	-44.23	-13	-31.23	-53.61	-46.11	1.28	5.32	H
	3296	-63.80	-13	-50.80	-76.48	-67.21	1.54	7.10	H
									H
									H
									H
	1648	-53.57	-13	-40.57	-56.87	-55.33	0.98	4.89	V
	2472	-45.24	-13	-32.24	-55.66	-47.12	1.28	5.32	V
	3296	-64.70	-13	-51.70	-76.26	-68.11	1.54	7.10	V
									V
									V
									V



Highest	1672	-59.84	-13	-46.84	-64.46	-61.52	0.99	4.82	H
	2504	-44.86	-13	-31.86	-54.44	-46.82	1.29	5.40	H
	3338	-64.23	-13	-51.23	-76.55	-67.81	1.55	7.29	H
									H
									H
									H
	1672	-60.59	-13	-47.59	-63.64	-62.27	0.99	4.82	V
	2504	-44.10	-13	-31.10	-54.37	-46.06	1.29	5.40	V
	3338	-64.83	-13	-51.83	-76.3	-68.41	1.55	7.29	V
									V
									V
									V

Remark: Spurious emissions within 30-1000MHz were found more than 20dB below limit line.



**Radiated Spurious Emission**

**Part 90S LTE Band 26**

<Bottom Ant. with SIM 2>

LTE Band 26 / 1.4MHz / QPSK									
Channel	Frequency ( MHz )	ERP ( dBm )	Limit ( dBm )	Over Limit ( dB )	SPA Reading (dBm)	S.G. Power ( dBm )	TX Cable loss ( dB )	TX Antenna Gain (dBi)	Polarization (H/V)
Lowest	1632	-58.69	-13	-45.69	-63.24	-60.5	0.97	4.93	H
	2440	-47.40	-13	-34.40	-56.48	-49.2	1.27	5.22	H
	3264	-63.32	-13	-50.32	-75.79	-66.6	1.53	6.96	H
	1632	-60.09	-13	-47.09	-63.38	-61.9	0.97	4.93	V
	2440	-43.30	-13	-30.30	-53.79	-45.1	1.27	5.22	V
	3264	-64.42	-13	-51.42	-75.94	-67.7	1.53	6.96	V
Middle	1640	-59.12	-13	-46.12	-63.99	-60.9	0.97	4.91	H
	2456	-49.86	-13	-36.86	-58.69	-51.7	1.28	5.27	H
	3280	-63.75	-13	-50.75	-76.31	-67.1	1.54	7.03	H
	1640	-58.92	-13	-45.92	-62.11	-60.7	0.97	4.91	V
	2456	-46.46	-13	-33.46	-56.88	-48.3	1.28	5.27	V
	3280	-64.75	-13	-51.75	-76.07	-68.1	1.54	7.03	V
Highest	1648	-57.54	-13	-44.54	-62.14	-59.3	0.98	4.89	H
	2472	-47.22	-13	-34.22	-56.47	-49.1	1.28	5.32	H
	3296	-63.79	-13	-50.79	-76.28	-67.2	1.54	7.10	H
	1648	-59.44	-13	-46.44	-62.65	-61.2	0.98	4.89	V
	2472	-44.62	-13	-31.62	-54.79	-46.5	1.28	5.32	V
	3296	-65.19	-13	-52.19	-76.22	-68.6	1.54	7.10	V

Remark: Spurious emissions within 30-1000MHz were found more than 20dB below limit line.