

HAC_E_Dipole_835_160621

DUT: HAC-Dipole 835 MHz

Communication System: CW; Frequency: 835 MHz; Duty Cycle: 1:1
 Medium: Air Medium parameters used: $\sigma = 0$ S/m, $\epsilon_r = 1$; $\rho = 0$ kg/m³
 Ambient Temperature : 23.6 °C

DASY5 Configuration

- Probe: ER3DV6 - SN2358; ConvF(1, 1, 1); Calibrated: 2016/1/19;
- Sensor-Surface: (Fix Surface)
- Electronics: DAE4 Sn1399; Calibrated: 2015/11/23
- Phantom: HAC Test Arch with AMCC; Type: SD HAC P01 BA;
- Measurement SW: DASY52, Version 52.8 (7); SEMCAD X Version 14.6.10 (7164)

E Scan - measurement distance from the probe sensor center to CD835 = 10mm & 15mm/Hearing Aid Compatibility Test at 15mm distance (41x361x1): Interpolated grid:

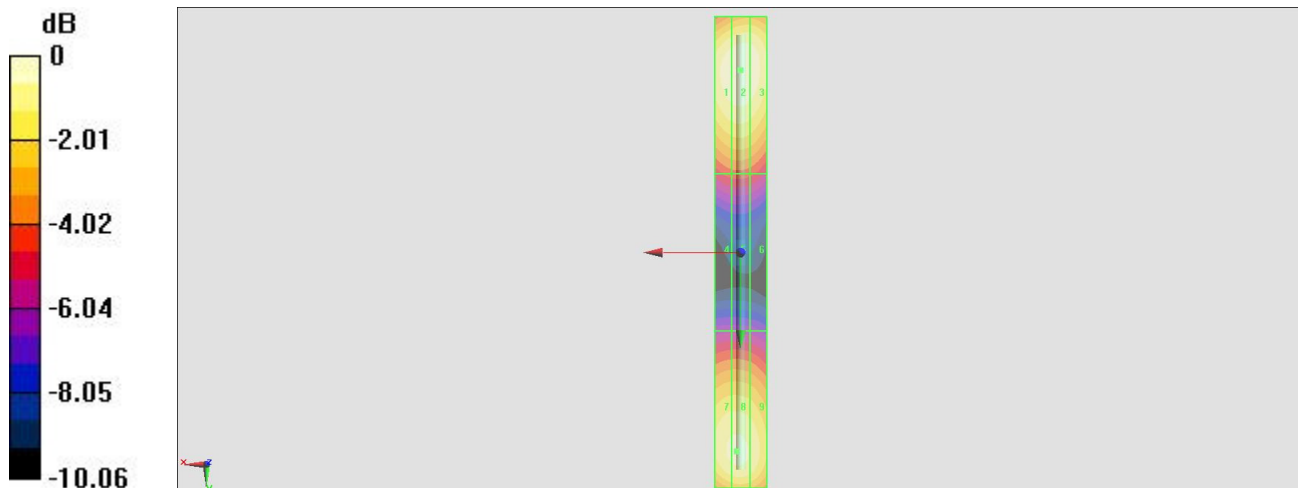
dx=0.5000 mm, dy=0.5000 mm
 Device Reference Point: 0, 0, -6.3 mm
 Reference Value = 102.4 V/m; Power Drift = 0.00 dB
 PMR not calibrated. PMF = 1.000 is applied.
 E-field emissions = 105.1 V/m
 Average value of Total=(105.1+99.54) / 2 = 102.32 V/m

PMF scaled E-field

Grid 1 M4 103.4 V/m	Grid 2 M4 105.1 V/m	Grid 3 M4 103.4 V/m
Grid 4 M4 63.70 V/m	Grid 5 M4 64.12 V/m	Grid 6 M4 62.83 V/m
Grid 7 M4 98.92 V/m	Grid 8 M4 99.54 V/m	Grid 9 M4 96.86 V/m

Cursor:

Total = 105.1 V/m
 E Category: M4
 Location: 0, -69.5, 9.7 mm



0 dB = 105.1 V/m = 40.43 dBV/m

HAC_E_Dipole_835_160729

DUT: HAC-Dipole 835 MHz

Communication System: CW; Frequency: 835 MHz; Duty Cycle: 1:1
 Medium: Air Medium parameters used: $\sigma = 0$ S/m, $\epsilon_r = 1$; $\rho = 0$ kg/m³
 Ambient Temperature : 23.2 °C

DASY5 Configuration

- Probe: ER3DV6 - SN2358; ConvF(1, 1, 1); Calibrated: 2016/1/19;
- Sensor-Surface: (Fix Surface)
- Electronics: DAE3 Sn495; Calibrated: 2016/5/27
- Phantom: HAC Test Arch with AMCC; Type: SD HAC P01 BA;
- Measurement SW: DASY52, Version 52.8 (7); SEMCAD X Version 14.6.10 (7164)

E Scan - measurement distance from the probe sensor center to CD835 = 10mm & 15mm/Hearing Aid Compatibility Test at 15mm distance (41x361x1): Interpolated grid:

dx=0.5000 mm, dy=0.5000 mm

Device Reference Point: 0, 0, -6.3 mm

Reference Value = 109.7 V/m; Power Drift = -0.01 dB

PMR not calibrated. PMF = 1.000 is applied.

E-field emissions = 99.33 V/m

Average value of Total=(99.33+95.67) / 2 = 97.5 V/m

PMF scaled E-field

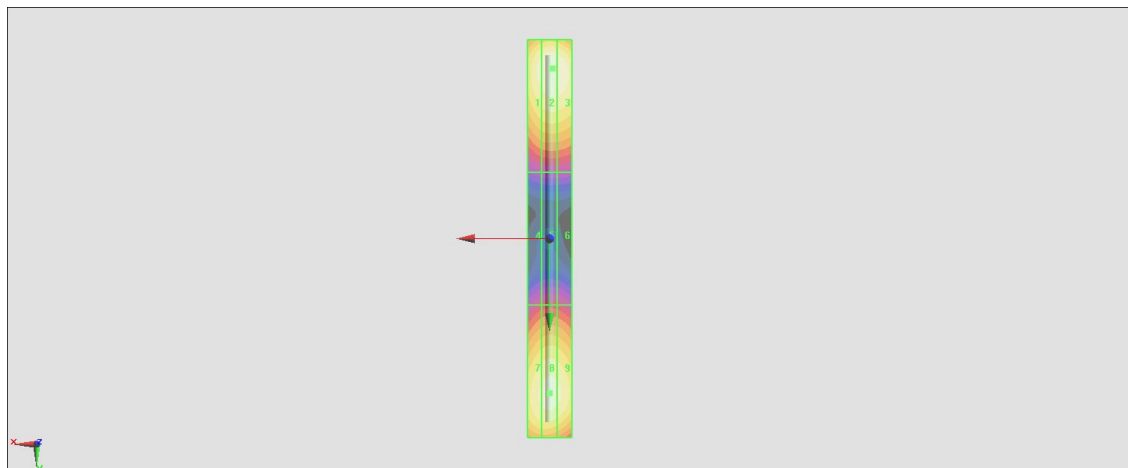
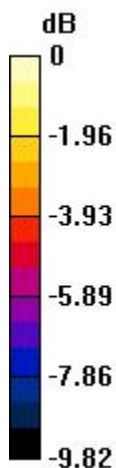
Grid 1 M4 95.90 V/m	Grid 2 M4 99.33 V/m	Grid 3 M4 98.74 V/m
Grid 4 M4 55.93 V/m	Grid 5 M4 56.84 V/m	Grid 6 M4 56.18 V/m
Grid 7 M4 93.82 V/m	Grid 8 M4 95.67 V/m	Grid 9 M4 94.15 V/m

Cursor:

Total = 99.33 V/m

E Category: M4

Location: -1.5, -77, 9.7 mm



0 dB = 99.33 V/m = 39.94 dBV/m

HAC_E_Dipole_1880_160621

DUT: HAC Dipole 1880 MHz

Communication System: CW; Frequency: 1880 MHz; Duty Cycle: 1:1
 Medium: Air Medium parameters used: $\sigma = 0$ S/m, $\epsilon_r = 1$; $\rho = 0$ kg/m³
 Ambient Temperature : 23.6 °C

DASY5 Configuration

- Probe: ER3DV6 - SN2358; ConvF(1, 1, 1); Calibrated: 2016/1/19;
- Sensor-Surface: (Fix Surface)
- Electronics: DAE4 Sn1399; Calibrated: 2015/11/23
- Phantom: HAC Test Arch with AMCC; Type: SD HAC P01 BA;
- Measurement SW: DASY52, Version 52.8 (7); SEMCAD X Version 14.6.10 (7164)

E Scan - measurement distance from the probe sensor center to CD1880 = 10mm & 15mm/Hearing Aid Compatibility Test at 15mm distance (41x181x1): Interpolated grid: dx=0.5000 mm, dy=0.5000 mm

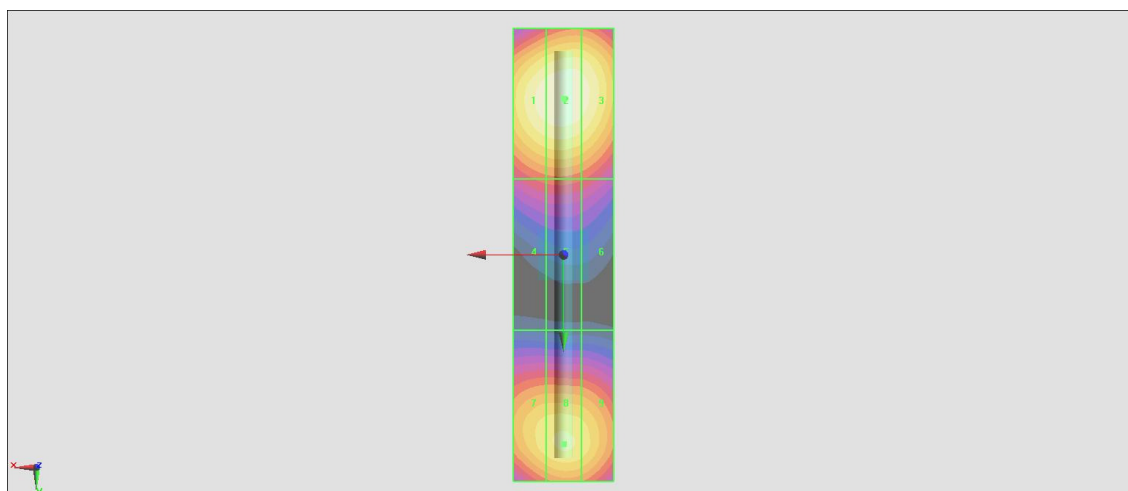
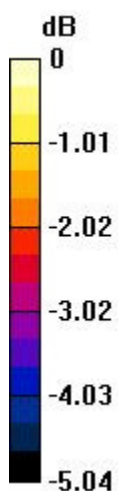
Device Reference Point: 0, 0, -6.3 mm
 Reference Value = 152.0 V/m; Power Drift = 0.01 dB
 PMR not calibrated. PMF = 1.000 is applied.
 E-field emissions = 90.28 V/m
 Average value of Total=(90.28+84.17) / 2 = 87.225 V/m

PMF scaled E-field

Grid 1 M3 89.17 V/m	Grid 2 M3 90.28 V/m	Grid 3 M3 88.88 V/m
Grid 4 M3 70.25 V/m	Grid 5 M3 70.76 V/m	Grid 6 M3 69.37 V/m
Grid 7 M3 82.66 V/m	Grid 8 M3 84.17 V/m	Grid 9 M3 82.73 V/m

Cursor:

Total = 90.28 V/m
 E Category: M3
 Location: 0, -31, 9.7 mm



0 dB = 90.28 V/m = 39.11 dBV/m

HAC_E_Dipole_1880_160729

DUT: HAC Dipole 1880 MHz

Communication System: CW; Frequency: 1880 MHz; Duty Cycle: 1:1
 Medium: Air Medium parameters used: $\sigma = 0$ S/m, $\epsilon_r = 1$; $\rho = 0$ kg/m³
 Ambient Temperature : 23.2 °C

DASY5 Configuration

- Probe: ER3DV6 - SN2358; ConvF(1, 1, 1); Calibrated: 2016/1/19;
- Sensor-Surface: (Fix Surface)
- Electronics: DAE3 Sn495; Calibrated: 2016/5/27
- Phantom: HAC Test Arch with AMCC; Type: SD HAC P01 BA;
- Measurement SW: DASY52, Version 52.8 (7); SEMCAD X Version 14.6.10 (7164)

E Scan - measurement distance from the probe sensor center to CD1880 = 10mm & 15mm/Hearing Aid Compatibility Test at 15mm distance (41x181x1): Interpolated grid:
 dx=0.5000 mm, dy=0.5000 mm

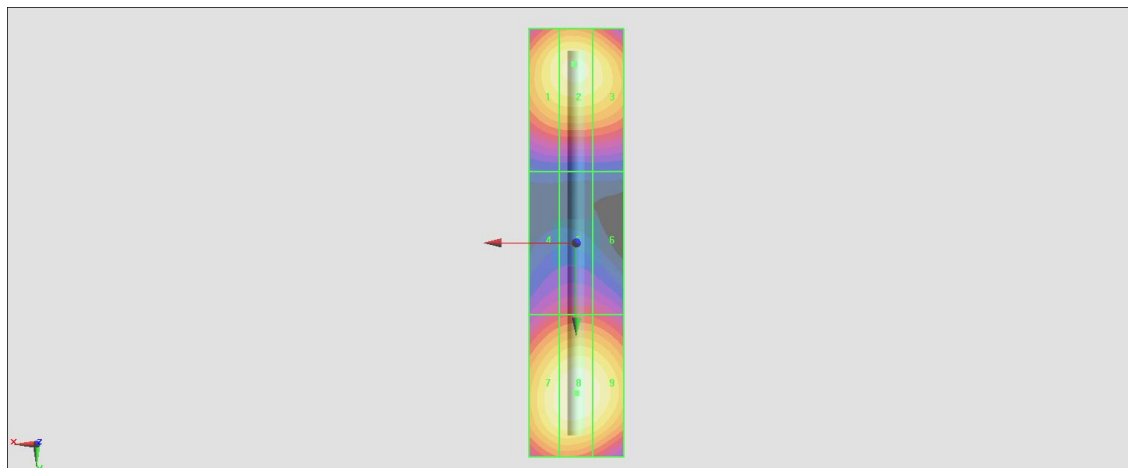
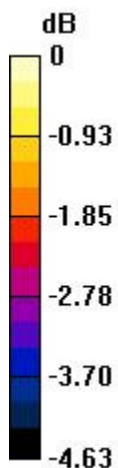
Device Reference Point: 0, 0, -6.3 mm
 Reference Value = 152.8 V/m; Power Drift = -0.05 dB
 PMR not calibrated. PMF = 1.000 is applied.
 E-field emissions = 97.39 V/m
 Average value of Total=(94.88+97.39) / 2 = 96.153 V/m

PMF scaled E-field

Grid 1 M3 93.56 V/m	Grid 2 M3 94.88 V/m	Grid 3 M3 93.27 V/m
Grid 4 M3 74.67 V/m	Grid 5 M3 75.99 V/m	Grid 6 M3 75.22 V/m
Grid 7 M3 95.72 V/m	Grid 8 M3 97.39 V/m	Grid 9 M3 95.75 V/m

Cursor:

Total = 97.39 V/m
 E Category: M3
 Location: 0, 31.5, 9.7 mm



0 dB = 97.39 V/m = 39.77 dBV/m