


## Appendix C. Setup Photographs

<Radiated Emission>

X Plane for Top Antenna

LF




HF




X Plane for Bottom Antenna

LF




HF




**Y Plane for Bottom Antenna**

**LF**




**HF**






**Y Plane for Top Antenna**

**LF**



**HF**



**Z Plane for Bottom Antenna**

**LF**



**HF**

