


## Appendix C. Setup Photographs

<Radiated Emission>


<EUT with SIM 1>

X Plane for PCS and AWS Band

LF




HF



<EUT with SIM 1>

Y Plane for Cellular Band

LF




HF



<EUT with SIM 2>

Y Plane for PCS and AWS Band

LF




HF



<EUT with SIM 2>

Z Plane for Cellular Band

LF



HF

