

HAC_E_Dipole_835_150907

DUT: HAC-Dipole 835 MHz

Communication System: CW; Frequency: 835 MHz; Duty Cycle: 1:1
 Medium: Air Medium parameters used: $\sigma = 0$ S/m, $\epsilon_r = 1$; $\rho = 0$ kg/m³
 Ambient Temperature : 23.3 °C

DASY5 Configuration

- Probe: ER3DV6 - SN2358; ConvF(1, 1, 1); Calibrated: 2015/1/26;
- Sensor-Surface: (Fix Surface)
- Electronics: DAE4 Sn1399; Calibrated: 2014/11/13
- Phantom: HAC Test Arch with AMCC; Type: SD HAC P01 BA;
- Measurement SW: DASY52, Version 52.8 (8); SEMCAD X Version 14.6.10 (7331)

E Scan - measurement distance from the probe sensor center to CD835 = 10mm & 15mm/Hearing Aid Compatibility Test at 15mm distance (41x361x1): Interpolated grid:

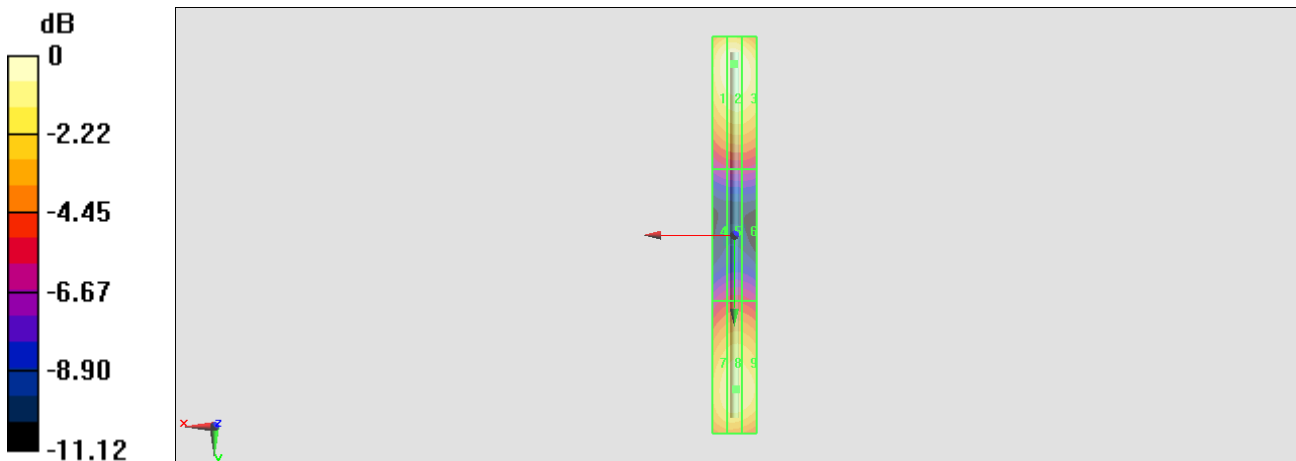
dx=0.5000 mm, dy=0.5000 mm
 Device Reference Point: 0, 0, -6.3 mm
 Reference Value = 114.6 V/m; Power Drift = 0.02 dB
 PMR not calibrated. PMF = 1.000 is applied.
 E-field emissions = 108.8 V/m
 Average value of Total=(108.8+99.56) / 2 = 104.18 V/m

PMF scaled E-field

Grid 1 M4 106.5 V/m	Grid 2 M4 108.8 V/m	Grid 3 M4 106.4 V/m
Grid 4 M4 57.67 V/m	Grid 5 M4 59.39 V/m	Grid 6 M4 58.71 V/m
Grid 7 M4 97.14 V/m	Grid 8 M4 99.56 V/m	Grid 9 M4 98.06 V/m

Cursor:

Total = 108.8 V/m
 E Category: M4
 Location: 0, -77.5, 9.7 mm



0 dB = 108.8 V/m = 40.73 dBV/m

HAC_E_Dipole_1880_150907

DUT: HAC Dipole 1880 MHz

Communication System: CW; Frequency: 1880 MHz; Duty Cycle: 1:1

Medium: Air Medium parameters used: $\sigma = 0$ S/m, $\epsilon_r = 1$; $\rho = 0$ kg/m³

Ambient Temperature : 23.3 °C

DASY5 Configuration

- Probe: ER3DV6 - SN2358; ConvF(1, 1, 1); Calibrated: 2015/1/26;
- Sensor-Surface: (Fix Surface)
- Electronics: DAE4 Sn1399; Calibrated: 2014/11/13
- Phantom: HAC Test Arch with AMCC; Type: SD HAC P01 BA;
- Measurement SW: DASY52, Version 52.8 (8); SEMCAD X Version 14.6.10 (7331)

E Scan - measurement distance from the probe sensor center to CD1880 = 10mm & 15mm/Hearing Aid Compatibility Test at 15mm distance (41x181x1): Interpolated grid:

dx=0.5000 mm, dy=0.5000 mm

Device Reference Point: 0, 0, -6.3 mm

Reference Value = 137.0 V/m; Power Drift = 0.00 dB

PMR not calibrated. PMF = 1.000 is applied.

E-field emissions = 89.07 V/m

Average value of Total=(86.5+89.07) / 2 = 87.785 V/m

PMF scaled E-field

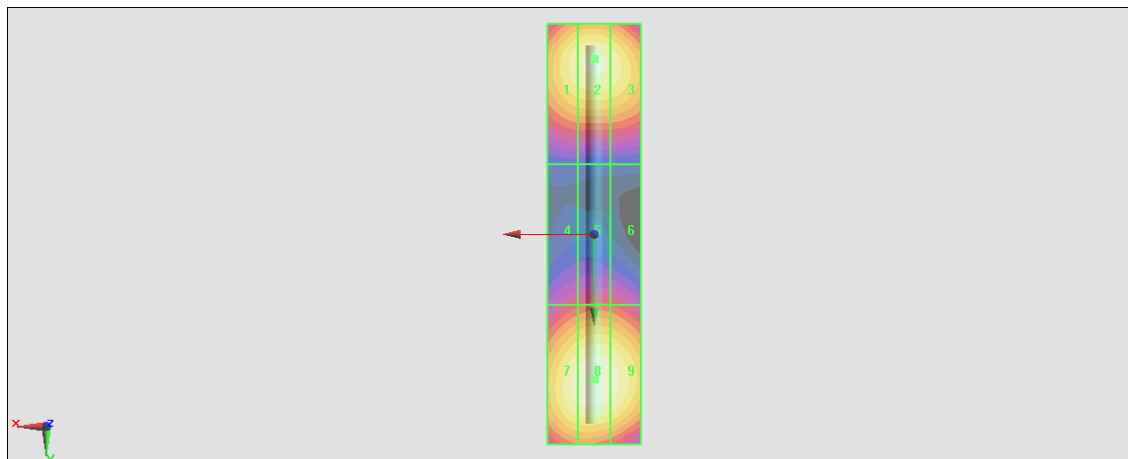
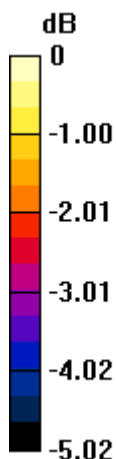
Grid 1 M3 85.15 V/m	Grid 2 M3 86.50 V/m	Grid 3 M3 85.13 V/m
Grid 4 M3 67.29 V/m	Grid 5 M3 68.78 V/m	Grid 6 M3 67.99 V/m
Grid 7 M3 87.13 V/m	Grid 8 M3 89.07 V/m	Grid 9 M3 87.64 V/m

Cursor:

Total = 89.07 V/m

E Category: M3

Location: 0, 31, 9.7 mm



0 dB = 89.07 V/m = 38.99 dBV/m