GSM1900 (GSM)

Lowest Channel

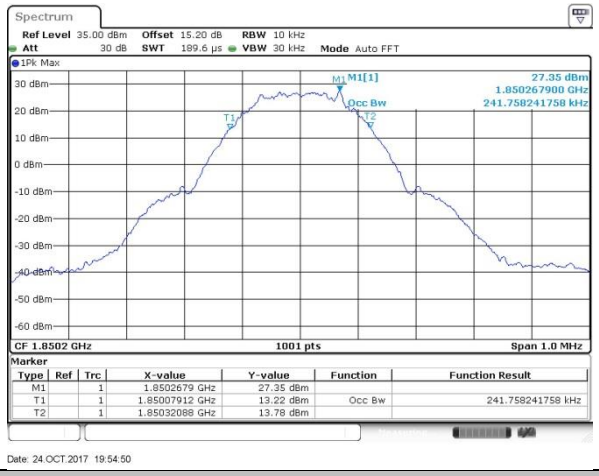

Middle Channel

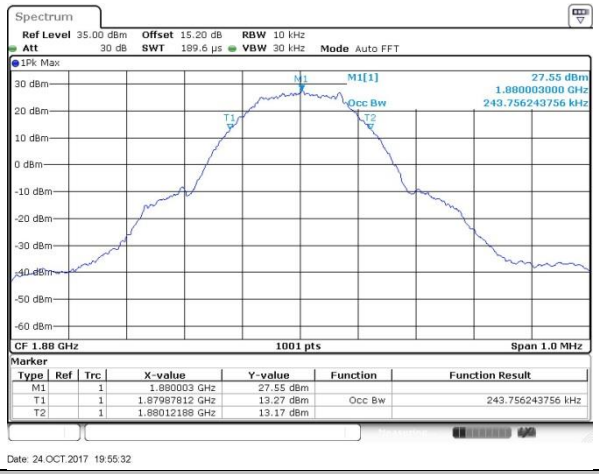

Highest Channel

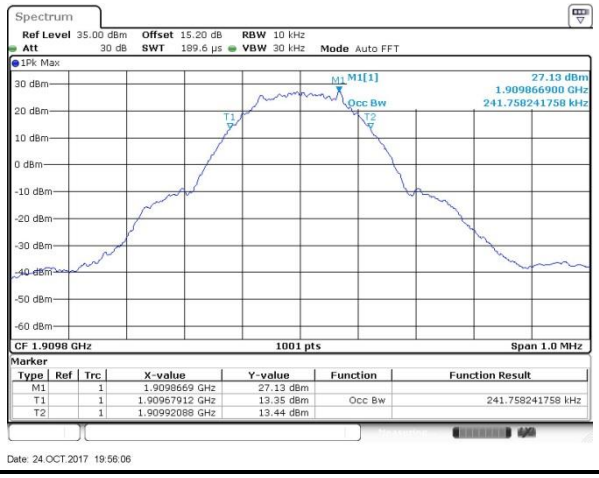

GSM1900 (EDGE class 8)

Lowest Channel

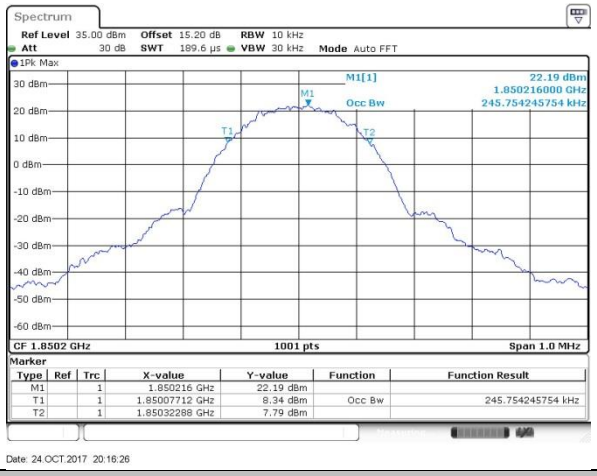

Middle Channel

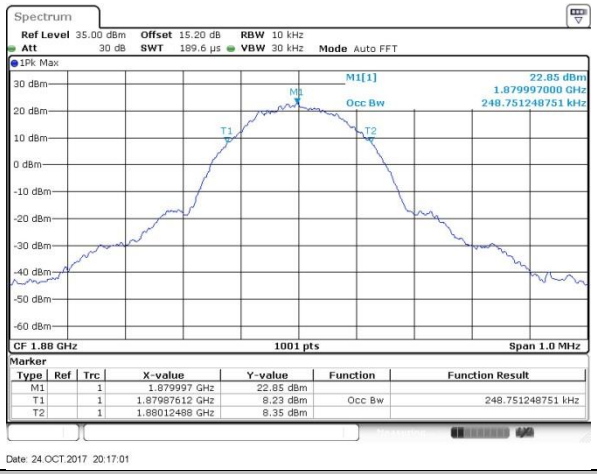

Highest Channel

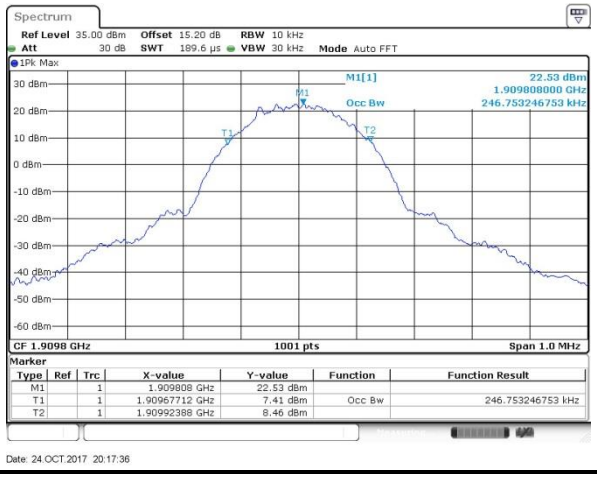

WCDMA Band V (RMC 12.2Kbps)	WCDMA Band II (RMC 12.2Kbps)
Lowest Channel	**Lowest Channel**
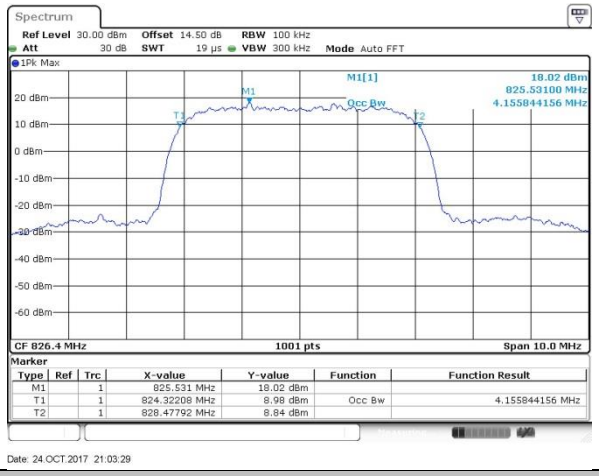	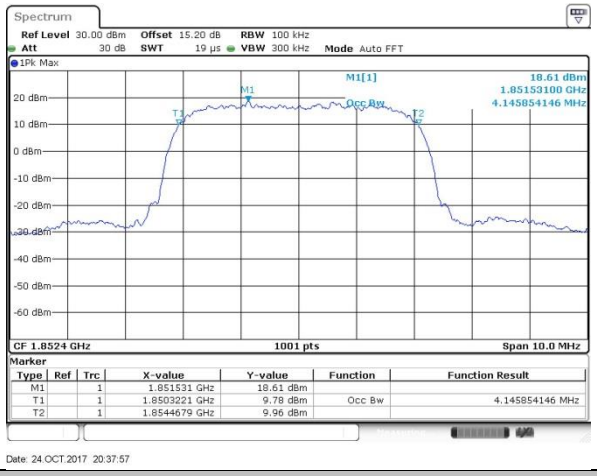
Middle Channel	**Middle Channel**
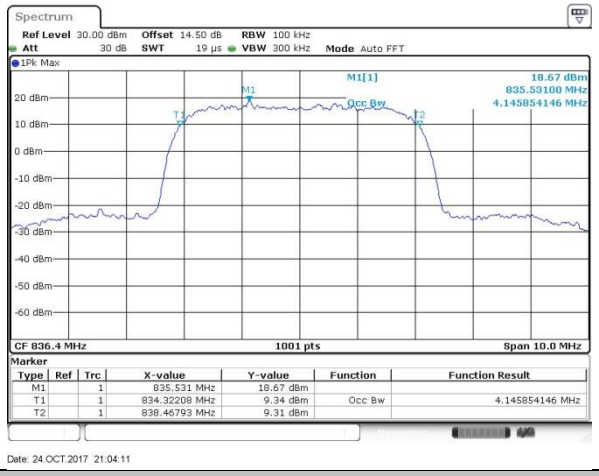	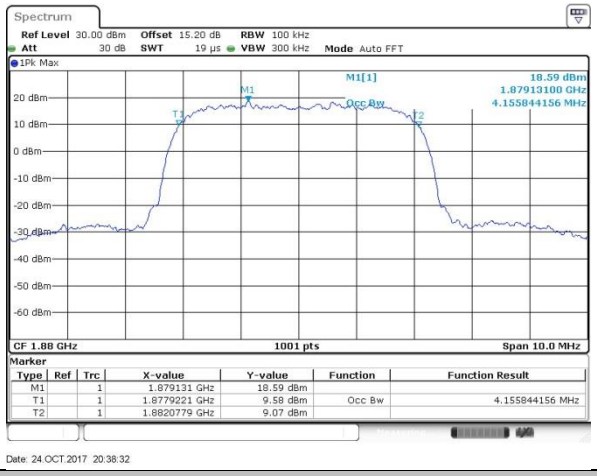
Highest Channel	**Highest Channel**
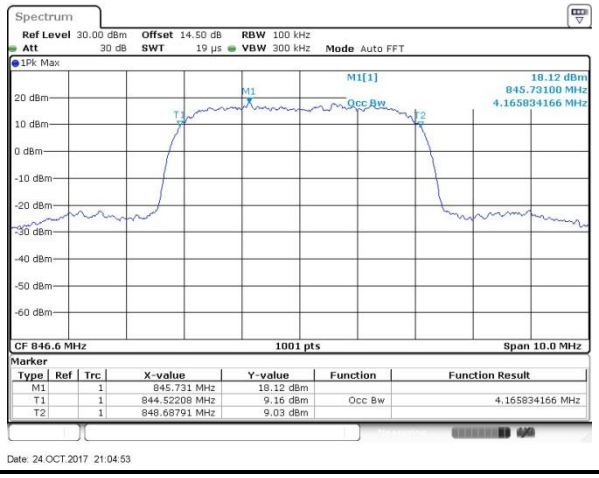	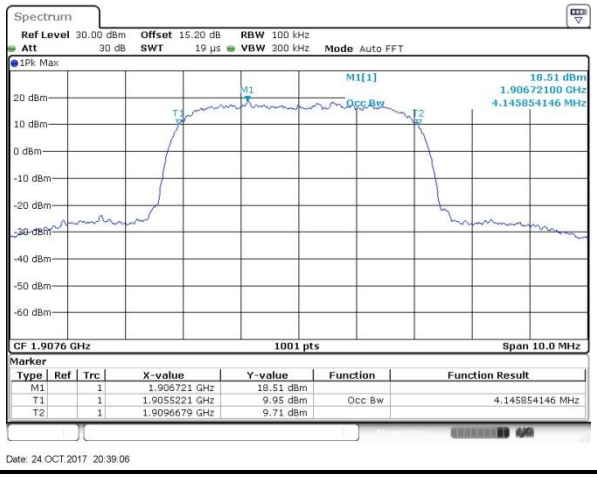

WCDMA Band IV (RMC 12.2Kbps)	
Lowest Channel	
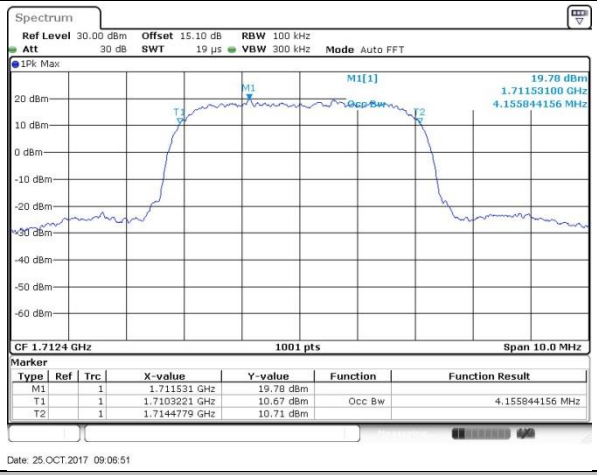	
Middle Channel	
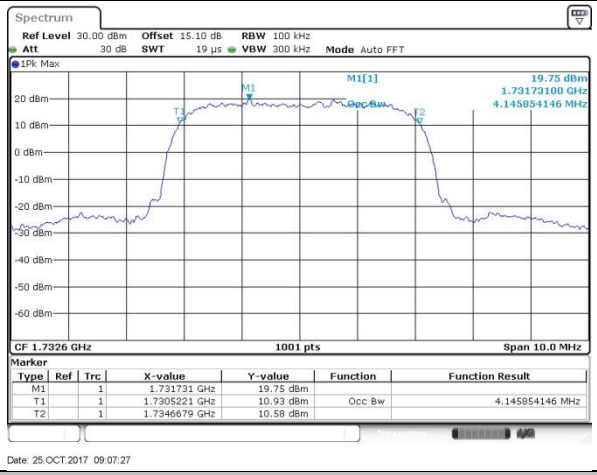	
Highest Channel	
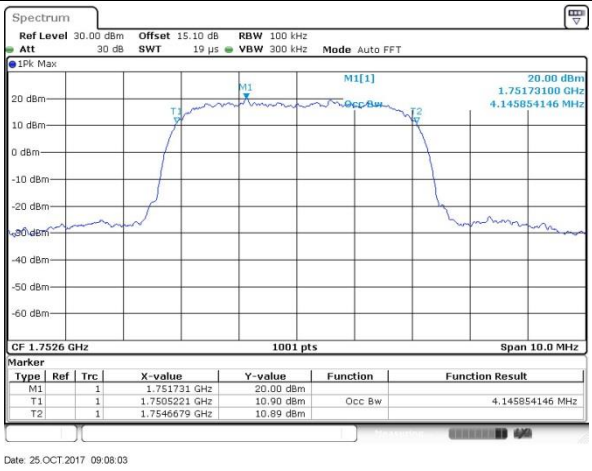	

Conducted Band Edge

GSM850 (GSM)

Lowest Band Edge

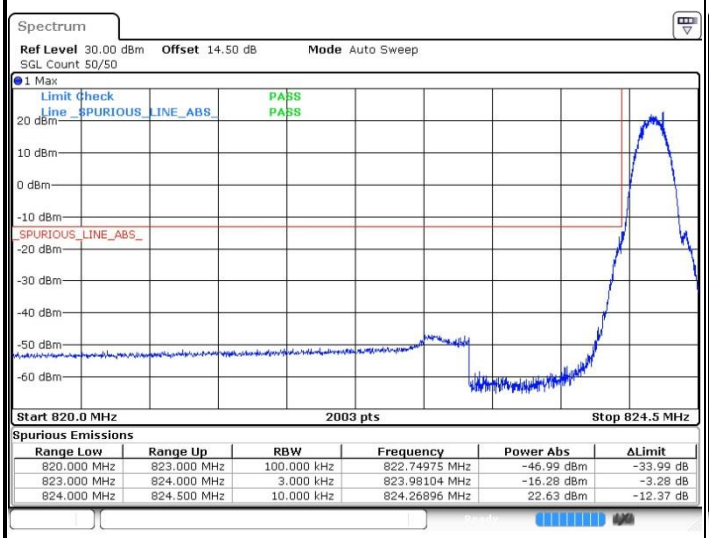

Spurious Emissions

Range Low	Range Up	RBW	Frequency	Power Abs	ΔLimit
820.000 MHz	823.000 MHz	100.000 kHz	822.74975 MHz	-46.99 dBm	-33.99 dB
823.000 MHz	824.000 MHz	3.000 kHz	823.98104 MHz	-16.28 dBm	-3.28 dB
824.000 MHz	824.500 MHz	10.000 kHz	824.26896 MHz	22.63 dBm	-12.37 dB

Date: 24.OCT.2017 18:59:02

Highest Band Edge

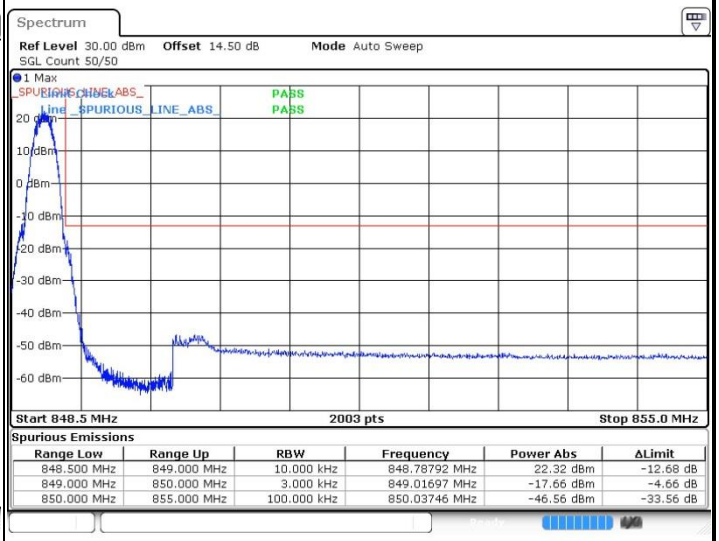

Spurious Emissions

Range Low	Range Up	RBW	Frequency	Power Abs	ΔLimit
848.500 MHz	849.000 MHz	10.000 kHz	848.78792 MHz	22.32 dBm	-12.68 dB
849.000 MHz	850.000 MHz	3.000 kHz	849.01697 MHz	-17.66 dBm	-4.66 dB
850.000 MHz	855.000 MHz	100.000 kHz	850.03746 MHz	-46.56 dBm	-33.56 dB

Date: 24.OCT.2017 19:00:55

GSM850 (EDGE class 8)

Lowest Band Edge

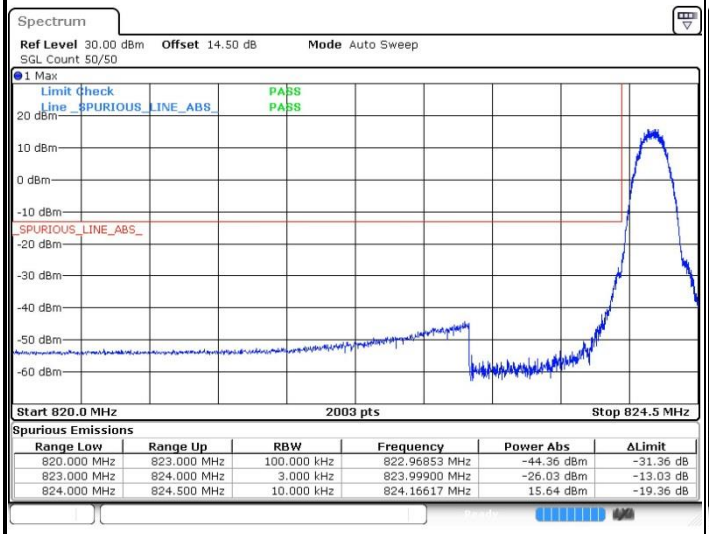

Spurious Emissions

Range Low	Range Up	RBW	Frequency	Power Abs	ΔLimit
820.000 MHz	823.000 MHz	100.000 kHz	822.96853 MHz	-44.36 dBm	-31.36 dB
823.000 MHz	824.000 MHz	3.000 kHz	823.99900 MHz	-26.03 dBm	-13.03 dB
824.000 MHz	824.500 MHz	10.000 kHz	824.16617 MHz	15.64 dBm	-19.36 dB

Date: 24.OCT.2017 19:31:23

Highest Band Edge

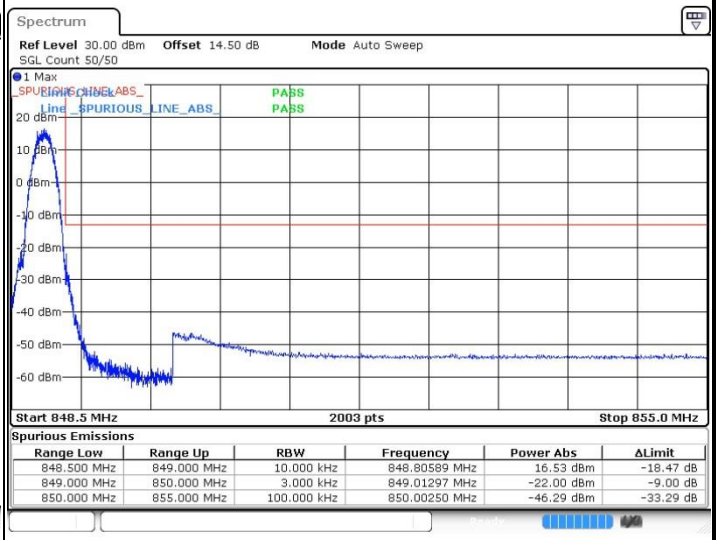

Spurious Emissions

Range Low	Range Up	RBW	Frequency	Power Abs	ΔLimit
848.500 MHz	849.000 MHz	10.000 kHz	848.80589 MHz	16.53 dBm	-18.47 dB
849.000 MHz	850.000 MHz	3.000 kHz	849.01297 MHz	-22.00 dBm	-9.00 dB
850.000 MHz	855.000 MHz	100.000 kHz	850.00250 MHz	-46.29 dBm	-33.29 dB

Date: 24.OCT.2017 19:33:03

GSM1900 (GSM)

Lowest Band Edge

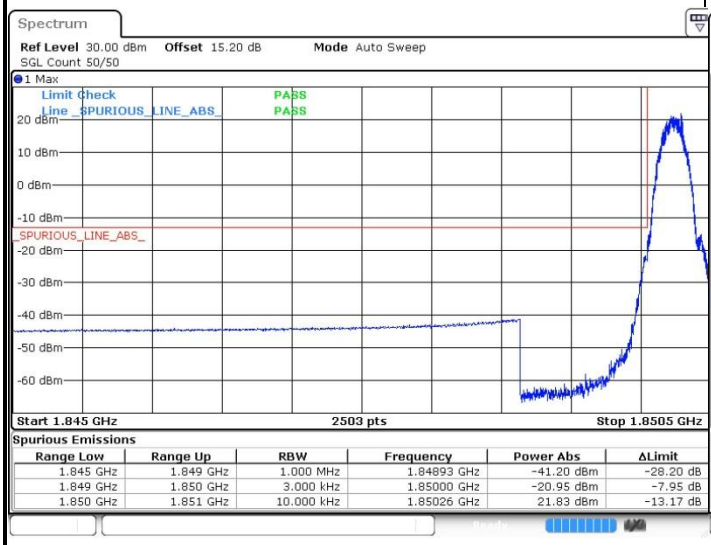

Spurious Emissions

Range Low	Range Up	RBW	Frequency	Power Abs	ΔLimit
1.845 GHz	1.849 GHz	1.000 MHz	1.84893 GHz	-41.20 dBm	-28.20 dB
1.849 GHz	1.850 GHz	3.000 kHz	1.85000 GHz	-20.95 dBm	-7.95 dB
1.850 GHz	1.851 GHz	10.000 kHz	1.85026 GHz	21.83 dBm	-13.17 dB

Date: 24.OCT.2017 19:58:04

Highest Band Edge

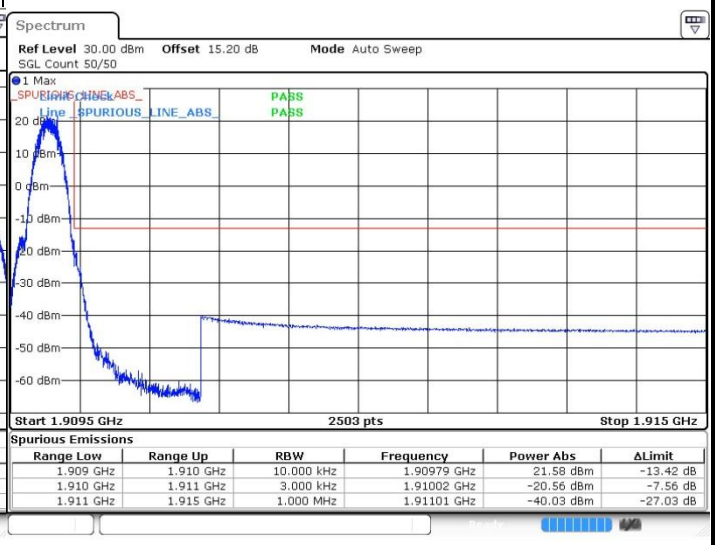

Spurious Emissions

Range Low	Range Up	RBW	Frequency	Power Abs	ΔLimit
1.909 GHz	1.910 GHz	10.000 kHz	1.90979 GHz	21.58 dBm	-13.42 dB
1.910 GHz	1.911 GHz	3.000 kHz	1.91002 GHz	-20.56 dBm	-7.56 dB
1.911 GHz	1.915 GHz	1.000 MHz	1.91101 GHz	-40.03 dBm	-27.03 dB

Date: 24.OCT.2017 19:59:44

GSM1900 (EDGE class 8)

Lowest Band Edge

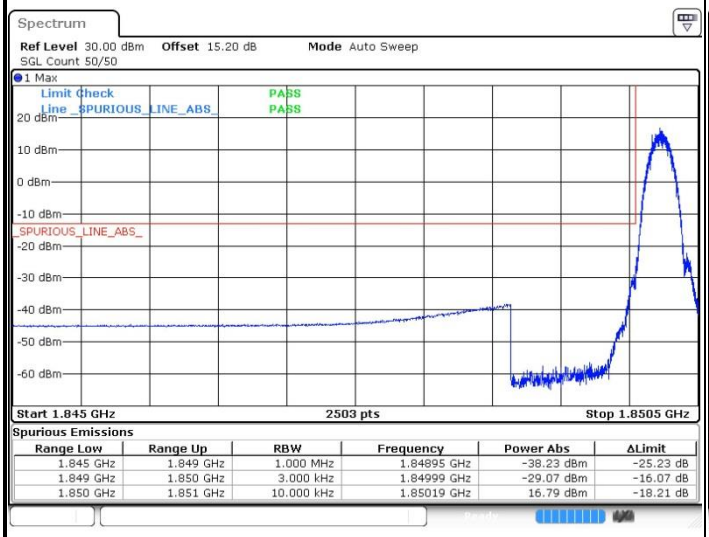

Spurious Emissions

Range Low	Range Up	RBW	Frequency	Power Abs	ΔLimit
1.845 GHz	1.849 GHz	1.000 MHz	1.84895 GHz	-38.23 dBm	-25.23 dB
1.849 GHz	1.850 GHz	3.000 kHz	1.84999 GHz	-29.07 dBm	-16.07 dB
1.850 GHz	1.851 GHz	10.000 kHz	1.85019 GHz	16.79 dBm	-18.21 dB

Date: 24.OCT.2017 20:19:55

Highest Band Edge

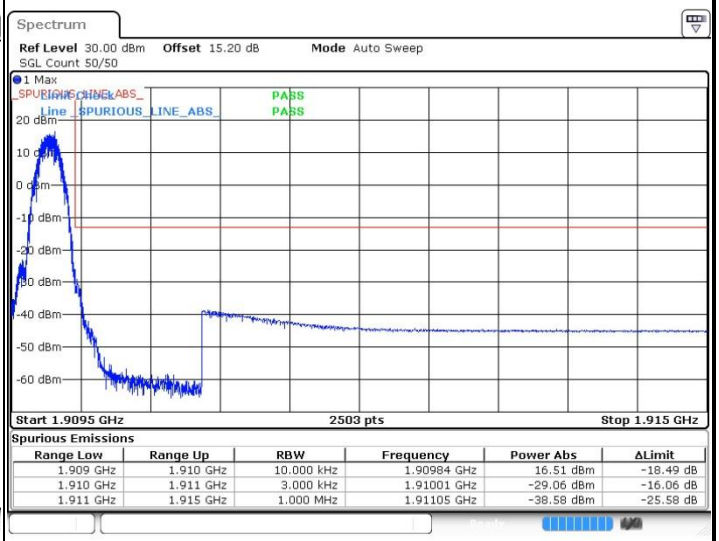

Spurious Emissions

Range Low	Range Up	RBW	Frequency	Power Abs	ΔLimit
1.909 GHz	1.910 GHz	10.000 kHz	1.90984 GHz	16.51 dBm	-18.49 dB
1.910 GHz	1.911 GHz	3.000 kHz	1.91001 GHz	-29.06 dBm	-16.06 dB
1.911 GHz	1.915 GHz	1.000 MHz	1.91105 GHz	-38.58 dBm	-25.58 dB

Date: 24.OCT.2017 20:21:26

WCDMA Band V (RMC 12.2Kbps)

Lowest Band Edge

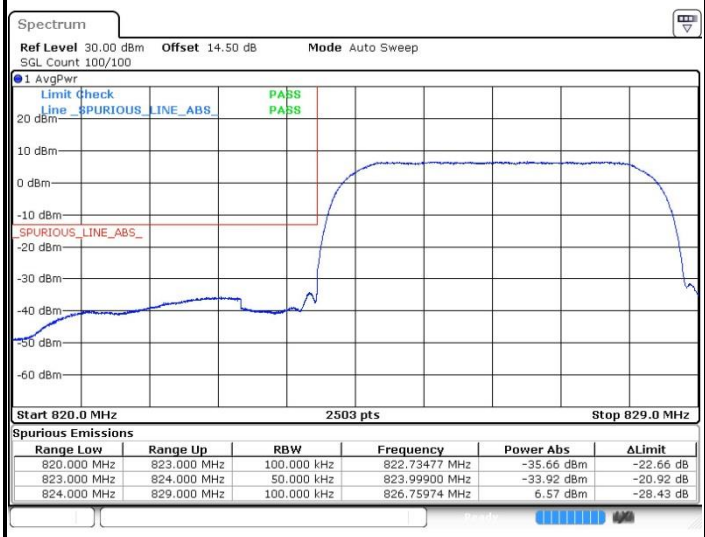

Spurious Emissions

Range Low	Range Up	RBW	Frequency	Power Abs	ΔLimit
820.000 MHz	823.000 MHz	100.000 kHz	822.73477 MHz	-35.66 dBm	-22.66 dB
823.000 MHz	824.000 MHz	50.000 kHz	823.99900 MHz	-33.92 dBm	-20.92 dB
824.000 MHz	829.000 MHz	100.000 kHz	826.75974 MHz	6.57 dBm	-28.43 dB

Date: 24.OCT.2017 21:08:11

Highest Band Edge

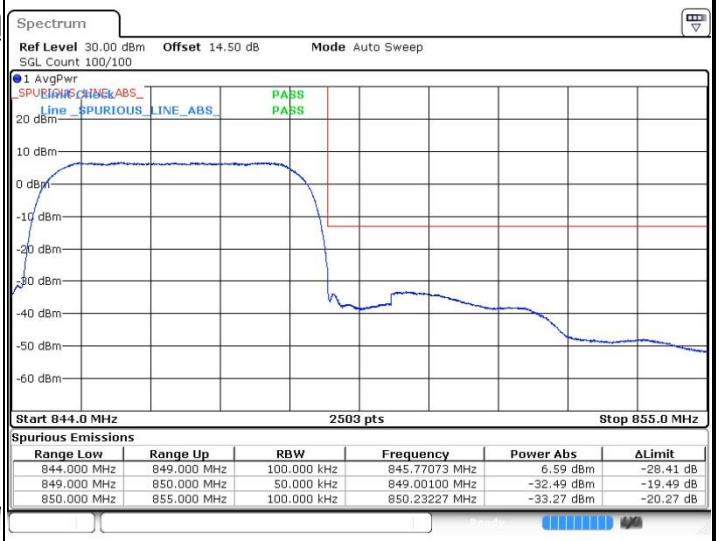

Spurious Emissions

Range Low	Range Up	RBW	Frequency	Power Abs	ΔLimit
844.000 MHz	849.000 MHz	100.000 kHz	845.77073 MHz	6.59 dBm	-28.41 dB
849.000 MHz	850.000 MHz	50.000 kHz	849.00100 MHz	-32.49 dBm	-19.49 dB
850.000 MHz	855.000 MHz	100.000 kHz	850.23227 MHz	-33.27 dBm	-20.27 dB

Date: 24.OCT.2017 21:11:02

WCDMA Band II (RMC 12.2Kbps)

Lowest Band Edge

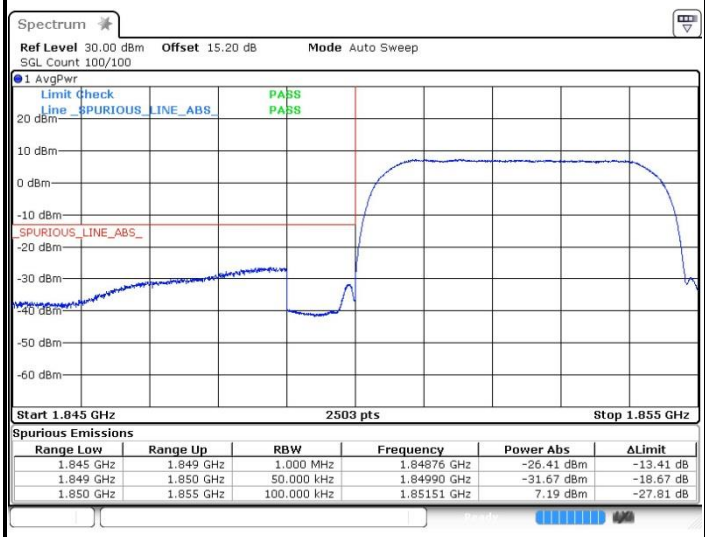

Spurious Emissions

Range Low	Range Up	RBW	Frequency	Power Abs	ΔLimit
1.845 GHz	1.849 GHz	1.000 MHz	1.84876 GHz	-26.41 dBm	-13.41 dB
1.849 GHz	1.850 GHz	50.000 kHz	1.84990 GHz	-31.67 dBm	-18.67 dB
1.850 GHz	1.855 GHz	100.000 kHz	1.85151 GHz	7.19 dBm	-27.81 dB

Date: 24.OCT.2017 20:42:08

Highest Band Edge

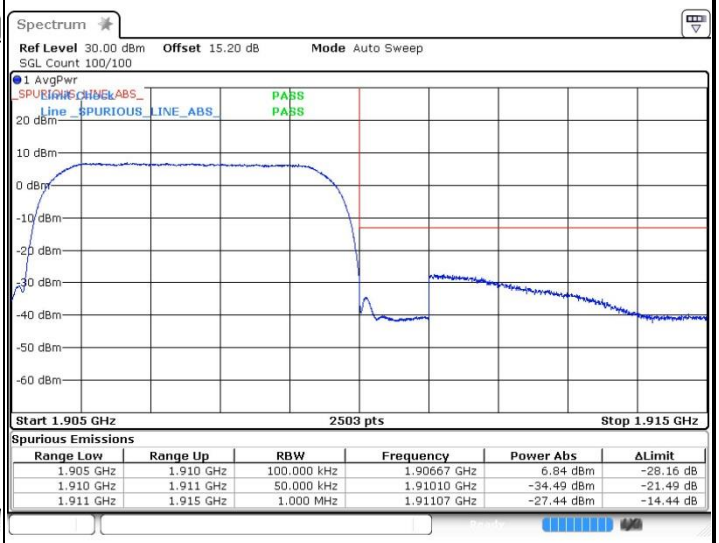

Spurious Emissions

Range Low	Range Up	RBW	Frequency	Power Abs	ΔLimit
1.905 GHz	1.910 GHz	100.000 kHz	1.90667 GHz	6.84 dBm	-28.16 dB
1.910 GHz	1.911 GHz	50.000 kHz	1.91010 GHz	-34.49 dBm	-21.49 dB
1.911 GHz	1.915 GHz	1.000 MHz	1.91107 GHz	-27.44 dBm	-14.44 dB

Date: 24.OCT.2017 20:45:00

WCDMA Band IV (RMC 12.2Kbps)

Lowest Band Edge

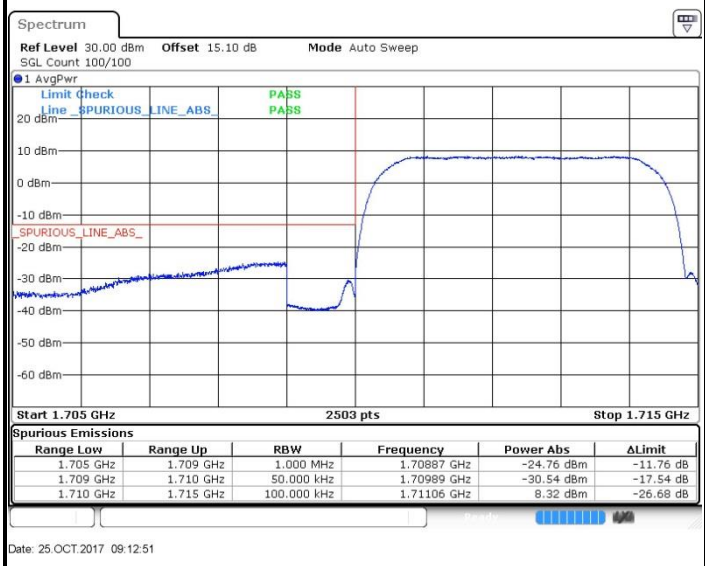

Spurious Emissions

Range Low	Range Up	RBW	Frequency	Power Abs	ΔLimit
1.705 GHz	1.709 GHz	1.000 MHz	1.70887 GHz	-24.76 dBm	-11.76 dB
1.709 GHz	1.710 GHz	50.000 kHz	1.70989 GHz	-30.54 dBm	-17.54 dB
1.710 GHz	1.715 GHz	100.000 kHz	1.71106 GHz	8.32 dBm	-26.68 dB

Date: 25.OCT.2017 09:12:51

Highest Band Edge

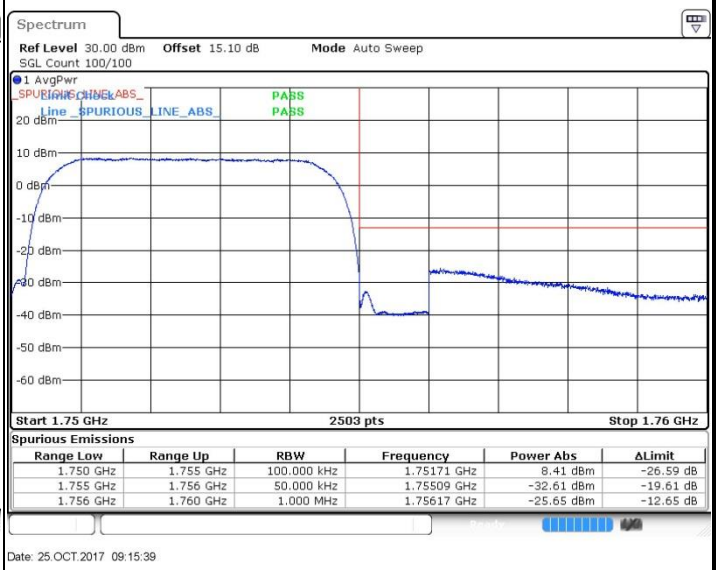

Spurious Emissions

Range Low	Range Up	RBW	Frequency	Power Abs	ΔLimit
1.750 GHz	1.755 GHz	100.000 kHz	1.75171 GHz	8.41 dBm	-26.59 dB
1.755 GHz	1.756 GHz	50.000 kHz	1.75509 GHz	-32.61 dBm	-19.61 dB
1.756 GHz	1.760 GHz	1.000 MHz	1.75617 GHz	-25.65 dBm	-12.65 dB

Date: 25.OCT.2017 09:15:39

Conducted Spurious Emission

GSM850 (GSM)

Lowest Channel

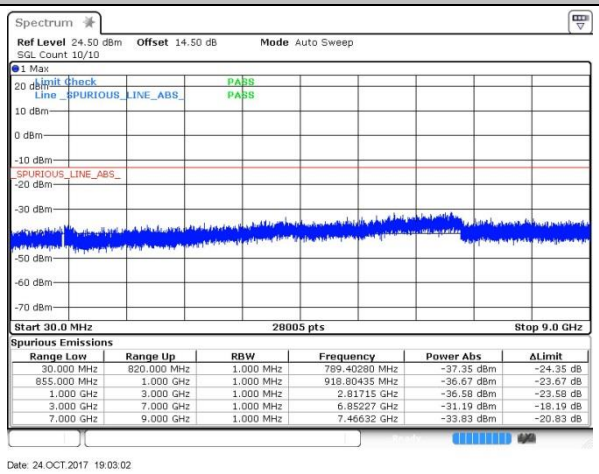

Range Low	Range Up	RBW	Frequency	Power Abs	ΔLimit
30.000 MHz	820.000 MHz	1.000 MHz	789.40280 MHz	-37.35 dBm	-24.35 dB
855.000 MHz	1.000 GHz	1.000 MHz	918.80435 MHz	-36.67 dBm	-23.67 dB
1.000 GHz	3.000 GHz	1.000 MHz	2.81715 GHz	-36.58 dBm	-23.58 dB
3.000 GHz	7.000 GHz	1.000 MHz	6.85227 GHz	-31.19 dBm	-18.19 dB
7.000 GHz	9.000 GHz	1.000 MHz	7.46632 GHz	-33.83 dBm	-20.83 dB

Date: 24.OCT.2017 19:03:02

Middle Channel

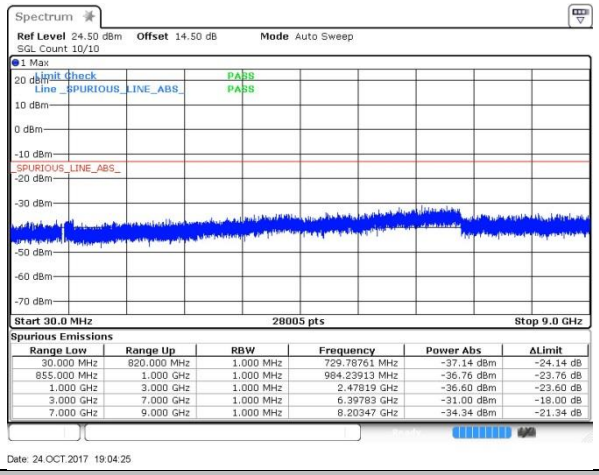

Range Low	Range Up	RBW	Frequency	Power Abs	ΔLimit
30.000 MHz	820.000 MHz	1.000 MHz	729.78761 MHz	-37.14 dBm	-24.14 dB
855.000 MHz	1.000 GHz	1.000 MHz	984.23913 MHz	-36.76 dBm	-23.76 dB
1.000 GHz	3.000 GHz	1.000 MHz	2.47819 GHz	-36.60 dBm	-23.60 dB
3.000 GHz	7.000 GHz	1.000 MHz	6.39783 GHz	-31.00 dBm	-18.00 dB
7.000 GHz	9.000 GHz	1.000 MHz	8.20347 GHz	-34.34 dBm	-21.34 dB

Date: 24.OCT.2017 19:04:25

Highest Channel

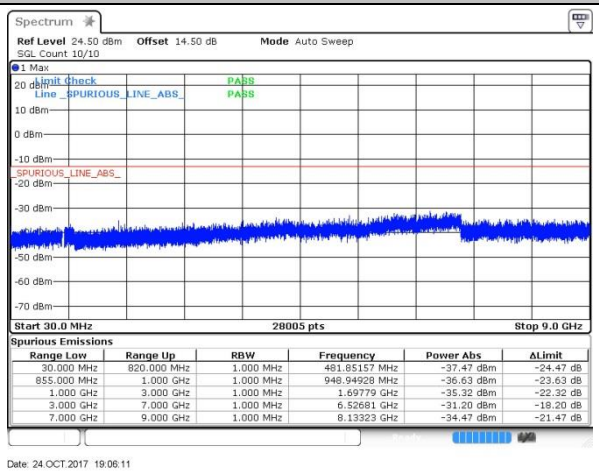

Range Low	Range Up	RBW	Frequency	Power Abs	ΔLimit
30.000 MHz	820.000 MHz	1.000 MHz	481.85157 MHz	-37.47 dBm	-24.47 dB
855.000 MHz	1.000 GHz	1.000 MHz	948.94928 MHz	-36.63 dBm	-23.63 dB
1.000 GHz	3.000 GHz	1.000 MHz	1.69779 GHz	-35.32 dBm	-22.32 dB
3.000 GHz	7.000 GHz	1.000 MHz	6.52681 GHz	-31.20 dBm	-18.20 dB
7.000 GHz	9.000 GHz	1.000 MHz	8.13323 GHz	-34.47 dBm	-21.47 dB

Date: 24.OCT.2017 19:06:11

GSM850 (EDGE class 8)

Lowest Channel

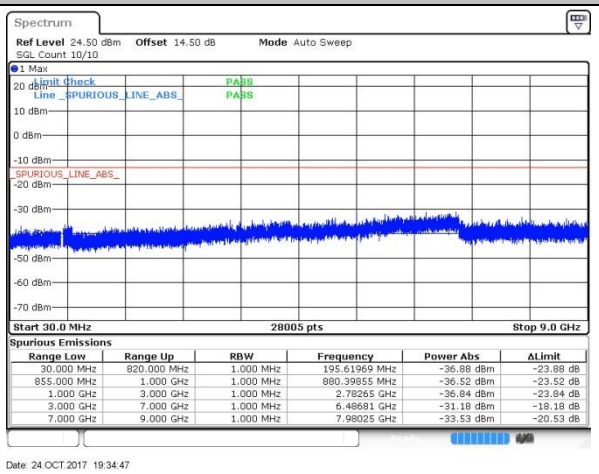

Range Low	Range Up	RBW	Frequency	Power Abs	ΔLimit
30.000 MHz	820.000 MHz	1.000 MHz	195.61969 MHz	-36.88 dBm	-23.88 dB
855.000 MHz	1.000 GHz	1.000 MHz	880.39855 MHz	-36.52 dBm	-23.52 dB
1.000 GHz	3.000 GHz	1.000 MHz	2.78265 GHz	-36.84 dBm	-23.84 dB
3.000 GHz	7.000 GHz	1.000 MHz	6.48681 GHz	-31.18 dBm	-18.18 dB
7.000 GHz	9.000 GHz	1.000 MHz	7.98025 GHz	-33.53 dBm	-20.53 dB

Date: 24.OCT.2017 19:34:47

Middle Channel

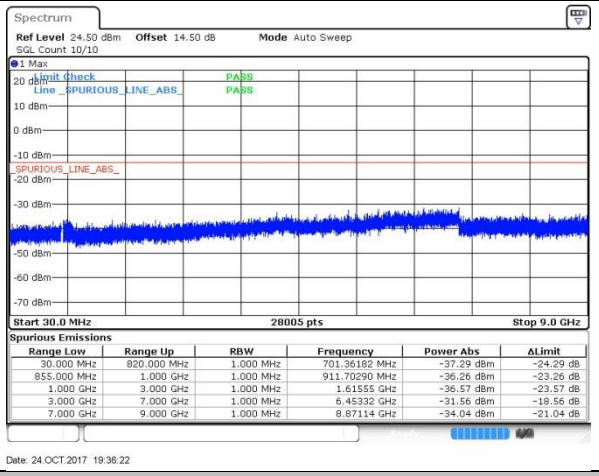

Range Low	Range Up	RBW	Frequency	Power Abs	ΔLimit
30.000 MHz	820.000 MHz	1.000 MHz	701.36182 MHz	-37.29 dBm	-24.29 dB
855.000 MHz	1.000 GHz	1.000 MHz	911.70290 MHz	-36.26 dBm	-23.26 dB
1.000 GHz	3.000 GHz	1.000 MHz	1.61555 GHz	-36.57 dBm	-23.57 dB
3.000 GHz	7.000 GHz	1.000 MHz	6.45332 GHz	-31.56 dBm	-18.56 dB
7.000 GHz	9.000 GHz	1.000 MHz	8.87114 GHz	-34.04 dBm	-21.04 dB

Date: 24.OCT.2017 19:36:22

Highest Channel

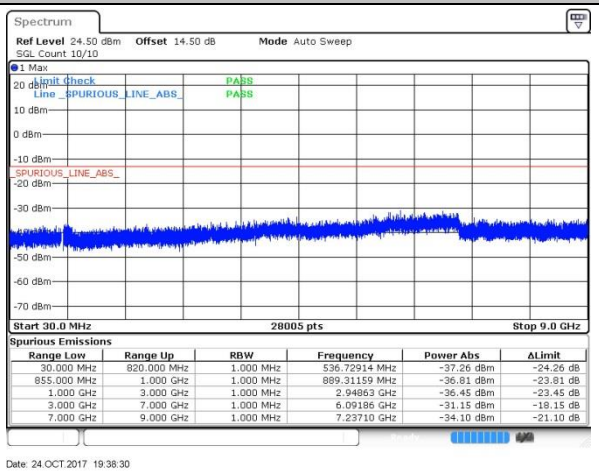

Range Low	Range Up	RBW	Frequency	Power Abs	ΔLimit
30.000 MHz	820.000 MHz	1.000 MHz	536.72914 MHz	-37.26 dBm	-24.26 dB
855.000 MHz	1.000 GHz	1.000 MHz	889.31159 MHz	-36.81 dBm	-23.81 dB
1.000 GHz	3.000 GHz	1.000 MHz	2.94863 GHz	-36.45 dBm	-23.45 dB
3.000 GHz	7.000 GHz	1.000 MHz	6.09186 GHz	-31.15 dBm	-18.15 dB
7.000 GHz	9.000 GHz	1.000 MHz	7.23710 GHz	-34.10 dBm	-21.10 dB

Date: 24.OCT.2017 19:38:30

GSM1900 (GSM)

Lowest Channel

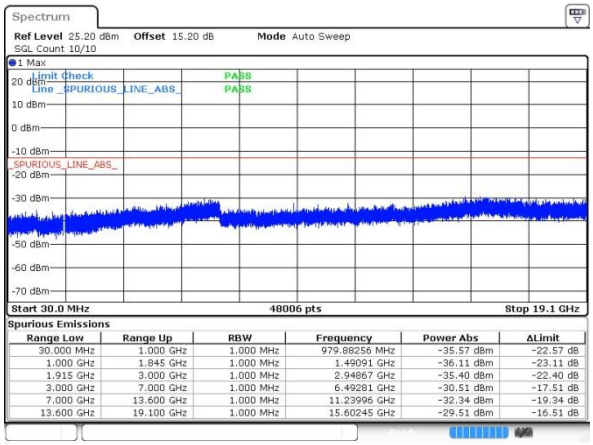

Spurious Emissions

Range Low	Range Up	RBW	Frequency	Power Abs	ΔLimit
30.000 MHz	1.000 GHz	1.000 MHz	979.88256 MHz	-35.57 dBm	-22.57 dB
1.000 GHz	1.845 GHz	1.000 MHz	1.49091 GHz	-36.11 dBm	-23.11 dB
1.915 GHz	3.000 GHz	1.000 MHz	2.94867 GHz	-35.40 dBm	-22.40 dB
3.000 GHz	7.000 GHz	1.000 MHz	6.49281 GHz	-30.51 dBm	-17.51 dB
7.000 GHz	13.600 GHz	1.000 MHz	11.23996 GHz	-32.34 dBm	-19.34 dB
13.600 GHz	19.100 GHz	1.000 MHz	15.60245 GHz	-29.51 dBm	-16.51 dB

Date: 24.OCT.2017 20:01:43

Middle Channel

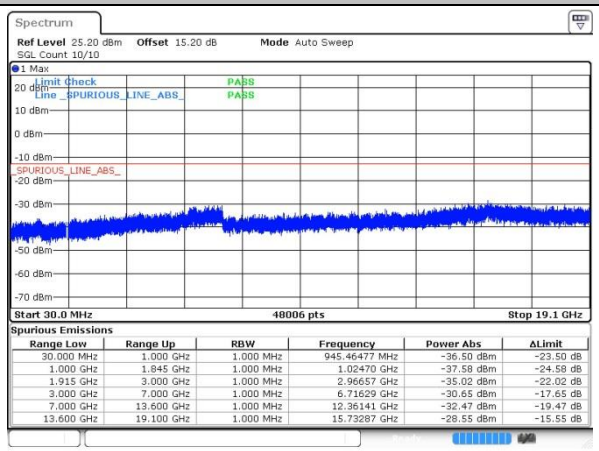

Spurious Emissions

Range Low	Range Up	RBW	Frequency	Power Abs	ΔLimit
30.000 MHz	1.000 GHz	1.000 MHz	945.46477 MHz	-36.50 dBm	-23.50 dB
1.000 GHz	1.845 GHz	1.000 MHz	1.02470 GHz	-37.58 dBm	-24.58 dB
1.915 GHz	3.000 GHz	1.000 MHz	2.96657 GHz	-35.02 dBm	-22.02 dB
3.000 GHz	7.000 GHz	1.000 MHz	6.71629 GHz	-30.65 dBm	-17.65 dB
7.000 GHz	13.600 GHz	1.000 MHz	12.36141 GHz	-32.47 dBm	-19.47 dB
13.600 GHz	19.100 GHz	1.000 MHz	15.73287 GHz	-28.55 dBm	-15.55 dB

Date: 24.OCT.2017 20:03:06

Highest Channel

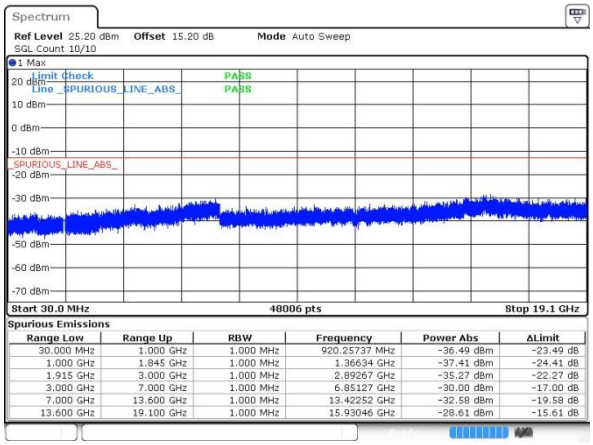

Spurious Emissions

Range Low	Range Up	RBW	Frequency	Power Abs	ΔLimit
30.000 MHz	1.000 GHz	1.000 MHz	920.25737 MHz	-36.49 dBm	-23.49 dB
1.000 GHz	1.845 GHz	1.000 MHz	1.36634 GHz	-37.41 dBm	-24.41 dB
1.915 GHz	3.000 GHz	1.000 MHz	2.89267 GHz	-35.27 dBm	-22.27 dB
3.000 GHz	7.000 GHz	1.000 MHz	6.85127 GHz	-30.00 dBm	-17.00 dB
7.000 GHz	13.600 GHz	1.000 MHz	13.42252 GHz	-32.58 dBm	-19.58 dB
13.600 GHz	19.100 GHz	1.000 MHz	15.93046 GHz	-28.61 dBm	-15.61 dB

Date: 24.OCT.2017 20:04:28

GSM1900 (EDGE class 8)

Lowest Channel

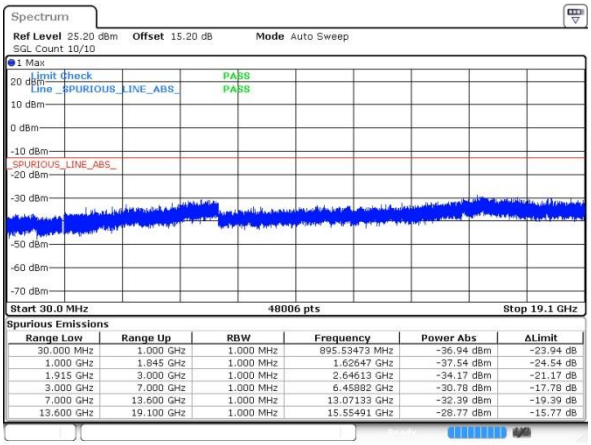

Spurious Emissions

Range Low	Range Up	RBW	Frequency	Power Abs	ΔLimit
30.000 MHz	1.000 GHz	1.000 MHz	895.53473 MHz	-36.94 dBm	-23.94 dB
1.000 GHz	1.845 GHz	1.000 MHz	1.62647 GHz	-37.54 dBm	-24.54 dB
1.915 GHz	3.000 GHz	1.000 MHz	2.64613 GHz	-34.17 dBm	-21.17 dB
3.000 GHz	7.000 GHz	1.000 MHz	6.45882 GHz	-30.78 dBm	-17.78 dB
7.000 GHz	13.600 GHz	1.000 MHz	13.07133 GHz	-32.39 dBm	-19.39 dB
13.600 GHz	19.100 GHz	1.000 MHz	15.55491 GHz	-28.77 dBm	-15.77 dB

Date: 24.OCT.2017 20:22:53

Middle Channel

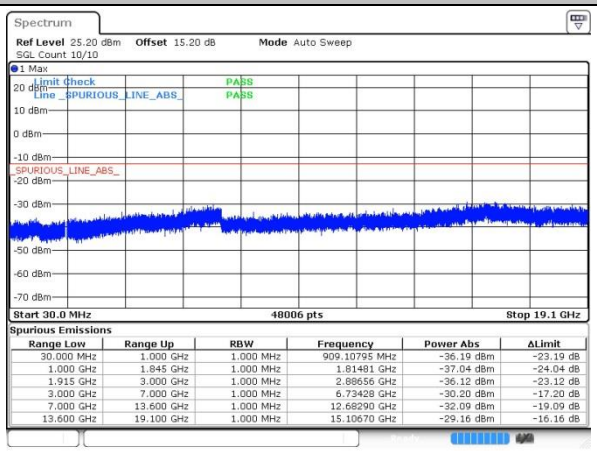

Spurious Emissions

Range Low	Range Up	RBW	Frequency	Power Abs	ΔLimit
30.000 MHz	1.000 GHz	1.000 MHz	909.10795 MHz	-36.19 dBm	-23.19 dB
1.000 GHz	1.845 GHz	1.000 MHz	1.81481 GHz	-37.04 dBm	-24.04 dB
1.915 GHz	3.000 GHz	1.000 MHz	2.88656 GHz	-36.12 dBm	-23.12 dB
3.000 GHz	7.000 GHz	1.000 MHz	6.73428 GHz	-30.20 dBm	-17.20 dB
7.000 GHz	13.600 GHz	1.000 MHz	12.68290 GHz	-32.09 dBm	-19.09 dB
13.600 GHz	19.100 GHz	1.000 MHz	15.10670 GHz	-29.16 dBm	-16.16 dB

Date: 24.OCT.2017 20:24:16

Highest Channel

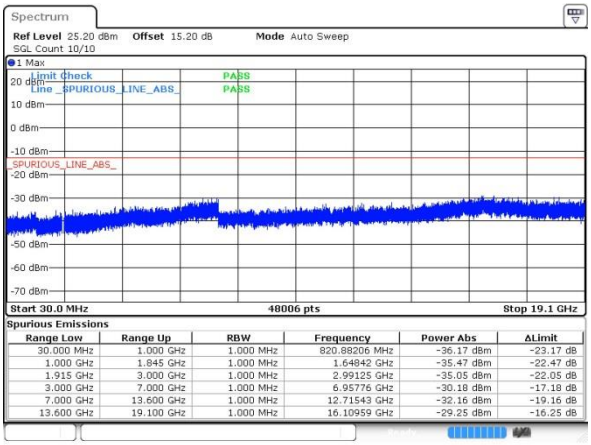

Spurious Emissions

Range Low	Range Up	RBW	Frequency	Power Abs	ΔLimit
30.000 MHz	1.000 GHz	1.000 MHz	820.88206 MHz	-36.17 dBm	-23.17 dB
1.000 GHz	1.845 GHz	1.000 MHz	1.64842 GHz	-35.47 dBm	-22.47 dB
1.915 GHz	3.000 GHz	1.000 MHz	2.99125 GHz	-35.05 dBm	-22.05 dB
3.000 GHz	7.000 GHz	1.000 MHz	6.95776 GHz	-30.18 dBm	-17.18 dB
7.000 GHz	13.600 GHz	1.000 MHz	12.71543 GHz	-32.16 dBm	-19.16 dB
13.600 GHz	19.100 GHz	1.000 MHz	16.10959 GHz	-29.25 dBm	-16.25 dB

Date: 24.OCT.2017 20:25:40

WCDMA Band V (RMC 12.2Kbps)

Lowest Channel

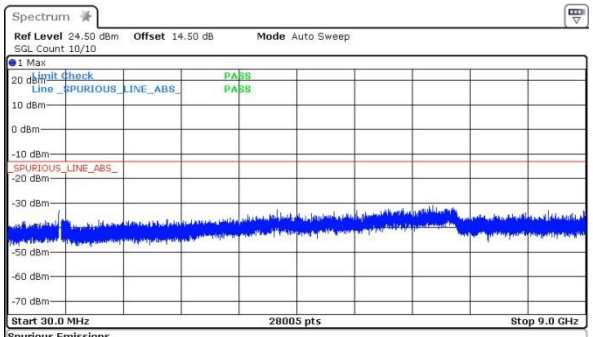

Spurious Emissions

Range Low	Range Up	RBW	Frequency	Power Abs	ΔLimit
30.000 MHz	820.000 MHz	1.000 MHz	819.80260 MHz	-33.13 dBm	-20.13 dB
855.000 MHz	1.000 GHz	1.000 MHz	870.54348 MHz	-36.60 dBm	-23.60 dB
1.000 GHz	3.000 GHz	1.000 MHz	2.50419 GHz	-36.80 dBm	-23.80 dB
3.000 GHz	7.000 GHz	1.000 MHz	6.63030 GHz	-30.98 dBm	-17.98 dB
7.000 GHz	9.000 GHz	1.000 MHz	8.96938 GHz	-32.99 dBm	-19.99 dB

Date: 24.OCT.2017 21:12:28

Middle Channel

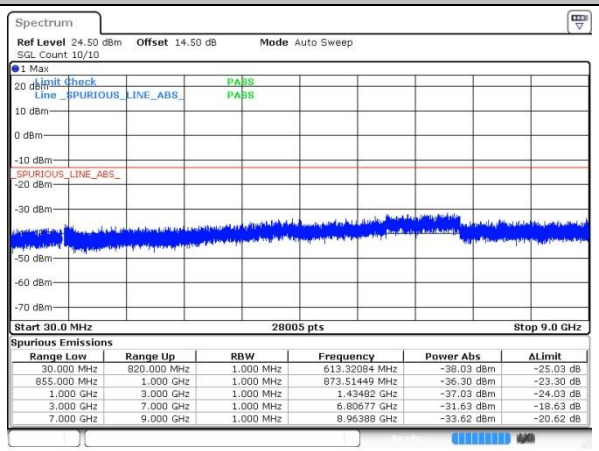

Spurious Emissions

Range Low	Range Up	RBW	Frequency	Power Abs	ΔLimit
30.000 MHz	820.000 MHz	1.000 MHz	613.32084 MHz	-38.03 dBm	-25.03 dB
855.000 MHz	1.000 GHz	1.000 MHz	873.51449 MHz	-36.30 dBm	-23.30 dB
1.000 GHz	3.000 GHz	1.000 MHz	1.43482 GHz	-37.03 dBm	-24.03 dB
3.000 GHz	7.000 GHz	1.000 MHz	6.80677 GHz	-31.63 dBm	-18.63 dB
7.000 GHz	9.000 GHz	1.000 MHz	8.96388 GHz	-33.62 dBm	-20.62 dB

Date: 24.OCT.2017 21:13:51

Highest Channel

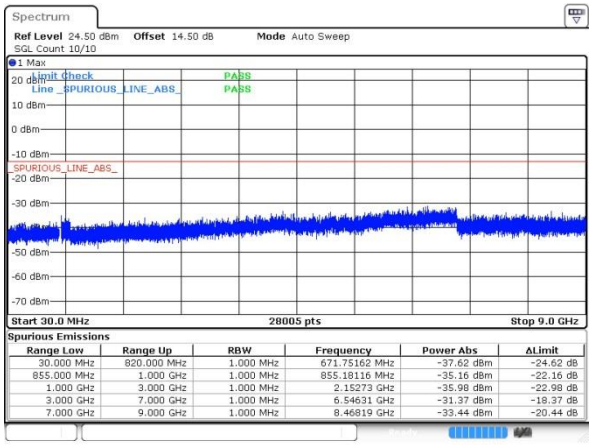

Spurious Emissions

Range Low	Range Up	RBW	Frequency	Power Abs	ΔLimit
30.000 MHz	820.000 MHz	1.000 MHz	671.75162 MHz	-37.62 dBm	-24.62 dB
855.000 MHz	1.000 GHz	1.000 MHz	855.18116 MHz	-35.16 dBm	-22.16 dB
1.000 GHz	3.000 GHz	1.000 MHz	2.15273 GHz	-35.98 dBm	-22.98 dB
3.000 GHz	7.000 GHz	1.000 MHz	6.54631 GHz	-31.37 dBm	-18.37 dB
7.000 GHz	9.000 GHz	1.000 MHz	8.46819 GHz	-33.44 dBm	-20.44 dB

Date: 24.OCT.2017 21:15:14

WCDMA Band II (RMC 12.2Kbps)

Lowest Channel

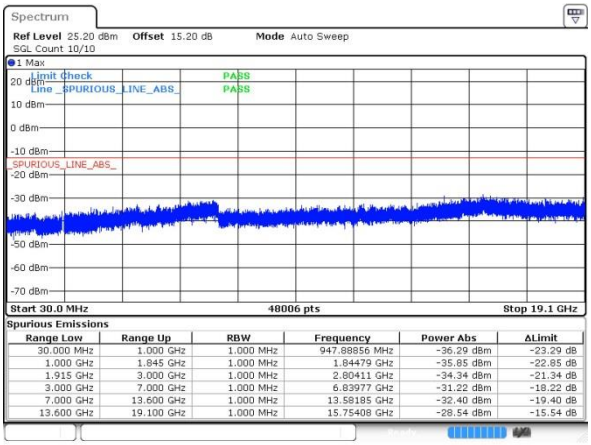

Spurious Emissions

Range Low	Range Up	RBW	Frequency	Power Abs	ΔLimit
30.000 MHz	1.000 GHz	1.000 MHz	947.88856 MHz	-36.29 dBm	-23.29 dB
1.000 GHz	1.845 GHz	1.000 MHz	1.84479 GHz	-35.85 dBm	-22.85 dB
1.915 GHz	3.000 GHz	1.000 MHz	2.80411 GHz	-34.34 dBm	-21.34 dB
3.000 GHz	7.000 GHz	1.000 MHz	6.83977 GHz	-31.22 dBm	-18.22 dB
7.000 GHz	13.600 GHz	1.000 MHz	13.58185 GHz	-32.40 dBm	-19.40 dB
13.600 GHz	19.100 GHz	1.000 MHz	15.75408 GHz	-28.54 dBm	-15.54 dB

Date: 24.OCT.2017 20:47:44

Middle Channel

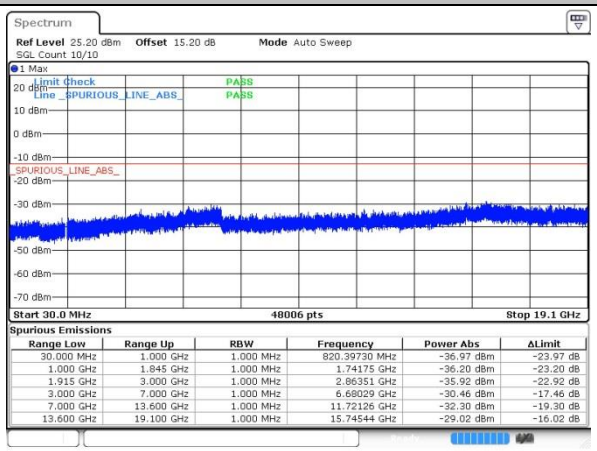

Spurious Emissions

Range Low	Range Up	RBW	Frequency	Power Abs	ΔLimit
30.000 MHz	1.000 GHz	1.000 MHz	820.39730 MHz	-36.97 dBm	-23.97 dB
1.000 GHz	1.845 GHz	1.000 MHz	1.74175 GHz	-36.20 dBm	-23.20 dB
1.915 GHz	3.000 GHz	1.000 MHz	2.86351 GHz	-35.92 dBm	-22.92 dB
3.000 GHz	7.000 GHz	1.000 MHz	6.68029 GHz	-30.46 dBm	-17.46 dB
7.000 GHz	13.600 GHz	1.000 MHz	11.72126 GHz	-32.30 dBm	-19.30 dB
13.600 GHz	19.100 GHz	1.000 MHz	15.74544 GHz	-29.02 dBm	-16.02 dB

Date: 24.OCT.2017 20:49:09

Highest Channel

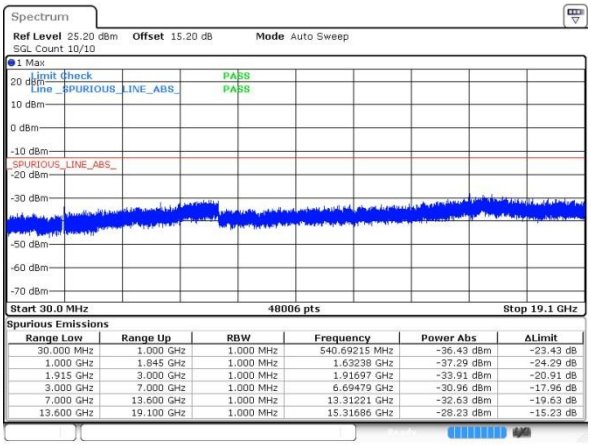

Spurious Emissions

Range Low	Range Up	RBW	Frequency	Power Abs	ΔLimit
30.000 MHz	1.000 GHz	1.000 MHz	540.69215 MHz	-36.43 dBm	-23.43 dB
1.000 GHz	1.845 GHz	1.000 MHz	1.63238 GHz	-37.29 dBm	-24.29 dB
1.915 GHz	3.000 GHz	1.000 MHz	1.91697 GHz	-33.91 dBm	-20.91 dB
3.000 GHz	7.000 GHz	1.000 MHz	6.69479 GHz	-30.96 dBm	-17.96 dB
7.000 GHz	13.600 GHz	1.000 MHz	13.31221 GHz	-32.63 dBm	-19.63 dB
13.600 GHz	19.100 GHz	1.000 MHz	15.31686 GHz	-28.23 dBm	-15.23 dB

Date: 24.OCT.2017 20:50:43

WCDMA Band IV (RMC 12.2Kbps)

Lowest Channel

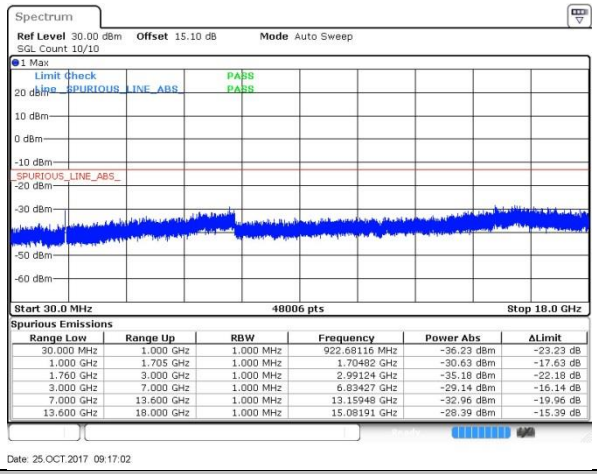

Spurious Emissions

Range Low	Range Up	RBW	Frequency	Power Abs	ΔLimit
30.000 MHz	1.000 GHz	1.000 MHz	922.68116 MHz	-36.23 dBm	-23.23 dB
1.000 GHz	1.705 GHz	1.000 MHz	1.70482 GHz	-30.63 dBm	-17.63 dB
1.760 GHz	3.000 GHz	1.000 MHz	2.99124 GHz	-35.18 dBm	-22.18 dB
3.000 GHz	7.000 GHz	1.000 MHz	6.83427 GHz	-29.14 dBm	-16.14 dB
7.000 GHz	13.600 GHz	1.000 MHz	13.15948 GHz	-32.96 dBm	-19.96 dB
13.600 GHz	18.000 GHz	1.000 MHz	15.08191 GHz	-28.39 dBm	-15.39 dB

Date: 25.OCT.2017 09:17:02

Middle Channel

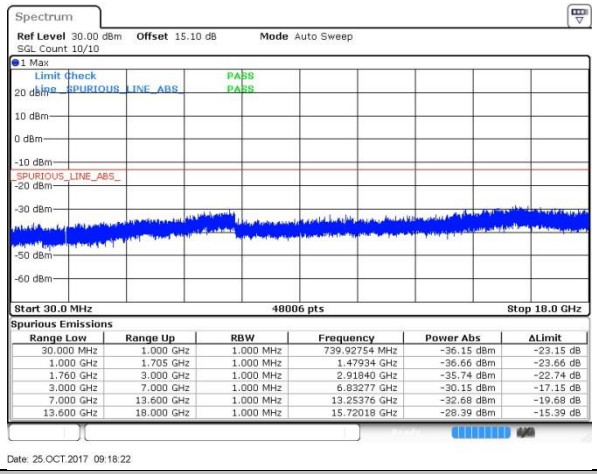

Spurious Emissions

Range Low	Range Up	RBW	Frequency	Power Abs	ΔLimit
30.000 MHz	1.000 GHz	1.000 MHz	739.92754 MHz	-36.15 dBm	-23.15 dB
1.000 GHz	1.705 GHz	1.000 MHz	1.47934 GHz	-36.66 dBm	-23.66 dB
1.760 GHz	3.000 GHz	1.000 MHz	2.91840 GHz	-35.74 dBm	-22.74 dB
3.000 GHz	7.000 GHz	1.000 MHz	6.83277 GHz	-30.15 dBm	-17.15 dB
7.000 GHz	13.600 GHz	1.000 MHz	13.25376 GHz	-32.68 dBm	-19.68 dB
13.600 GHz	18.000 GHz	1.000 MHz	15.72018 GHz	-28.39 dBm	-15.39 dB

Date: 25.OCT.2017 09:18:22

Highest Channel

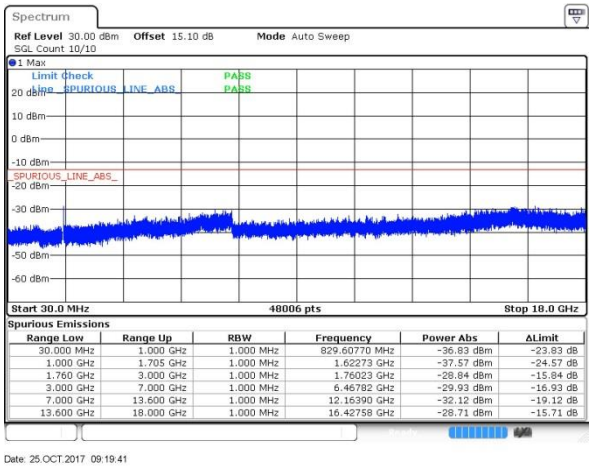

Spurious Emissions

Range Low	Range Up	RBW	Frequency	Power Abs	ΔLimit
30.000 MHz	1.000 GHz	1.000 MHz	829.60770 MHz	-36.83 dBm	-23.83 dB
1.000 GHz	1.705 GHz	1.000 MHz	1.62273 GHz	-37.57 dBm	-24.57 dB
1.760 GHz	3.000 GHz	1.000 MHz	1.76023 GHz	-28.84 dBm	-15.84 dB
3.000 GHz	7.000 GHz	1.000 MHz	6.46782 GHz	-29.93 dBm	-16.93 dB
7.000 GHz	13.600 GHz	1.000 MHz	12.16390 GHz	-32.12 dBm	-19.12 dB
13.600 GHz	18.000 GHz	1.000 MHz	16.42758 GHz	-28.71 dBm	-15.71 dB

Date: 25.OCT.2017 09:19:41

Frequency Stability

Test Conditions	Middle Channel	GSM850 (GSM)	GSM850 (EDGE class 8)	Limit 2.5ppm
Temperature (°C)	Voltage (Volt)	Deviation (ppm)		Result
50	Normal Voltage	0.0275	0.0167	PASS
40	Normal Voltage	0.0060	0.0012	
30	Normal Voltage	0.0430	0.0239	
20(Ref.)	Normal Voltage	0.0000	0.0000	
10	Normal Voltage	0.0335	0.0251	
0	Normal Voltage	0.0239	0.0060	
-10	Normal Voltage	0.0383	0.0299	
-20	Normal Voltage	0.0048	0.0359	
-30	Normal Voltage	0.0155	0.0096	
20	Maximum Voltage	0.0323	0.0084	
20	Normal Voltage	0.0024	0.0132	
20	Battery End Point	0.0084	0.0335	

Note: Normal Voltage = 3.85 V. ；Battery End Point (BEP) = 3.35 V.；Maximum Voltage =4.35 V

Test Conditions	Middle Channel	GSM1900 (GSM)	GSM1900 (EDGE class 8)	Limit Note 2.
Temperature (°C)	Voltage (Volt)	Deviation (ppm)		Result
50	Normal Voltage	0.0090	0.0048	PASS
40	Normal Voltage	0.0005	0.0165	
30	Normal Voltage	0.0133	0.0128	
20(Ref.)	Normal Voltage	0.0000	0.0000	
10	Normal Voltage	0.0106	0.0074	
0	Normal Voltage	0.0032	0.0181	
-10	Normal Voltage	0.0112	0.0032	
-20	Normal Voltage	0.0059	0.0112	
-30	Normal Voltage	0.0138	0.0005	
20	Maximum Voltage	0.0043	0.0037	
20	Normal Voltage	0.0090	0.0154	
20	Battery End Point	0.0016	0.0138	

Note:

1. Normal Voltage = 3.85 V. ；Battery End Point (BEP) = 3.35 V.；Maximum Voltage =4.35 V
2. The frequency fundamental emissions stay within the authorized frequency block based on the frequency deviation measured is small.

Test Conditions	Middle Channel	WCDMA Band V (RMC 12.2Kbps)	Limit 2.5ppm
Temperature (°C)	Voltage (Volt)	Deviation (ppm)	Result
50	Normal Voltage	0.0096	PASS
40	Normal Voltage	0.0299	
30	Normal Voltage	0.0227	
20(Ref.)	Normal Voltage	0.0000	
10	Normal Voltage	0.0323	
0	Normal Voltage	0.0096	
-10	Normal Voltage	0.0275	
-20	Normal Voltage	0.0383	
-30	Normal Voltage	0.0311	
20	Maximum Voltage	0.0215	
20	Normal Voltage	0.0024	
20	Battery End Point	0.0191	

Note: Normal Voltage = 3.85 V. ；Battery End Point (BEP) = 3.35 V.；Maximum Voltage =4.35 V

Test Conditions	Middle Channel	WCDMA Band II (RMC 12.2Kbps)	Limit Note 2.
Temperature (°C)	Voltage (Volt)	Deviation (ppm)	Result
50	Normal Voltage	0.0032	PASS
40	Normal Voltage	0.0059	
30	Normal Voltage	0.0101	
20(Ref.)	Normal Voltage	0.0000	
10	Normal Voltage	0.0059	
0	Normal Voltage	0.0048	
-10	Normal Voltage	0.0005	
-20	Normal Voltage	0.0128	
-30	Normal Voltage	0.0069	
20	Maximum Voltage	0.0011	
20	Normal Voltage	0.0112	
20	Battery End Point	0.0005	

Note:

1. Normal Voltage = 3.85 V. ；Battery End Point (BEP) = 3.35 V.；Maximum Voltage =4.35 V
2. The frequency fundamental emissions stay within the authorized frequency block based on the frequency deviation measured is small.

Test Conditions	Middle Channel	WCDMA Band IV (RMC 12.2Kbps)	Limit Note 2.
Temperature (°C)	Voltage (Volt)	Deviation (ppm)	Result
50	Normal Voltage	0.0096	PASS
40	Normal Voltage	0.0299	
30	Normal Voltage	0.0227	
20(Ref.)	Normal Voltage	0.0000	
10	Normal Voltage	0.0323	
0	Normal Voltage	0.0096	
-10	Normal Voltage	0.0275	
-20	Normal Voltage	0.0383	
-30	Normal Voltage	0.0311	
20	Maximum Voltage	0.0215	
20	Normal Voltage	0.0024	
20	Battery End Point	0.0191	

Note:

1. Normal Voltage = 3.85 V. ；Battery End Point (BEP) = 3.35 V.；Maximum Voltage =4.35 V
2. The frequency fundamental emissions stay within the authorized frequency block based on the frequency deviation measured is small.

Appendix B. Test Results of Radiated Test

Radiated Spurious Emission

GSM850 (GSM)									
Channel	Frequency (MHz)	ERP (dBm)	Limit (dBm)	Over Limit (dB)	SPA Reading (dBm)	S.G. Power (dBm)	TX Cable loss (dB)	TX Antenna Gain (dBi)	Polarization (H/V)
Lowest	1648	-46.28	-13	-33.28	-52.18	-48.60	1.33	5.80	H
	2472	-41.74	-13	-28.74	-53.89	-44.91	1.58	6.90	H
	3297	-56.39	-13	-43.39	-65.60	-59.89	1.85	7.50	H
	4122	-54.94	-13	-41.94	-64.86	-57.98	2.11	7.30	H
	1648	-43.01	-13	-30.01	-49.14	-45.33	1.33	5.80	V
	2472	-39.95	-13	-26.95	-51.63	-43.12	1.58	6.90	V
	3297	-61.25	-13	-48.25	-70.27	-64.75	1.85	7.50	V
	4122	-59.20	-13	-46.20	-67.73	-62.24	2.11	7.30	V
Middle	1674	-47.18	-13	-34.18	-53.00	-49.50	1.33	5.80	H
	2510	-39.20	-13	-26.20	-51.66	-42.37	1.58	6.90	H
	3345	-58.72	-13	-45.72	-67.93	-62.22	1.85	7.50	H
	4182	-56.21	-13	-43.21	-66.13	-59.25	2.11	7.30	H
	1674	-42.20	-13	-29.20	-48.35	-44.52	1.33	5.80	V
	2510	-34.56	-13	-21.56	-46.72	-37.73	1.58	6.90	V
	3345	-56.71	-13	-43.71	-65.73	-60.21	1.85	7.50	V
	4182	-60.49	-13	-47.49	-69.02	-63.53	2.11	7.30	V
Highest	1698	-39.20	-13	-26.20	-45.65	-41.52	1.33	5.80	H
	2546	-38.44	-13	-25.44	-50.96	-41.61	1.58	6.90	H
	3396	-55.59	-13	-42.59	-64.80	-59.09	1.85	7.50	H
	4245	-49.66	-13	-36.66	-60.11	-52.70	2.11	7.30	H
	1698	-42.98	-13	-29.98	-49.11	-45.30	1.33	5.80	V
	2546	-38.02	-13	-25.02	-49.91	-41.19	1.58	6.90	V
	3396	-54.49	-13	-41.49	-63.51	-57.99	1.85	7.50	V
	4245	-54.53	-13	-41.53	-63.06	-57.57	2.11	7.30	V

Remark: Spurious emissions within 30-1000MHz were found more than 20dB below limit line.

GSM850 (EDGE class 8)									
Channel	Frequency (MHz)	ERP (dBm)	Limit (dBm)	Over Limit (dB)	SPA Reading (dBm)	S.G. Power (dBm)	TX Cable loss (dB)	TX Antenna Gain (dBi)	Polarization (H/V)
Lowest	1648	-46.79	-13	-33.79	-52.66	-49.11	1.33	5.80	H
	2472	-40.90	-13	-27.90	-53.22	-44.07	1.58	6.90	H
	3297	-61.62	-13	-48.62	-70.83	-65.12	1.85	7.50	H
	1648	-49.97	-13	-36.97	-55.19	-52.29	1.33	5.80	V
	2472	-36.96	-13	-23.96	-48.99	-40.13	1.58	6.90	V
	3297	-61.76	-13	-48.76	-70.78	-65.26	1.85	7.50	V
Middle	1674	-43.72	-13	-30.72	-49.94	-46.04	1.33	5.80	H
	2510	-37.74	-13	-24.74	-50.34	-40.91	1.58	6.90	H
	3345	-62.19	-13	-49.19	-71.40	-65.69	1.85	7.50	H
	1672	-47.21	-13	-34.21	-53.00	-49.53	1.33	5.80	V
	2510	-34.78	-13	-21.78	-46.89	-37.95	1.58	6.90	V
	3345	-62.69	-13	-49.69	-71.71	-66.19	1.85	7.50	V
Highest	1698	-43.16	-13	-30.16	-49.41	-45.48	1.33	5.80	H
	2546	-41.23	-13	-28.23	-53.49	-44.40	1.58	6.90	H
	3396	-61.96	-13	-48.96	-71.17	-65.46	1.85	7.50	H
	1698	-45.93	-13	-32.93	-51.86	-48.25	1.33	5.80	V
	2546	-42.48	-13	-29.48	-53.71	-45.65	1.58	6.90	V
	3396	-63.65	-13	-50.65	-72.67	-67.15	1.85	7.50	V

Remark: Spurious emissions within 30-1000MHz were found more than 20dB below limit line.

GSM1900 (GSM)									
Channel	Frequency (MHz)	EIRP (dBm)	Limit (dBm)	Over Limit (dB)	SPA Reading (dBm)	S.G. Power (dBm)	TX Cable loss (dB)	TX Antenna Gain (dBi)	Polarization (H/V)
Lowest	3699	-43.28	-13	-30.28	-57.65	-45.00	5.08	6.80	H
	5550	-41.37	-13	-28.37	-58.53	-43.04	8.03	9.70	H
	7401	-48.80	-13	-35.80	-70.10	-51.18	9.43	11.81	H
	3699	-36.71	-13	-23.71	-52.64	-38.43	5.08	6.80	V
	5550	-40.92	-13	-27.92	-58.18	-42.59	8.03	9.70	V
	7401	-45.62	-13	-32.62	-66.76	-48.00	9.43	11.81	V
Middle	3759	-40.06	-13	-27.06	-55.37	-41.78	5.08	6.80	H
	5640	-36.98	-13	-23.98	-55.62	-38.65	8.03	9.70	H
	7521	-45.77	-13	-32.77	-67.07	-48.15	9.43	11.81	H
	3759	-33.28	-13	-20.28	-49.7	-35.00	5.08	6.80	V
	5640	-42.27	-13	-29.27	-59.36	-43.94	8.03	9.70	V
	7521	-47.28	-13	-34.28	-68.42	-49.66	9.43	11.81	V
Highest	3819	-44.02	-13	-31.02	-58.26	-45.73	5.08	6.80	H
	5730	-32.14	-13	-19.14	-51.60	-33.81	8.03	9.70	H
	7638	-42.29	-13	-29.29	-63.59	-44.67	9.43	11.81	H
	3819	-35.34	-13	-22.34	-51.48	-37.05	5.08	6.80	V
	5730	-32.91	-13	-19.91	-51.89	-34.58	8.03	9.70	V
	7638	-42.78	-13	-29.78	-63.92	-45.16	9.43	11.81	V

Remark: Spurious emissions within 30-1000MHz were found more than 20dB below limit line.

GSM1900 (EDGE class 8)									
Channel	Frequency (MHz)	EIRP (dBm)	Limit (dBm)	Over Limit (dB)	SPA Reading (dBm)	S.G. Power (dBm)	TX Cable loss (dB)	TX Antenna Gain (dBi)	Polarization (H/V)
Lowest	3699	-49.18	-13	-36.18	-63.42	-50.89	5.08	6.80	H
	5550	-39.77	-13	-26.77	-57.72	-41.44	8.03	9.70	H
	7401	-50.74	-13	-37.74	-72.04	-53.12	9.43	11.81	H
	3699	-47.60	-13	-34.60	-60.18	-49.32	5.08	6.80	V
	5550	-47.01	-13	-34.01	-64.1	-48.68	8.03	9.70	V
	7401	-49.52	-13	-36.52	-70.66	-51.90	9.43	11.81	V
Middle	3759	-49.21	-13	-36.21	-63.45	-50.92	5.08	6.80	H
	5640	-31.79	-13	-18.79	-51.30	-33.46	8.03	9.70	H
	7521	-49.73	-13	-36.73	-71.03	-52.11	9.43	11.81	H
	3759	-43.26	-13	-30.26	-57.56	-44.98	5.08	6.80	V
	5640	-38.21	-13	-25.21	-56.29	-39.88	8.03	9.70	V
	7521	-49.46	-13	-36.46	-70.6	-51.84	9.43	11.81	V
Highest	3819	-43.94	-13	-30.94	-58.19	-45.65	5.08	6.80	H
	5730	-36.36	-13	-23.36	-55.12	-38.03	8.03	9.70	H
	7638	-49.01	-13	-36.01	-70.31	-51.39	9.43	11.81	H
	3819	-43.73	-13	-30.73	-57.92	-45.45	5.08	6.80	V
	5730	-35.82	-13	-22.82	-54.43	-37.49	8.03	9.70	V
	7638	-47.43	-13	-34.43	-68.57	-49.81	9.43	11.81	V

Remark: Spurious emissions within 30-1000MHz were found more than 20dB below limit line.

WCDMA Band V (RMC 12.2Kbps)									
Channel	Frequency (MHz)	ERP (dBm)	Limit (dBm)	Over Limit (dB)	SPA Reading (dBm)	S.G. Power (dBm)	TX Cable loss (dB)	TX Antenna Gain (dBi)	Polarization (H/V)
Lowest	1656	-58.10	-13	-45.10	-61.06	-60.42	1.33	5.80	H
	2479.2	-57.42	-13	-44.42	-66.77	-60.59	1.58	6.90	H
	3306	-62.27	-13	-49.27	-71.48	-65.77	1.85	7.50	H
	4125	-47.06	-13	-34.06	-58.44	-50.10	2.11	7.30	H
	1654	-58.46	-13	-45.46	-60.83	-60.78	1.33	5.80	V
	2476	-56.33	-13	-43.33	-64.30	-59.50	1.58	6.90	V
	3306	-61.92	-13	-48.92	-70.94	-65.42	1.85	7.50	V
	4128	-58.81	-13	-45.81	-67.34	-61.85	2.11	7.30	V
Middle	1672	-55.52	-13	-42.52	-59.49	-57.84	1.33	5.80	H
	2510	-56.70	-13	-43.70	-66.05	-59.87	1.58	6.90	H
	3345	-60.44	-13	-47.44	-69.65	-63.94	1.85	7.50	H
	4182	-45.76	-13	-32.76	-57.60	-48.80	2.11	7.30	H
	1674	-55.12	-13	-42.12	-58.97	-57.44	1.33	5.80	V
	2508	-58.89	-13	-45.89	-66.86	-62.06	1.58	6.90	V
	3345	-61.28	-13	-48.28	-70.30	-64.78	1.85	7.50	V
	4182	-51.75	-13	-38.75	-60.46	-54.80	2.11	7.30	V
Highest	1696	-54.25	-13	-41.25	-58.46	-56.57	1.33	5.80	H
	2540	-58.22	-13	-45.22	-67.57	-61.39	1.58	6.90	H
	3387	-61.04	-13	-48.04	-70.25	-64.54	1.85	7.50	H
	4239	-55.22	-13	-42.22	-65.14	-58.26	2.11	7.30	H
	1690	-56.16	-13	-43.16	-59.60	-58.48	1.33	5.80	V
	2540	-59.76	-13	-46.76	-67.73	-62.93	1.58	6.90	V
	3387	-61.26	-13	-48.26	-70.28	-64.76	1.85	7.50	V
	4233	-57.78	-13	-44.78	-66.31	-60.82	2.11	7.30	V

Remark: Spurious emissions within 30-1000MHz were found more than 20dB below limit line.

WCDMA Band II (RMC 12.2Kbps)									
Channel	Frequency (MHz)	EIRP (dBm)	Limit (dBm)	Over Limit (dB)	SPA Reading (dBm)	S.G. Power (dBm)	TX Cable loss (dB)	TX Antenna Gain (dBi)	Polarization (H/V)
Lowest	3705	-41.13	-13	-28.13	-56.00	-42.85	5.08	6.80	H
	5559	-47.80	-13	-34.80	-64.60	-49.47	8.03	9.70	H
	7410	-50.68	-13	-37.68	-71.98	-53.06	9.43	11.81	H
	3702	-31.13	-13	-18.13	-47.77	-32.85	5.08	6.80	V
	5559	-44.26	-13	-31.26	-61.35	-45.93	8.03	9.70	V
	7410	-51.20	-13	-38.20	-72.34	-53.58	9.43	11.81	V
Middle	3759	-36.08	-13	-23.08	-52.19	-37.80	5.08	6.80	H
	5640	-53.88	-13	-40.88	-70.68	-55.55	8.03	9.70	H
	7521	-50.24	-13	-37.24	-71.54	-52.62	9.43	11.81	H
	3759	-29.94	-13	-16.94	-46.7	-31.66	5.08	6.80	V
	5637	-45.21	-13	-32.21	-62.3	-46.88	8.03	9.70	V
	7521	-50.27	-13	-37.27	-71.41	-52.65	9.43	11.81	V
Highest	3816	-39.14	-13	-26.14	-54.40	-40.86	5.08	6.80	H
	5721	-47.45	-13	-34.45	-64.25	-49.12	8.03	9.70	H
	7629	-50.18	-13	-37.18	-71.48	-52.56	9.43	11.81	H
	3813	-35.36	-13	-22.36	-51.5	-37.07	5.08	6.80	V
	5727	-44.25	-13	-31.25	-61.34	-45.92	8.03	9.70	V
	7629	-50.10	-13	-37.10	-71.24	-52.48	9.43	11.81	V

Remark: Spurious emissions within 30-1000MHz were found more than 20dB below limit line.

WCDMA Band IV (RMC 12.2Kbps)									
Channel	Frequency (MHz)	EIRP (dBm)	Limit (dBm)	Over Limit (dB)	SPA Reading (dBm)	S.G. Power (dBm)	TX Cable loss (dB)	TX Antenna Gain (dBi)	Polarization (H/V)
Lowest	3426	-56.23	-13	-43.23	-65.13	-60.20	4.87	8.84	H
	5133	-55.97	-13	-42.97	-66.90	-57.41	7.70	9.14	H
	6849	-53.69	-13	-40.69	-72.16	-55.37	8.98	10.66	H
	3426	-54.84	-13	-41.84	-66.46	-58.81	4.87	8.84	V
	5136	-53.26	-13	-40.26	-67.31	-54.70	7.70	9.14	V
	6849	-54.14	-13	-41.14	-72.16	-55.82	8.98	10.66	V
Middle	3468	-59.34	-13	-46.34	-68.24	-63.31	4.87	8.84	H
	5202	-45.90	-13	-32.90	-61.75	-47.35	7.70	9.14	H
	6930	-52.38	-13	-39.38	-70.85	-54.06	8.98	10.66	H
	3465	-54.57	-13	-41.57	-66.19	-58.54	4.87	8.84	V
	5193	-49.05	-13	-36.05	-63.1	-50.49	7.70	9.14	V
	6930	-53.62	-13	-40.62	-71.64	-55.30	8.98	10.66	V
Highest	3507	-57.74	-13	-44.74	-66.64	-61.71	4.87	8.84	H
	5253	-56.84	-13	-43.84	-67.77	-58.28	7.70	9.14	H
	7011	-52.19	-13	-39.19	-70.66	-53.87	8.98	10.66	H
	3507	-54.79	-13	-41.79	-66.41	-58.76	4.87	8.84	V
	5253	-54.77	-13	-41.77	-68.82	-56.21	7.70	9.14	V
	7011	-54.50	-13	-41.50	-72.52	-56.18	8.98	10.66	V

Remark: Spurious emissions within 30-1000MHz were found more than 20dB below limit line.