

# #01\_HAC\_T-Coil\_GSM850\_Voice(speech codec handset low)\_Ch189\_Axial (Z)

Communication System: GSM850 ; Frequency: 836.4 MHz

Medium: Air Medium parameters used:  $\sigma = 0$  S/m,  $\epsilon_r = 1$ ;  $\rho = 0$  kg/m<sup>3</sup>

Ambient Temperature : 23.4 °C

## DASY5 Configuration

- Probe: AM1DV3 - 3130; ; Calibrated: 2017/11/21
- Sensor-Surface: 0mm (Fix Surface)
- Electronics: DAE4 Sn854; Calibrated: 2017/5/2
- Phantom: HAC Test Arch with AMCC; Type: SD HAC P01 BA;
- Measurement SW: DASY52, Version 52.8 (8); SEMCAD X Version 14.6.10 (7373)


General Scans/z (axial) 4.2mm 50 x 50/ABM Interpolated SNR(x,y,z) (121x121x1):

Interpolated grid: dx=1.000 mm, dy=1.000 mm

ABM1/ABM2 = 24.92 dB

ABM1 comp = -1.05 dBA/m

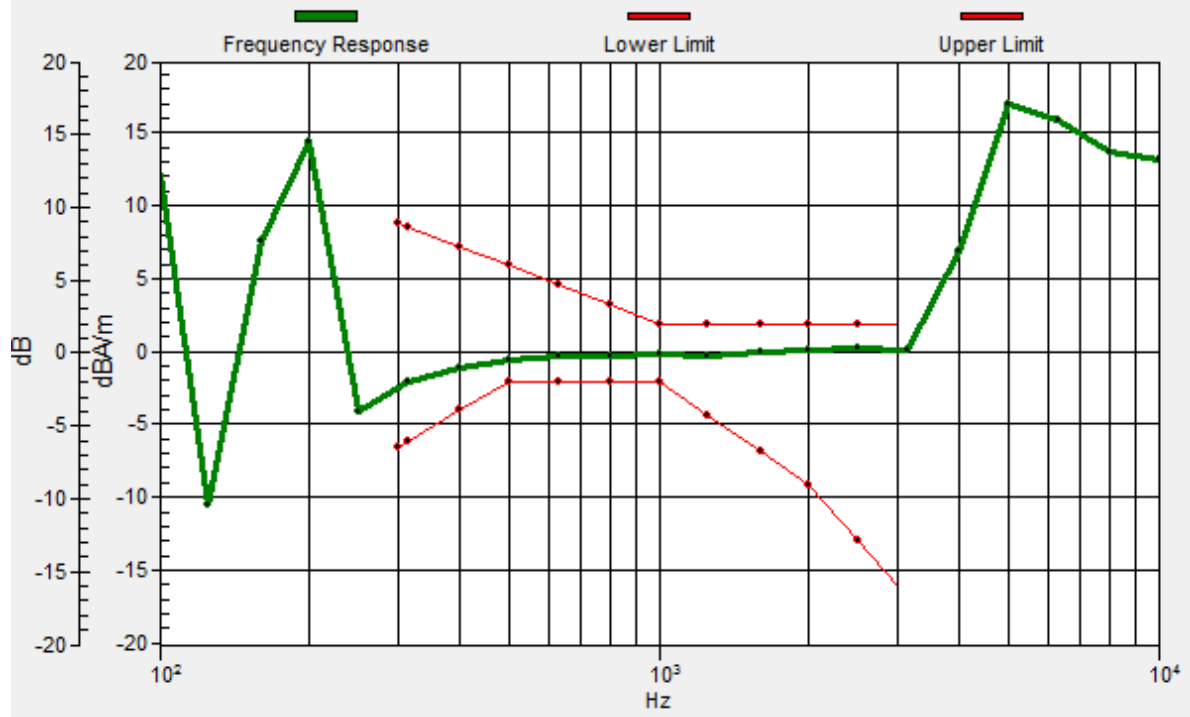
Location: -3, 2.3, 3.7 mm



0 dB = 17.61 = 24.92 dB

# General Scans/z (axial) wideband at best S/N/ABM Freq Resp(x,y,z,f)

Loc: -3, 2, 3.7 mm Diff: 1.51dB



# #01\_HAC\_T-Coil\_GSM850\_Voice(speech codec handset low)\_Ch189\_Transversal (Y)

Communication System: GSM850 ; Frequency: 836.4 MHz

Medium: Air Medium parameters used:  $\sigma = 0$  S/m,  $\epsilon_r = 1$ ;  $\rho = 0$  kg/m<sup>3</sup>

Ambient Temperature : 23.4 °C

## DASY5 Configuration

- Probe: AM1DV3 - 3130; ; Calibrated: 2017/11/21
- Sensor-Surface: 0mm (Fix Surface)
- Electronics: DAE4 Sn854; Calibrated: 2017/5/2
- Phantom: HAC Test Arch with AMCC; Type: SD HAC P01 BA;
- Measurement SW: DASY52, Version 52.8 (8); SEMCAD X Version 14.6.10 (7373)


General Scans/y (transversal) 4.2mm 50 x 50/ABM Interpolated SNR(x,y ,z) (121x121x1):

Interpolated grid: dx=1.000 mm, dy=1.000 mm

ABM1/ABM2 = 21.96 dB

ABM1 comp = -10.24 dBA/m

Location: -4.6, -4.6, 3.7 mm



0 dB = 12.54 = 21.97 dB

## #02\_HAC\_T-Coil\_GSM1900\_Voice(speech codec handset low)\_Ch661\_Axial (Z)

Communication System: PCS ; Frequency: 1880 MHz

Medium: Air Medium parameters used:  $\sigma = 0$  S/m,  $\epsilon_r = 1$ ;  $\rho = 0$  kg/m<sup>3</sup>

Ambient Temperature : 23.4 °C

### DASY5 Configuration

- Probe: AM1DV3 - 3130; ; Calibrated: 2017/11/21
- Sensor-Surface: 0mm (Fix Surface)
- Electronics: DAE4 Sn854; Calibrated: 2017/5/2
- Phantom: HAC Test Arch with AMCC; Type: SD HAC P01 BA;
- Measurement SW: DASY52, Version 52.8 (8); SEMCAD X Version 14.6.10 (7373)


General Scans/z (axial) 4.2mm 50 x 50/ABM Interpolated SNR(x,y,z) (121x121x1):

Interpolated grid: dx=1.000 mm, dy=1.000 mm

ABM1/ABM2 = 31.13 dB

ABM1 comp = -8.48 dBA/m

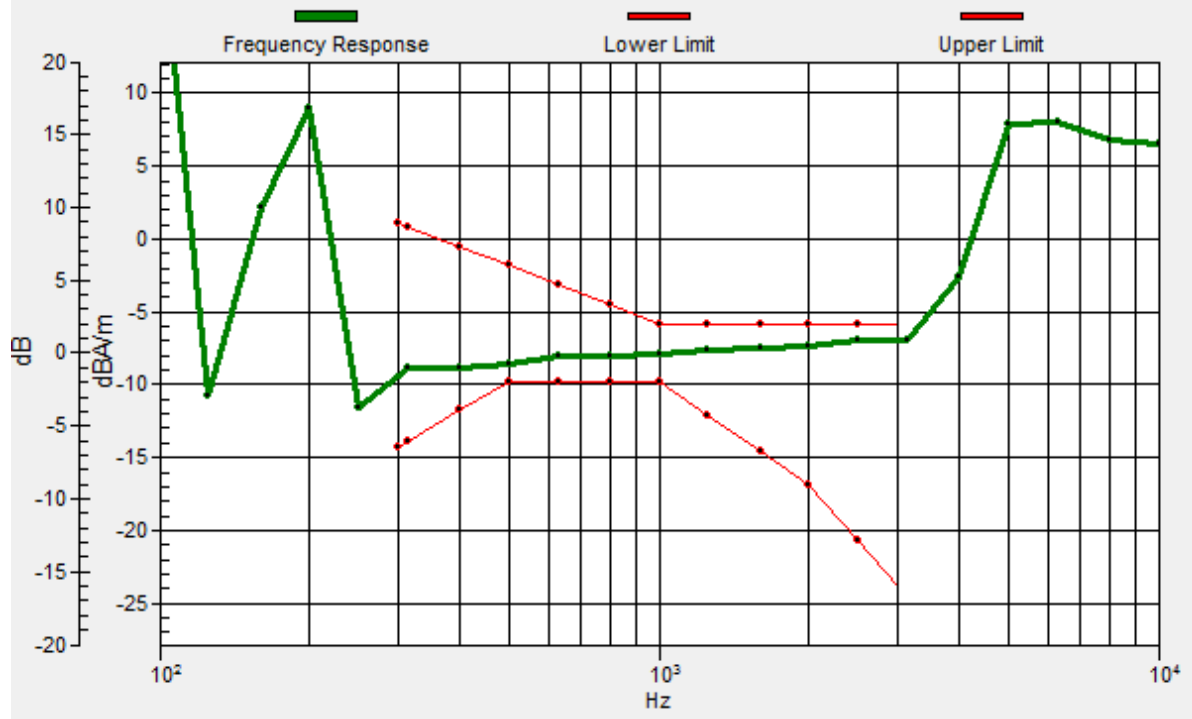
Location: 0, 7.9, 3.7 mm



0 dB = 36.01 = 31.13 dB

# General Scans/z (axial) wideband at best S/N/ABM Freq Resp(x,y,z,f)

Loc: -0.1, 7.8, 3.7 mm Diff: 1.09dB



# #02\_HAC\_T-Coil\_GSM1900\_Voice(speech codec handset low)\_Ch661\_Transversal (Y)

Communication System: PCS ; Frequency: 1880 MHz

Medium: Air Medium parameters used:  $\sigma = 0$  S/m,  $\epsilon_r = 1$ ;  $\rho = 0$  kg/m<sup>3</sup>

Ambient Temperature : 23.4 °C

## DASY5 Configuration

- Probe: AM1DV3 - 3130; ; Calibrated: 2017/11/21
- Sensor-Surface: 0mm (Fix Surface)
- Electronics: DAE4 Sn854; Calibrated: 2017/5/2
- Phantom: HAC Test Arch with AMCC; Type: SD HAC P01 BA;
- Measurement SW: DASY52, Version 52.8 (8); SEMCAD X Version 14.6.10 (7373)


General Scans/y (transversal) 4.2mm 50 x 50/ABM Interpolated SNR(x,y ,z) (121x121x1):

Interpolated grid: dx=1.000 mm, dy=1.000 mm

ABM1/ABM2 = 28.17 dB

ABM1 comp = -9.94 dBA/m

Location: -4.2, -4.6, 3.7 mm



0 dB = 25.63 = 28.17 dB

### #03\_HAC\_T-Coil\_WCDMA II\_Voice (speech codec low)\_Ch9400\_Axial (Z)

Communication System: WCDMA ; Frequency: 1880 MHz

Medium: Air Medium parameters used:  $\sigma = 0$  S/m,  $\epsilon_r = 1$ ;  $\rho = 0$  kg/m<sup>3</sup>

Ambient Temperature : 23.4 °C

#### DASY5 Configuration

- Probe: AM1DV3 - 3130; ; Calibrated: 2017/11/21
- Sensor-Surface: 0mm (Fix Surface)
- Electronics: DAE4 Sn854; Calibrated: 2017/5/2
- Phantom: HAC Test Arch with AMCC; Type: SD HAC P01 BA;
- Measurement SW: DASY52, Version 52.8 (8); SEMCAD X Version 14.6.10 (7373)


General Scans/z (axial) 4.2mm 50 x 50/ABM Interpolated SNR(x,y,z) (121x121x1):

Interpolated grid: dx=1.000 mm, dy=1.000 mm

ABM1/ABM2 = 44.96 dB

ABM1 comp = 0.06 dBA/m

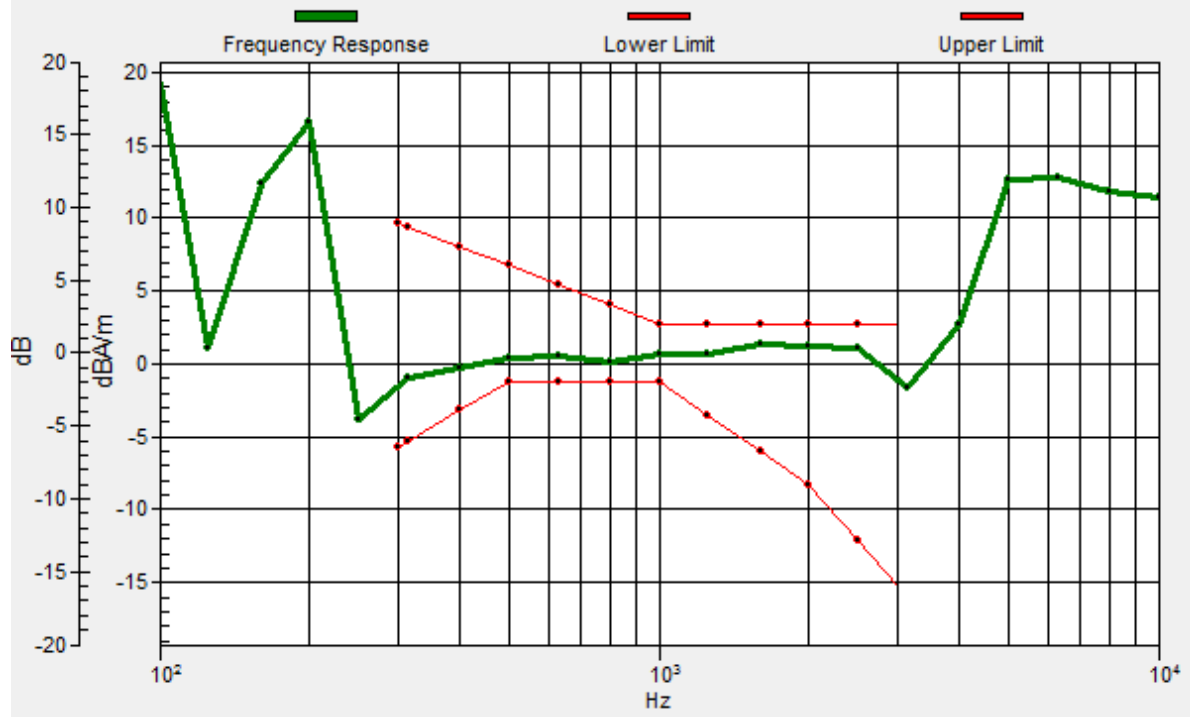
Location: -2.1, 0.4, 3.7 mm



0 dB = 177.0 = 44.96 dB

# General Scans/z (axial) wideband at best S/N/ABM Freq Resp(x,y,z,f)

Loc: -2, 0.2, 3.7 mm Diff: 1.35dB





### #03\_HAC\_T-Coil\_WCDMA II\_Voice (speech codec low)\_Ch9400\_Transversal (Y)

Communication System: WCDMA ; Frequency: 1880 MHz

Medium: Air Medium parameters used:  $\sigma = 0$  S/m,  $\epsilon_r = 1$ ;  $\rho = 0$  kg/m<sup>3</sup>

Ambient Temperature : 23.4 °C

#### DASY5 Configuration

- Probe: AM1DV3 - 3130; ; Calibrated: 2017/11/21
- Sensor-Surface: 0mm (Fix Surface)
- Electronics: DAE4 Sn854; Calibrated: 2017/5/2
- Phantom: HAC Test Arch with AMCC; Type: SD HAC P01 BA;
- Measurement SW: DASY52, Version 52.8 (8); SEMCAD X Version 14.6.10 (7373)


General Scans/y (transversal) 4.2mm 50 x 50/ABM Interpolated SNR(x,y ,z) (121x121x1):

Interpolated grid: dx=1.000 mm, dy=1.000 mm

ABM1/ABM2 = 38.62 dB

ABM1 comp = -7.35 dBA/m

Location: -0.4, -8.3, 3.7 mm



0 dB = 85.28 = 38.62 dB

### #04\_HAC\_T-Coil\_WCDMA IV\_Voice (speech codec low)\_Ch1413\_Axial (Z)

Communication System: WCDMA ; Frequency: 1732.6 MHz

Medium: Air Medium parameters used:  $\sigma = 0$  S/m,  $\epsilon_r = 1$ ;  $\rho = 0$  kg/m<sup>3</sup>

Ambient Temperature : 23.4 °C

#### DASY5 Configuration

- Probe: AM1DV3 - 3130; ; Calibrated: 2017/11/21
- Sensor-Surface: 0mm (Fix Surface)
- Electronics: DAE4 Sn854; Calibrated: 2017/5/2
- Phantom: HAC Test Arch with AMCC; Type: SD HAC P01 BA;
- Measurement SW: DASY52, Version 52.8 (8); SEMCAD X Version 14.6.10 (7373)


General Scans/z (axial) 4.2mm 50 x 50/ABM Interpolated SNR(x,y,z) (121x121x1):

Interpolated grid: dx=1.000 mm, dy=1.000 mm

ABM1/ABM2 = 45.31 dB

ABM1 comp = -0.06 dBA/m

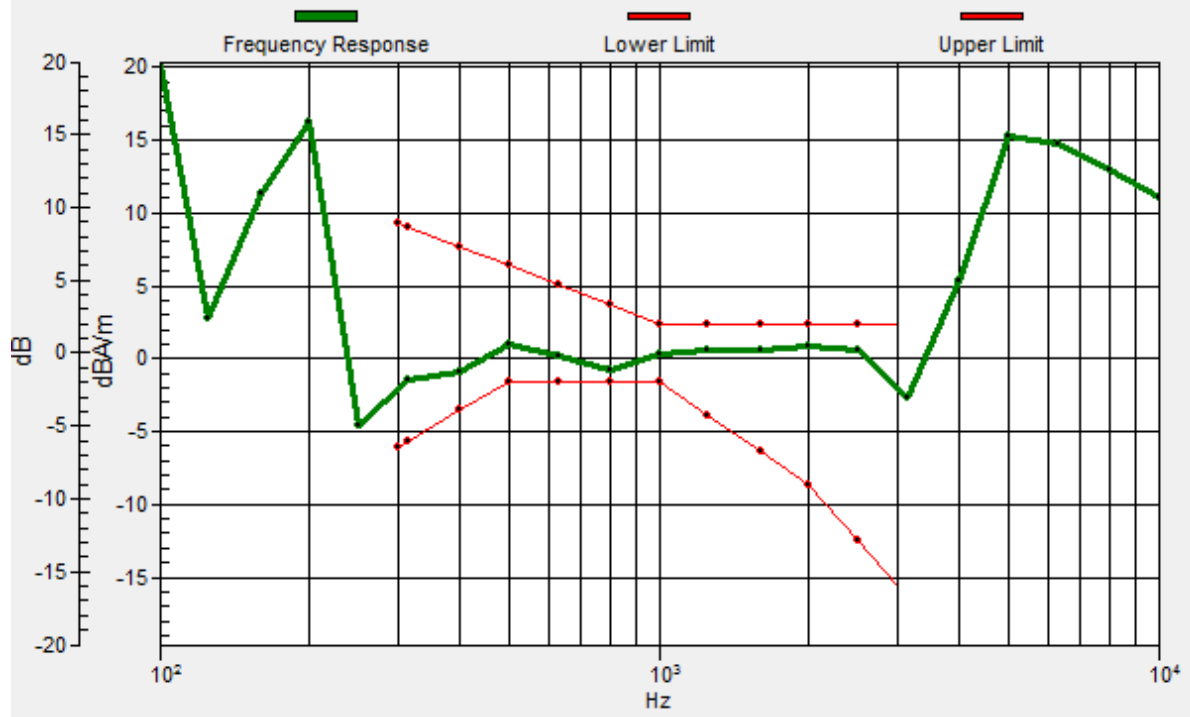
Location: -2.5, 0.4, 3.7 mm



0 dB = 184.3 = 45.31 dB

# General Scans/z (axial) wideband at best S/N/ABM Freq Resp(x,y,z,f)

Loc: -2.7, 0.5, 3.7 mm Diff: 0.89dB



### #04\_HAC\_T-Coil\_WCDMA IV\_Voice (speech codec low)\_Ch1413\_Transversal (Y)

Communication System: WCDMA ; Frequency: 1732.6 MHz

Medium: Air Medium parameters used:  $\sigma = 0$  S/m,  $\epsilon_r = 1$ ;  $\rho = 0$  kg/m<sup>3</sup>

Ambient Temperature : 23.4 °C

#### DASY5 Configuration

- Probe: AM1DV3 - 3130; ; Calibrated: 2017/11/21
- Sensor-Surface: 0mm (Fix Surface)
- Electronics: DAE4 Sn854; Calibrated: 2017/5/2
- Phantom: HAC Test Arch with AMCC; Type: SD HAC P01 BA;
- Measurement SW: DASY52, Version 52.8 (8); SEMCAD X Version 14.6.10 (7373)


General Scans/y (transversal) 4.2mm 50 x 50/ABM Interpolated SNR(x,y ,z) (121x121x1):

Interpolated grid: dx=1.000 mm, dy=1.000 mm

ABM1/ABM2 = 39.13 dB

ABM1 comp = -7.70 dBA/m

Location: -1.7, -8.3, 3.7 mm



0 dB = 90.50 = 39.13 dB

### #05\_HAC\_T-Coil\_WCDMA V\_Voice (speech codec low)\_Ch4182\_Axial (Z)

Communication System: WCDMA ; Frequency: 836.4 MHz

Medium: Air Medium parameters used:  $\sigma = 0$  S/m,  $\epsilon_r = 1$ ;  $\rho = 0$  kg/m<sup>3</sup>

Ambient Temperature : 23.4 °C

#### DASY5 Configuration

- Probe: AM1DV3 - 3130; ; Calibrated: 2017/11/21
- Sensor-Surface: 0mm (Fix Surface)
- Electronics: DAE4 Sn854; Calibrated: 2017/5/2
- Phantom: HAC Test Arch with AMCC; Type: SD HAC P01 BA;
- Measurement SW: DASY52, Version 52.8 (8); SEMCAD X Version 14.6.10 (7373)


General Scans/z (axial) 4.2mm 50 x 50/ABM Interpolated SNR(x,y,z) (121x121x1):

Interpolated grid: dx=1.000 mm, dy=1.000 mm

ABM1/ABM2 = 44.94 dB

ABM1 comp = -0.30 dBA/m

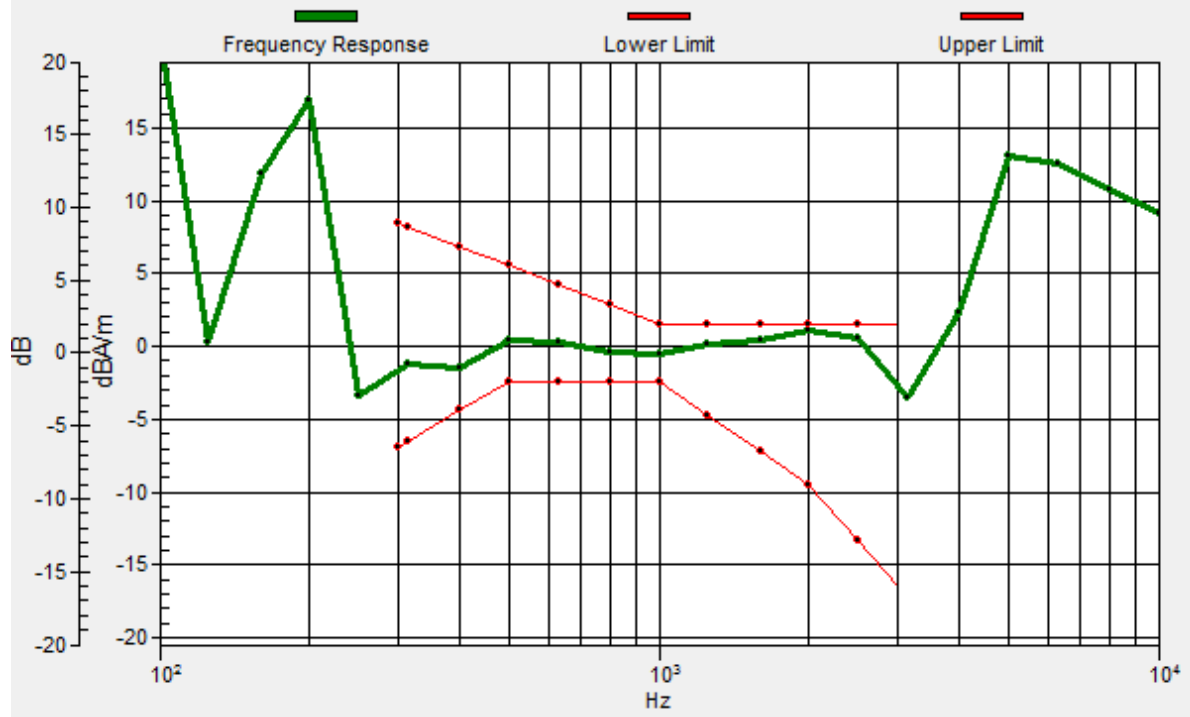
Location: -2.9, 0.4, 3.7 mm



0 dB = 176.6 = 44.94 dB

# General Scans/z (axial) wideband at best S/N/ABM Freq Resp(x,y,z,f)

Loc: -3, 0.4, 3.7 mm Diff: 0.43dB



### #05\_HAC\_T-Coil\_WCDMA V\_Voice (speech codec low)\_Ch4182\_Transversal (Y)

Communication System: WCDMA ; Frequency: 836.4 MHz

Medium: Air Medium parameters used:  $\sigma = 0$  S/m,  $\epsilon_r = 1$ ;  $\rho = 0$  kg/m<sup>3</sup>

Ambient Temperature : 23.4 °C

#### DASY5 Configuration

- Probe: AM1DV3 - 3130; ; Calibrated: 2017/11/21
- Sensor-Surface: 0mm (Fix Surface)
- Electronics: DAE4 Sn854; Calibrated: 2017/5/2
- Phantom: HAC Test Arch with AMCC; Type: SD HAC P01 BA;
- Measurement SW: DASY52, Version 52.8 (8); SEMCAD X Version 14.6.10 (7373)


General Scans/y (transversal) 4.2mm 50 x 50/ABM Interpolated SNR(x,y ,z) (121x121x1):

Interpolated grid: dx=1.000 mm, dy=1.000 mm

ABM1/ABM2 = 38.78 dB

ABM1 comp = -7.62 dBA/m

Location: -2.1, -8.3, 3.7 mm



0 dB = 86.94 = 38.78 dB

### #06\_HAC\_T-Coil\_GSM850\_EDGE 2 Tx slots\_Ch189\_Axial (Z)

Communication System: GSM850 ; Frequency: 836.4 MHz

Medium: Air Medium parameters used:  $\sigma = 0$  S/m,  $\epsilon_r = 1$ ;  $\rho = 0$  kg/m<sup>3</sup>

Ambient Temperature : 23.4 °C

#### DASY5 Configuration

- Probe: AM1DV3 - 3130; ; Calibrated: 2017/11/21
- Sensor-Surface: 0mm (Fix Surface)
- Electronics: DAE4 Sn854; Calibrated: 2017/5/2
- Phantom: HAC Test Arch with AMCC; Type: SD HAC P01 BA;
- Measurement SW: DASY52, Version 52.8 (8); SEMCAD X Version 14.6.10 (7373)


General Scans/z (axial) 4.2mm 50 x 50/ABM Interpolated SNR(x,y,z) (121x121x1):

Interpolated grid: dx=1.000 mm, dy=1.000 mm

ABM1/ABM2 = 36.70 dB

ABM1 comp = -4.95 dBA/m

Location: -4.2, 1.2, 3.7 mm

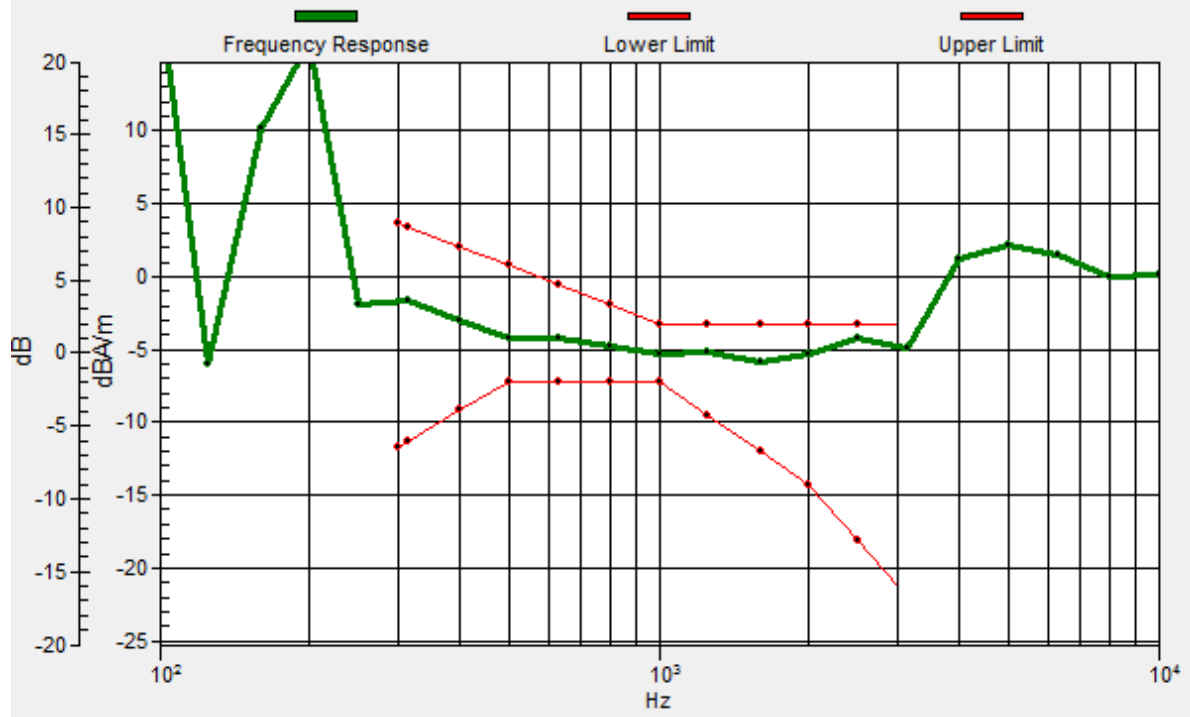


0 dB = 68.39 = 36.70 dB



# General Scans/z (axial) wideband at best S/N/ABM Freq Resp(x,y,z,f)

Loc: -4, 1.3, 3.7 mm Diff: 0.95dB



## #06\_HAC\_T-Coil\_GSM850\_EDGE 2 Tx slots\_Ch189\_Transversal (Y)

Communication System: GSM850 ; Frequency: 836.4 MHz

Medium: Air Medium parameters used:  $\sigma = 0$  S/m,  $\epsilon_r = 1$ ;  $\rho = 0$  kg/m<sup>3</sup>

Ambient Temperature : 23.4 °C

### DASY5 Configuration

- Probe: AM1DV3 - 3130; ; Calibrated: 2017/11/21

- Sensor-Surface: 0mm (Fix Surface)

- Electronics: DAE4 Sn854; Calibrated: 2017/5/2

- Phantom: HAC Test Arch with AMCC; Type: SD HAC P01 BA;

- Measurement SW: DASY52, Version 52.8 (8); SEMCAD X Version 14.6.10 (7373)


General Scans/y (transversal) 4.2mm 50 x 50/ABM Interpolated SNR(x,y ,z) (121x121x1):

Interpolated grid: dx=1.000 mm, dy=1.000 mm

ABM1/ABM2 = 28.96 dB

ABM1 comp = -16.14 dBA/m

Location: -4.2, -4.6, 3.7 mm



### #07\_HAC\_T-Coil\_GSM1900\_EDGE 2 Tx slots\_Ch661\_Axial (Z)

Communication System: PCS ; Frequency: 1880 MHz

Medium: Air Medium parameters used:  $\sigma = 0$  S/m,  $\epsilon_r = 1$ ;  $\rho = 0$  kg/m<sup>3</sup>

Ambient Temperature : 23.4 °C

#### DASY5 Configuration

- Probe: AM1DV3 - 3130; ; Calibrated: 2017/11/21
- Sensor-Surface: 0mm (Fix Surface)
- Electronics: DAE4 Sn854; Calibrated: 2017/5/2
- Phantom: HAC Test Arch with AMCC; Type: SD HAC P01 BA;
- Measurement SW: DASY52, Version 52.8 (8); SEMCAD X Version 14.6.10 (7373)


General Scans/z (axial) 4.2mm 50 x 50/ABM Interpolated SNR(x,y,z) (121x121x1):

Interpolated grid: dx=1.000 mm, dy=1.000 mm

ABM1/ABM2 = 28.38 dB

ABM1 comp = -5.40 dBA/m

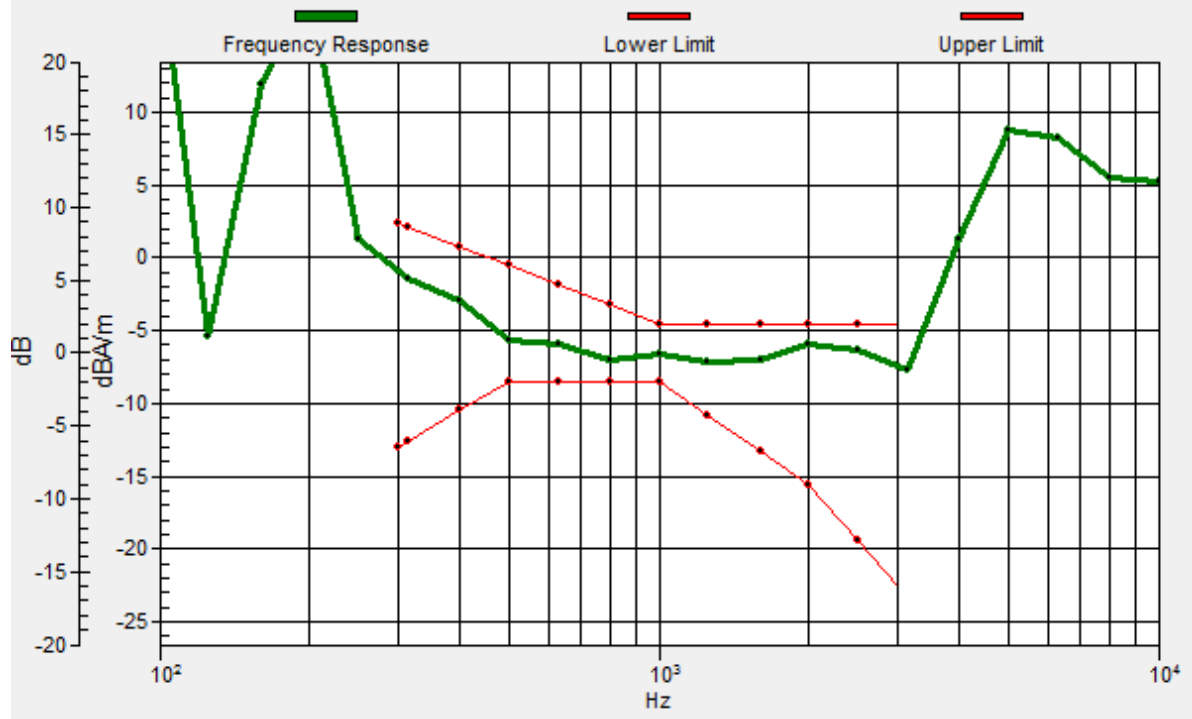
Location: -4.2, -0.4, 3.7 mm



0 dB = 26.24 = 28.38 dB

# General Scans/z (axial) wideband at best S/N/ABM Freq Resp(x,y,z,f)

Loc: -4.3, -0.4, 3.7 mm Diff: 1.36dB



### #07\_HAC\_T-Coil\_GSM1900\_EDGE 2 Tx slots\_Ch661\_Transversal (Y)

Communication System: PCS ; Frequency: 1880 MHz

Medium: Air Medium parameters used:  $\sigma = 0$  S/m,  $\epsilon_r = 1$ ;  $\rho = 0$  kg/m<sup>3</sup>

Ambient Temperature : 23.4 °C

#### DASY5 Configuration

- Probe: AM1DV3 - 3130; ; Calibrated: 2017/11/21
- Sensor-Surface: 0mm (Fix Surface)
- Electronics: DAE4 Sn854; Calibrated: 2017/5/2
- Phantom: HAC Test Arch with AMCC; Type: SD HAC P01 BA;
- Measurement SW: DASY52, Version 52.8 (8); SEMCAD X Version 14.6.10 (7373)


General Scans/y (transversal) 4.2mm 50 x 50/ABM Interpolated SNR(x,y ,z) (121x121x1):

Interpolated grid: dx=1.000 mm, dy=1.000 mm

ABM1/ABM2 = 24.02 dB

ABM1 comp = -13.10 dBA/m

Location: -2.5, -4.6, 3.7 mm



0 dB = 15.88 = 24.02 dB

## #08\_HAC\_T-Coil\_WCDMA II\_HSPA\_Ch9400\_Axial (Z)

Communication System: WCDMA; Frequency: 1880 MHz

Medium: Air Medium parameters used:  $\sigma = 0$  S/m,  $\epsilon_r = 1$ ;  $\rho = 0$  kg/m<sup>3</sup>

Ambient Temperature : 23.4 °C

### DASY5 Configuration

- Probe: AM1DV3 - 3130; ; Calibrated: 2017/11/21
- Sensor-Surface: 0mm (Fix Surface)
- Electronics: DAE4 Sn854; Calibrated: 2017/5/2
- Phantom: HAC Test Arch with AMCC; Type: SD HAC P01 BA;
- Measurement SW: DASY52, Version 52.8 (8); SEMCAD X Version 14.6.10 (7373)


General Scans/z (axial) 4.2mm 50 x 50/ABM Interpolated SNR(x,y,z) (121x121x1):

Interpolated grid: dx=1.000 mm, dy=1.000 mm

ABM1/ABM2 = 44.01 dB

ABM1 comp = -1.29 dBA/m

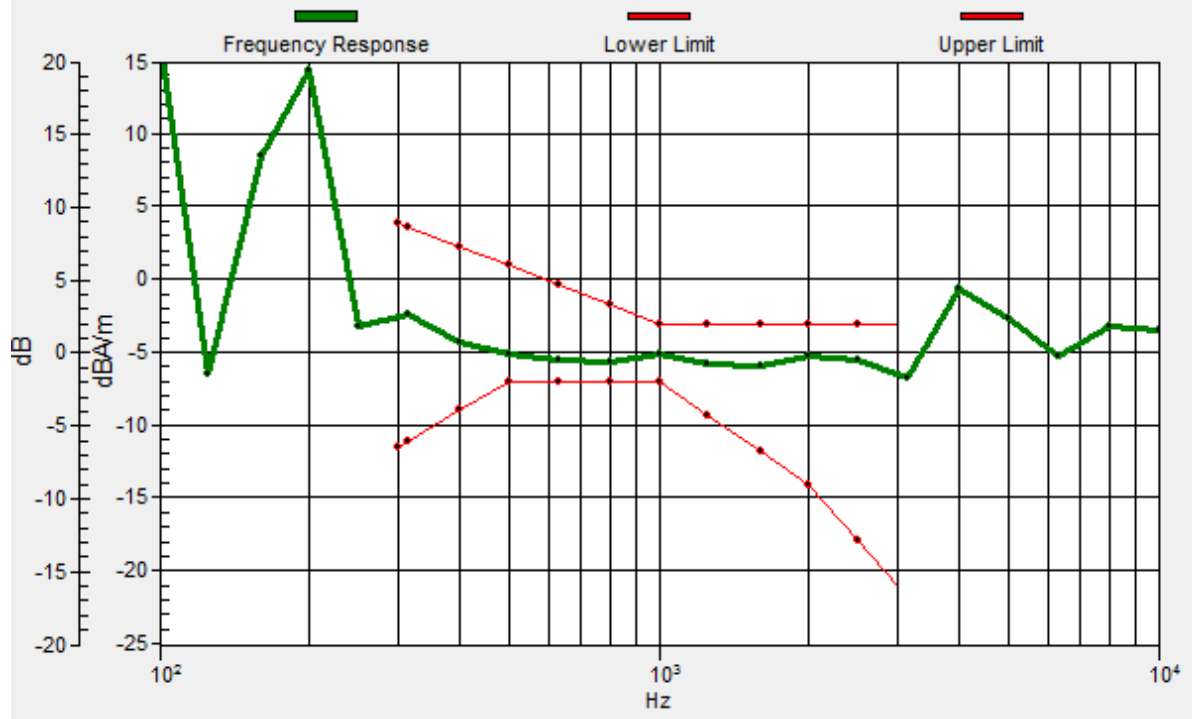
Location: -4.2, 0.8, 3.7 mm



0 dB = 158.6 = 44.01 dB

# General Scans/z (axial) wideband at best S/N/ABM Freq Resp(x,y,z,f)

Loc: -4.2, 0.8, 3.7 mm Diff: 1.4dB



### #08\_HAC\_T-Coil\_WCDMA II\_HSPA\_Ch9400\_Transversal (Y)

Communication System: WCDMA; Frequency: 1880 MHz

Medium: Air Medium parameters used:  $\sigma = 0$  S/m,  $\epsilon_r = 1$ ;  $\rho = 0$  kg/m<sup>3</sup>

Ambient Temperature : 23.4 °C

#### DASY5 Configuration

- Probe: AM1DV3 - 3130; ; Calibrated: 2017/11/21
- Sensor-Surface: 0mm (Fix Surface)
- Electronics: DAE4 Sn854; Calibrated: 2017/5/2
- Phantom: HAC Test Arch with AMCC; Type: SD HAC P01 BA;
- Measurement SW: DASY52, Version 52.8 (8); SEMCAD X Version 14.6.10 (7373)


General Scans/y (transversal) 4.2mm 50 x 50/ABM Interpolated SNR(x,y ,z) (121x121x1):

Interpolated grid: dx=1.000 mm, dy=1.000 mm

ABM1/ABM2 = 38.69 dB

ABM1 comp = -8.28 dBA/m

Location: -3.7, -8.8, 3.7 mm





### #09\_HAC\_T-Coil\_WCDMA IV\_HSPA\_Ch1413\_Axial (Z)

Communication System: WCDMA; Frequency: 1732.6 MHz

Medium: Air Medium parameters used:  $\sigma = 0$  S/m,  $\epsilon_r = 1$ ;  $\rho = 0$  kg/m<sup>3</sup>

Ambient Temperature : 23.4 °C

#### DASY5 Configuration

- Probe: AM1DV3 - 3130; ; Calibrated: 2017/11/21
- Sensor-Surface: 0mm (Fix Surface)
- Electronics: DAE4 Sn854; Calibrated: 2017/5/2
- Phantom: HAC Test Arch with AMCC; Type: SD HAC P01 BA;
- Measurement SW: DASY52, Version 52.8 (8); SEMCAD X Version 14.6.10 (7373)


General Scans/z (axial) 4.2mm 50 x 50/ABM Interpolated SNR(x,y,z) (121x121x1):

Interpolated grid: dx=1.000 mm, dy=1.000 mm

ABM1/ABM2 = 43.83 dB

ABM1 comp = -2.57 dBA/m

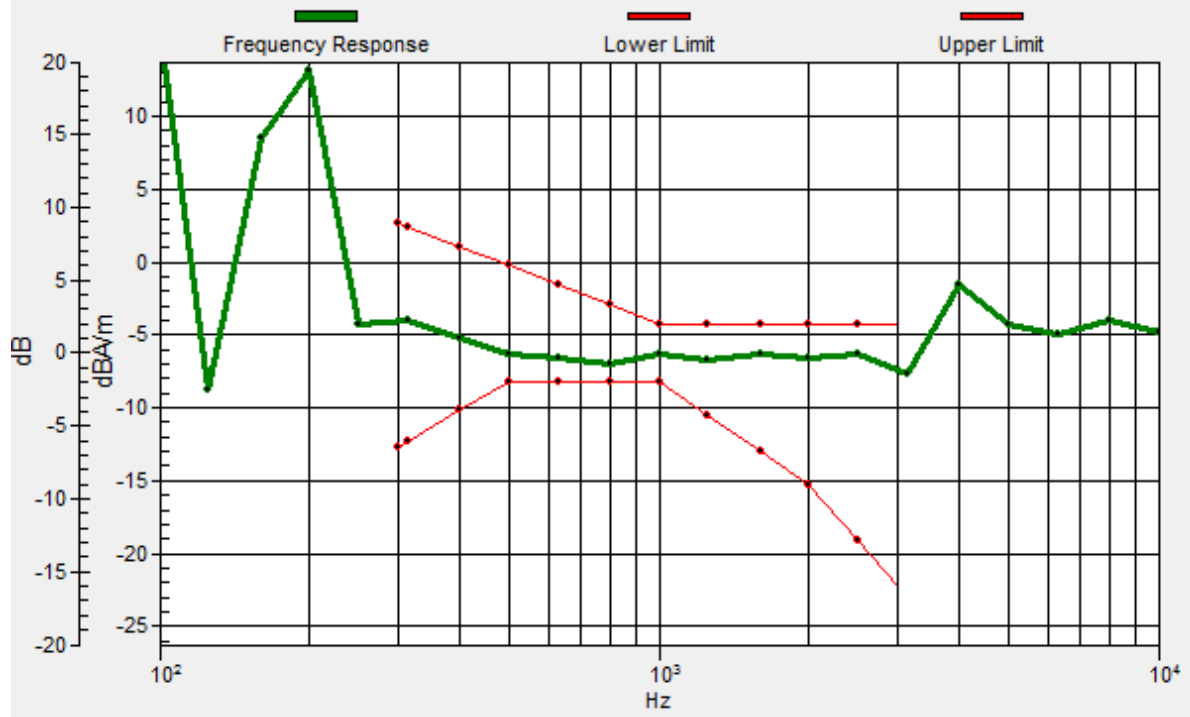
Location: -4.2, 2.5, 3.7 mm



0 dB = 155.5 = 43.83 dB

# General Scans/z (axial) wideband at best S/N/ABM Freq Resp(x,y,z,f)

Loc: -4, 2.5, 3.7 mm Diff: 1.29dB



### #09\_HAC\_T-Coil\_WCDMA IV\_HSPA\_Ch1413\_Transversal (Y)

Communication System: WCDMA; Frequency: 1732.6 MHz

Medium: Air Medium parameters used:  $\sigma = 0$  S/m,  $\epsilon_r = 1$ ;  $\rho = 0$  kg/m<sup>3</sup>

Ambient Temperature : 23.4 °C

#### DASY5 Configuration

- Probe: AM1DV3 - 3130; ; Calibrated: 2017/11/21
- Sensor-Surface: 0mm (Fix Surface)
- Electronics: DAE4 Sn854; Calibrated: 2017/5/2
- Phantom: HAC Test Arch with AMCC; Type: SD HAC P01 BA;
- Measurement SW: DASY52, Version 52.8 (8); SEMCAD X Version 14.6.10 (7373)

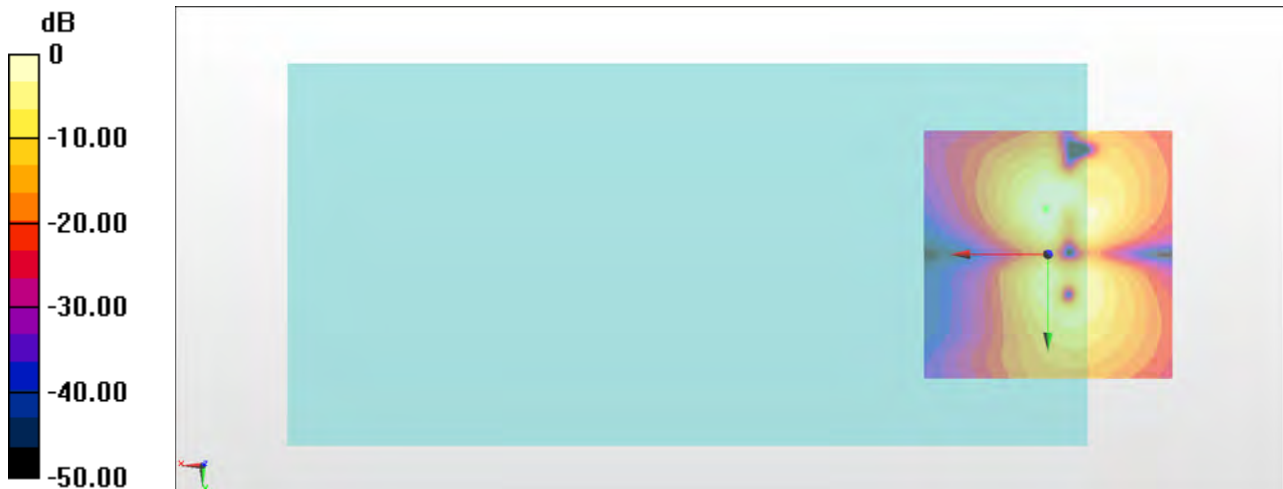
General Scans/y (transversal) 4.2mm 50 x 50/ABM Interpolated SNR(x,y ,z) (121x121x1):

Interpolated grid: dx=1.000 mm, dy=1.000 mm

ABM1/ABM2 = 37.86 dB

ABM1 comp = -8.04 dBA/m

Location: 0.4, -9.2, 3.7 mm



0 dB = 78.16 = 37.86 dB

### #10\_HAC\_T-Coil\_WCDMA V\_HSPA\_Ch4182\_Axial (Z)

Communication System: WCDMA ; Frequency: 836.4 MHz

Medium: Air Medium parameters used:  $\sigma = 0$  S/m,  $\epsilon_r = 1$ ;  $\rho = 0$  kg/m<sup>3</sup>

Ambient Temperature : 23.4 °C

#### DASY5 Configuration

- Probe: AM1DV3 - 3130; ; Calibrated: 2017/11/21
- Sensor-Surface: 0mm (Fix Surface)
- Electronics: DAE4 Sn854; Calibrated: 2017/5/2
- Phantom: HAC Test Arch with AMCC; Type: SD HAC P01 BA;
- Measurement SW: DASY52, Version 52.8 (8); SEMCAD X Version 14.6.10 (7373)


General Scans/z (axial) 4.2mm 50 x 50/ABM Interpolated SNR(x,y,z) (121x121x1):

Interpolated grid: dx=1.000 mm, dy=1.000 mm

ABM1/ABM2 = 43.18 dB

ABM1 comp = -3.17 dBA/m

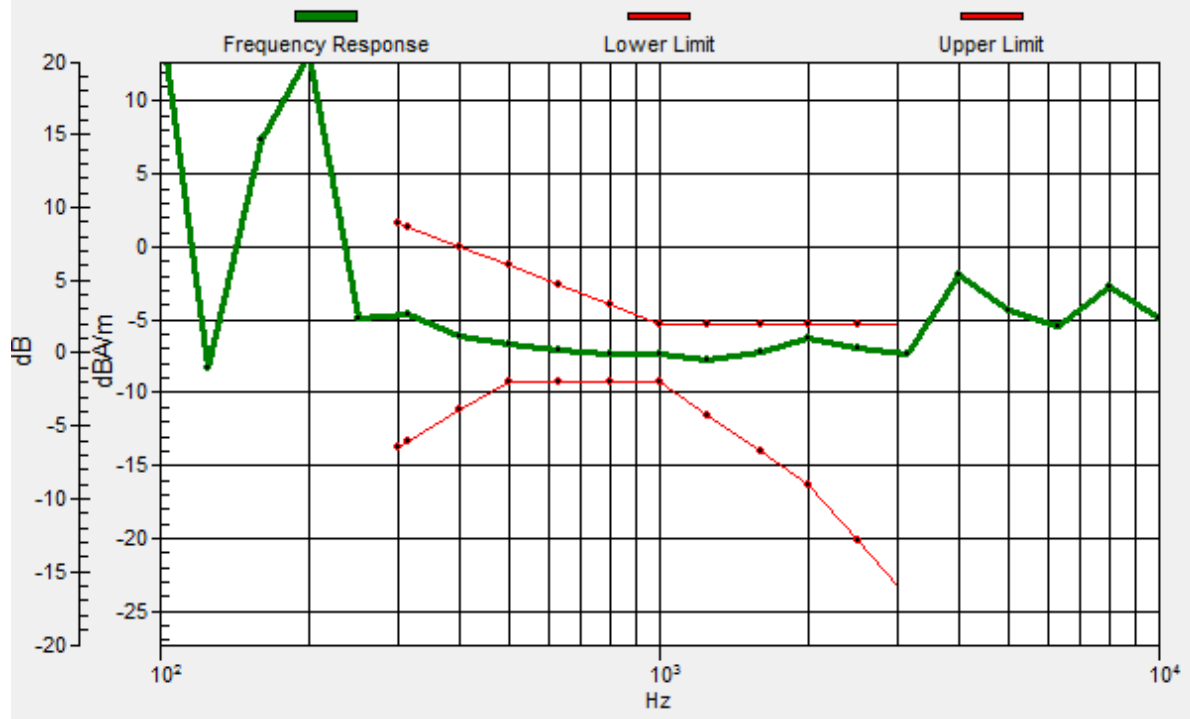
Location: -3.7, 3.3, 3.7 mm



0 dB = 144.3 = 43.18 dB

# General Scans/z (axial) wideband at best S/N/ABM Freq Resp(x,y,z,f)

Loc: -3.7, 3.2, 3.7 mm Diff: 0.98dB



## #10\_HAC\_T-Coil\_WCDMA V\_HSPA\_Ch4182\_Transversal (Y)

Communication System: WCDMA ; Frequency: 836.4 MHz

Medium: Air Medium parameters used:  $\sigma = 0$  S/m,  $\epsilon_r = 1$ ;  $\rho = 0$  kg/m<sup>3</sup>

Ambient Temperature : 23.4 °C

### DASY5 Configuration

- Probe: AM1DV3 - 3130; ; Calibrated: 2017/11/21

- Sensor-Surface: 0mm (Fix Surface)

- Electronics: DAE4 Sn854; Calibrated: 2017/5/2

- Phantom: HAC Test Arch with AMCC; Type: SD HAC P01 BA;

- Measurement SW: DASY52, Version 52.8 (8); SEMCAD X Version 14.6.10 (7373)


General Scans/y (transversal) 4.2mm 50 x 50/ABM Interpolated SNR(x,y ,z) (121x121x1):

Interpolated grid: dx=1.000 mm, dy=1.000 mm

ABM1/ABM2 = 38.76 dB

ABM1 comp = -8.18 dBA/m

Location: -3.7, -9.6, 3.7 mm



0 dB = 86.68 = 38.76 dB

# #11\_HAC\_T-Coil\_LTE Band 2\_20M\_QPSK\_1RB\_0Offset\_Ch18900\_Axial (Z)

Communication System: LTE; Frequency: 1880 MHz

Medium: Air Medium parameters used:  $\sigma = 0$  S/m,  $\epsilon_r = 1$ ;  $\rho = 0$  kg/m<sup>3</sup>

Ambient Temperature : 23.4 °C

## DASY5 Configuration

- Probe: AM1DV3 - 3130; ; Calibrated: 2017/11/21
- Sensor-Surface: 0mm (Fix Surface)
- Electronics: DAE4 Sn854; Calibrated: 2017/5/2
- Phantom: HAC Test Arch with AMCC; Type: SD HAC P01 BA;
- Measurement SW: DASY52, Version 52.8 (8); SEMCAD X Version 14.6.10 (7373)


General Scans/z (axial) 4.2mm 50 x 50/ABM Interpolated SNR(x,y,z) (121x121x1):

Interpolated grid: dx=1.000 mm, dy=1.000 mm

ABM1/ABM2 = 41.35 dB

ABM1 comp = -2.48 dBA/m

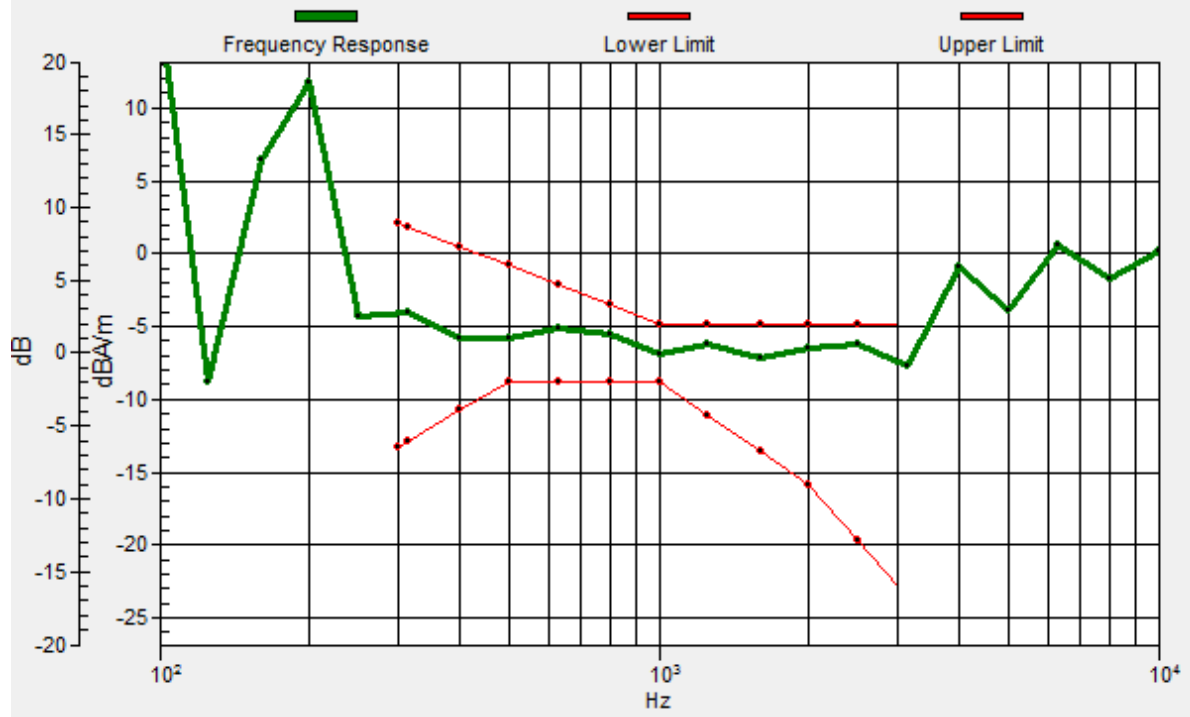
Location: -4.2, 1.7, 3.7 mm



0 dB = 116.8 = 41.35 dB

# General Scans/z (axial) wideband at best S/N/ABM Freq Resp(x,y,z,f)

Loc: -4.2, 1.6, 3.7 mm Diff: 1.34dB





# #11\_HAC\_T-Coil\_LTE Band 2\_20M\_QPSK\_1RB\_0Offset\_Ch18900\_Transversal (Y)

Communication System: LTE; Frequency: 1880 MHz

Medium: Air Medium parameters used:  $\sigma = 0$  S/m,  $\epsilon_r = 1$ ;  $\rho = 0$  kg/m<sup>3</sup>

Ambient Temperature : 23.4 °C

## DASY5 Configuration

- Probe: AM1DV3 - 3130; ; Calibrated: 2017/11/21
- Sensor-Surface: 0mm (Fix Surface)
- Electronics: DAE4 Sn854; Calibrated: 2017/5/2
- Phantom: HAC Test Arch with AMCC; Type: SD HAC P01 BA;
- Measurement SW: DASY52, Version 52.8 (8); SEMCAD X Version 14.6.10 (7373)


General Scans/y (transversal) 4.2mm 50 x 50/ABM Interpolated SNR(x,y ,z) (121x121x1):

Interpolated grid: dx=1.000 mm, dy=1.000 mm

ABM1/ABM2 = 37.48 dB

ABM1 comp = -8.64 dBA/m

Location: -3.3, -8.3, 3.7 mm



0 dB = 74.84 = 37.48 dB

### #12\_HAC\_T-Coil\_LTE Band 4\_20M\_QPSK\_1RB\_0Offset\_Ch20175\_Axial (Z)

Communication System: LTE; Frequency: 1732.5 MHz

Medium: Air Medium parameters used:  $\sigma = 0$  S/m,  $\epsilon_r = 1$ ;  $\rho = 0$  kg/m<sup>3</sup>

Ambient Temperature : 23.4 °C

#### DASY5 Configuration

- Probe: AM1DV3 - 3130; ; Calibrated: 2017/11/21
- Sensor-Surface: 0mm (Fix Surface)
- Electronics: DAE4 Sn854; Calibrated: 2017/5/2
- Phantom: HAC Test Arch with AMCC; Type: SD HAC P01 BA;
- Measurement SW: DASY52, Version 52.8 (8); SEMCAD X Version 14.6.10 (7373)


General Scans/z (axial) 4.2mm 50 x 50/ABM Interpolated SNR(x,y,z) (121x121x1):

Interpolated grid: dx=1.000 mm, dy=1.000 mm

ABM1/ABM2 = 39.39 dB

ABM1 comp = -2.26 dBA/m

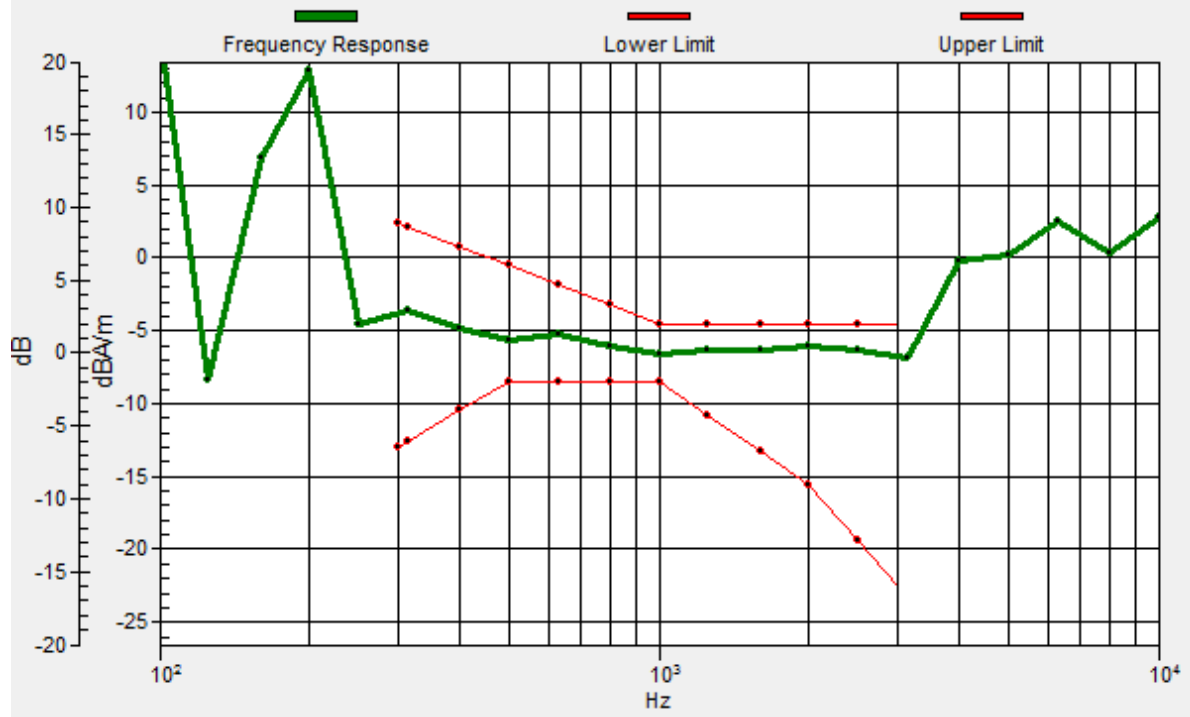
Location: -4.2, 1.2, 3.7 mm



0 dB = 93.18 = 39.39 dB

# General Scans/z (axial) wideband at best S/N/ABM Freq Resp(x,y,z,f)

Loc: -4.1, 1.2, 3.7 mm Diff: 1.56dB



# #12\_HAC\_T-Coil\_LTE Band 4\_20M\_QPSK\_1RB\_0Offset\_Ch20175\_Transversal (Y)

Communication System: LTE; Frequency: 1732.5 MHz

Medium: Air Medium parameters used:  $\sigma = 0$  S/m,  $\epsilon_r = 1$ ;  $\rho = 0$  kg/m<sup>3</sup>

Ambient Temperature : 23.4 °C

## DASY5 Configuration

- Probe: AM1DV3 - 3130; ; Calibrated: 2017/11/21
- Sensor-Surface: 0mm (Fix Surface)
- Electronics: DAE4 Sn854; Calibrated: 2017/5/2
- Phantom: HAC Test Arch with AMCC; Type: SD HAC P01 BA;
- Measurement SW: DASY52, Version 52.8 (8); SEMCAD X Version 14.6.10 (7373)


General Scans/y (transversal) 4.2mm 50 x 50/ABM Interpolated SNR(x,y ,z) (121x121x1):

Interpolated grid: dx=1.000 mm, dy=1.000 mm

ABM1/ABM2 = 37.24 dB

ABM1 comp = -8.92 dBA/m

Location: -4.2, -8.3, 3.7 mm



0 dB = 72.78 = 37.24 dB

### #13\_HAC\_T-Coil\_LTE Band 5\_10M\_QPSK\_1RB\_0Offset\_Ch20525\_Axial (Z)

Communication System: LTE; Frequency: 836.5 MHz

Medium: Air Medium parameters used:  $\sigma = 0$  S/m,  $\epsilon_r = 1$ ;  $\rho = 0$  kg/m<sup>3</sup>

Ambient Temperature : 23.4 °C

#### DASY5 Configuration

- Probe: AM1DV3 - 3130; ; Calibrated: 2017/11/21
- Sensor-Surface: 0mm (Fix Surface)
- Electronics: DAE4 Sn854; Calibrated: 2017/5/2
- Phantom: HAC Test Arch with AMCC; Type: SD HAC P01 BA;
- Measurement SW: DASY52, Version 52.8 (8); SEMCAD X Version 14.6.10 (7373)


General Scans/z (axial) 4.2mm 50 x 50/ABM Interpolated SNR(x,y,z) (121x121x1):

Interpolated grid: dx=1.000 mm, dy=1.000 mm

ABM1/ABM2 = 38.13 dB

ABM1 comp = -3.04 dBA/m

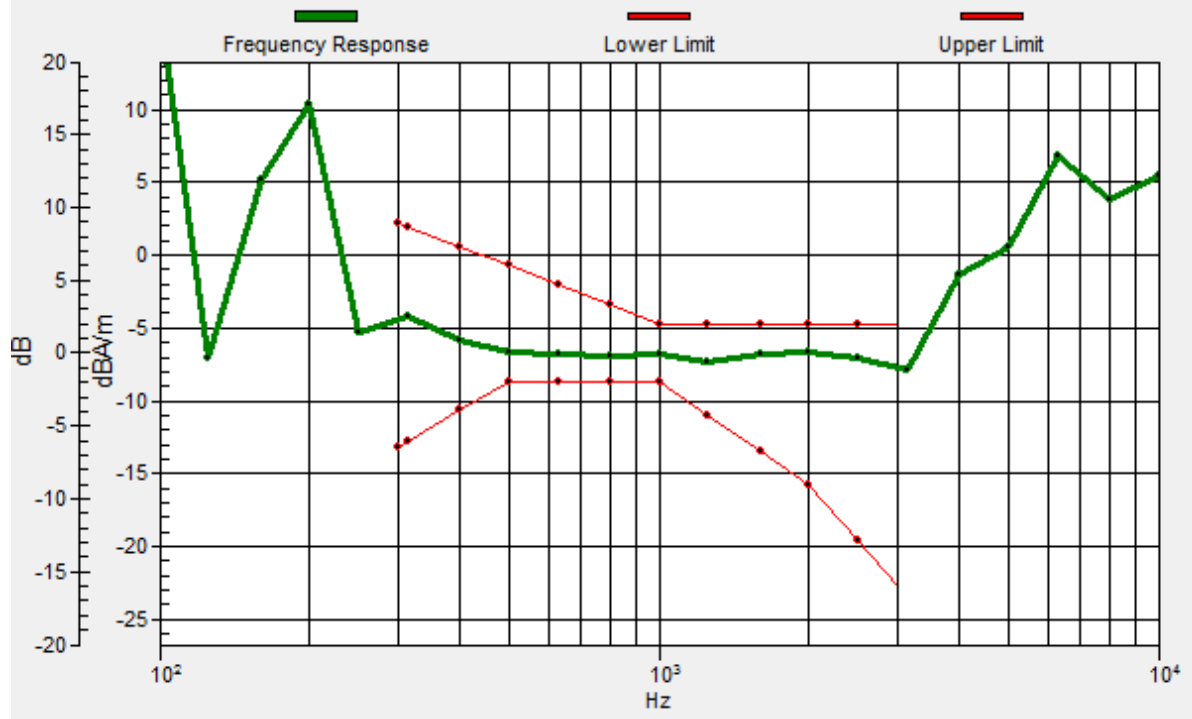
Location: -3.7, 2.5, 3.7 mm



0 dB = 80.62 = 38.13 dB

# General Scans/z (axial) wideband at best S/N/ABM Freq Resp(x,y,z,f)

Loc: -3.7, 2.7, 3.7 mm Diff: 1.84dB



### #13\_HAC\_T-Coil\_LTE Band 5\_10M\_QPSK\_1RB\_0Offset\_Ch20525\_Transversal (Y)

Communication System: LTE; Frequency: 836.5 MHz

Medium: Air Medium parameters used:  $\sigma = 0$  S/m,  $\epsilon_r = 1$ ;  $\rho = 0$  kg/m<sup>3</sup>

Ambient Temperature : 23.4 °C

#### DASY5 Configuration

- Probe: AM1DV3 - 3130; ; Calibrated: 2017/11/21
- Sensor-Surface: 0mm (Fix Surface)
- Electronics: DAE4 Sn854; Calibrated: 2017/5/2
- Phantom: HAC Test Arch with AMCC; Type: SD HAC P01 BA;
- Measurement SW: DASY52, Version 52.8 (8); SEMCAD X Version 14.6.10 (7373)


General Scans/y (transversal) 4.2mm 50 x 50/ABM Interpolated SNR(x,y ,z) (121x121x1):

Interpolated grid: dx=1.000 mm, dy=1.000 mm

ABM1/ABM2 = 36.25 dB

ABM1 comp = -9.08 dBA/m

Location: -4.2, -7.9, 3.7 mm



0 dB = 64.96 = 36.25 dB

### #14\_HAC\_T-Coil\_LTE Band 7\_20M\_QPSK\_1RB\_0Offset\_Ch21100\_Axial (Z)

Communication System: LTE; Frequency: 2535 MHz

Medium: Air Medium parameters used:  $\sigma = 0$  S/m,  $\epsilon_r = 1$ ;  $\rho = 0$  kg/m<sup>3</sup>

Ambient Temperature : 23.4 °C

#### DASY5 Configuration

- Probe: AM1DV3 - 3130; ; Calibrated: 2017/11/21
- Sensor-Surface: 0mm (Fix Surface)
- Electronics: DAE4 Sn854; Calibrated: 2017/5/2
- Phantom: HAC Test Arch with AMCC; Type: SD HAC P01 BA;
- Measurement SW: DASY52, Version 52.8 (8); SEMCAD X Version 14.6.10 (7373)


General Scans/z (axial) 4.2mm 50 x 50/ABM Interpolated SNR(x,y,z) (121x121x1):

Interpolated grid: dx=1.000 mm, dy=1.000 mm

ABM1/ABM2 = 39.20 dB

ABM1 comp = -2.42 dBA/m

Location: -3.7, 2.1, 3.7 mm

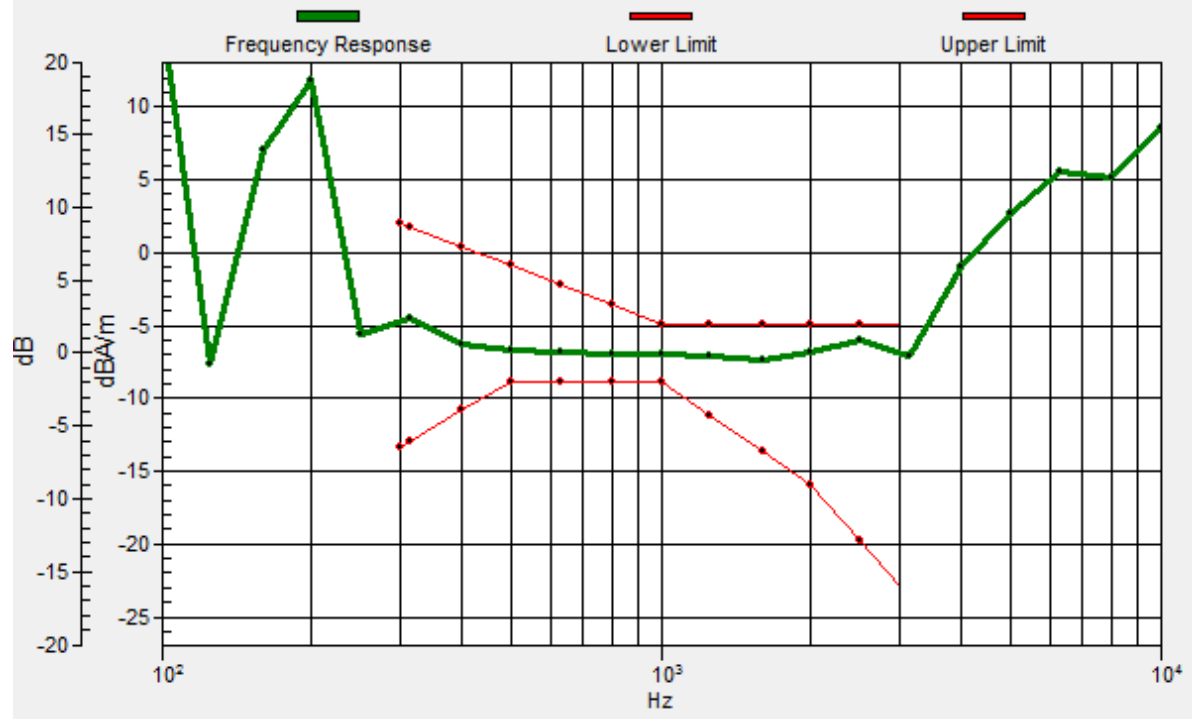


0 dB = 91.16 = 39.20 dB



# General Scans/z (axial) wideband at best S/N/ABM Freq Resp(x,y,z,f)

Loc: -4, 2, 3.7 mm Diff: 1.06dB



# #14\_HAC\_T-Coil\_LTE Band 7\_20M\_QPSK\_1RB\_0Offset\_Ch21100\_Transversal (Y)

Communication System: LTE; Frequency: 2535 MHz

Medium: Air Medium parameters used:  $\sigma = 0$  S/m,  $\epsilon_r = 1$ ;  $\rho = 0$  kg/m<sup>3</sup>

Ambient Temperature : 23.4 °C

## DASY5 Configuration

- Probe: AM1DV3 - 3130; ; Calibrated: 2017/11/21
- Sensor-Surface: 0mm (Fix Surface)
- Electronics: DAE4 Sn854; Calibrated: 2017/5/2
- Phantom: HAC Test Arch with AMCC; Type: SD HAC P01 BA;
- Measurement SW: DASY52, Version 52.8 (8); SEMCAD X Version 14.6.10 (7373)


General Scans/y (transversal) 4.2mm 50 x 50/ABM Interpolated SNR(x,y ,z) (121x121x1):

Interpolated grid: dx=1.000 mm, dy=1.000 mm

ABM1/ABM2 = 36.66 dB

ABM1 comp = -9.06 dBA/m

Location: -4.2, -8.3, 3.7 mm



0 dB = 68.06 = 36.66 dB

# #15\_HAC\_T-Coil\_LTE Band 12\_10M\_QPSK\_1RB\_0Offset\_Ch23095\_Axial (Z)

Communication System: LTE; Frequency: 707.5 MHz

Medium: Air Medium parameters used:  $\sigma = 0$  S/m,  $\epsilon_r = 1$ ;  $\rho = 0$  kg/m<sup>3</sup>

Ambient Temperature : 23.4 °C

## DASY5 Configuration

- Probe: AM1DV3 - 3130; ; Calibrated: 2017/11/21
- Sensor-Surface: 0mm (Fix Surface)
- Electronics: DAE4 Sn854; Calibrated: 2017/5/2
- Phantom: HAC Test Arch with AMCC; Type: SD HAC P01 BA;
- Measurement SW: DASY52, Version 52.8 (8); SEMCAD X Version 14.6.10 (7373)


General Scans/z (axial) 4.2mm 50 x 50/ABM Interpolated SNR(x,y,z) (121x121x1):

Interpolated grid: dx=1.000 mm, dy=1.000 mm

ABM1/ABM2 = 38.77 dB

ABM1 comp = -2.04 dBA/m

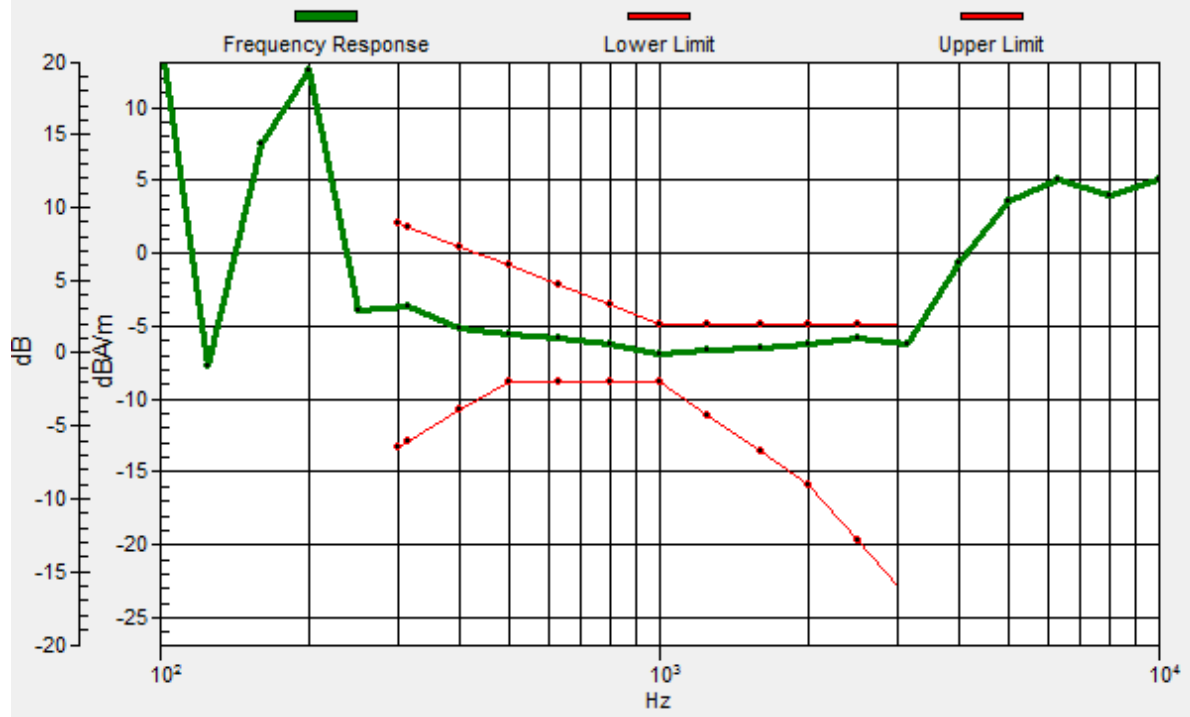
Location: -3.7, 1.7, 3.7 mm



0 dB = 86.78 = 38.77 dB

# General Scans/z (axial) wideband at best S/N/ABM Freq Resp(x,y,z,f)

Loc: -3.9, 1.8, 3.7 mm Diff: 1.03dB



# #15\_HAC\_T-Coil\_LTE Band 12\_10M\_QPSK\_1RB\_0Offset\_Ch23095\_Transversal (Y)

Communication System: LTE; Frequency: 707.5 MHz

Medium: Air Medium parameters used:  $\sigma = 0$  S/m,  $\epsilon_r = 1$ ;  $\rho = 0$  kg/m<sup>3</sup>

Ambient Temperature : 23.4 °C

## DASY5 Configuration

- Probe: AM1DV3 - 3130; ; Calibrated: 2017/11/21
- Sensor-Surface: 0mm (Fix Surface)
- Electronics: DAE4 Sn854; Calibrated: 2017/5/2
- Phantom: HAC Test Arch with AMCC; Type: SD HAC P01 BA;
- Measurement SW: DASY52, Version 52.8 (8); SEMCAD X Version 14.6.10 (7373)


General Scans/y (transversal) 4.2mm 50 x 50/ABM Interpolated SNR(x,y ,z) (121x121x1):

Interpolated grid: dx=1.000 mm, dy=1.000 mm

ABM1/ABM2 = 36.25 dB

ABM1 comp = -9.08 dBA/m

Location: -4.2, -7.9, 3.7 mm



0 dB = 64.95 = 36.25 dB

# #16\_HAC\_T-Coil\_LTE Band 17\_10M\_QPSK\_1RB\_0Offset\_Ch23790\_Axial (Z)

Communication System: LTE; Frequency: 710 MHz

Medium: Air Medium parameters used:  $\sigma = 0$  S/m,  $\epsilon_r = 1$ ;  $\rho = 0$  kg/m<sup>3</sup>

Ambient Temperature : 23.4 °C

## DASY5 Configuration

- Probe: AM1DV3 - 3130; ; Calibrated: 2017/11/21

- Sensor-Surface: 0mm (Fix Surface)

- Electronics: DAE4 Sn854; Calibrated: 2017/5/2

- Phantom: HAC Test Arch with AMCC; Type: SD HAC P01 BA;

- Measurement SW: DASY52, Version 52.8 (8); SEMCAD X Version 14.6.10 (7373)


General Scans/z (axial) 4.2mm 50 x 50/ABM Interpolated SNR(x,y,z) (121x121x1):

Interpolated grid: dx=1.000 mm, dy=1.000 mm

ABM1/ABM2 = 38.85 dB

ABM1 comp = -2.88 dBA/m

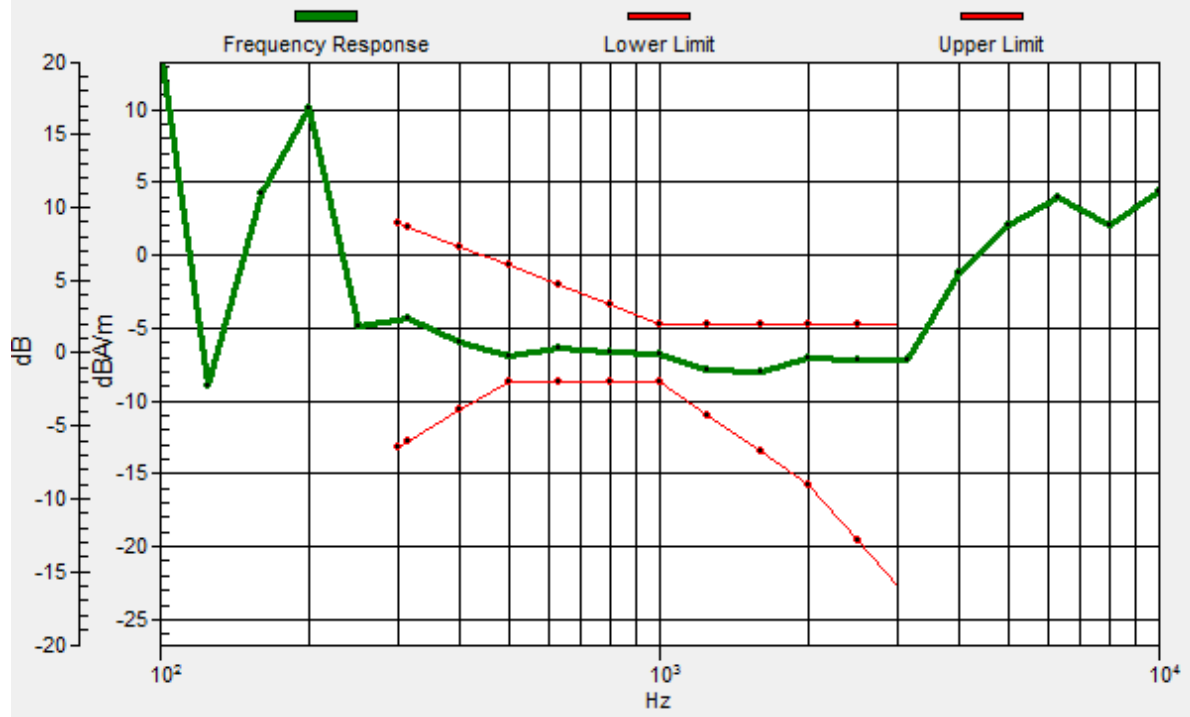
Location: -4.2, 2.5, 3.7 mm



0 dB = 87.63 = 38.85 dB

# General Scans/z (axial) wideband at best S/N/ABM Freq Resp(x,y,z,f)

Loc: -4.3, 2.5, 3.7 mm Diff: 1.82dB



# #16\_HAC\_T-Coil\_LTE Band 17\_10M\_QPSK\_1RB\_0Offset\_Ch23790\_Transversal (Y)

Communication System: LTE; Frequency: 710 MHz

Medium: Air Medium parameters used:  $\sigma = 0$  S/m,  $\epsilon_r = 1$ ;  $\rho = 0$  kg/m<sup>3</sup>

Ambient Temperature : 23.4 °C

## DASY5 Configuration

- Probe: AM1DV3 - 3130; ; Calibrated: 2017/11/21

- Sensor-Surface: 0mm (Fix Surface)

- Electronics: DAE4 Sn854; Calibrated: 2017/5/2

- Phantom: HAC Test Arch with AMCC; Type: SD HAC P01 BA;

- Measurement SW: DASY52, Version 52.8 (8); SEMCAD X Version 14.6.10 (7373)


General Scans/y (transversal) 4.2mm 50 x 50/ABM Interpolated SNR(x,y ,z) (121x121x1):

Interpolated grid: dx=1.000 mm, dy=1.000 mm

ABM1/ABM2 = 36.50 dB

ABM1 comp = -8.76 dBA/m

Location: -3.7, -7.9, 3.7 mm



0 dB = 66.84 = 36.50 dB



## #17\_HAC\_T-Coil\_WLAN2.4GHz\_802.11b 1Mbps\_Ch6\_Axial (Z)

Communication System: 802.11b ; Frequency: 2437 MHz

Medium: Air Medium parameters used:  $\sigma = 0$  S/m,  $\epsilon_r = 1$ ;  $\rho = 0$  kg/m<sup>3</sup>

Ambient Temperature : 23.4 °C

### DASY5 Configuration

- Probe: AM1DV3 - 3130; ; Calibrated: 2017/11/21
- Sensor-Surface: 0mm (Fix Surface)
- Electronics: DAE4 Sn854; Calibrated: 2017/5/2
- Phantom: HAC Test Arch with AMCC; Type: SD HAC P01 BA;
- Measurement SW: DASY52, Version 52.8 (8); SEMCAD X Version 14.6.10 (7373)


General Scans/z (axial) 4.2mm 50 x 50/ABM Interpolated SNR(x,y,z) (121x121x1):

Interpolated grid: dx=1.000 mm, dy=1.000 mm

ABM1/ABM2 = 31.16 dB

ABM1 comp = -1.30 dBA/m

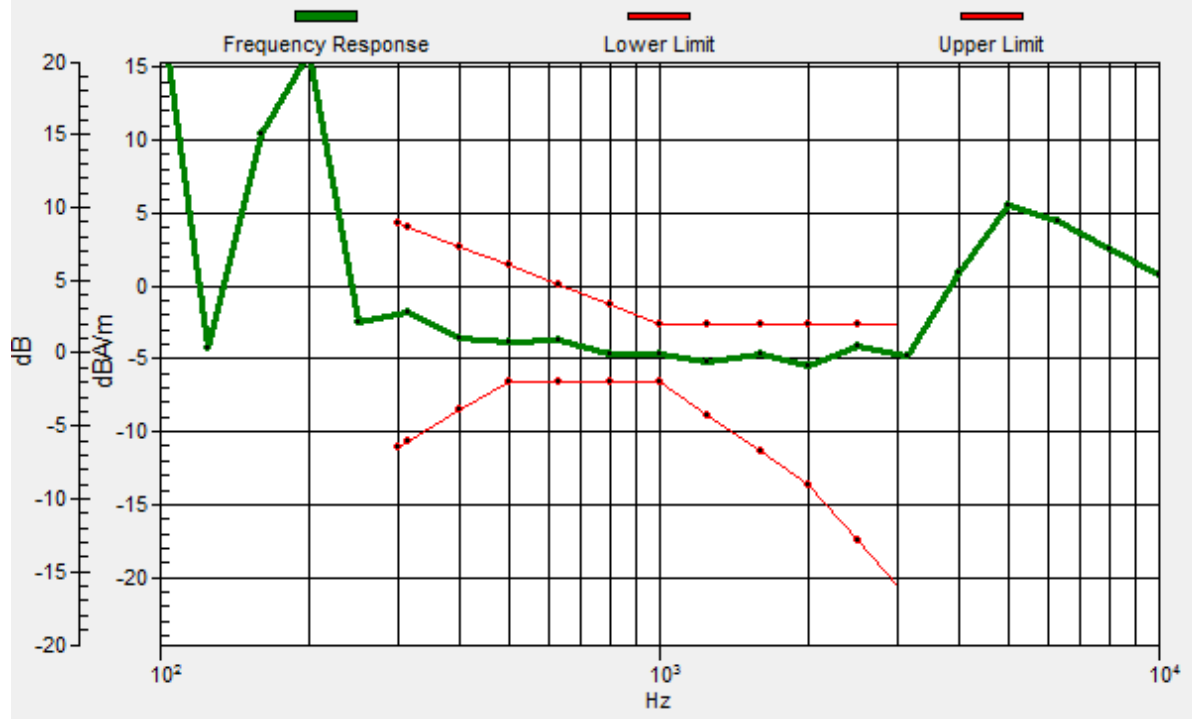
Location: -3, 0.9, 3.7 mm



0 dB = 36.15 = 31.16 dB

# General Scans/z (axial) wideband at best S/N/ABM Freq Resp(x,y,z,f)

Loc: -3.3, 0.7, 3.7 mm Diff: 1.49dB



# #17\_HAC\_T-Coil\_WLAN2.4GHz\_802.11b 1Mbps\_Ch6\_Transversal (Y)

Communication System: 802.11b ; Frequency: 2437 MHz

Medium: Air Medium parameters used:  $\sigma = 0$  S/m,  $\epsilon_r = 1$ ;  $\rho = 0$  kg/m<sup>3</sup>

Ambient Temperature : 23.4 °C

## DASY5 Configuration

- Probe: AM1DV3 - 3130; ; Calibrated: 2017/11/21
- Sensor-Surface: 0mm (Fix Surface)
- Electronics: DAE4 Sn854; Calibrated: 2017/5/2
- Phantom: HAC Test Arch with AMCC; Type: SD HAC P01 BA;
- Measurement SW: DASY52, Version 52.8 (8); SEMCAD X Version 14.6.10 (7373)


General Scans/y (transversal) 4.2mm 50 x 50/ABM Interpolated SNR(x,y ,z) (121x121x1):

Interpolated grid: dx=1.000 mm, dy=1.000 mm

ABM1/ABM2 = 31.57 dB

ABM1 comp = -9.26 dBA/m

Location: -4.4, -11, 3.7 mm



0 dB = 37.88 = 31.57 dB

### #18\_HAC\_T-Coil\_WLAN5GHz\_802.11a 6Mbps\_Ch40\_Axial (Z)

Communication System: 802.11a ; Frequency: 5200 MHz

Medium: Air Medium parameters used:  $\sigma = 0$  S/m,  $\epsilon_r = 1$ ;  $\rho = 0$  kg/m<sup>3</sup>

Ambient Temperature : 23.4 °C

#### DASY5 Configuration

- Probe: AM1DV3 - 3130; ; Calibrated: 2017/11/21
- Sensor-Surface: 0mm (Fix Surface)
- Electronics: DAE4 Sn854; Calibrated: 2017/5/2
- Phantom: HAC Test Arch with AMCC; Type: SD HAC P01 BA;
- Measurement SW: DASY52, Version 52.8 (8); SEMCAD X Version 14.6.10 (7373)


General Scans/z (axial) 4.2mm 50 x 50/ABM Interpolated SNR(x,y,z) (121x121x1):

Interpolated grid: dx=1.000 mm, dy=1.000 mm

ABM1/ABM2 = 37.16 dB

ABM1 comp = 0.83 dBA/m

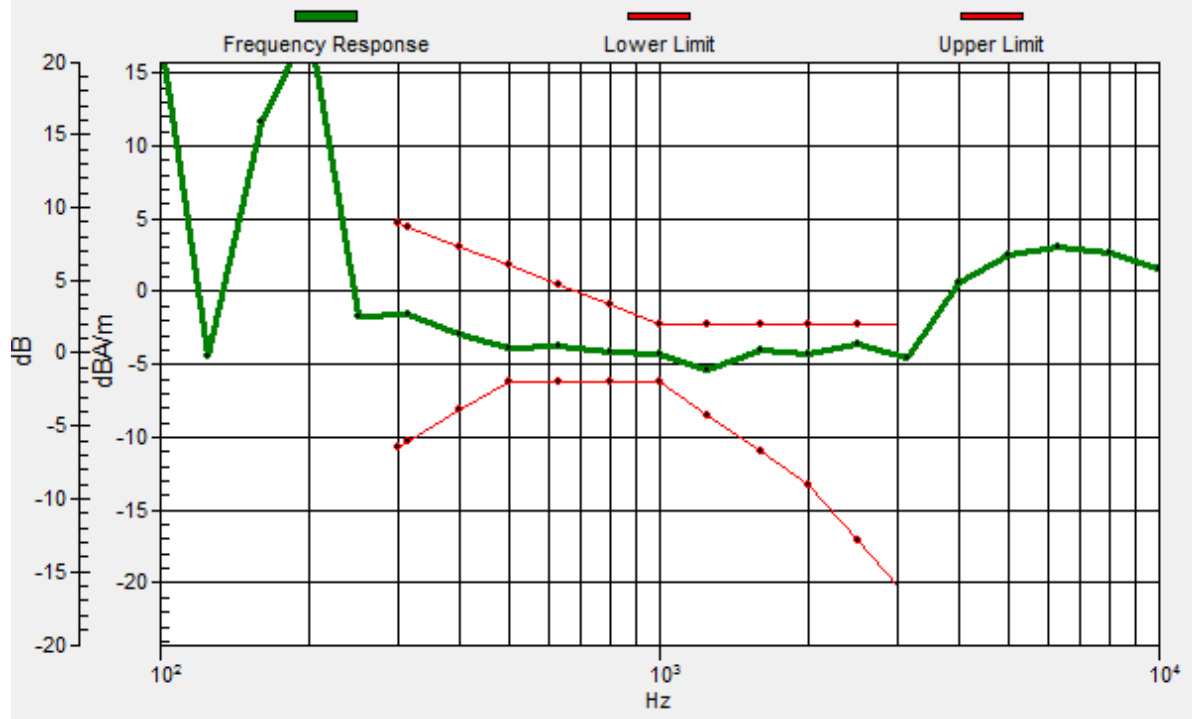
Location: -3.7, -1.2, 3.7 mm



0 dB = 72.15 = 37.16 dB

# General Scans/z (axial) wideband at best S/N/ABM Freq Resp(x,y,z,f)

Loc: -3.4, -0.9, 3.7 mm Diff: 1.42dB



### #18\_HAC\_T-Coil\_WLAN5GHz\_802.11a 6Mbps\_Ch40\_Transversal (Y)

Communication System: 802.11a ; Frequency: 5200 MHz

Medium: Air Medium parameters used:  $\sigma = 0$  S/m,  $\epsilon_r = 1$ ;  $\rho = 0$  kg/m<sup>3</sup>

Ambient Temperature : 23.4 °C

#### DASY5 Configuration

- Probe: AM1DV3 - 3130; ; Calibrated: 2017/11/21
- Sensor-Surface: 0mm (Fix Surface)
- Electronics: DAE4 Sn854; Calibrated: 2017/5/2
- Phantom: HAC Test Arch with AMCC; Type: SD HAC P01 BA;
- Measurement SW: DASY52, Version 52.8 (8); SEMCAD X Version 14.6.10 (7373)


General Scans/y (transversal) 4.2mm 50 x 50/ABM Interpolated SNR(x,y ,z) (121x121x1):

Interpolated grid: dx=1.000 mm, dy=1.000 mm

ABM1/ABM2 = 36.72 dB

ABM1 comp = -7.68 dBA/m

Location: -3, -11, 3.7 mm



0 dB = 68.51 = 36.72 dB

### #19\_HAC\_T-Coil\_WLAN5GHz\_802.11a 6Mbps\_Ch60\_Axial (Z)

Communication System: 802.11a ; Frequency: 5300 MHz

Medium: Air Medium parameters used:  $\sigma = 0$  S/m,  $\epsilon_r = 1$ ;  $\rho = 0$  kg/m<sup>3</sup>

Ambient Temperature : 23.4 °C

#### DASY5 Configuration

- Probe: AM1DV3 - 3130; ; Calibrated: 2017/11/21
- Sensor-Surface: 0mm (Fix Surface)
- Electronics: DAE4 Sn854; Calibrated: 2017/5/2
- Phantom: HAC Test Arch with AMCC; Type: SD HAC P01 BA;
- Measurement SW: DASY52, Version 52.8 (8); SEMCAD X Version 14.6.10 (7373)


General Scans/z (axial) 4.2mm 50 x 50/ABM Interpolated SNR(x,y,z) (121x121x1):

Interpolated grid: dx=1.000 mm, dy=1.000 mm

ABM1/ABM2 = 35.71 dB

ABM1 comp = -0.28 dBA/m

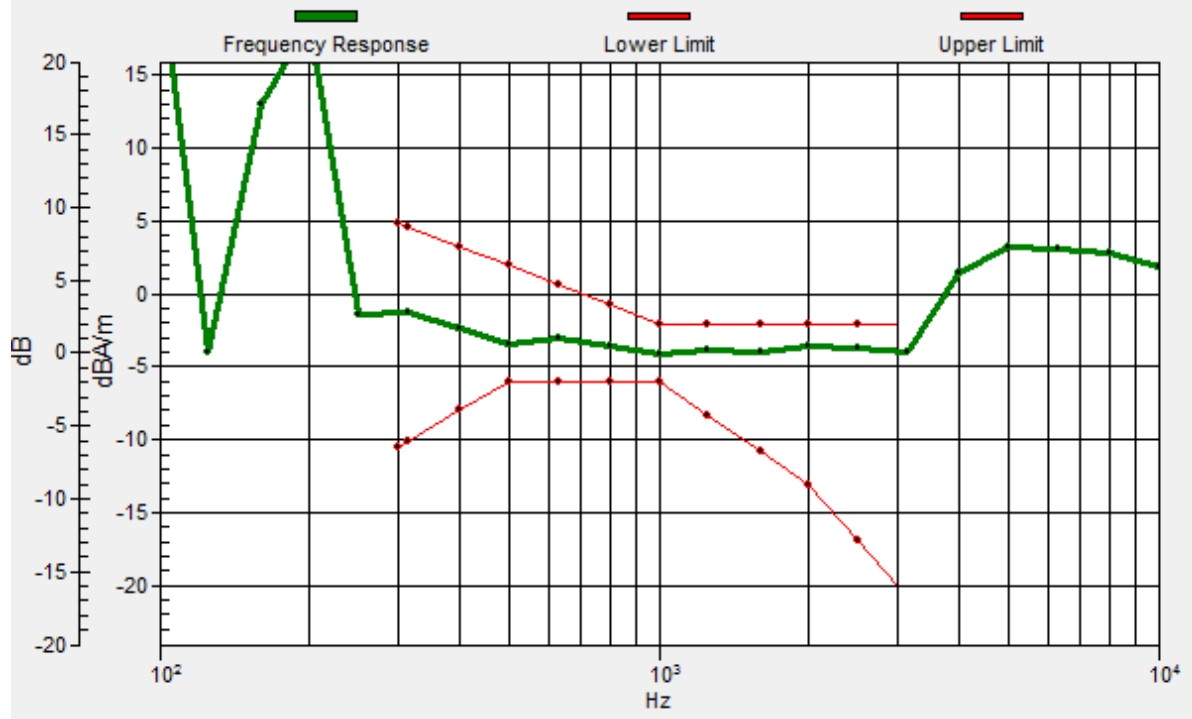
Location: -3, -0.5, 3.7 mm



0 dB = 61.05 = 35.71 dB

# General Scans/z (axial) wideband at best S/N/ABM Freq Resp(x,y,z,f)

Loc: -3.2, -0.7, 3.7 mm Diff: 1.5dB





# #19\_HAC\_T-Coil\_WLAN5GHz\_802.11a 6Mbps\_Ch60\_Transversal (Y)

Communication System: 802.11a ; Frequency: 5300 MHz

Medium: Air Medium parameters used:  $\sigma = 0$  S/m,  $\epsilon_r = 1$ ;  $\rho = 0$  kg/m<sup>3</sup>

Ambient Temperature : 23.4 °C

## DASY5 Configuration

- Probe: AM1DV3 - 3130; ; Calibrated: 2017/11/21
- Sensor-Surface: 0mm (Fix Surface)
- Electronics: DAE4 Sn854; Calibrated: 2017/5/2
- Phantom: HAC Test Arch with AMCC; Type: SD HAC P01 BA;
- Measurement SW: DASY52, Version 52.8 (8); SEMCAD X Version 14.6.10 (7373)

General Scans/y (transversal) 4.2mm 50 x 50/ABM Interpolated SNR(x,y ,z) (121x121x1):

Interpolated grid: dx=1.000 mm, dy=1.000 mm

ABM1/ABM2 = 33.46 dB

ABM1 comp = -10.71 dBA/m

Location: -3.7, -10.3, 3.7 mm



## #20\_HAC\_T-Coil\_WLAN5GHz\_802.11a 6Mbps\_Ch124\_Axial (Z)

Communication System: 802.11a ; Frequency: 5620 MHz

Medium: Air Medium parameters used:  $\sigma = 0$  S/m,  $\epsilon_r = 1$ ;  $\rho = 0$  kg/m<sup>3</sup>

Ambient Temperature : 23.4 °C

### DASY5 Configuration

- Probe: AM1DV3 - 3130; ; Calibrated: 2017/11/21
- Sensor-Surface: 0mm (Fix Surface)
- Electronics: DAE4 Sn854; Calibrated: 2017/5/2
- Phantom: HAC Test Arch with AMCC; Type: SD HAC P01 BA;
- Measurement SW: DASY52, Version 52.8 (8); SEMCAD X Version 14.6.10 (7373)


General Scans/z (axial) 4.2mm 50 x 50/ABM Interpolated SNR(x,y,z) (121x121x1):

Interpolated grid: dx=1.000 mm, dy=1.000 mm

ABM1/ABM2 = 35.25 dB

ABM1 comp = -0.79 dBA/m

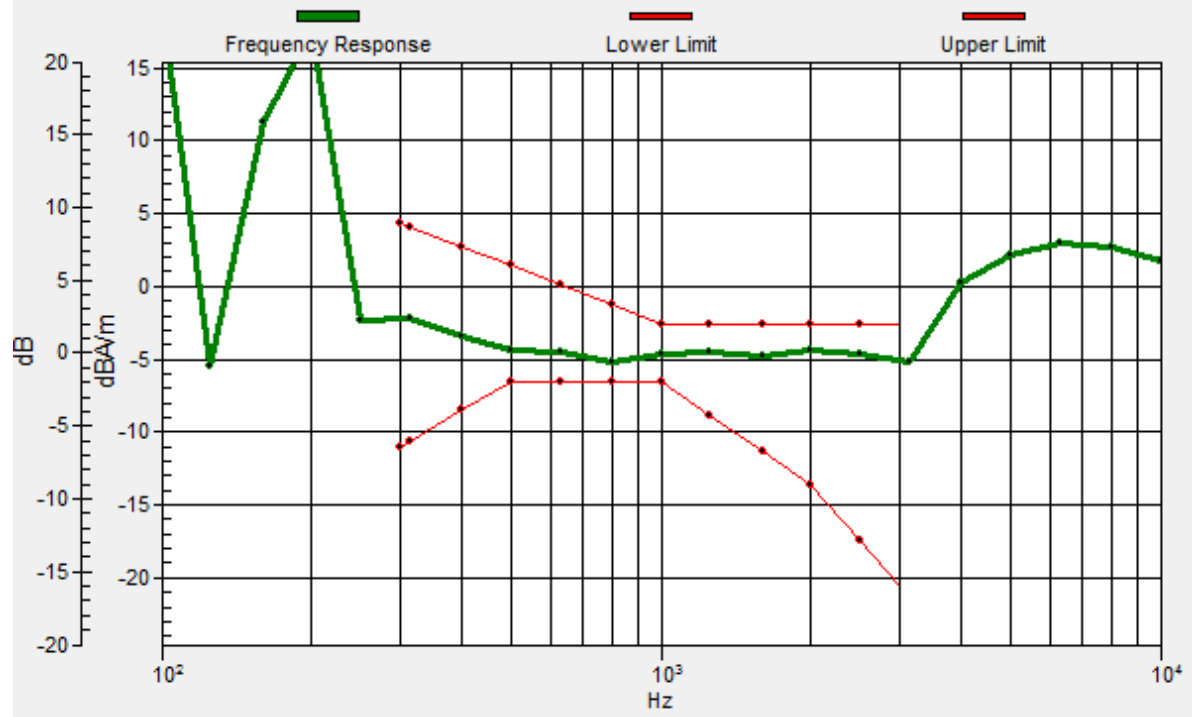
Location: -3, 0.9, 3.7 mm



0 dB = 57.90 = 35.25 dB

# General Scans/z (axial) wideband at best S/N/ABM Freq Resp(x,y,z,f)

Loc: -3.3, 0.7, 3.7 mm Diff: 1.42dB



## #20\_HAC\_T-Coil\_WLAN5GHz\_802.11a 6Mbps\_Ch124\_Transversal (Y)

Communication System: 802.11a ; Frequency: 5620 MHz

Medium: Air Medium parameters used:  $\sigma = 0$  S/m,  $\epsilon_r = 1$ ;  $\rho = 0$  kg/m<sup>3</sup>

Ambient Temperature : 23.4 °C

### DASY5 Configuration

- Probe: AM1DV3 - 3130; ; Calibrated: 2017/11/21

- Sensor-Surface: 0mm (Fix Surface)

- Electronics: DAE4 Sn854; Calibrated: 2017/5/2

- Phantom: HAC Test Arch with AMCC; Type: SD HAC P01 BA;

- Measurement SW: DASY52, Version 52.8 (8); SEMCAD X Version 14.6.10 (7373)


General Scans/y (transversal) 4.2mm 50 x 50/ABM Interpolated SNR(x,y ,z) (121x121x1):

Interpolated grid: dx=1.000 mm, dy=1.000 mm

ABM1/ABM2 = 34.71 dB

ABM1 comp = -9.63 dBA/m

Location: -3, -11, 3.7 mm



0 dB = 54.39 = 34.71 dB

## #21\_HAC\_T-Coil\_WLAN5GHz\_802.11a 6Mbps\_Ch157\_Axial (Z)

Communication System: 802.11a ; Frequency: 5785 MHz

Medium: Air Medium parameters used:  $\sigma = 0$  S/m,  $\epsilon_r = 1$ ;  $\rho = 0$  kg/m<sup>3</sup>

Ambient Temperature : 23.4 °C

### DASY5 Configuration

- Probe: AM1DV3 - 3130; ; Calibrated: 2017/11/21
- Sensor-Surface: 0mm (Fix Surface)
- Electronics: DAE4 Sn854; Calibrated: 2017/5/2
- Phantom: HAC Test Arch with AMCC; Type: SD HAC P01 BA;
- Measurement SW: DASY52, Version 52.8 (8); SEMCAD X Version 14.6.10 (7373)


General Scans/z (axial) 4.2mm 50 x 50/ABM Interpolated SNR(x,y,z) (121x121x1):

Interpolated grid: dx=1.000 mm, dy=1.000 mm

ABM1/ABM2 = 35.74 dB

ABM1 comp = -0.35 dBA/m

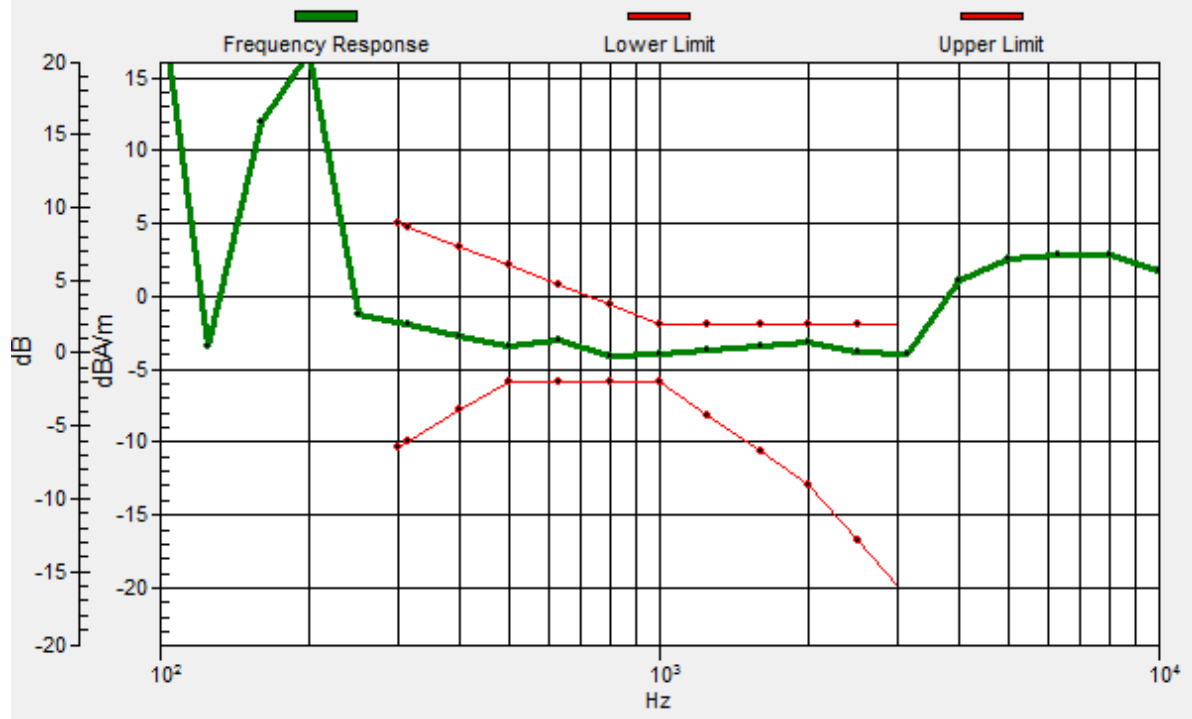
Location: -3, 0.2, 3.7 mm



0 dB = 61.23 = 35.74 dB

# General Scans/z (axial) wideband at best S/N/ABM Freq Resp(x,y,z,f)

Loc: -3.1, 0.1, 3.7 mm Diff: 1.28dB



## #21\_HAC\_T-Coil\_WLAN5GHz\_802.11a 6Mbps\_Ch157\_Transversal (Y)

Communication System: 802.11a ; Frequency: 5785 MHz

Medium: Air Medium parameters used:  $\sigma = 0$  S/m,  $\epsilon_r = 1$ ;  $\rho = 0$  kg/m<sup>3</sup>

Ambient Temperature : 23.4 °C

### DASY5 Configuration

- Probe: AM1DV3 - 3130; ; Calibrated: 2017/11/21

- Sensor-Surface: 0mm (Fix Surface)

- Electronics: DAE4 Sn854; Calibrated: 2017/5/2

- Phantom: HAC Test Arch with AMCC; Type: SD HAC P01 BA;

- Measurement SW: DASY52, Version 52.8 (8); SEMCAD X Version 14.6.10 (7373)

General Scans/y (transversal) 4.2mm 50 x 50/ABM Interpolated SNR(x,y ,z) (121x121x1):

Interpolated grid: dx=1.000 mm, dy=1.000 mm

ABM1/ABM2 = 34.03 dB

ABM1 comp = -10.43 dBA/m

Location: -3.7, -10.3, 3.7 mm

