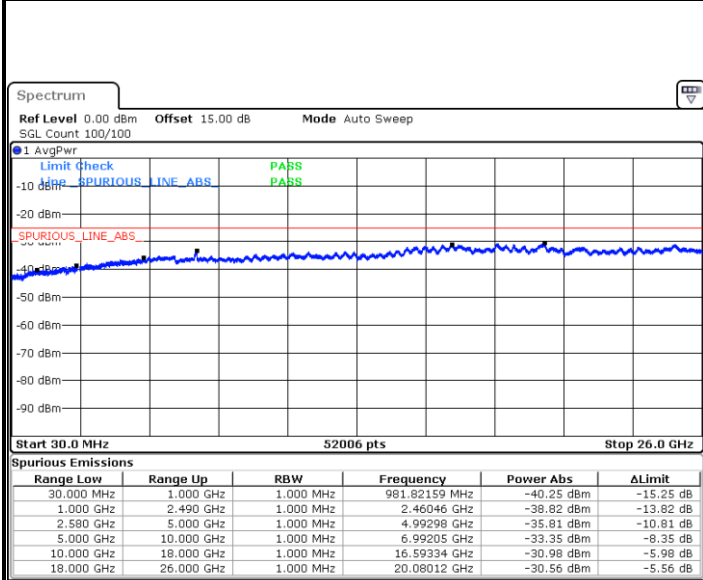




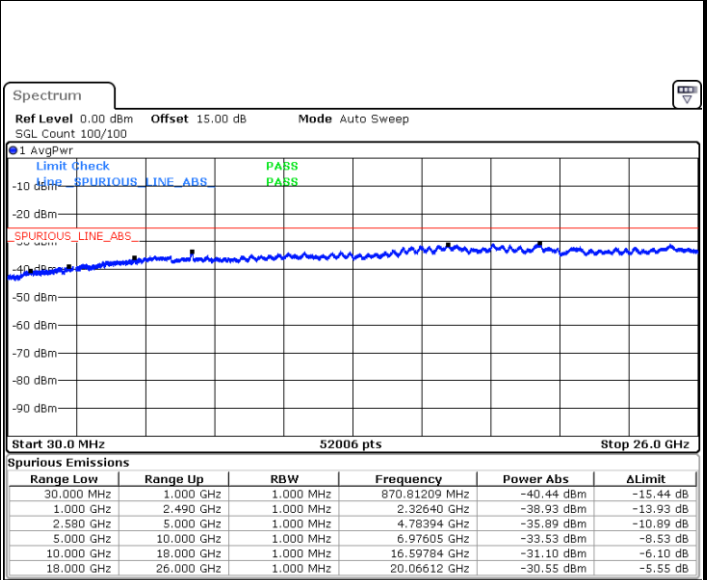
LTE Band 7 / 5MHz

Highest Channel / QPSK



Date: 6.MAR.2018 15:32:05

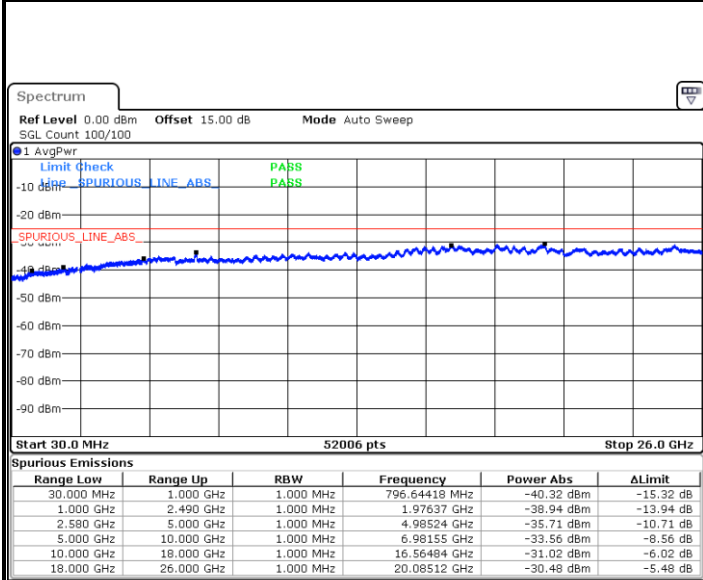
Highest Channel / 16QAM



Date: 6.MAR.2018 15:32:59

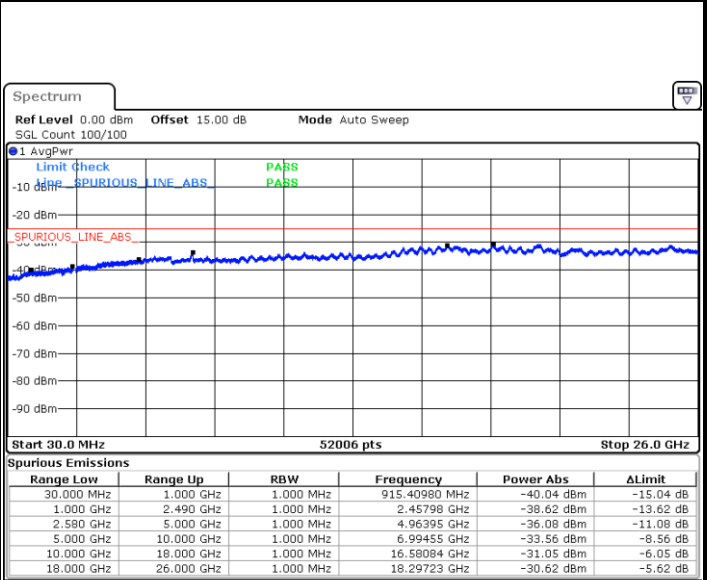
LTE Band 7 / 10MHz

Lowest Channel / QPSK



Date: 6.MAR.2018 15:39:13

Lowest Channel / 16QAM



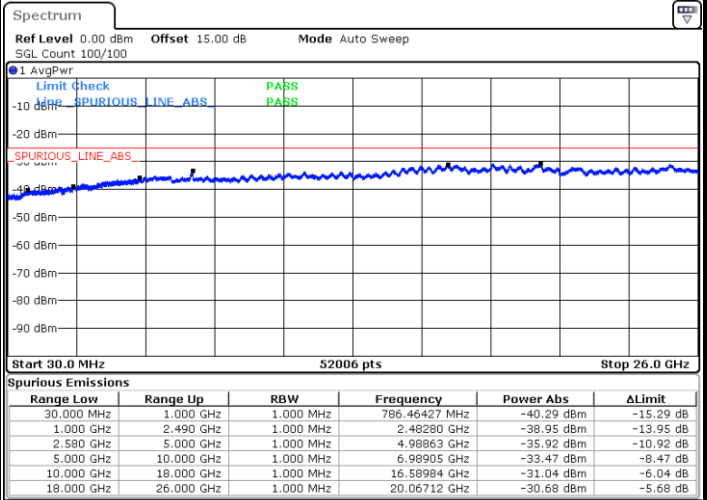
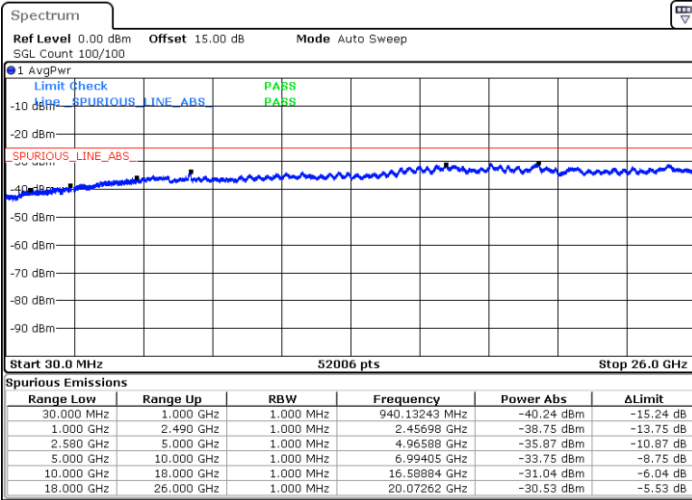
Date: 6.MAR.2018 15:40:07



LTE Band 7 / 10MHz

Middle Channel / QPSK

Middle Channel / 16QAM

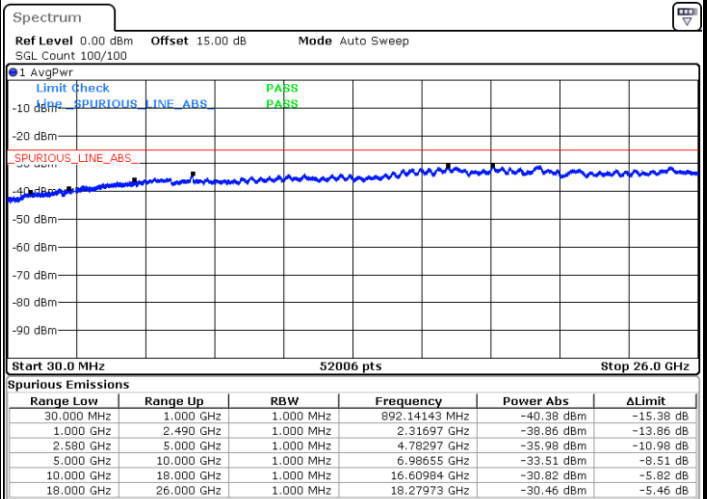
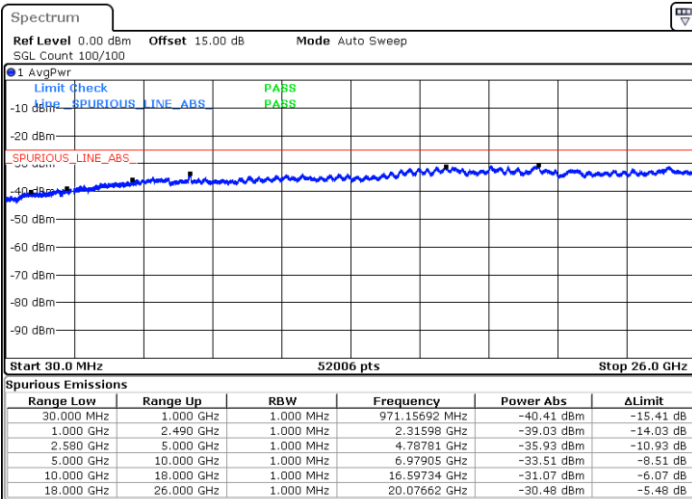


Date: 6.MAR.2018 15:41:43

Date: 6.MAR.2018 15:42:37

Highest Channel / QPSK

Highest Channel / 16QAM



Date: 6.MAR.2018 15:48:55

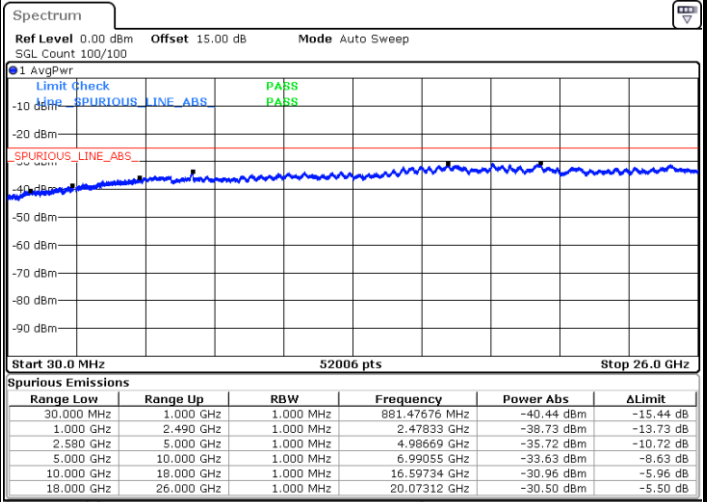
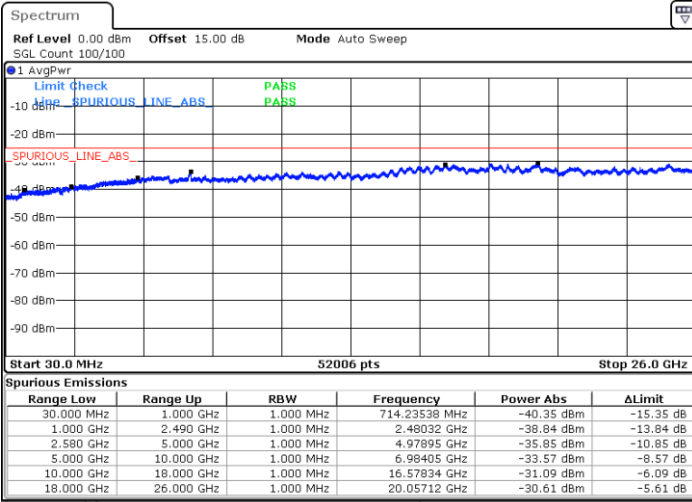
Date: 6.MAR.2018 15:49:49



LTE Band 7 / 15MHz

Lowest Channel / QPSK

Lowest Channel / 16QAM

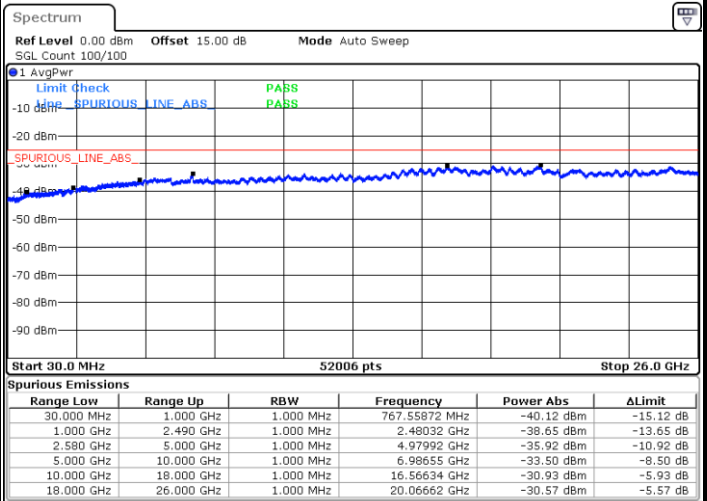
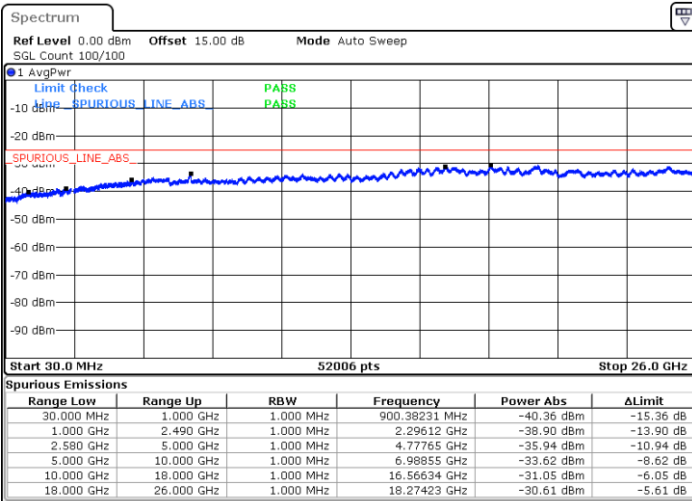


Date: 6.MAR.2018 15:56:02

Date: 6.MAR.2018 15:56:56

Middle Channel / QPSK

Middle Channel / 16QAM



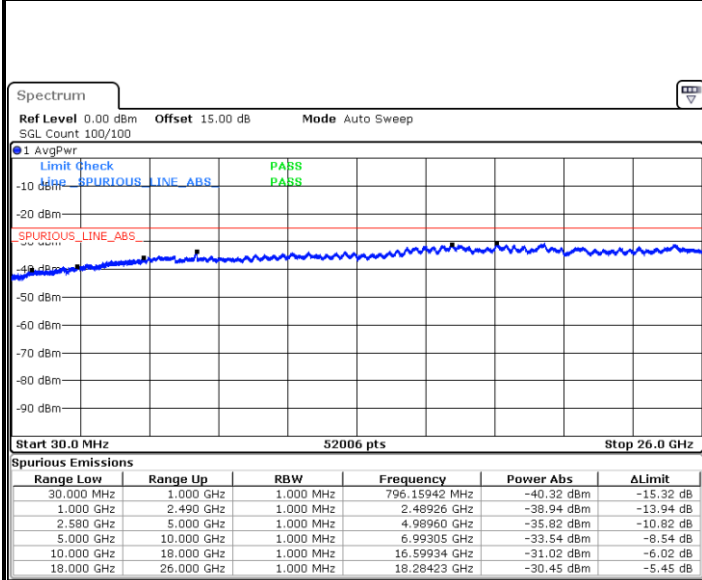
Date: 6.MAR.2018 15:58:31

Date: 6.MAR.2018 15:59:25



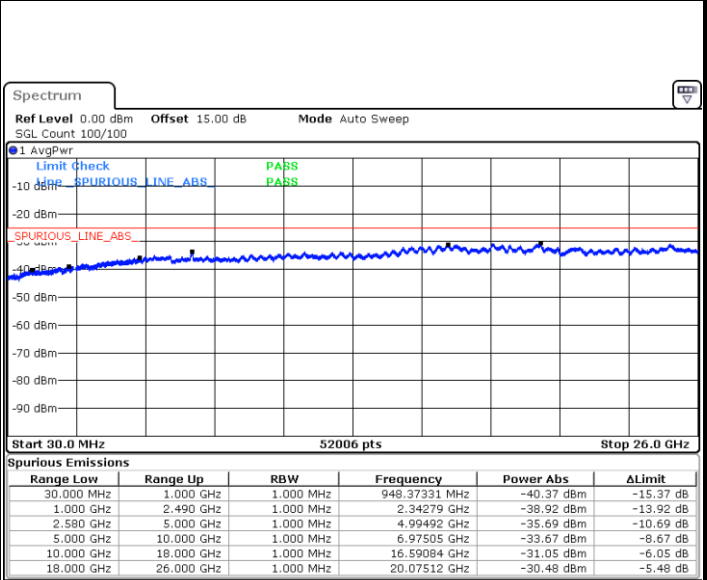
LTE Band7 / 15MHz

Highest Channel / QPSK



Date: 6.MAR.2018 16:05:41

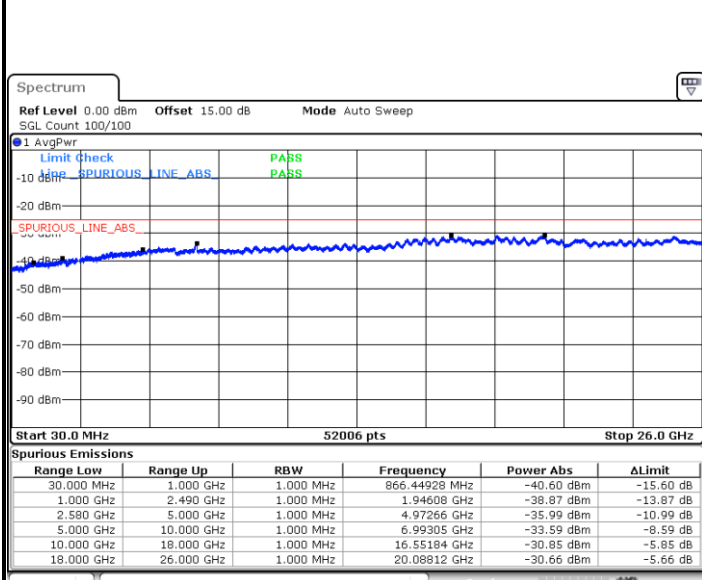
Highest Channel / 16QAM



Date: 6.MAR.2018 16:06:34

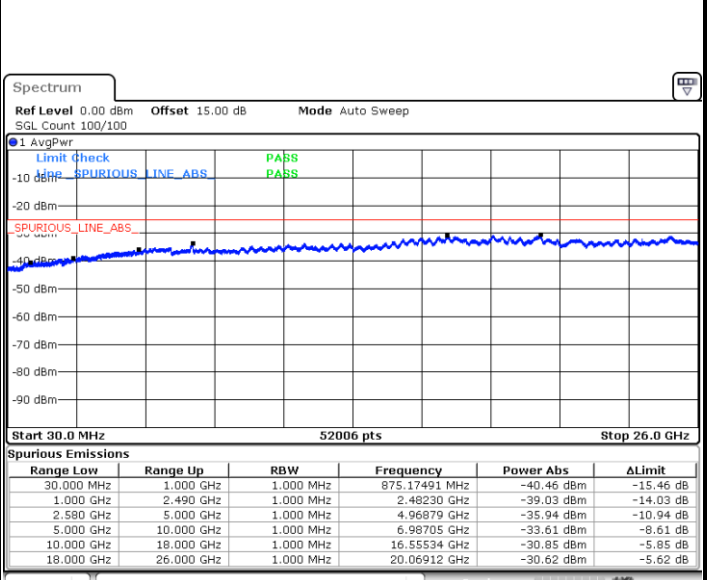
LTE Band 7 / 20MHz

Lowest Channel / QPSK



Date: 6.MAR.2018 16:12:49

Lowest Channel / 16QAM



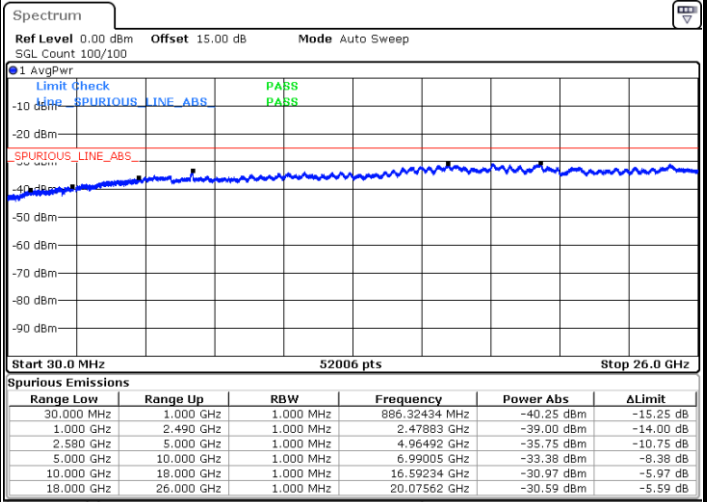
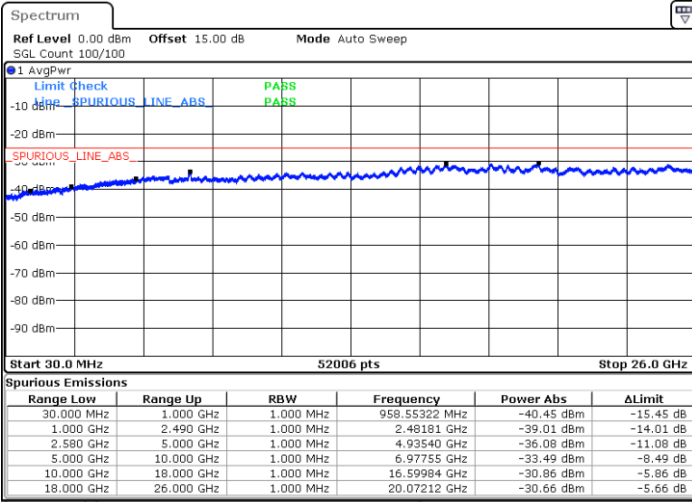
Date: 6.MAR.2018 16:13:43



LTE Band 7 / 20MHz

Middle Channel / QPSK

Middle Channel / 16QAM

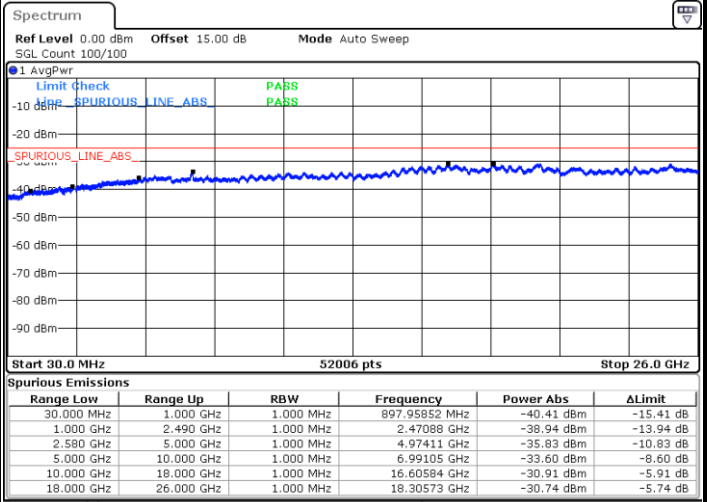
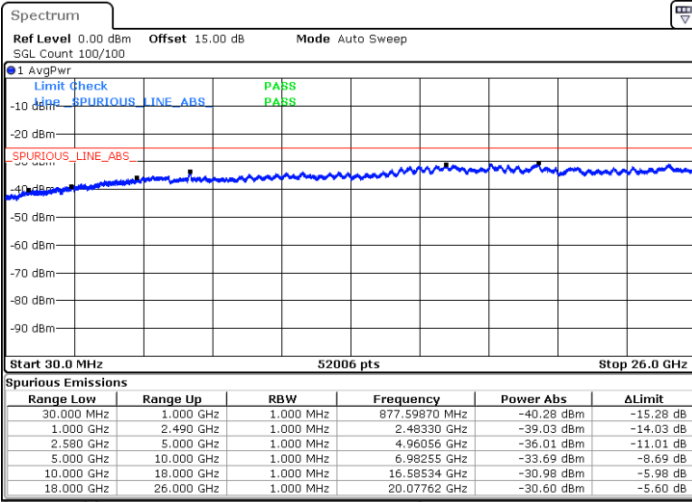


Date: 6.MAR.2018 16:15:18

Date: 6.MAR.2018 16:16:12

Highest Channel / QPSK

Highest Channel / 16QAM



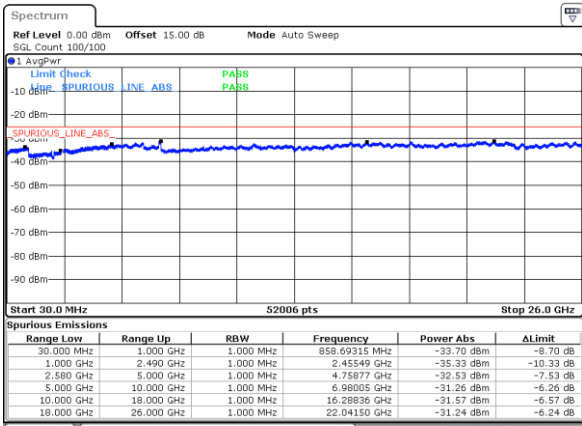
Date: 6.MAR.2018 16:22:27

Date: 6.MAR.2018 16:23:21



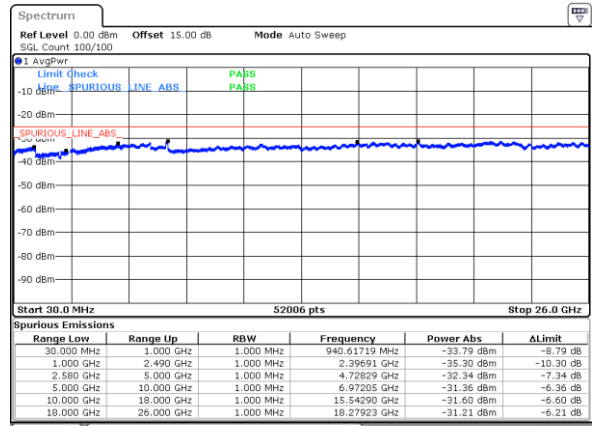
LTE Band 7

Lowest Channel / 5MHz / 64QAM



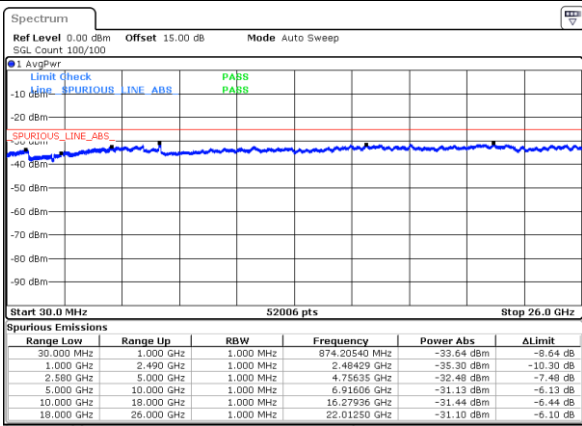
Date: 5.MAR.2018 17:43:57

Lowest Channel / 10MHz / 64QAM



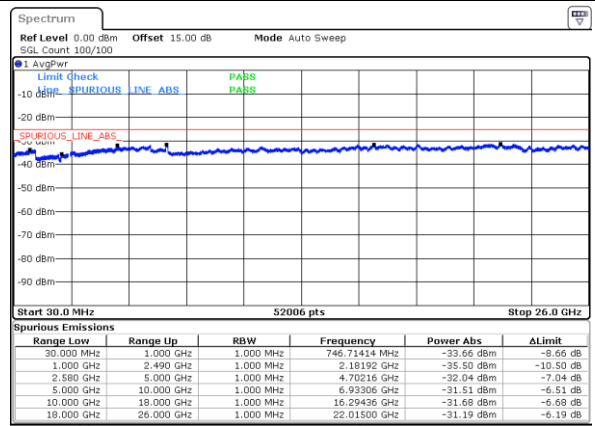
Date: 5.MAR.2018 17:52:14

Middle Channel / 5MHz / 64QAM



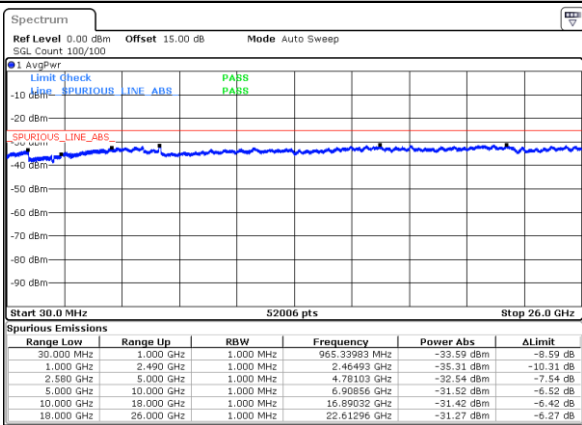
Date: 5.MAR.2018 17:45:10

Middle Channel / 10MHz / 64QAM



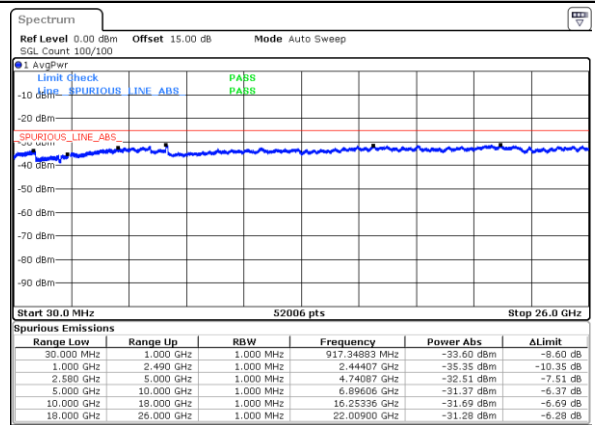
Date: 5.MAR.2018 17:53:28

Highest Channel / 5MHz / 64QAM



Date: 5.MAR.2018 17:48:43

Highest Channel / 10MHz / 64QAM

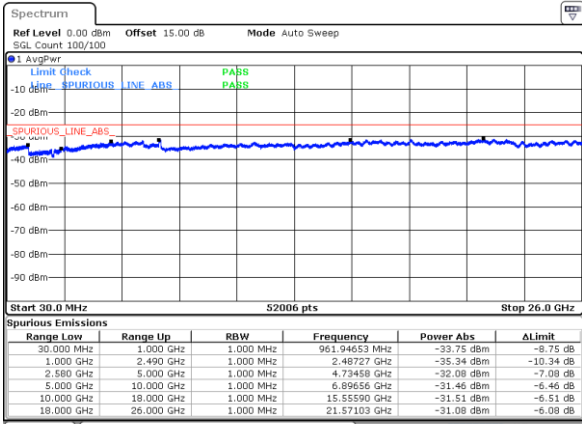


Date: 5.MAR.2018 17:57:00



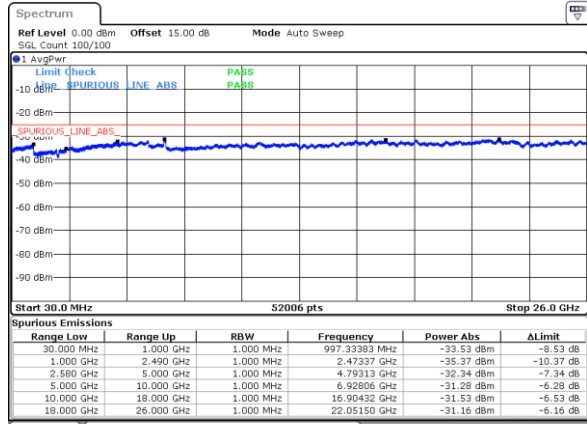
LTE Band 7

Lowest Channel / 15MHz / 64QAM



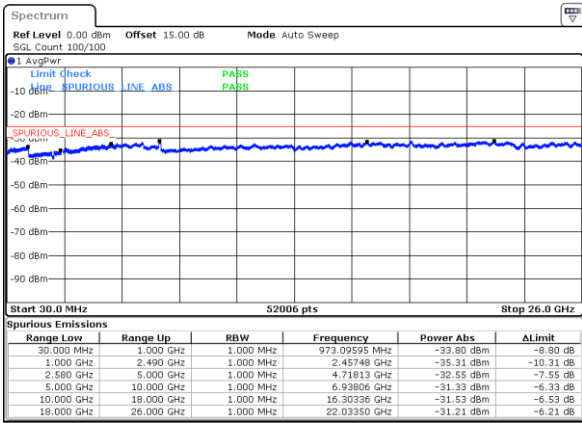
Date: 5.MAR.2018 18:00:32

Lowest Channel / 20MHz / 64QAM



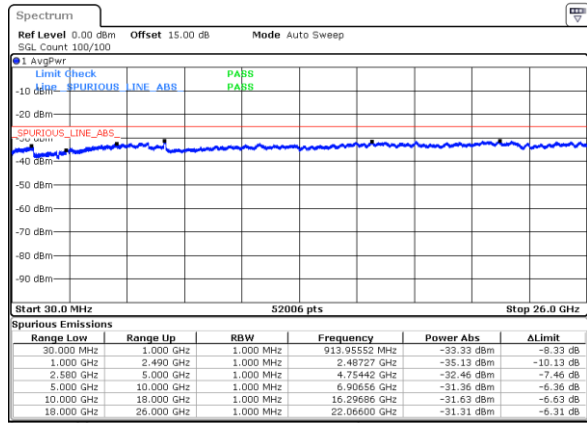
Date: 5.MAR.2018 18:08:50

Middle Channel / 15MHz / 64QAM



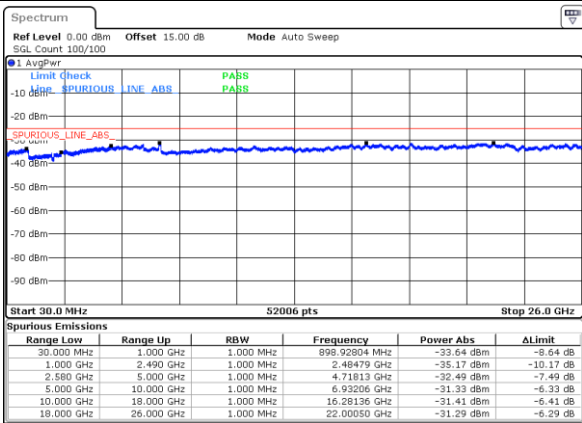
Date: 5.MAR.2018 18:01:45

Middle Channel / 20MHz / 64QAM



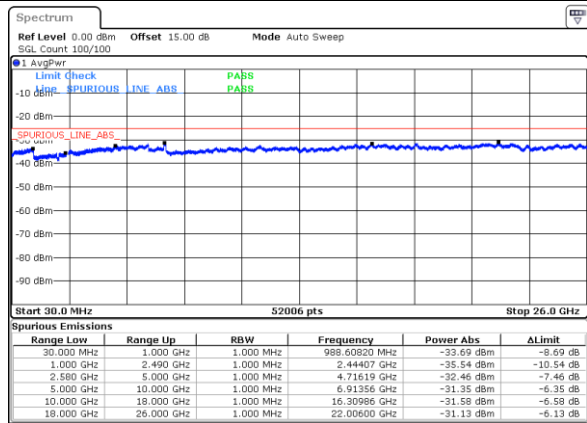
Date: 5.MAR.2018 18:10:04

Highest Channel / 15MHz / 64QAM



Date: 5.MAR.2018 18:05:18

Highest Channel / 20MHz / 64QAM

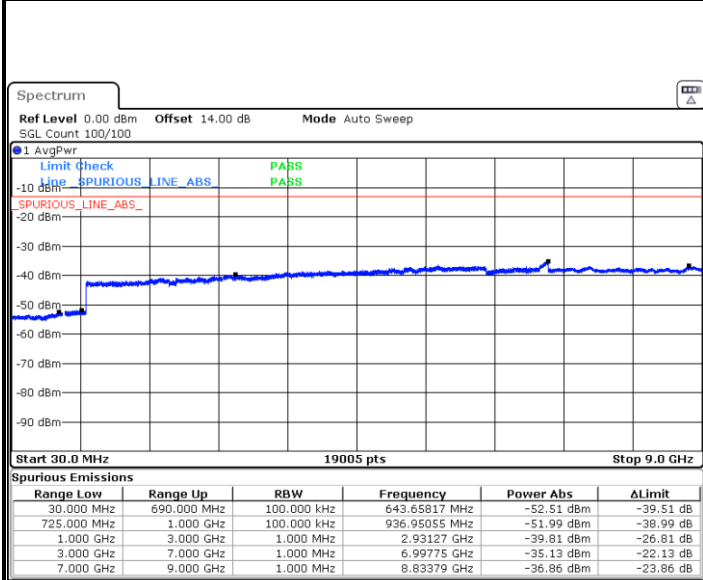


Date: 5.MAR.2018 18:13:36



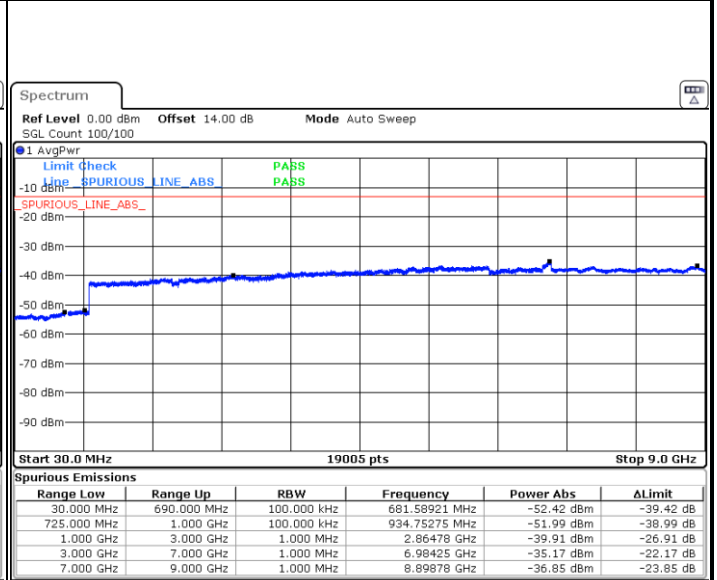
LTE Band 12 / 1.4MHz

Lowest Channel / QPSK



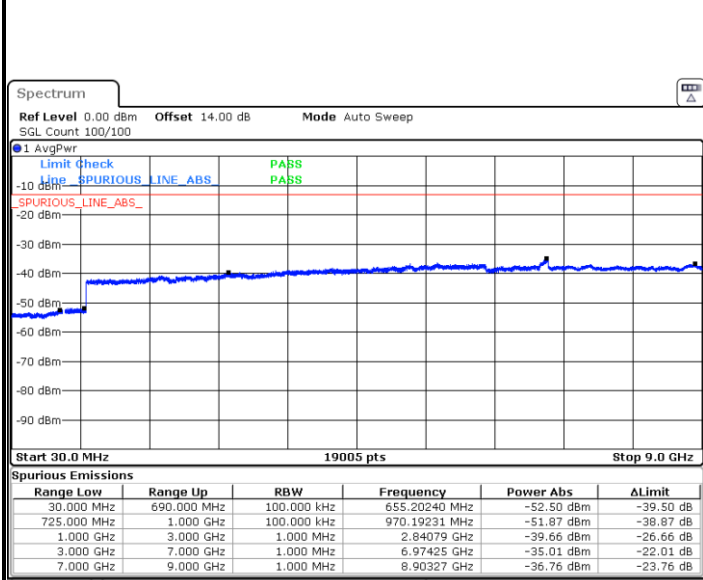
Date: 19.JAN.2018 14:27:04

Lowest Channel / 16QAM



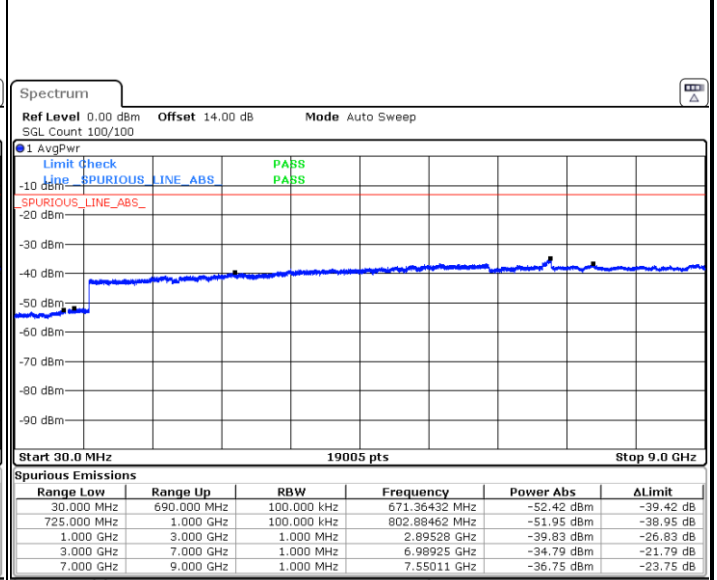
Date: 19.JAN.2018 14:28:00

Middle Channel / QPSK



Date: 19.JAN.2018 14:29:37

Middle Channel / 16QAM

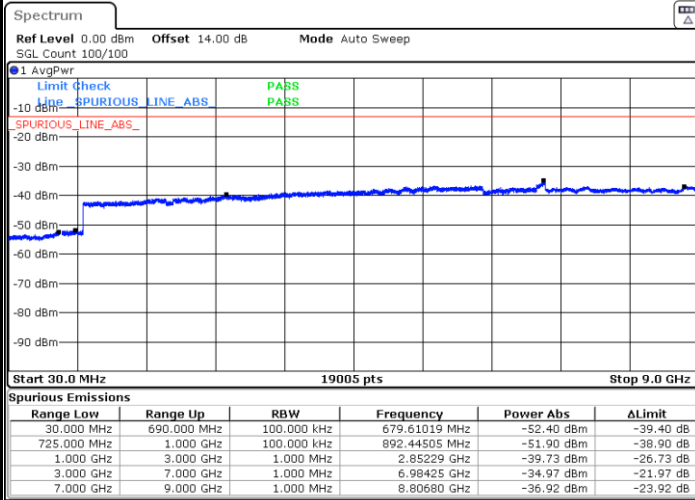


Date: 19.JAN.2018 14:30:33



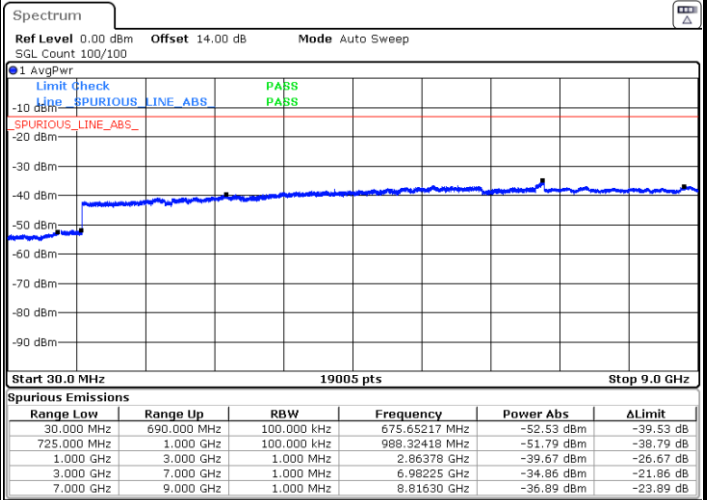
LTE Band 12 / 1.4MHz

Highest Channel / QPSK



Date: 19.JAN.2018 14:36:46

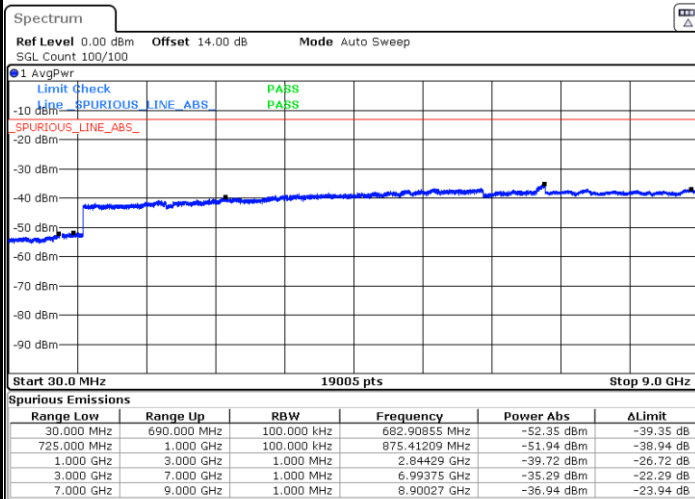
Highest Channel / 16QAM



Date: 19.JAN.2018 14:37:43

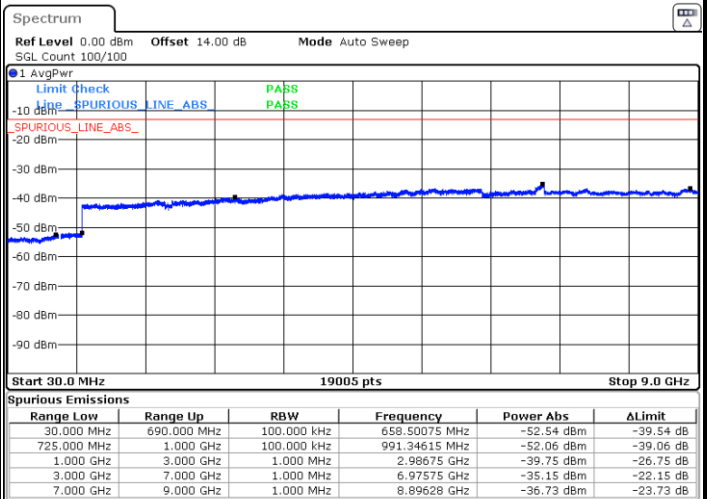
LTE Band 12 / 3MHz

Lowest Channel / QPSK



Date: 19.JAN.2018 14:43:56

Lowest Channel / 16QAM



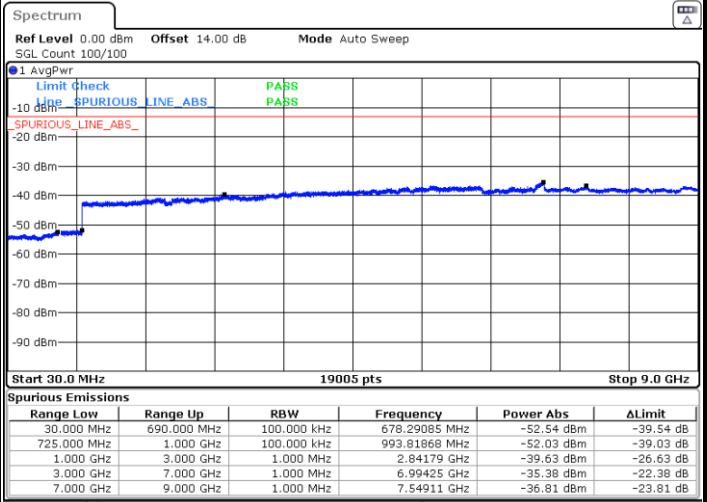
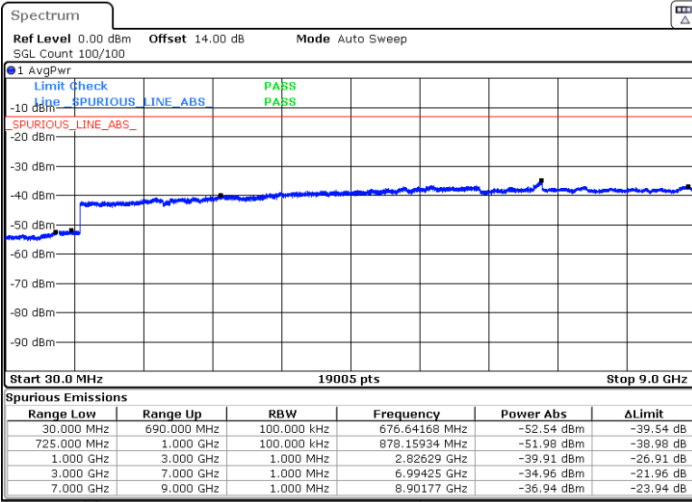
Date: 19.JAN.2018 14:44:53



LTE Band 12 / 3MHz

Middle Channel / QPSK

Middle Channel / 16QAM

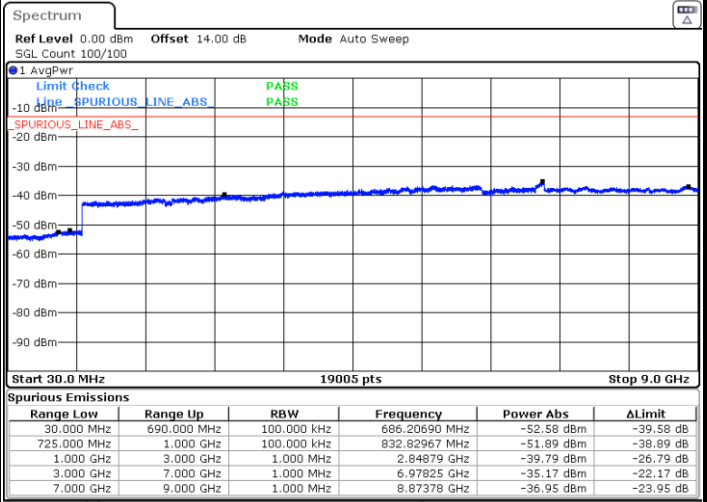
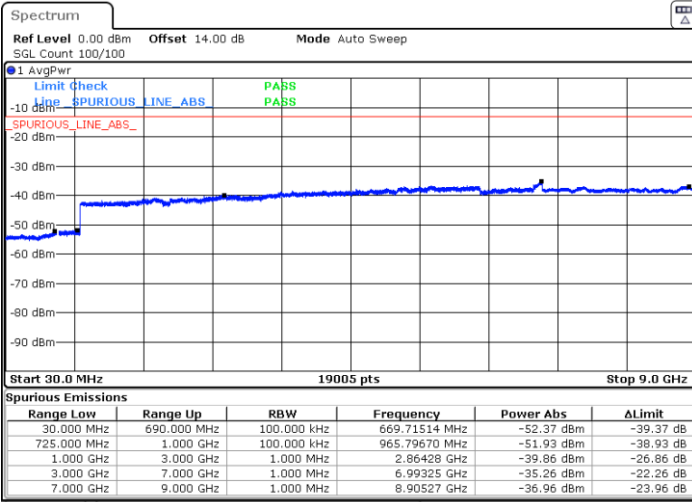


Date: 19.JAN.2018 14:46:29

Date: 19.JAN.2018 14:47:26

Highest Channel / QPSK

Highest Channel / 16QAM



Date: 19.JAN.2018 14:58:14

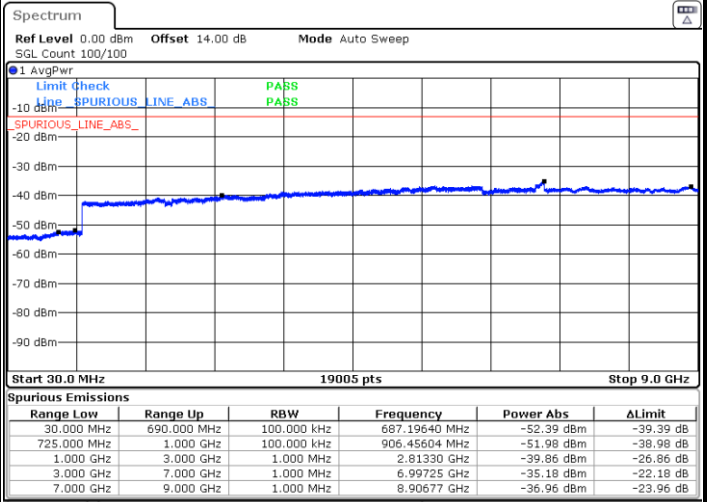
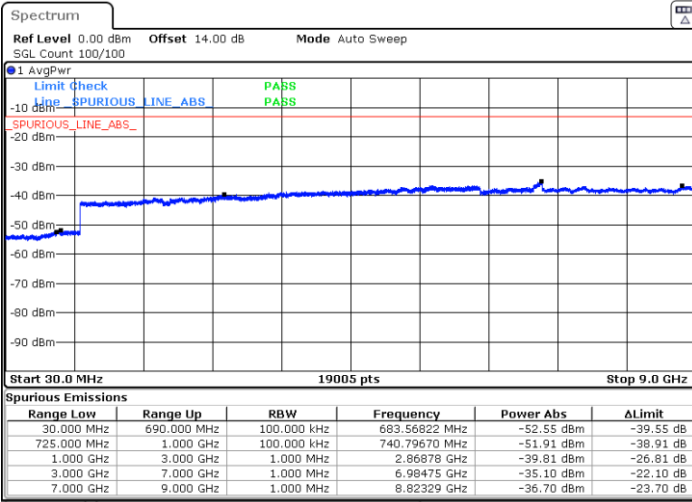
Date: 19.JAN.2018 14:59:10



LTE Band 12 / 5MHz

Lowest Channel / QPSK

Lowest Channel / 16QAM

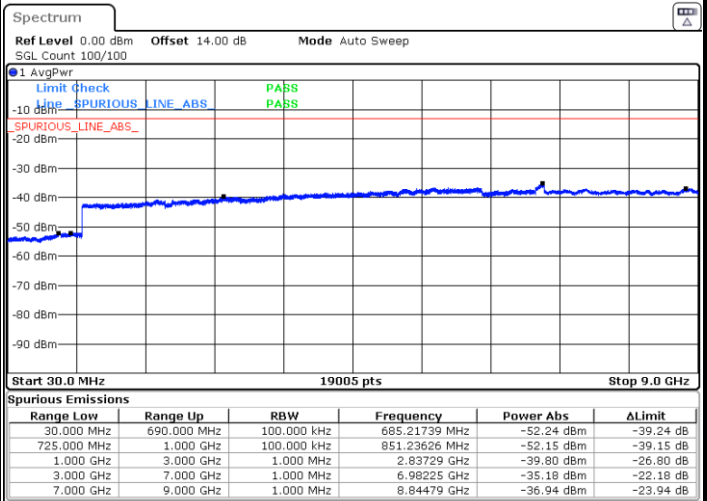
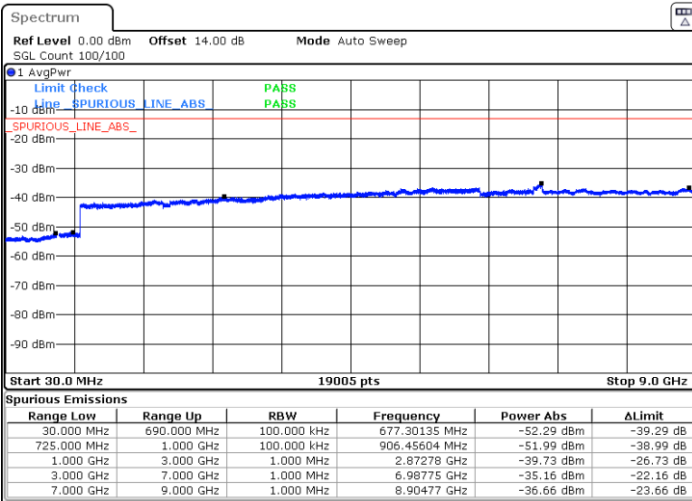


Date: 19.JAN.2018 15:05:24

Date: 19.JAN.2018 15:06:21

Middle Channel / QPSK

Middle Channel / 16QAM



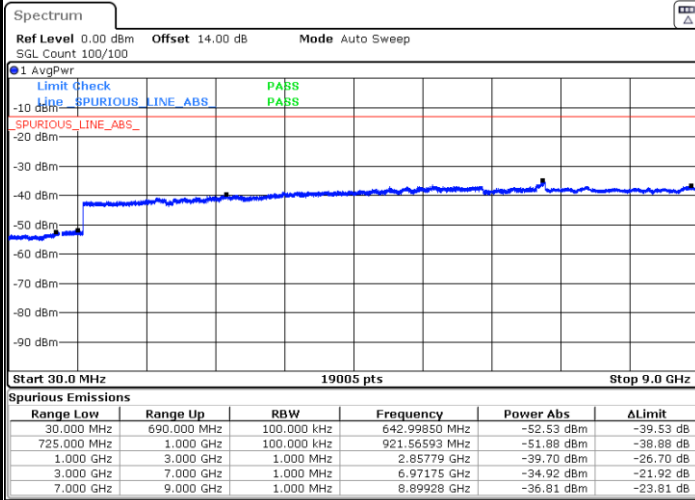
Date: 19.JAN.2018 15:07:57

Date: 19.JAN.2018 15:08:53



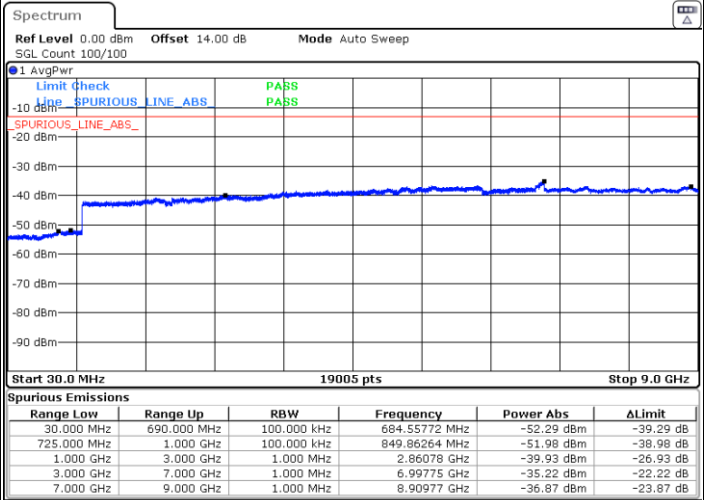
LTE Band 12 / 5MHz

Highest Channel / QPSK



Date: 19.JAN.2018 15:15:06

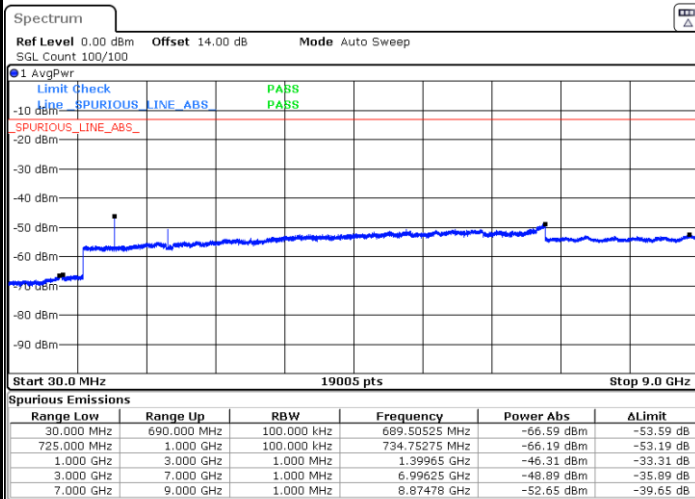
Highest Channel / 16QAM



Date: 19.JAN.2018 15:16:03

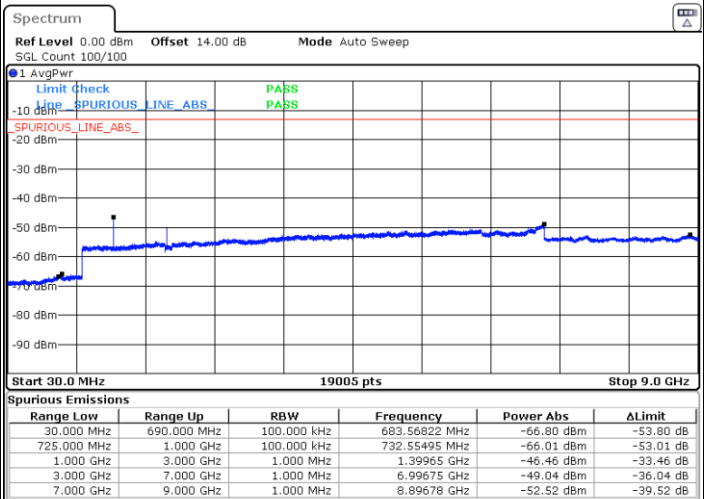
LTE Band 12 / 10MHz

Lowest Channel / QPSK



Date: 19.JAN.2018 15:42:35

Lowest Channel / 16QAM

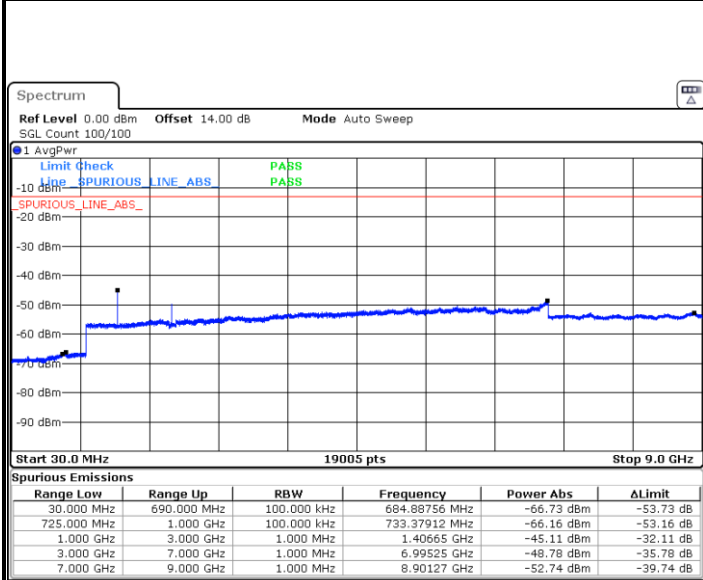


Date: 19.JAN.2018 15:43:32



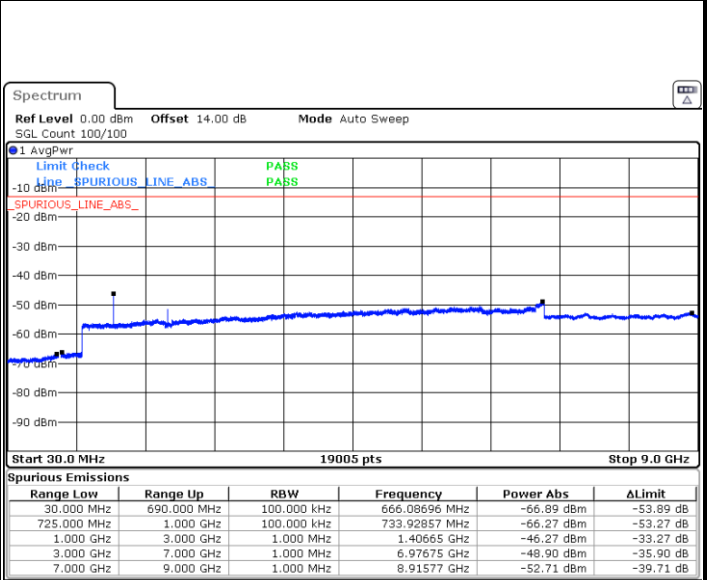
LTE Band 12 / 10MHz

Middle Channel / QPSK



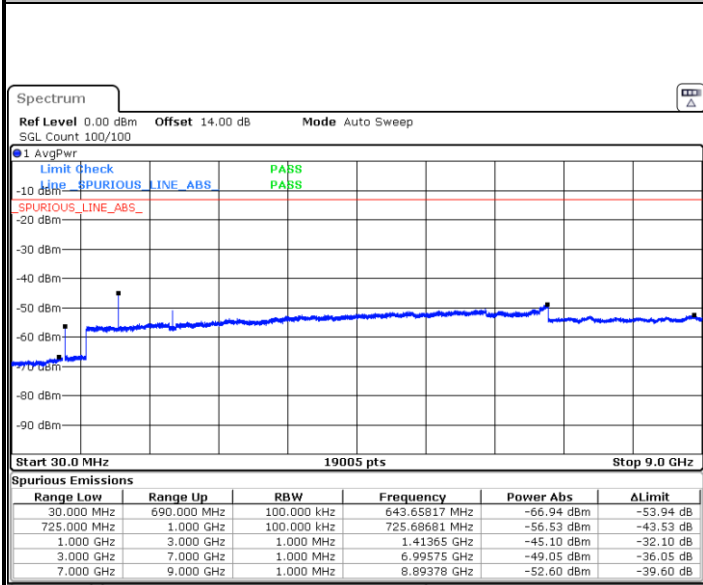
Date: 19.JAN.2018 15:45:09

Middle Channel / 16QAM



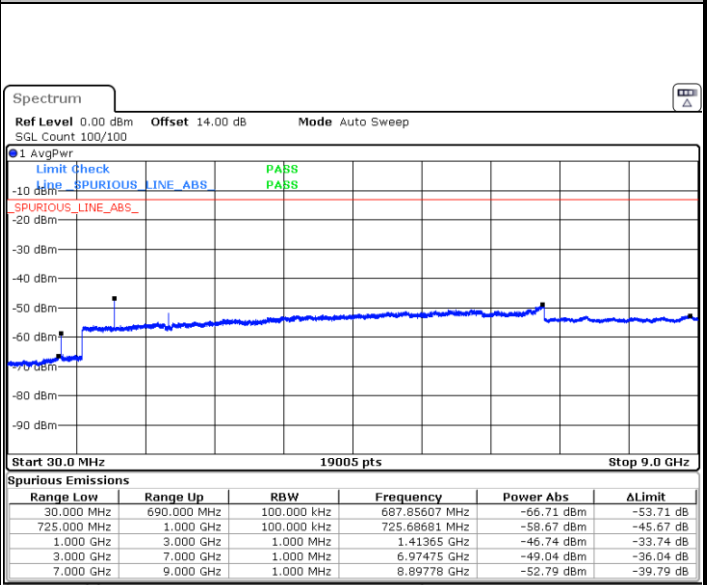
Date: 19.JAN.2018 15:46:05

Highest Channel / QPSK



Date: 19.JAN.2018 16:51:20

Highest Channel / 16QAM



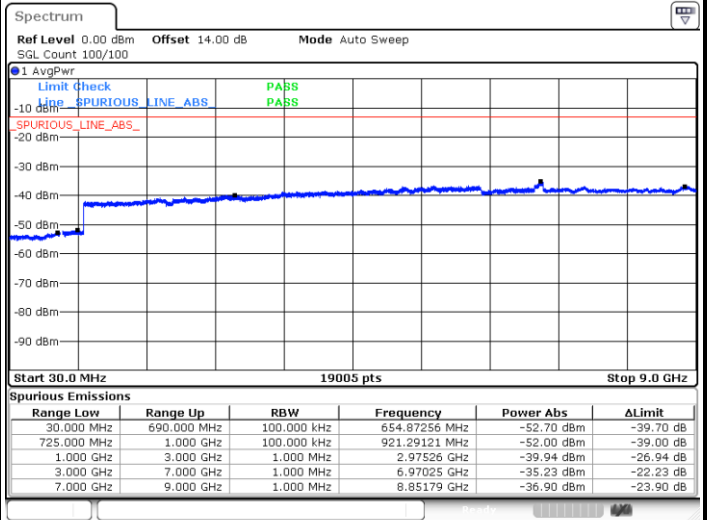
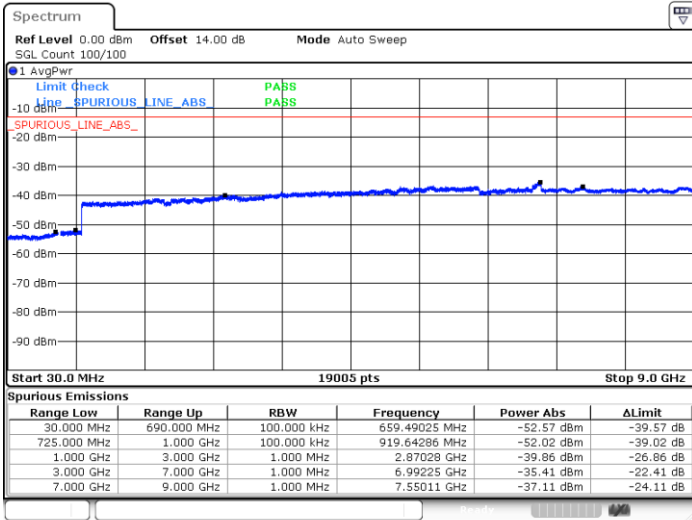
Date: 19.JAN.2018 16:52:16



LTE Band 12 / 1.4MHz

Lowest Channel / 64QAM

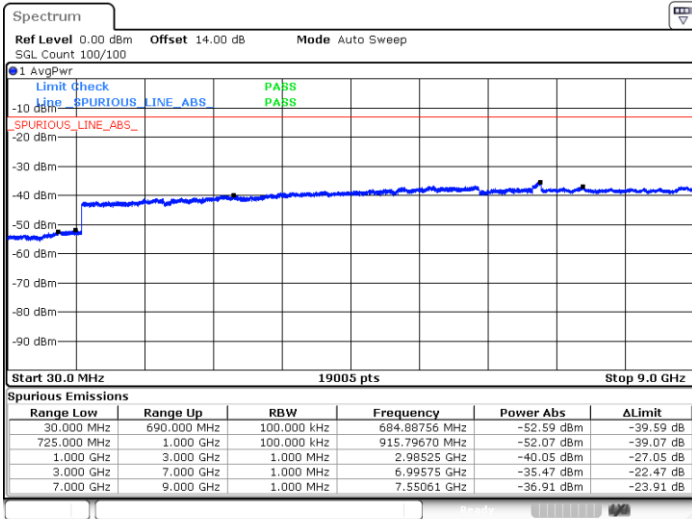
Middle Channel / 64QAM



Date: 6.FEB.2018 22:27:46

Date: 6.FEB.2018 22:29:02

Highest Channel / 64QAM



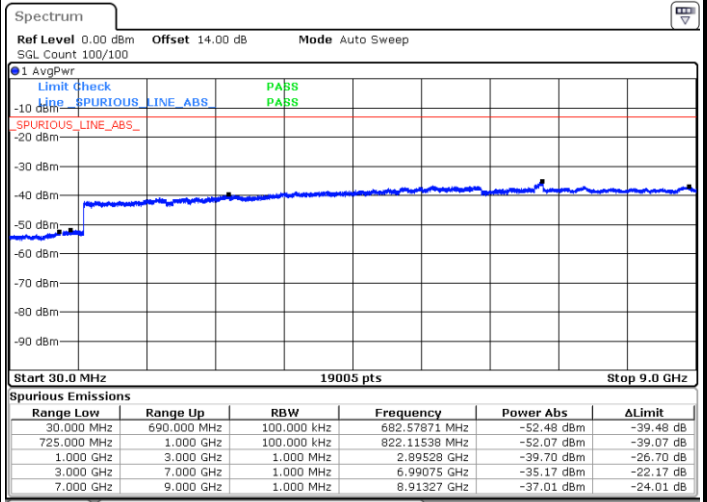
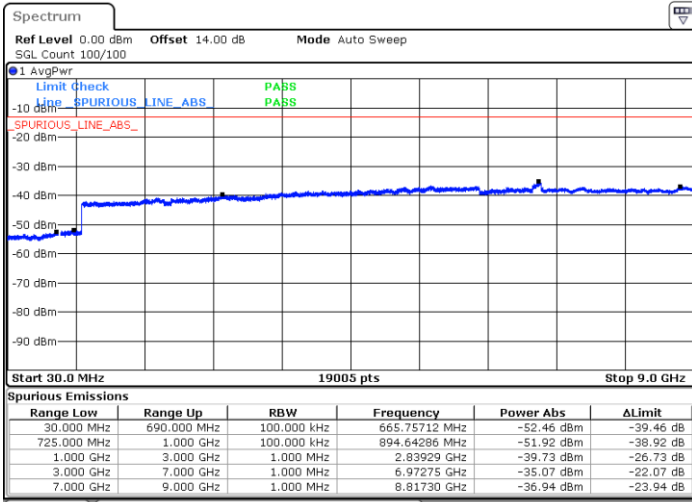
Date: 6.FEB.2018 22:32:37



LTE Band 12 / 3MHz

Lowest Channel / 64QAM

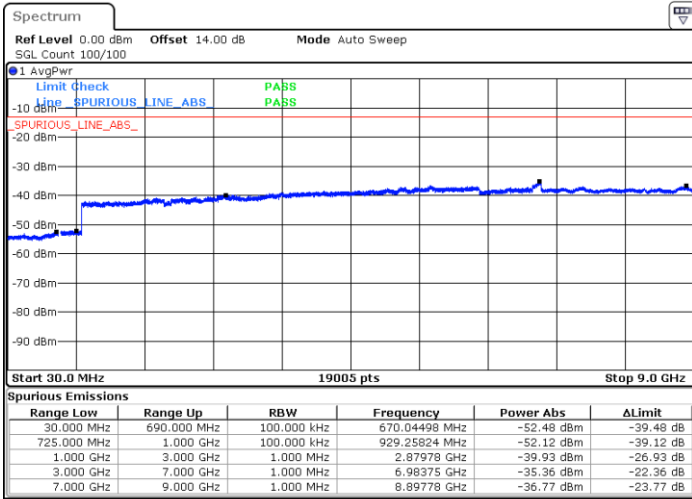
Middle Channel / 64QAM



Date: 6.FEB.2018 22:36:10

Date: 6.FEB.2018 22:37:26

Highest Channel / 64QAM



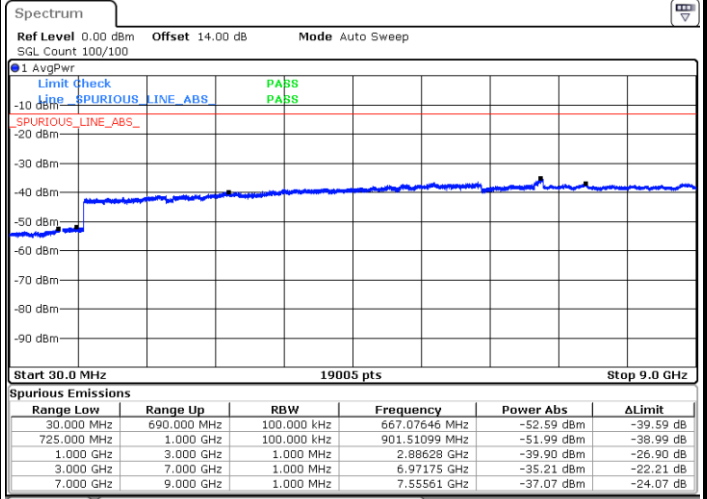
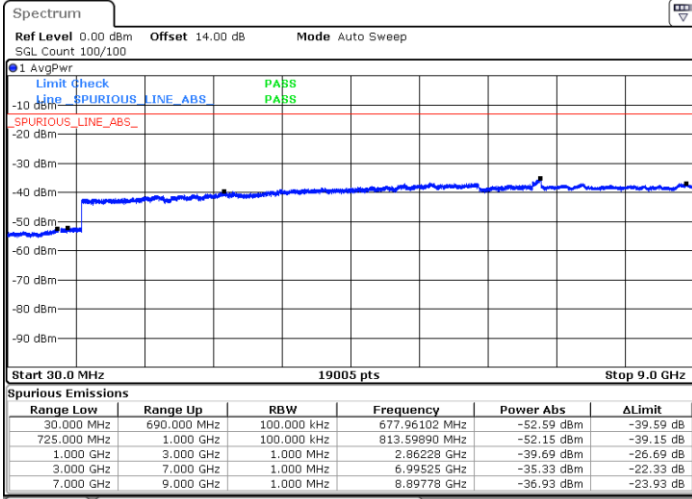
Date: 6.FEB.2018 22:40:59



LTE Band 12 / 5MHz

Lowest Channel / 64QAM

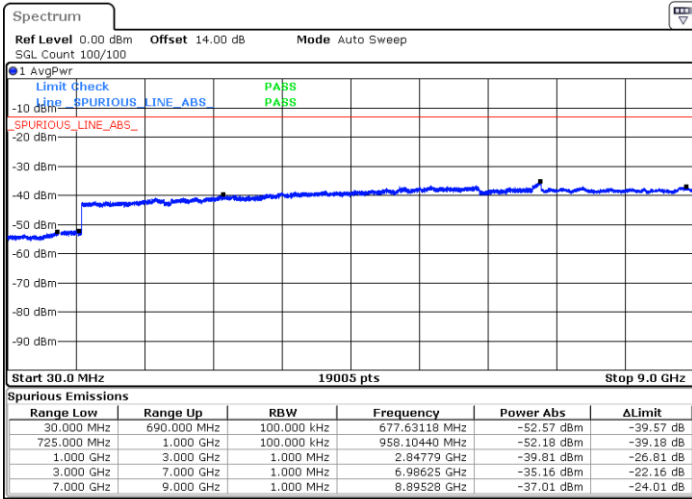
Middle Channel / 64QAM



Date: 6.FEB.2018 22:44:33

Date: 6.FEB.2018 22:45:50

Highest Channel / 64QAM



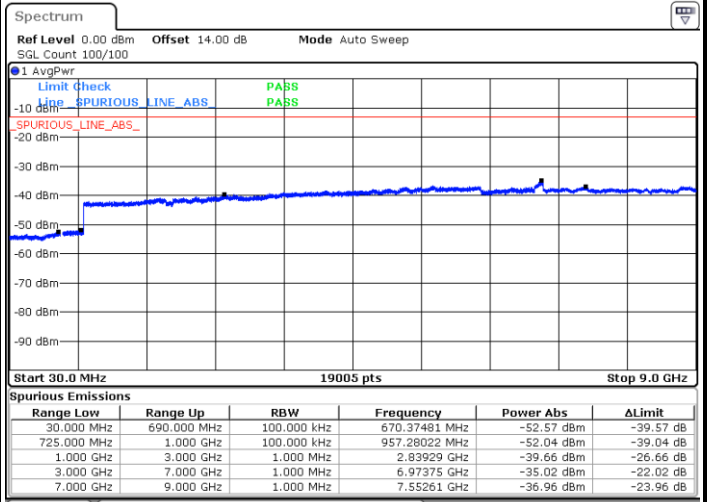
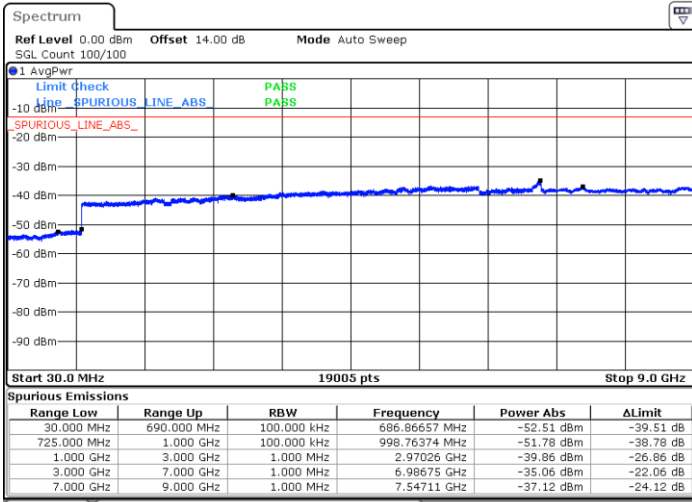
Date: 6.FEB.2018 22:49:23



LTE Band 12 / 10MHz

Lowest Channel / 64QAM

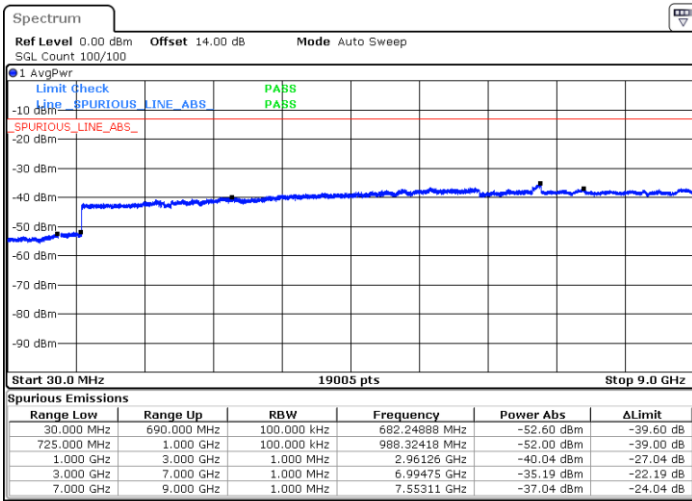
Middle Channel / 64QAM



Date: 6.FEB.2018 22:52:58

Date: 6.FEB.2018 22:54:14

Highest Channel / 64QAM

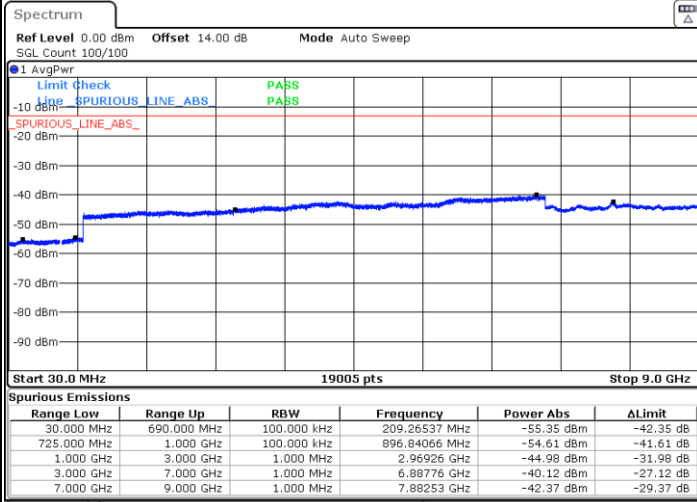


Date: 6.FEB.2018 22:57:48



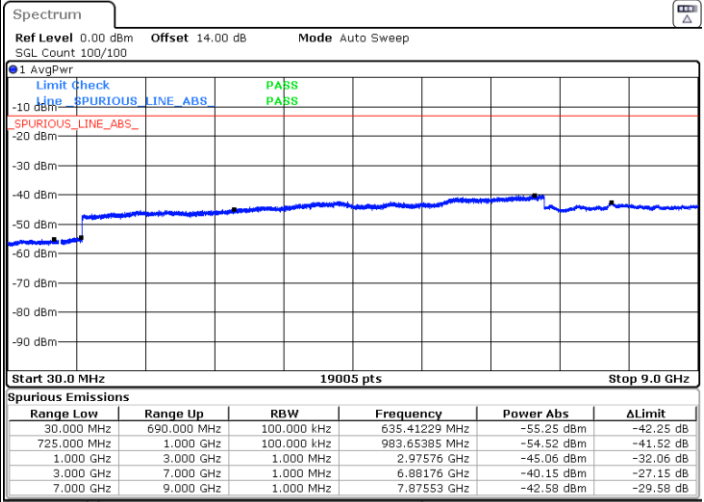
LTE Band 17 / 5MHz

Lowest Channel / QPSK



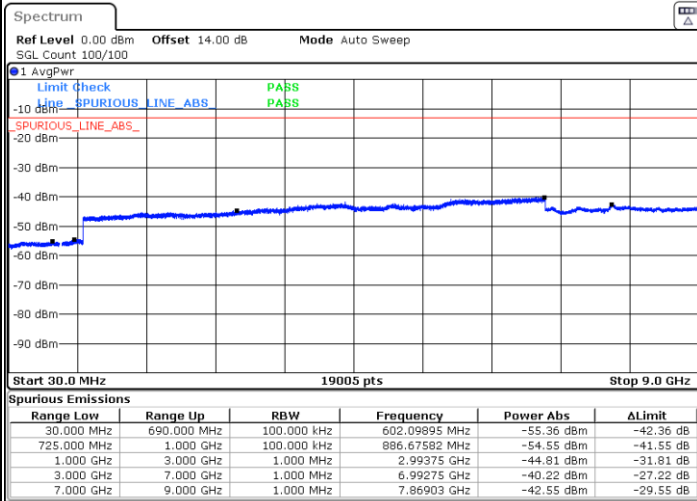
Date: 20 JAN 2018 11:37:43

Lowest Channel / 16QAM



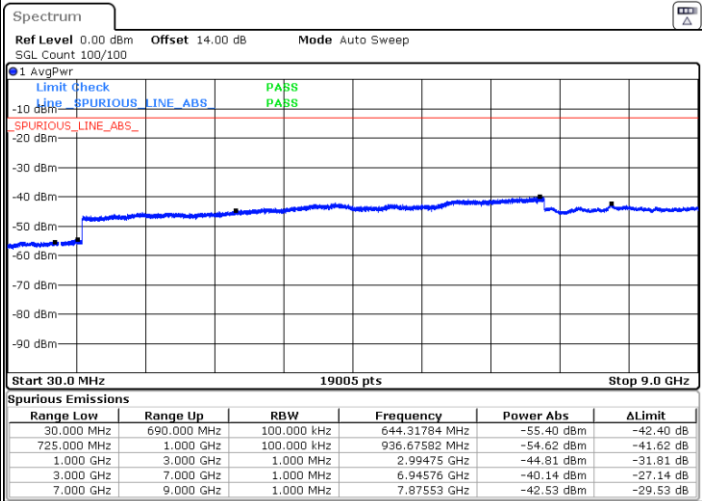
Date: 20 JAN 2018 11:38:26

Middle Channel / QPSK



Date: 20 JAN 2018 11:43:19

Middle Channel / 16QAM

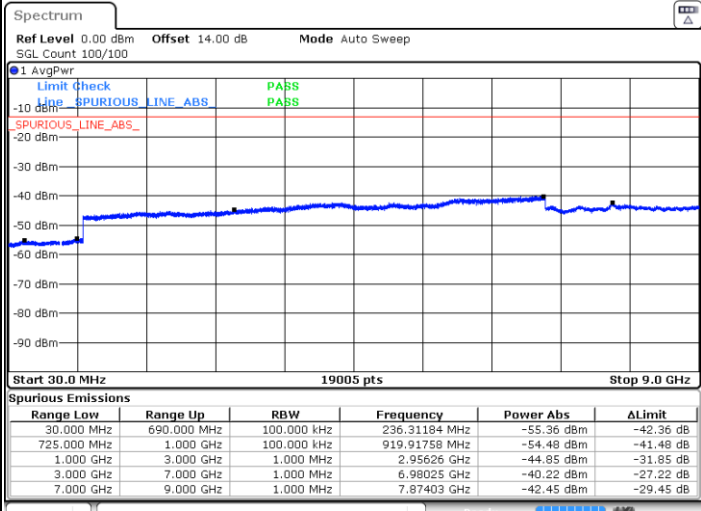


Date: 20 JAN 2018 11:42:13



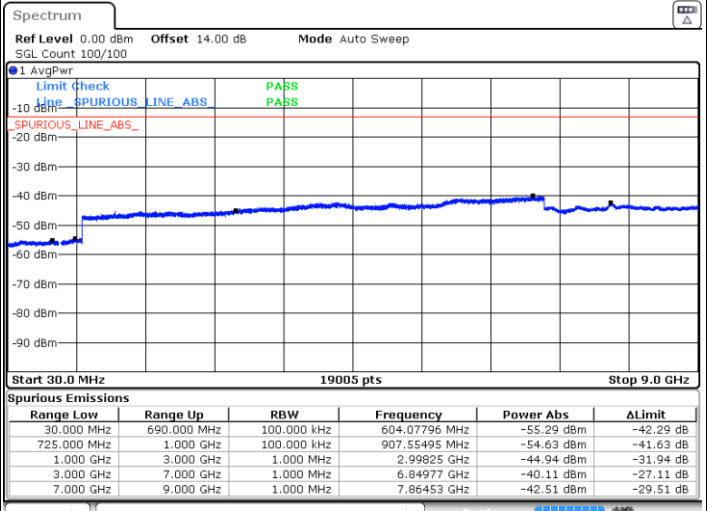
LTE Band 17 / 5MHz

Highest Channel / QPSK



Date: 20 JAN 2018 12:23:05

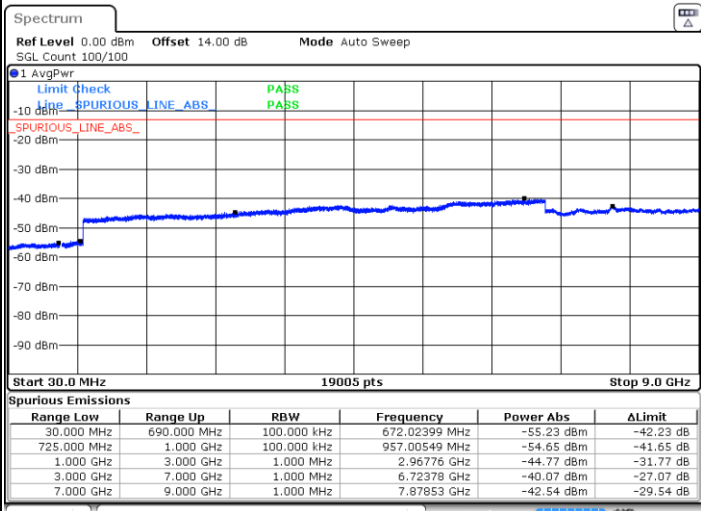
Highest Channel / 16QAM



Date: 20 JAN 2018 12:24:37

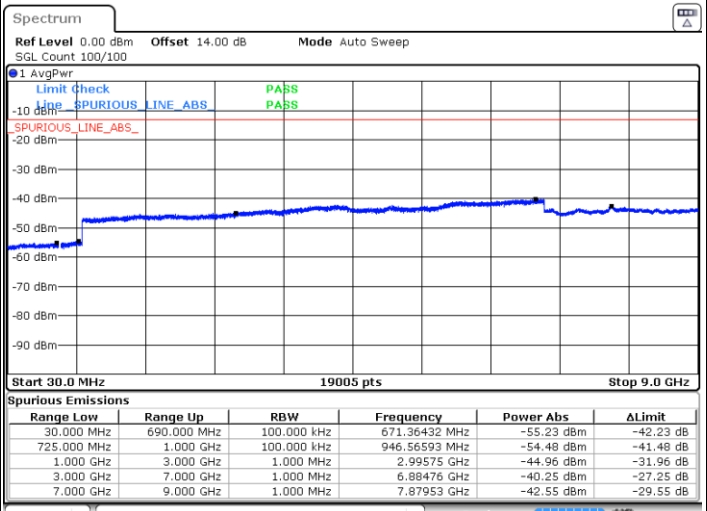
LTE Band 17 / 10MHz

Lowest Channel / QPSK



Date: 20 JAN 2018 12:42:46

Lowest Channel / 16QAM

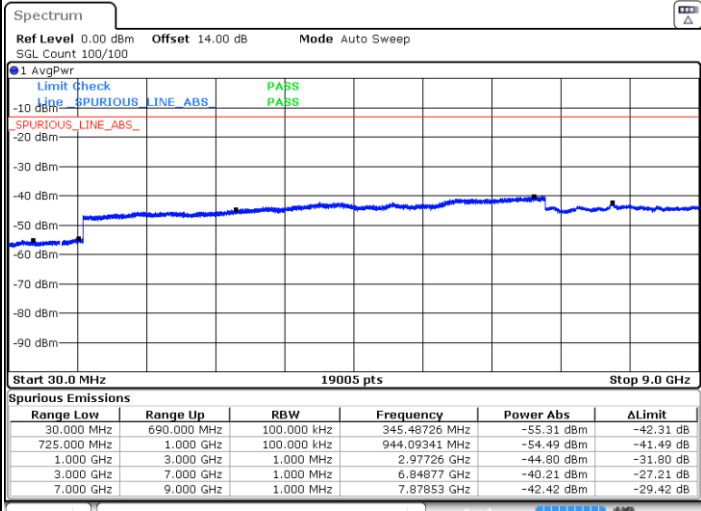


Date: 20 JAN 2018 12:50:00



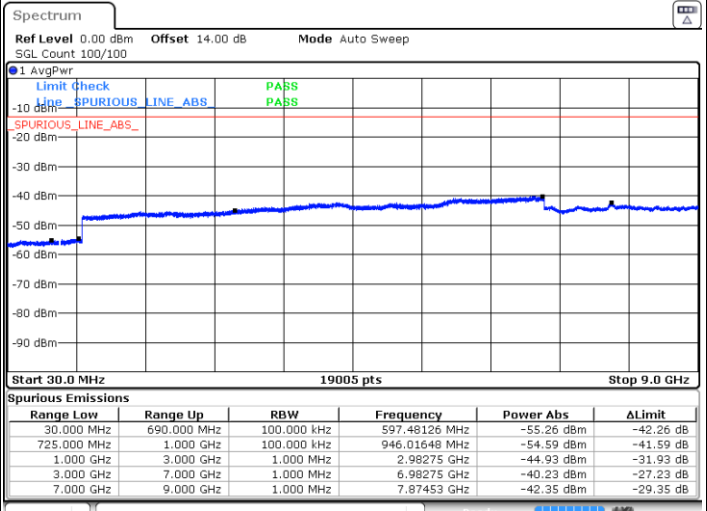
LTE Band 17 / 10MHz

Middle Channel / QPSK



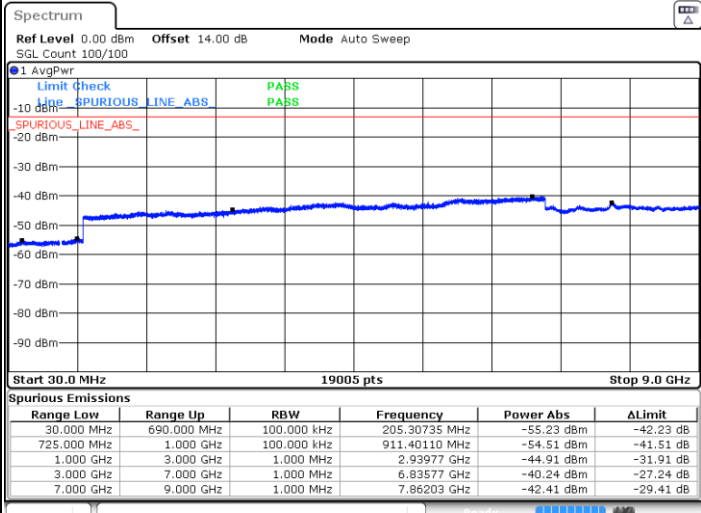
Date: 20 JAN 2018 12:53:37

Middle Channel / 16QAM



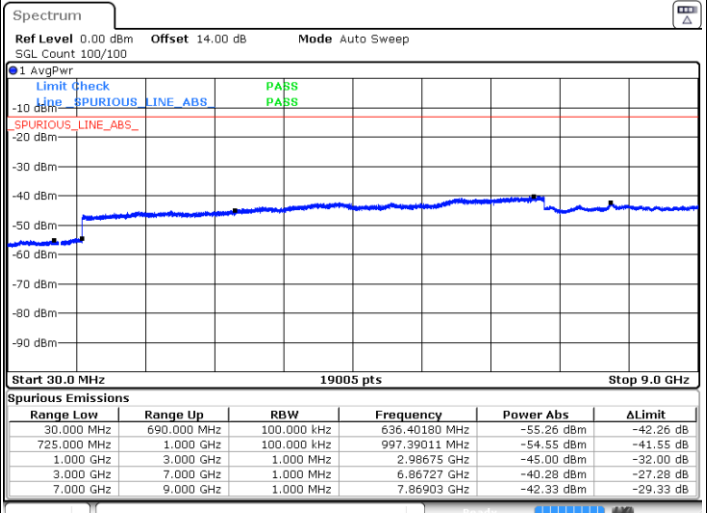
Date: 20 JAN 2018 12:53:02

Highest Channel / QPSK



Date: 20 JAN 2018 13:02:47

Highest Channel / 16QAM



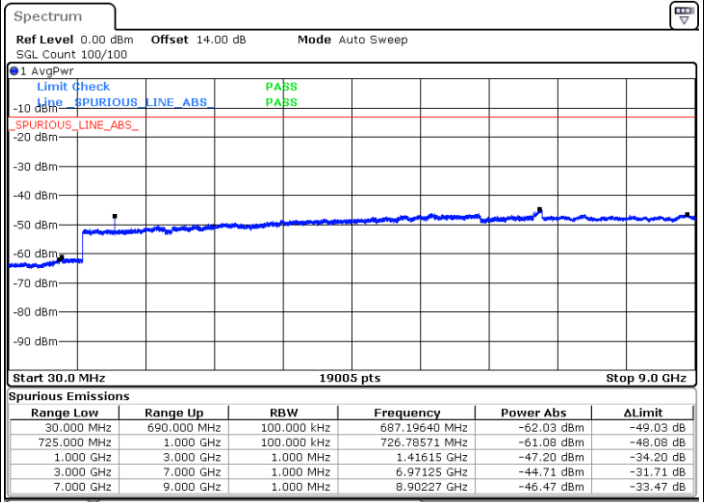
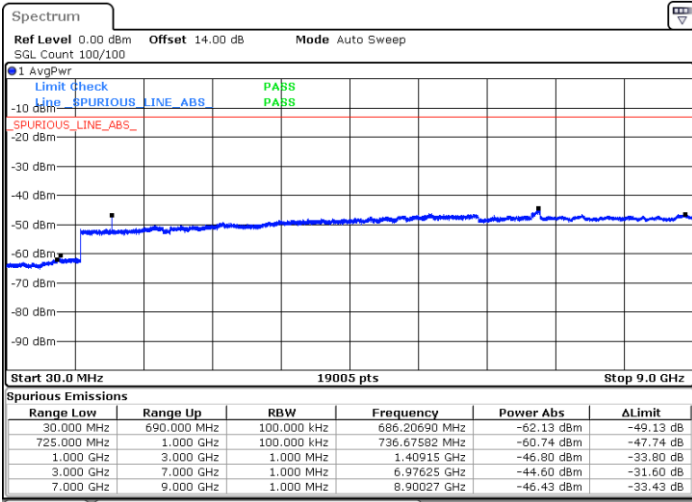
Date: 20 JAN 2018 13:03:22



LTE Band 17 / 5MHz

Lowest Channel / 64QAM

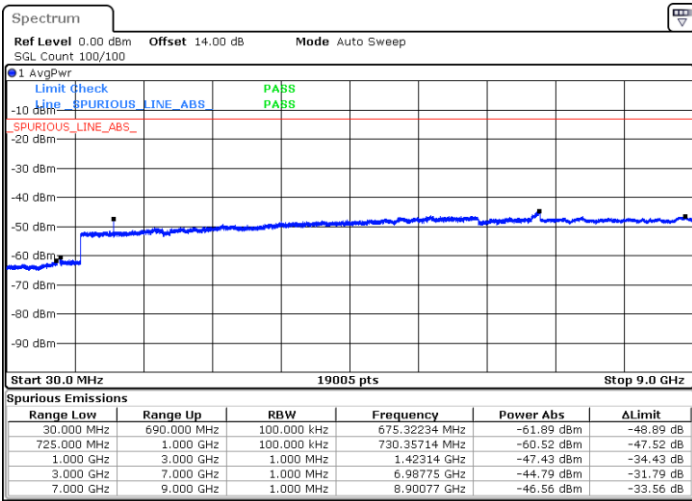
Middle Channel / 64QAM



Date: 22.SEP.2017 04:11:12

Date: 22.SEP.2017 04:12:28

Highest Channel / 64QAM



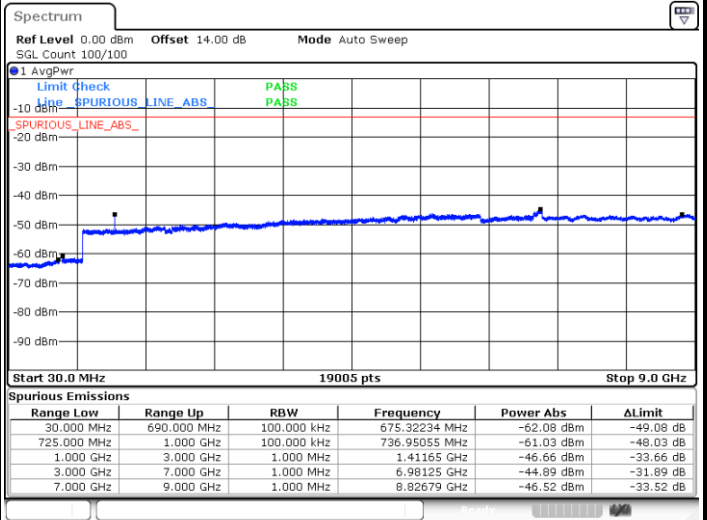
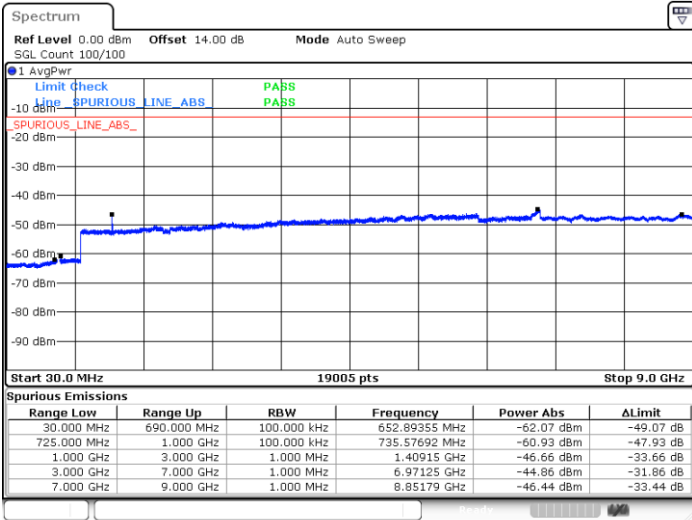
Date: 22.SEP.2017 04:16:02



LTE Band 17 / 10MHz

Lowest Channel / 64QAM

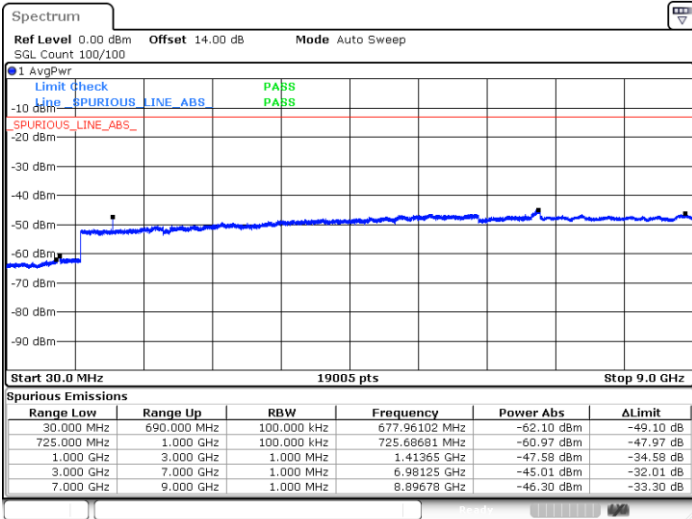
Middle Channel / 64QAM



Date: 22-SEP-2017 04:19:37

Date: 22-SEP-2017 04:20:54

Highest Channel / 64QAM



Date: 22-SEP-2017 04:24:28



Frequency Stability

Test Conditions		LTE Band 2 (QPSK) / Middle Channel	Limit
Temperature (°C)	Voltage (Volt)	BW 10MHz	Note 2.
		Deviation (ppm)	Result
50	Normal Voltage	0.0026	PASS
40	Normal Voltage	0.0006	
30	Normal Voltage	0.0008	
20(Ref.)	Normal Voltage	0.0000	
10	Normal Voltage	0.0007	
0	Normal Voltage	0.0011	
-10	Normal Voltage	0.0009	
-20	Normal Voltage	0.0010	
-30	Normal Voltage	0.0005	
20	Maximum Voltage	0.0024	
20	Normal Voltage	0.0000	
20	Battery End Point	0.0006	

Note:

1. Normal Voltage =3.85 V. ; Battery End Point (BEP) =3.45 V. ; Maximum Voltage =4.4 V.
2. Note: The frequency fundamental emissions stay within the authorized frequency block.



Test Conditions		LTE Band 4 (QPSK) / Middle Channel	Limit
Temperature (°C)	Voltage (Volt)	BW 10MHz	Note 2.
		Deviation (ppm)	Result
50	Normal Voltage	0.0023	PASS
40	Normal Voltage	0.0020	
30	Normal Voltage	0.0002	
20(Ref.)	Normal Voltage	0.0000	
10	Normal Voltage	0.0012	
0	Normal Voltage	0.0008	
-10	Normal Voltage	0.0009	
-20	Normal Voltage	0.0002	
-30	Normal Voltage	0.0010	
20	Maximum Voltage	0.0006	
20	Normal Voltage	0.0000	
20	Battery End Point	0.0015	

Note:

1. Normal Voltage =3.85 V. ; Battery End Point (BEP) =3.45 V. ; Maximum Voltage =4.4 V.
2. Note: The frequency fundamental emissions stay within the authorized frequency block.



Test Conditions		LTE Band 5 (QPSK) / Middle Channel	Limit
Temperature (°C)	Voltage (Volt)	BW 10MHz	2.5ppm
		Deviation (ppm)	Result
50	Normal Voltage	0.0019	PASS
40	Normal Voltage	0.0026	
30	Normal Voltage	0.0011	
20(Ref.)	Normal Voltage	0.0000	
10	Normal Voltage	0.0002	
0	Normal Voltage	0.0007	
-10	Normal Voltage	0.0009	
-20	Normal Voltage	0.0015	
-30	Normal Voltage	0.0016	
20	Maximum Voltage	0.0018	
20	Normal Voltage	0.0000	
20	Battery End Point	0.0004	

Note: Normal Voltage =3.85 V. ; Battery End Point (BEP) =3.45 V. ; Maximum Voltage =4.4 V.



Test Conditions		LTE Band 7 (QPSK) / Middle Channel	Limit
Temperature (°C)	Voltage (Volt)	BW 10MHz	Note 2.
		Deviation (ppm)	Result
50	Normal Voltage	0.0158	PASS
40	Normal Voltage	0.0102	
30	Normal Voltage	0.0081	
20(Ref.)	Normal Voltage	0.0000	
10	Normal Voltage	0.0052	
0	Normal Voltage	0.0017	
-10	Normal Voltage	0.0010	
-20	Normal Voltage	0.0019	
-30	Normal Voltage	0.0020	
20	Maximum Voltage	0.0069	
20	Normal Voltage	0.0078	
20	Battery End Point	0.0074	

Note:

1. Normal Voltage =3.85V. ; Battery End Point (BEP) =3.45 V. ; Maximum Voltage =4.4 V.
2. Note: The frequency fundamental emissions stay within the authorized frequency block.



Test Conditions		LTE Band 12 (QPSK) / Middle Channel	Limit
Temperature (°C)	Voltage (Volt)	BW 10MHz	Note 2.
		Deviation (ppm)	Result
50	Normal Voltage	0.0018	PASS
40	Normal Voltage	0.0010	
30	Normal Voltage	0.0110	
20(Ref.)	Normal Voltage	0.0000	
10	Normal Voltage	0.0008	
0	Normal Voltage	0.0003	
-10	Normal Voltage	0.0031	
-20	Normal Voltage	0.0004	
-30	Normal Voltage	0.0020	
20	Maximum Voltage	0.0064	
20	Normal Voltage	0.0000	
20	Battery End Point	0.0066	

Note:

1. Normal Voltage =3.85 V. ; Battery End Point (BEP) =3.45 V. ; Maximum Voltage =4.4 V.
2. Note: The frequency fundamental emissions stay within the authorized frequency block.



Test Conditions		LTE Band 17 (QPSK) / Middle Channel	Limit
Temperature (°C)	Voltage (Volt)	BW 10MHz	Note 2.
		Deviation (ppm)	Result
50	Normal Voltage	0.0035	PASS
40	Normal Voltage	0.0039	
30	Normal Voltage	0.0018	
20(Ref.)	Normal Voltage	0.0000	
10	Normal Voltage	0.0038	
0	Normal Voltage	0.0010	
-10	Normal Voltage	0.0035	
-20	Normal Voltage	0.0024	
-30	Normal Voltage	0.0023	
20	Maximum Voltage	0.0061	
20	Normal Voltage	0.0000	
20	Battery End Point	0.0041	

Note:

1. Normal Voltage =3.85 V. ; Battery End Point (BEP) =3.45 V. ; Maximum Voltage =4.4 V.
2. Note: The frequency fundamental emissions stay within the authorized frequency block.



Appendix B. Test Results of Radiated Test

Radiated Spurious Emission

LTE Band 2 / 1.4MHz / QPSK									
Channel	Frequency (MHz)	EIRP (dBm)	Limit (dBm)	Over Limit (dB)	SPA Reading (dBm)	S.G. Power (dBm)	TX Cable loss (dB)	TX Antenna Gain (dBi)	Polarization (H/V)
Lowest	3700.14	-59.93	-13	-46.93	-71.18	-67.15	5.33	12.55	H
	5550.21	-58.00	-13	-45.00	-73.88	-63.53	7.49	13.02	H
	7400.28	-60.85	-13	-47.85	-79.17	-64.35	7.82	11.32	H
	9250.35	-56.71	-13	-43.71	-80.14	-60.28	8.28	11.85	H
	11100.42	-55.79	-13	-42.79	-78.84	-65.36	1.86	11.43	H
	12950.49	-54.95	-13	-41.95	-78.88	-66.57	1.9	13.52	H
	3700.14	-59.42	-13	-46.42	-71.89	-66.64	5.33	12.55	V
	5550.21	-62.70	-13	-49.70	-79.02	-68.23	7.49	13.02	V
	7400.28	-60.28	-13	-47.28	-78.5	-63.78	7.82	11.32	V
	9250.35	-57.18	-13	-44.18	-79.99	-60.75	8.28	11.85	V
	11100.42	-56.86	-13	-43.86	-79.66	-66.43	1.86	11.43	V
	12950.49	-54.85	-13	-41.85	-78.5	-66.47	1.9	13.52	V
Middle	3758.74	-64.87	-13	-51.87	-76.12	-72.11	5.36	12.60	H
	5638.11	-60.99	-13	-47.99	-76.87	-66.57	7.52	13.10	H
	7517.48	-60.94	-13	-47.94	-79.26	-64.43	7.85	11.34	H
	9396.85	-56.67	-13	-43.67	-80.10	-60.26	8.31	11.90	H
	11276.22	-54.89	-13	-41.89	-77.94	-64.50	1.89	11.50	H
	13155.59	-55.25	-13	-42.25	-79.18	-66.92	1.93	13.60	H
	3758.74	-61.53	-13	-48.53	-74	-68.77	5.36	12.60	V
	5638.11	-62.60	-13	-49.60	-78.92	-68.18	7.52	13.10	V
	7517.48	-60.64	-13	-47.64	-78.86	-64.13	7.85	11.34	V
	9396.85	-57.29	-13	-44.29	-80.1	-60.88	8.31	11.90	V
	11276.22	-56.81	-13	-43.81	-79.61	-66.42	1.89	11.50	V
	13155.59	-54.09	-13	-41.09	-77.74	-65.76	1.93	13.60	V
Highest	3817.34	-63.92	-13	-50.92	-75.17	-71.18	5.39	12.65	H
	5726.01	-56.68	-13	-43.68	-72.56	-62.33	7.55	13.20	H
	7634.68	-59.70	-13	-46.70	-78.02	-63.18	7.88	11.36	H
	9543.35	-56.98	-13	-43.98	-80.41	-60.61	8.34	11.97	H
	11452.02	-50.50	-13	-37.50	-73.55	-60.15	1.92	11.57	H
	13360.69	-51.40	-13	-38.40	-75.33	-63.12	1.96	13.68	H
	3817.34	-55.55	-13	-42.55	-68.02	-62.81	5.39	12.65	V
	5726.01	-57.56	-13	-44.56	-73.88	-63.21	7.55	13.20	V
	7634.68	-60.84	-13	-47.84	-79.06	-64.32	7.88	11.36	V
	9543.35	-57.71	-13	-44.71	-80.52	-61.34	8.34	11.97	V
	11452.02	-54.33	-13	-41.33	-77.13	-63.98	1.92	11.57	V
	13360.69	-48.41	-13	-35.41	-72.06	-60.13	1.96	13.68	V

Remark: Spurious emissions within 30-1000MHz were found more than 20dB below limit line.



LTE Band 2 / 3MHz / QPSK									
Channel	Frequency (MHz)	EIRP (dBm)	Limit (dBm)	Over Limit (dB)	SPA Reading (dBm)	S.G. Power (dBm)	TX Cable loss (dB)	TX Antenna Gain (dBi)	Polarization (H/V)
Lowest	3700.3	-58.56	-13	-45.56	-69.81	-65.75	5.36	12.55	H
	5550.45	-59.18	-13	-46.18	-75.06	-64.68	7.52	13.02	H
	7400.6	-60.73	-13	-47.73	-79.05	-64.20	7.85	11.32	H
	9250.75	-56.70	-13	-43.70	-80.13	-60.24	8.31	11.85	H
	11100.9	-54.96	-13	-41.96	-78.01	-64.50	1.89	11.43	H
	12951.05	-55.18	-13	-42.18	-79.11	-66.77	1.93	13.52	H
	3700.3	-60.36	-13	-47.36	-72.83	-67.55	5.36	12.55	V
	5550.45	-63.10	-13	-50.10	-79.42	-68.60	7.52	13.02	V
	7400.6	-60.79	-13	-47.79	-79.01	-64.26	7.85	11.32	V
	9250.75	-57.15	-13	-44.15	-79.96	-60.69	8.31	11.85	V
	11100.9	-56.78	-13	-43.78	-79.58	-66.32	1.89	11.43	V
12951.05	-54.19	-13	-41.19	-77.84	-65.78	1.93	13.52	V	
Middle	3757.3	-63.31	-13	-50.31	-74.56	-70.55	5.36	12.60	H
	5635.95	-59.01	-13	-46.01	-74.89	-64.59	7.52	13.10	H
	7514.6	-60.80	-13	-47.80	-79.12	-64.29	7.85	11.34	H
	9393.25	-56.74	-13	-43.74	-80.17	-60.33	8.31	11.90	H
	11271.9	-51.67	-13	-38.67	-74.72	-61.28	1.89	11.50	H
	13150.55	-52.76	-13	-39.76	-76.69	-64.43	1.93	13.60	H
	3757.3	-60.37	-13	-47.37	-72.84	-67.61	5.36	12.60	V
	5635.95	-62.94	-13	-49.94	-79.26	-68.52	7.52	13.10	V
	7514.6	-60.86	-13	-47.86	-79.08	-64.35	7.85	11.34	V
	9393.25	-57.39	-13	-44.39	-80.2	-60.98	8.31	11.90	V
	11271.9	-54.96	-13	-41.96	-77.76	-64.57	1.89	11.50	V
13150.55	-50.10	-13	-37.10	-73.75	-61.77	1.93	13.60	V	
Highest	3814.3	-63.62	-13	-50.62	-74.87	-70.91	5.36	12.65	H
	5721.45	-56.56	-13	-43.56	-72.44	-62.24	7.52	13.20	H
	7628.6	-60.64	-13	-47.64	-78.96	-64.15	7.85	11.36	H
	9535.75	-56.93	-13	-43.93	-80.36	-60.59	8.31	11.97	H
	11442.9	-49.07	-13	-36.07	-72.12	-58.75	1.89	11.57	H
	13350.05	-50.88	-13	-37.88	-74.81	-62.63	1.93	13.68	H
	3814.3	-63.80	-13	-50.80	-76.27	-71.09	5.36	12.65	V
	5721.45	-61.96	-13	-48.96	-78.28	-67.64	7.52	13.20	V
	7628.6	-61.13	-13	-48.13	-79.35	-64.64	7.85	11.36	V
	9535.75	-57.29	-13	-44.29	-80.1	-60.95	8.31	11.97	V
	11442.9	-53.71	-13	-40.71	-76.51	-63.39	1.89	11.57	V
13350.05	-49.27	-13	-36.27	-72.92	-61.02	1.93	13.68	V	

Remark: Spurious emissions within 30-1000MHz were found more than 20dB below limit line.



LTE Band 2 / 5MHz / QPSK									
Channel	Frequency (MHz)	EIRP (dBm)	Limit (dBm)	Over Limit (dB)	SPA Reading (dBm)	S.G. Power (dBm)	TX Cable loss (dB)	TX Antenna Gain (dBi)	Polarization (H/V)
Lowest	3700.5	-59.68	-13	-46.68	-70.93	-66.87	5.36	12.55	H
	5550.75	-60.28	-13	-47.28	-76.16	-65.78	7.52	13.02	H
	7401	-61.03	-13	-48.03	-79.35	-64.50	7.85	11.32	H
	9251.25	-56.61	-13	-43.61	-80.04	-60.15	8.31	11.85	H
	11101.5	-56.04	-13	-43.04	-79.09	-65.58	1.89	11.43	H
	12951.75	-55.42	-13	-42.42	-79.35	-67.01	1.93	13.52	H
	3700.5	-59.78	-13	-46.78	-72.25	-66.97	5.36	12.55	V
	5550.75	-62.85	-13	-49.85	-79.17	-68.35	7.52	13.02	V
	7401	-61.01	-13	-48.01	-79.23	-64.48	7.85	11.32	V
	9251.25	-57.29	-13	-44.29	-80.1	-60.83	8.31	11.85	V
	11101.5	-56.54	-13	-43.54	-79.34	-66.08	1.89	11.43	V
12951.75	-54.03	-13	-41.03	-77.68	-65.62	1.93	13.52	V	
Middle	3755.5	-64.08	-13	-51.08	-75.33	-71.32	5.36	12.60	H
	5633.25	-58.32	-13	-45.32	-74.20	-63.90	7.52	13.10	H
	7511	-60.88	-13	-47.88	-79.20	-64.37	7.85	11.34	H
	9388.75	-56.68	-13	-43.68	-80.11	-60.27	8.31	11.90	H
	11266.5	-52.76	-13	-39.76	-75.81	-62.37	1.89	11.50	H
	13144.25	-54.24	-13	-41.24	-78.17	-65.91	1.93	13.60	H
	3755.5	-60.74	-13	-47.74	-73.21	-67.98	5.36	12.60	V
	5633.25	-62.90	-13	-49.90	-79.22	-68.48	7.52	13.10	V
	7511	-60.89	-13	-47.89	-79.11	-64.38	7.85	11.34	V
	9388.75	-57.29	-13	-44.29	-80.1	-60.88	8.31	11.90	V
	11266.5	-55.11	-13	-42.11	-77.91	-64.72	1.89	11.50	V
13144.25	-53.29	-13	-40.29	-76.94	-64.96	1.93	13.60	V	
Highest	3810.5	-62.90	-13	-49.90	-74.15	-70.19	5.36	12.65	H
	5715.75	-57.17	-13	-44.17	-73.05	-62.85	7.52	13.20	H
	7621	-60.69	-13	-47.69	-79.01	-64.20	7.85	11.36	H
	9526.25	-56.99	-13	-43.99	-80.42	-60.65	8.31	11.97	H
	11431.5	-48.72	-13	-35.72	-71.77	-58.40	1.89	11.57	H
	13336.75	-50.42	-13	-37.42	-74.35	-62.17	1.93	13.68	H
	3810.5	-63.72	-13	-50.72	-76.19	-71.01	5.36	12.65	V
	5715.75	-62.63	-13	-49.63	-78.95	-68.31	7.52	13.20	V
	7621	-60.63	-13	-47.63	-78.85	-64.14	7.85	11.36	V
	9526.25	-57.48	-13	-44.48	-80.29	-61.14	8.31	11.97	V
	11431.5	-52.67	-13	-39.67	-75.47	-62.35	1.89	11.57	V
13336.75	-49.32	-13	-36.32	-72.97	-61.07	1.93	13.68	V	

Remark: Spurious emissions within 30-1000MHz were found more than 20dB below limit line.



LTE Band 2 / 10MHz / QPSK									
Channel	Frequency (MHz)	EIRP (dBm)	Limit (dBm)	Over Limit (dB)	SPA Reading (dBm)	S.G. Power (dBm)	TX Cable loss (dB)	TX Antenna Gain (dBi)	Polarization (H/V)
Lowest	3701	-59.43	-13	-46.43	-70.68	-66.62	5.36	12.55	H
	5551.5	-60.02	-13	-47.02	-75.90	-65.52	7.52	13.02	H
	7402	-61.05	-13	-48.05	-79.37	-64.52	7.85	11.32	H
	9252.5	-56.73	-13	-43.73	-80.16	-60.27	8.31	11.85	H
	11103	-56.11	-13	-43.11	-79.16	-65.65	1.89	11.43	H
	12953.5	-55.11	-13	-42.11	-79.04	-66.70	1.93	13.52	H
	3701	-61.75	-13	-48.75	-74.22	-68.94	5.36	12.55	V
	5551.5	-63.11	-13	-50.11	-79.43	-68.61	7.52	13.02	V
	7402	-60.54	-13	-47.54	-78.76	-64.01	7.85	11.32	V
	9252.5	-57.32	-13	-44.32	-80.13	-60.86	8.31	11.85	V
	11103	-56.12	-13	-43.12	-78.92	-65.66	1.89	11.43	V
12953.5	-53.88	-13	-40.88	-77.53	-65.47	1.93	13.52	V	
Middle	3751	-63.08	-13	-50.08	-74.33	-70.32	5.36	12.60	H
	5626.5	-57.48	-13	-44.48	-73.36	-63.06	7.52	13.10	H
	7502	-60.96	-13	-47.96	-79.28	-64.45	7.85	11.34	H
	9377.5	-56.69	-13	-43.69	-80.12	-60.28	8.31	11.90	H
	11253	-51.69	-13	-38.69	-74.74	-61.30	1.89	11.50	H
	13128.5	-52.49	-13	-39.49	-76.42	-64.16	1.93	13.60	H
	3751	-61.73	-13	-48.73	-74.2	-68.97	5.36	12.60	V
	5626.5	-62.23	-13	-49.23	-78.55	-67.81	7.52	13.10	V
	7502	-61.09	-13	-48.09	-79.31	-64.58	7.85	11.34	V
	9377.5	-57.24	-13	-44.24	-80.05	-60.83	8.31	11.90	V
	11253	-55.30	-13	-42.30	-78.1	-64.91	1.89	11.50	V
13128.5	-52.50	-13	-39.50	-76.15	-64.17	1.93	13.60	V	
Highest	3802	-64.41	-13	-51.41	-75.66	-71.70	5.36	12.65	H
	5703	-57.91	-13	-44.91	-73.79	-63.59	7.52	13.20	H
	7604	-60.68	-13	-47.68	-79.00	-64.19	7.85	11.36	H
	9505	-57.18	-13	-44.18	-80.61	-60.84	8.31	11.97	H
	11406	-51.46	-13	-38.46	-74.51	-61.14	1.89	11.57	H
	13307	-51.41	-13	-38.41	-75.34	-63.16	1.93	13.68	H
	3802	-61.73	-13	-48.73	-74.2	-69.02	5.36	12.65	V
	5703	-61.68	-13	-48.68	-78	-67.36	7.52	13.20	V
	7604	-60.80	-13	-47.80	-79.02	-64.31	7.85	11.36	V
	9505	-57.49	-13	-44.49	-80.3	-61.15	8.31	11.97	V
	11406	-55.03	-13	-42.03	-77.83	-64.71	1.89	11.57	V
13307	-48.77	-13	-35.77	-72.42	-60.52	1.93	13.68	V	

Remark: Spurious emissions within 30-1000MHz were found more than 20dB below limit line.



LTE Band 2 / 15MHz / QPSK									
Channel	Frequency (MHz)	EIRP (dBm)	Limit (dBm)	Over Limit (dB)	SPA Reading (dBm)	S.G. Power (dBm)	TX Cable loss (dB)	TX Antenna Gain (dBi)	Polarization (H/V)
Lowest	3701.5	-60.10	-13	-47.10	-71.35	-67.29	5.36	12.55	H
	5552.25	-58.16	-13	-45.16	-74.04	-63.66	7.52	13.02	H
	7403	-60.85	-13	-47.85	-79.17	-64.32	7.85	11.32	H
	9253.75	-56.57	-13	-43.57	-80.00	-60.11	8.31	11.85	H
	11104.5	-55.49	-13	-42.49	-78.54	-65.03	1.89	11.43	H
	12955.25	-55.05	-13	-42.05	-78.98	-66.64	1.93	13.52	H
	3701.5	-58.37	-13	-45.37	-70.84	-65.56	5.36	12.55	V
	5552.25	-62.99	-13	-49.99	-79.31	-68.49	7.52	13.02	V
	7403	-61.00	-13	-48.00	-79.22	-64.47	7.85	11.32	V
	9253.75	-57.33	-13	-44.33	-80.14	-60.87	8.31	11.85	V
	11104.5	-56.87	-13	-43.87	-79.67	-66.41	1.89	11.43	V
12955.25	-52.61	-13	-39.61	-76.26	-64.20	1.93	13.52	V	
Middle	3746.5	-61.09	-13	-48.09	-72.34	-68.33	5.36	12.60	H
	5619.75	-56.80	-13	-43.80	-72.68	-62.38	7.52	13.10	H
	7493	-60.65	-13	-47.65	-78.97	-64.14	7.85	11.34	H
	9366.25	-56.48	-13	-43.48	-79.91	-60.07	8.31	11.90	H
	11239.5	-51.92	-13	-38.92	-74.97	-61.53	1.89	11.50	H
	13112.75	-54.55	-13	-41.55	-78.48	-66.22	1.93	13.60	H
	3746.5	-57.57	-13	-44.57	-70.04	-64.81	5.36	12.60	V
	5619.75	-62.46	-13	-49.46	-78.78	-68.04	7.52	13.10	V
	7493	-60.85	-13	-47.85	-79.07	-64.34	7.85	11.34	V
	9366.25	-57.01	-13	-44.01	-79.82	-60.60	8.31	11.90	V
	11239.5	-55.09	-13	-42.09	-77.89	-64.70	1.89	11.50	V
13112.75	-50.24	-13	-37.24	-73.89	-61.91	1.93	13.60	V	
Highest	3791.5	-64.30	-13	-51.30	-75.55	-71.59	5.36	12.65	H
	5687.25	-57.77	-13	-44.77	-73.65	-63.45	7.52	13.20	H
	7583	-59.98	-13	-46.98	-78.30	-63.49	7.85	11.36	H
	9478.75	-57.00	-13	-44.00	-80.43	-60.66	8.31	11.97	H
	11374.5	-53.34	-13	-40.34	-76.39	-63.02	1.89	11.57	H
	13270.25	-49.46	-13	-36.46	-73.39	-61.21	1.93	13.68	H
	3791.5	-61.75	-13	-48.75	-74.22	-69.04	5.36	12.65	V
	5687.25	-62.62	-13	-49.62	-78.94	-68.30	7.52	13.20	V
	7583	-61.07	-13	-48.07	-79.29	-64.58	7.85	11.36	V
	9478.75	-57.61	-13	-44.61	-80.42	-61.27	8.31	11.97	V
	11374.5	-53.10	-13	-40.10	-75.9	-62.78	1.89	11.57	V
13270.25	-51.30	-13	-38.30	-74.95	-63.05	1.93	13.68	V	

Remark: Spurious emissions within 30-1000MHz were found more than 20dB below limit line.



LTE Band 2 / 20MHz / QPSK									
Channel	Frequency (MHz)	EIRP (dBm)	Limit (dBm)	Over Limit (dB)	SPA Reading (dBm)	S.G. Power (dBm)	TX Cable loss (dB)	TX Antenna Gain (dBi)	Polarization (H/V)
Lowest	3702	-56.03	-13	-43.03	-67.28	-63.22	5.36	12.55	H
	5553	-57.01	-13	-44.01	-72.89	-62.51	7.52	13.02	H
	7404	-60.77	-13	-47.77	-79.09	-64.24	7.85	11.32	H
	9255	-54.20	-13	-41.20	-77.63	-57.74	8.31	11.85	H
	11106	-56.52	-13	-43.52	-79.57	-66.06	1.89	11.43	H
	12957	-54.96	-13	-41.96	-78.89	-66.55	1.93	13.52	H
	3702	-61.72	-13	-48.72	-74.19	-68.91	5.36	12.55	V
	5553	-60.79	-13	-47.79	-77.11	-66.29	7.52	13.02	V
	7404	-60.99	-13	-47.99	-79.21	-64.46	7.85	11.32	V
	9255	-57.26	-13	-44.26	-80.07	-60.80	8.31	11.85	V
	11106	-56.29	-13	-43.29	-79.09	-65.83	1.89	11.43	V
12957	-55.62	-13	-42.62	-79.27	-67.21	1.93	13.52	V	
Middle	3742	-62.02	-13	-49.02	-73.27	-69.26	5.36	12.60	H
	5613	-58.33	-13	-45.33	-74.21	-63.91	7.52	13.10	H
	7484	-60.66	-13	-47.66	-78.98	-64.15	7.85	11.34	H
	9355	-56.68	-13	-43.68	-80.11	-60.27	8.31	11.90	H
	11226	-52.38	-13	-39.38	-75.43	-61.99	1.89	11.50	H
	13097	-54.70	-13	-41.70	-78.63	-66.37	1.93	13.60	H
	3742	-59.53	-13	-46.53	-72	-66.77	5.36	12.60	V
	5613	-62.54	-13	-49.54	-78.86	-68.12	7.52	13.10	V
	7484	-61.05	-13	-48.05	-79.27	-64.54	7.85	11.34	V
	9355	-57.13	-13	-44.13	-79.94	-60.72	8.31	11.90	V
	11226	-56.41	-13	-43.41	-79.21	-66.02	1.89	11.50	V
13097	-52.27	-13	-39.27	-75.92	-63.94	1.93	13.60	V	
Highest	3782	-63.75	-13	-50.75	-75.00	-71.04	5.36	12.65	H
	5673	-59.88	-13	-46.88	-75.76	-65.56	7.52	13.20	H
	7564	-60.77	-13	-47.77	-79.09	-64.28	7.85	11.36	H
	9455	-56.81	-13	-43.81	-80.24	-60.47	8.31	11.97	H
	11346	-52.78	-13	-39.78	-75.83	-62.46	1.89	11.57	H
	13237	-54.46	-13	-41.46	-78.39	-66.21	1.93	13.68	H
	3782	-63.78	-13	-50.78	-76.25	-71.07	5.36	12.65	V
	5673	-61.68	-13	-48.68	-78	-67.36	7.52	13.20	V
	7564	-61.06	-13	-48.06	-79.28	-64.57	7.85	11.36	V
	9455	-57.12	-13	-44.12	-79.93	-60.78	8.31	11.97	V
	11346	-54.55	-13	-41.55	-77.35	-64.23	1.89	11.57	V
13237	-54.14	-13	-41.14	-77.79	-65.89	1.93	13.68	V	

Remark: Spurious emissions within 30-1000MHz were found more than 20dB below limit line.



LTE Band 4 / 1.4MHz / QPSK									
Channel	Frequency (MHz)	EIRP (dBm)	Limit (dBm)	Over Limit (dB)	SPA Reading (dBm)	S.G. Power (dBm)	TX Cable loss (dB)	TX Antenna Gain (dBi)	Polarization (H/V)
Lowest	3420.32	-42.31	-13	-29.31	-56.01	-50.23	4.66	12.58	H
	5130.48	-59.31	-13	-46.31	-77.24	-65.67	6.31	12.67	H
	6840.64	-52.59	-13	-39.59	-72.21	-57.19	8.35	12.95	H
	8550.8	-53.04	-13	-40.04	-75.47	-56.37	7.97	11.30	H
	3420.32	-41.62	-13	-28.62	-54.9	-49.54	4.66	12.58	V
	5130.48	-65.32	-13	-52.32	-78.93	-71.68	6.31	12.67	V
	6840.64	-55.99	-13	-42.99	-75.11	-60.59	8.35	12.95	V
Middle	8550.8	-57.16	-13	-44.16	-77.46	-60.49	7.97	11.30	V
	3463.74	-43.15	-13	-30.15	-56.85	-51.09	4.66	12.60	H
	5195.61	-61.09	-13	-48.09	-79.02	-67.48	6.31	12.70	H
	6927.48	-56.04	-13	-43.04	-75.66	-60.69	8.35	13.00	H
	8659.35	-54.17	-13	-41.17	-76.60	-58.10	7.97	11.90	H
	3463.74	-41.80	-13	-28.80	-55.06	-49.74	4.66	12.60	V
	5195.61	-65.51	-13	-52.51	-79.12	-71.90	6.31	12.70	V
Highest	6927.48	-55.33	-13	-42.33	-74.45	-59.98	8.35	13.00	V
	8659.35	-57.31	-13	-44.31	-77.61	-61.24	7.97	11.90	V
	3507.52	-44.28	-13	-31.28	-57.98	-52.28	4.66	12.66	H
	5261.28	-58.98	-13	-45.98	-76.91	-65.42	6.31	12.75	H
	7015.04	-52.74	-13	-39.74	-72.36	-57.51	8.35	13.12	H
	8768.8	-52.55	-13	-39.55	-74.98	-56.56	7.97	11.98	H
	3507.52	-48.39	-13	-35.39	-59.8	-56.39	4.66	12.66	V
5261.28	-65.26	-13	-52.26	-78.87	-71.70	6.31	12.75	V	
7015.04	-53.37	-13	-40.37	-72.49	-58.14	8.35	13.12	V	
8768.8	-56.17	-13	-43.17	-76.47	-60.18	7.97	11.98	V	

Remark: Spurious emissions within 30-1000MHz were found more than 20dB below limit line.



LTE Band 4 / 3MHz / QPSK									
Channel	Frequency (MHz)	EIRP (dBm)	Limit (dBm)	Over Limit (dB)	SPA Reading (dBm)	S.G. Power (dBm)	TX Cable loss (dB)	TX Antenna Gain (dBi)	Polarization (H/V)
Lowest	3420.48	-41.60	-13	-28.60	-55.30	-49.52	4.66	12.58	H
	5130.72	-60.87	-13	-47.87	-78.80	-67.23	6.31	12.67	H
	6840.96	-55.78	-13	-42.78	-75.40	-60.38	8.35	12.95	H
	8551.2	-52.60	-13	-39.60	-75.03	-55.93	7.97	11.30	H
	3420.48	-41.16	-13	-28.16	-54.49	-49.08	4.66	12.58	V
	5130.72	-64.42	-13	-51.42	-78.03	-70.78	6.31	12.67	V
	6840.96	-56.70	-13	-43.70	-75.82	-61.30	8.35	12.95	V
	8551.2	-56.76	-13	-43.76	-77.06	-60.09	7.97	11.30	V
Middle	3462.48	-43.00	-13	-30.00	-56.70	-50.94	4.66	12.60	H
	5193.72	-60.69	-13	-47.69	-78.62	-67.08	6.31	12.70	H
	6924.96	-58.59	-13	-45.59	-78.21	-63.24	8.35	13.00	H
	8656.2	-55.13	-13	-42.13	-77.56	-59.06	7.97	11.90	H
	3462.48	-42.96	-13	-29.96	-55.89	-50.90	4.66	12.60	V
	5193.72	-65.18	-13	-52.18	-78.79	-71.57	6.31	12.70	V
	6924.96	-58.25	-13	-45.25	-77.37	-62.90	8.35	13.00	V
	8656.2	-57.03	-13	-44.03	-77.33	-60.96	7.97	11.90	V
Highest	3504.48	-45.13	-13	-32.13	-58.83	-53.13	4.66	12.66	H
	5256.72	-59.73	-13	-46.73	-77.66	-66.17	6.31	12.75	H
	7008.96	-56.01	-13	-43.01	-75.63	-60.78	8.35	13.12	H
	8761.2	-53.71	-13	-40.71	-76.14	-57.72	7.97	11.98	H
	3504.48	-47.68	-13	-34.68	-59.09	-55.68	4.66	12.66	V
	5256.72	-64.69	-13	-51.69	-78.3	-71.13	6.31	12.75	V
	7008.96	-56.83	-13	-43.83	-75.95	-61.60	8.35	13.12	V
	8761.2	-57.00	-13	-44.00	-77.3	-61.01	7.97	11.98	V

Remark: Spurious emissions within 30-1000MHz were found more than 20dB below limit line.



LTE Band 4 / 5MHz / QPSK									
Channel	Frequency (MHz)	EIRP (dBm)	Limit (dBm)	Over Limit (dB)	SPA Reading (dBm)	S.G. Power (dBm)	TX Cable loss (dB)	TX Antenna Gain (dBi)	Polarization (H/V)
Lowest	3420.68	-41.36	-13	-28.36	-55.06	-49.28	4.66	12.58	H
	5131.02	-60.51	-13	-47.51	-78.44	-66.87	6.31	12.67	H
	6841.36	-55.80	-13	-42.80	-75.42	-60.40	8.35	12.95	H
	8551.7	-52.47	-13	-39.47	-74.90	-55.80	7.97	11.30	H
	3420.68	-41.16	-13	-28.16	-54.49	-49.08	4.66	12.58	V
	5131.02	-64.95	-13	-51.95	-78.56	-71.31	6.31	12.67	V
	6841.36	-54.86	-13	-41.86	-73.98	-59.46	8.35	12.95	V
	8551.7	-56.55	-13	-43.55	-76.85	-59.88	7.97	11.30	V
Middle	3460.68	-42.44	-13	-29.44	-56.14	-50.38	4.66	12.60	H
	5191.02	-60.43	-13	-47.43	-78.36	-66.82	6.31	12.70	H
	6921.36	-54.19	-13	-41.19	-73.81	-58.84	8.35	13.00	H
	8651.7	-54.04	-13	-41.04	-76.47	-57.97	7.97	11.90	H
	3460.68	-41.32	-13	-28.32	-54.63	-49.26	4.66	12.60	V
	5191.02	-64.72	-13	-51.72	-78.33	-71.11	6.31	12.70	V
	6921.36	-57.92	-13	-44.92	-77.04	-62.57	8.35	13.00	V
	8651.7	-57.70	-13	-44.70	-78	-61.63	7.97	11.90	V
Highest	3500.68	-46.06	-13	-33.06	-59.76	-54.06	4.66	12.66	H
	5251.02	-60.17	-13	-47.17	-78.10	-66.61	6.31	12.75	H
	7001.36	-58.11	-13	-45.11	-77.73	-62.88	8.35	13.12	H
	8751.7	-53.98	-13	-40.98	-76.41	-57.99	7.97	11.98	H
	3500.68	-48.34	-13	-35.34	-59.75	-56.34	4.66	12.66	V
	5251.02	-64.09	-13	-51.09	-77.7	-70.53	6.31	12.75	V
	7001.36	-55.27	-13	-42.27	-74.39	-60.04	8.35	13.12	V
	8751.7	-57.51	-13	-44.51	-77.81	-61.52	7.97	11.98	V

Remark: Spurious emissions within 30-1000MHz were found more than 20dB below limit line.



LTE Band 4 / 10MHz / QPSK									
Channel	Frequency (MHz)	EIRP (dBm)	Limit (dBm)	Over Limit (dB)	SPA Reading (dBm)	S.G. Power (dBm)	TX Cable loss (dB)	TX Antenna Gain (dBi)	Polarization (H/V)
Lowest	3421.18	-44.11	-13	-31.11	-57.81	-52.03	4.66	12.58	H
	5131.77	-60.83	-13	-47.83	-78.76	-67.19	6.31	12.67	H
	6842.36	-52.14	-13	-39.14	-71.76	-56.74	8.35	12.95	H
	8552.95	-53.38	-13	-40.38	-75.81	-56.71	7.97	11.30	H
	3421.18	-44.60	-13	-31.60	-57.17	-52.52	4.66	12.58	V
	5131.77	-64.91	-13	-51.91	-78.52	-71.27	6.31	12.67	V
	6842.36	-56.42	-13	-43.42	-75.54	-61.02	8.35	12.95	V
	8552.95	-58.41	-13	-45.41	-78.71	-61.74	7.97	11.30	V
Middle	3456.18	-43.06	-13	-30.06	-56.76	-51.00	4.66	12.60	H
	5184.27	-60.40	-13	-47.40	-78.33	-66.79	6.31	12.70	H
	6912.36	-52.35	-13	-39.35	-71.97	-57.00	8.35	13.00	H
	8640.45	-54.55	-13	-41.55	-76.98	-58.48	7.97	11.90	H
	3456.18	-44.35	-13	-31.35	-57.04	-52.29	4.66	12.60	V
	5184.27	-65.04	-13	-52.04	-78.65	-71.43	6.31	12.70	V
	6912.36	-54.39	-13	-41.39	-73.51	-59.04	8.35	13.00	V
	8640.45	-56.76	-13	-43.76	-77.06	-60.69	7.97	11.90	V
Highest	3491.18	-47.35	-13	-34.35	-61.05	-55.35	4.66	12.66	H
	5236.77	-58.28	-13	-45.28	-76.21	-64.72	6.31	12.75	H
	6982.36	-57.15	-13	-44.15	-76.77	-61.92	8.35	13.12	H
	8727.95	-54.98	-13	-41.98	-77.41	-58.99	7.97	11.98	H
	3491.18	-48.89	-13	-35.89	-60.3	-56.89	4.66	12.66	V
	5236.77	-62.92	-13	-49.92	-76.53	-69.36	6.31	12.75	V
	6982.36	-58.40	-13	-45.40	-77.52	-63.17	8.35	13.12	V
	8727.95	-59.07	-13	-46.07	-79.37	-63.08	7.97	11.98	V

Remark: Spurious emissions within 30-1000MHz were found more than 20dB below limit line.



LTE Band 4 / 15MHz / QPSK									
Channel	Frequency (MHz)	EIRP (dBm)	Limit (dBm)	Over Limit (dB)	SPA Reading (dBm)	S.G. Power (dBm)	TX Cable loss (dB)	TX Antenna Gain (dBi)	Polarization (H/V)
Lowest	3421.68	-42.57	-13	-29.57	-56.27	-50.52	4.63	12.58	H
	5132.52	-60.55	-13	-47.55	-78.48	-66.94	6.28	12.67	H
	6843.36	-52.60	-13	-39.60	-72.22	-57.23	8.32	12.95	H
	8553.75	-52.48	-13	-39.48	-74.91	-55.84	7.94	11.30	H
	3421.68	-39.59	-13	-26.59	-53.53	-47.54	4.63	12.58	V
	5132.52	-65.47	-13	-52.47	-79.08	-71.86	6.28	12.67	V
	6843.36	-55.87	-13	-42.87	-74.99	-60.50	8.32	12.95	V
Middle	8553.75	-57.51	-13	-44.51	-77.81	-60.87	7.94	11.30	V
	3451.68	-44.17	-13	-31.17	-57.87	-52.11	4.66	12.60	H
	5177.52	-60.86	-13	-47.86	-78.79	-67.25	6.31	12.70	H
	6903.36	-50.76	-13	-37.76	-70.38	-55.41	8.35	13.00	H
	8628.75	-48.94	-13	-35.94	-71.37	-52.87	7.97	11.90	H
	3451.68	-44.06	-13	-31.06	-56.89	-52.00	4.66	12.60	V
	5177.52	-65.03	-13	-52.03	-78.64	-71.42	6.31	12.70	V
Highest	6903.36	-55.36	-13	-42.36	-74.48	-60.01	8.35	13.00	V
	8628.75	-58.43	-13	-45.43	-78.73	-62.36	7.97	11.90	V
	3481.68	-45.36	-13	-32.36	-59.06	-53.33	4.69	12.66	H
	5222.52	-59.19	-13	-46.19	-77.12	-65.60	6.34	12.75	H
	6963.36	-56.18	-13	-43.18	-75.80	-60.92	8.38	13.12	H
	8704.2	-55.86	-13	-42.86	-78.29	-59.84	8	11.98	H
	3481.68	-50.56	-13	-37.56	-61.97	-58.53	4.69	12.66	V
5222.52	-58.79	-13	-45.79	-72.4	-65.20	6.34	12.75	V	
6963.36	-57.53	-13	-44.53	-76.65	-62.27	8.38	13.12	V	
8704.2	-57.29	-13	-44.29	-77.59	-61.27	8	11.98	V	

Remark: Spurious emissions within 30-1000MHz were found more than 20dB below limit line.



LTE Band 4 / 20MHz / QPSK									
Channel	Frequency (MHz)	EIRP (dBm)	Limit (dBm)	Over Limit (dB)	SPA Reading (dBm)	S.G. Power (dBm)	TX Cable loss (dB)	TX Antenna Gain (dBi)	Polarization (H/V)
Lowest	3422.18	-40.36	-13	-27.36	-54.06	-48.28	4.66	12.58	H
	5133.27	-60.31	-13	-47.31	-78.24	-66.67	6.31	12.67	H
	6844.36	-55.29	-13	-42.29	-74.91	-59.89	8.35	12.95	H
	8555.45	-53.24	-13	-40.24	-75.67	-56.57	7.97	11.30	H
	3422.18	-42.71	-13	-29.71	-55.72	-50.63	4.66	12.58	V
	5133.27	-65.49	-13	-52.49	-79.1	-71.85	6.31	12.67	V
	6844.36	-57.81	-13	-44.81	-76.93	-62.41	8.35	12.95	V
	8555.45	-57.99	-13	-44.99	-78.29	-61.32	7.97	11.30	V
Middle	3447.18	-43.45	-13	-30.45	-57.15	-51.39	4.66	12.60	H
	5170.77	-60.57	-13	-47.57	-78.50	-66.96	6.31	12.70	H
	6894.36	-57.08	-13	-44.08	-76.70	-61.73	8.35	13.00	H
	8617.95	-53.96	-13	-40.96	-76.39	-57.89	7.97	11.90	H
	3447.18	-45.19	-13	-32.19	-57.48	-53.13	4.66	12.60	V
	5170.77	-65.26	-13	-52.26	-78.87	-71.65	6.31	12.70	V
	6894.36	-56.75	-13	-43.75	-75.87	-61.40	8.35	13.00	V
	8617.95	-58.09	-13	-45.09	-78.39	-62.02	7.97	11.90	V
Highest	3472.18	-43.43	-13	-30.43	-57.13	-51.43	4.66	12.66	H
	5208.27	-59.92	-13	-46.92	-77.85	-66.36	6.31	12.75	H
	6944.36	-58.63	-13	-45.63	-78.25	-63.40	8.35	13.12	H
	8680.45	-55.84	-13	-42.84	-78.27	-59.85	7.97	11.98	H
	3472.18	-44.33	-13	-31.33	-57.03	-52.33	4.66	12.66	V
	5208.27	-65.26	-13	-52.26	-78.87	-71.70	6.31	12.75	V
	6944.36	-58.88	-13	-45.88	-78	-63.65	8.35	13.12	V
	8680.45	-58.41	-13	-45.41	-78.71	-62.42	7.97	11.98	V

Remark: Spurious emissions within 30-1000MHz were found more than 20dB below limit line.



LTE Band 5 / 1.4MHz / QPSK									
Channel	Frequency (MHz)	EIRP (dBm)	Limit (dBm)	Over Limit (dB)	SPA Reading (dBm)	S.G. Power (dBm)	TX Cable loss (dB)	TX Antenna Gain (dBi)	Polarization (H/V)
Lowest	1649.92	-65.46	-13	-52.46	-67.17	-69.77	2.92	9.38	H
	2474.88	-70.76	-13	-57.76	-76.82	-76.55	2.63	10.57	H
	3299.84	-69.32	-13	-56.32	-77.32	-75.01	4.74	12.58	H
	1649.92	-63.64	-13	-50.64	-65.48	-67.95	2.92	9.38	V
	2474.88	-70.81	-13	-57.81	-76.76	-76.60	2.63	10.57	V
	3299.84	-69.28	-13	-56.28	-77.31	-74.97	4.74	12.58	V
Middle	1671.92	-65.57	-13	-52.57	-67.28	-69.90	2.92	9.40	H
	2507.88	-70.85	-13	-57.85	-76.91	-76.67	2.63	10.60	H
	3343.84	-69.52	-13	-56.52	-77.52	-75.23	4.74	12.60	H
	1671.92	-63.36	-13	-50.36	-65.20	-67.69	2.92	9.40	V
	2507.88	-70.81	-13	-57.81	-76.76	-76.63	2.63	10.60	V
	3343.84	-69.61	-13	-56.61	-77.64	-75.32	4.74	12.60	V
Highest	1695.52	-64.61	-13	-51.61	-66.32	-68.96	2.92	9.42	H
	2543.28	-70.89	-13	-57.89	-76.95	-76.74	2.63	10.63	H
	3391.04	-69.65	-13	-56.65	-77.65	-75.40	4.74	12.64	H
	1695.52	-63.57	-13	-50.57	-65.41	-67.92	2.92	9.42	V
	2543.28	-71.04	-13	-58.04	-76.99	-76.89	2.63	10.63	V
	3391.04	-69.66	-13	-56.66	-77.69	-75.41	4.74	12.64	V

Remark: Spurious emissions within 30-1000MHz were found more than 20dB below limit line.



LTE Band 5 / 3MHz / QPSK									
Channel	Frequency (MHz)	EIRP (dBm)	Limit (dBm)	Over Limit (dB)	SPA Reading (dBm)	S.G. Power (dBm)	TX Cable loss (dB)	TX Antenna Gain (dBi)	Polarization (H/V)
Lowest	1648.48	-59.04	-13	-46.04	-60.75	-63.35	2.92	9.38	H
	2472.72	-70.76	-13	-57.76	-76.82	-76.55	2.63	10.57	H
	3296.96	-69.32	-13	-56.32	-77.32	-75.01	4.74	12.58	H
	1648.48	-61.82	-13	-48.82	-63.66	-66.13	2.92	9.38	V
	2472.72	-70.89	-13	-57.89	-76.84	-76.68	2.63	10.57	V
	3296.96	-69.27	-13	-56.27	-77.30	-74.96	4.74	12.58	V
Middle	1670.48	-59.80	-13	-46.80	-61.51	-64.13	2.92	9.40	H
	2505.72	-70.81	-13	-57.81	-76.87	-76.63	2.63	10.60	H
	3340.96	-69.60	-13	-56.60	-77.60	-75.31	4.74	12.60	H
	1670.48	-61.35	-13	-48.35	-63.19	-65.68	2.92	9.40	V
	2505.72	-70.82	-13	-57.82	-76.77	-76.64	2.63	10.60	V
	3340.96	-69.53	-13	-56.53	-77.56	-75.24	4.74	12.60	V
Highest	1692.48	-59.98	-13	-46.98	-61.69	-64.33	2.92	9.42	H
	2538.72	-70.89	-13	-57.89	-76.95	-76.74	2.63	10.63	H
	3384.96	-69.70	-13	-56.70	-77.70	-75.45	4.74	12.64	H
	1692.48	-59.58	-13	-46.58	-61.42	-63.93	2.92	9.42	V
	2538.72	-70.87	-13	-57.87	-76.82	-76.72	2.63	10.63	V
	3384.96	-69.54	-13	-56.54	-77.57	-75.29	4.74	12.64	V

Remark: Spurious emissions within 30-1000MHz were found more than 20dB below limit line.



LTE Band 5 / 5MHz / QPSK									
Channel	Frequency (MHz)	EIRP (dBm)	Limit (dBm)	Over Limit (dB)	SPA Reading (dBm)	S.G. Power (dBm)	TX Cable loss (dB)	TX Antenna Gain (dBi)	Polarization (H/V)
Lowest	1648.68	-59.96	-13	-46.96	-61.67	-64.27	2.92	9.38	H
	2473.02	-70.66	-13	-57.66	-76.72	-76.45	2.63	10.57	H
	3297.36	-69.33	-13	-56.33	-77.33	-75.02	4.74	12.58	H
	1648.68	-61.39	-13	-48.39	-63.23	-65.70	2.92	9.38	V
	2473.02	-70.97	-13	-57.97	-76.92	-76.76	2.63	10.57	V
	3297.36	-69.21	-13	-56.21	-77.24	-74.90	4.74	12.58	V
Middle	1668.68	-59.70	-13	-46.70	-61.41	-64.03	2.92	9.40	H
	2503.02	-70.62	-13	-57.62	-76.68	-76.44	2.63	10.60	H
	3337.36	-69.55	-13	-56.55	-77.55	-75.26	4.74	12.60	H
	1668.68	-61.30	-13	-48.30	-63.14	-65.63	2.92	9.40	V
	2503.02	-70.84	-13	-57.84	-76.79	-76.66	2.63	10.60	V
	3337.36	-69.49	-13	-56.49	-77.52	-75.20	4.74	12.60	V
Highest	1688.68	-59.18	-13	-46.18	-60.89	-63.53	2.92	9.42	H
	2533.02	-70.71	-13	-57.71	-76.77	-76.56	2.63	10.63	H
	3377.36	-69.56	-13	-56.56	-77.56	-75.31	4.74	12.64	H
	1688.68	-60.83	-13	-47.83	-62.67	-65.18	2.92	9.42	V
	2533.02	-70.93	-13	-57.93	-76.88	-76.78	2.63	10.63	V
	3377.36	-69.62	-13	-56.62	-77.65	-75.37	4.74	12.64	V

Remark: Spurious emissions within 30-1000MHz were found more than 20dB below limit line.



LTE Band 5 / 10MHz / QPSK									
Channel	Frequency (MHz)	EIRP (dBm)	Limit (dBm)	Over Limit (dB)	SPA Reading (dBm)	S.G. Power (dBm)	TX Cable loss (dB)	TX Antenna Gain (dBi)	Polarization (H/V)
Lowest	1649.18	-58.48	-13	-45.48	-60.19	-62.82	2.89	9.38	H
	2473.77	-70.76	-13	-57.76	-76.82	-76.58	2.6	10.57	H
	3298.36	-69.18	-13	-56.18	-77.18	-74.90	4.71	12.58	H
	1649.18	-60.88	-13	-47.88	-62.72	-65.22	2.89	9.38	V
	2473.77	-70.83	-13	-57.83	-76.78	-76.65	2.60	10.57	V
	3298.36	-69.13	-13	-56.13	-77.16	-74.85	4.71	12.58	V
Middle	1664.18	-59.00	-13	-46.00	-60.71	-63.33	2.92	9.40	H
	2496.27	-70.63	-13	-57.63	-76.69	-76.45	2.63	10.60	H
	3328.36	-69.44	-13	-56.44	-77.44	-75.15	4.74	12.60	H
	1664.18	-60.88	-13	-47.88	-62.72	-65.21	2.92	9.40	V
	2496.27	-70.73	-13	-57.73	-76.68	-76.55	2.63	10.60	V
	3328.36	-69.19	-13	-56.19	-77.22	-74.90	4.74	12.60	V
Highest	1679.18	-58.67	-13	-45.67	-60.38	-62.99	2.95	9.42	H
	2518.77	-70.59	-13	-57.59	-76.65	-76.41	2.66	10.63	H
	3358.36	-69.54	-13	-56.54	-77.54	-75.26	4.77	12.64	H
	1679.18	-60.85	-13	-47.85	-62.69	-65.17	2.95	9.42	V
	2518.77	-70.77	-13	-57.77	-76.72	-76.59	2.66	10.63	V
	3358.36	-69.39	-13	-56.39	-77.42	-75.11	4.77	12.64	V

Remark: Spurious emissions within 30-1000MHz were found more than 20dB below limit line.



LTE Band 7 / 5MHz / QPSK									
Channel	Frequency (MHz)	EIRP (dBm)	Limit (dBm)	Over Limit (dB)	SPA Reading (dBm)	S.G. Power (dBm)	TX Cable loss (dB)	TX Antenna Gain (dBi)	Polarization (H/V)
Lowest	5000.68	-56.45	-25	-31.45	-73.52	-63.28	6.19	13.02	H
	7501.02	-55.24	-25	-30.24	-76.11	-58.80	7.70	11.26	H
	10001.36	-52.46	-25	-27.46	-78.56	-56.12	8.39	12.05	H
	5000.68	-59.51	-25	-34.51	-76.25	-66.34	6.19	13.02	V
	7501.02	-57.52	-25	-32.52	-78.06	-61.08	7.70	11.26	V
	10001.36	-56.26	-25	-31.26	-80.55	-59.92	8.39	12.05	V
Middle	5065.7	-53.65	-25	-28.65	-70.72	-60.50	6.25	13.10	H
	7598.5	-53.99	-25	-28.99	-74.86	-57.56	7.73	11.30	H
	10131.4	-52.44	-25	-27.44	-78.54	-56.10	8.44	12.10	H
	5065.7	-60.90	-25	-35.90	-77.64	-67.75	6.25	13.10	V
	7598.5	-58.64	-25	-33.64	-79.18	-62.21	7.73	11.30	V
	10131.4	-55.80	-25	-30.80	-80.09	-59.46	8.44	12.10	V
Highest	5130.7	-57.36	-25	-32.36	-74.43	-64.28	6.30	13.22	H
	7696.0	-52.51	-25	-27.51	-73.38	-56.05	7.79	11.33	H
	10261.4	-53.91	-25	-28.91	-80.01	-57.58	8.51	12.18	H
	5130.7	-61.33	-25	-36.33	-78.07	-68.25	6.30	13.22	V
	7696.0	-55.36	-25	-30.36	-75.9	-58.90	7.79	11.33	V
	10261.4	-56.09	-25	-31.09	-80.38	-59.76	8.51	12.18	V

Remark: Spurious emissions within 30-1000MHz were found more than 20dB below limit line.



LTE Band 7 / 10MHz / QPSK									
Channel	Frequency (MHz)	EIRP (dBm)	Limit (dBm)	Over Limit (dB)	SPA Reading (dBm)	S.G. Power (dBm)	TX Cable loss (dB)	TX Antenna Gain (dBi)	Polarization (H/V)
Lowest	5001.2	-54.71	-25	-29.71	-71.78	-61.54	6.19	13.02	H
	7501.8	-54.84	-25	-29.84	-75.71	-58.40	7.70	11.26	H
	10002.4	-52.51	-25	-27.51	-78.61	-56.17	8.39	12.05	H
	5001.2	-58.87	-25	-33.87	-75.61	-65.70	6.19	13.02	V
	7501.8	-56.91	-25	-31.91	-77.45	-60.47	7.70	11.26	V
	10002.4	-55.88	-25	-30.88	-80.17	-59.54	8.39	12.05	V
Middle	5061.2	-53.63	-25	-28.63	-70.70	-60.48	6.25	13.10	H
	7591.8	-53.36	-25	-28.36	-74.23	-56.93	7.73	11.30	H
	10122.4	-52.87	-25	-27.87	-78.97	-56.53	8.44	12.10	H
	5061.2	-60.41	-25	-35.41	-77.15	-67.26	6.25	13.10	V
	7591.8	-56.54	-25	-31.54	-77.08	-60.11	7.73	11.30	V
	10122.4	-55.79	-25	-30.79	-80.08	-59.45	8.44	12.10	V
Highest	5121.2	-58.37	-25	-33.37	-75.44	-65.29	6.30	13.22	H
	7681.8	-49.61	-25	-24.61	-70.48	-53.15	7.79	11.33	H
	10242.4	-54.31	-25	-29.31	-80.41	-57.98	8.51	12.18	H
	5121.2	-61.37	-25	-36.37	-78.11	-68.29	6.30	13.22	V
	7681.8	-54.54	-25	-29.54	-75.08	-58.08	7.79	11.33	V
	10242.4	-55.70	-25	-30.70	-79.99	-59.37	8.51	12.18	V

Remark: Spurious emissions within 30-1000MHz were found more than 20dB below limit line.



LTE Band 7 / 15MHz / QPSK									
Channel	Frequency (MHz)	EIRP (dBm)	Limit (dBm)	Over Limit (dB)	SPA Reading (dBm)	S.G. Power (dBm)	TX Cable loss (dB)	TX Antenna Gain (dBi)	Polarization (H/V)
Lowest	5001.7	-56.06	-25	-31.06	-73.13	-62.89	6.19	13.02	H
	7502.5	-54.82	-25	-29.82	-75.69	-58.38	7.70	11.26	H
	10003.4	-52.55	-25	-27.55	-78.65	-56.21	8.39	12.05	H
	5001.7	-58.77	-25	-33.77	-75.51	-65.60	6.19	13.02	V
	7502.5	-57.78	-25	-32.78	-78.32	-61.34	7.70	11.26	V
	10003.4	-56.32	-25	-31.32	-80.61	-59.98	8.39	12.05	V
Middle	5056.7	-56.40	-25	-31.40	-73.47	-63.25	6.25	13.10	H
	7585.0	-53.18	-25	-28.18	-74.05	-56.75	7.73	11.30	H
	10113.4	-54.62	-25	-29.62	-80.72	-58.28	8.44	12.10	H
	5056.7	-60.60	-25	-35.60	-77.34	-67.45	6.25	13.10	V
	7585.0	-57.07	-25	-32.07	-77.61	-60.64	7.73	11.30	V
	10113.4	-80.46	-25	-55.46	-80.46	-84.12	8.44	12.10	V
Highest	5111.7	-59.63	-25	-34.63	-76.70	-66.55	6.30	13.22	H
	7667.5	-50.93	-25	-25.93	-71.80	-54.47	7.79	11.33	H
	10223.4	-53.04	-25	-28.04	-79.14	-56.71	8.51	12.18	H
	5111.7	-60.64	-25	-35.64	-77.38	-67.56	6.30	13.22	V
	7667.5	-53.48	-25	-28.48	-74.02	-57.02	7.79	11.33	V
	10223.4	-55.86	-25	-30.86	-80.15	-59.53	8.51	12.18	V

Remark: Spurious emissions within 30-1000MHz were found more than 20dB below limit line.



LTE Band 7 / 20MHz / QPSK									
Channel	Frequency (MHz)	EIRP (dBm)	Limit (dBm)	Over Limit (dB)	SPA Reading (dBm)	S.G. Power (dBm)	TX Cable loss (dB)	TX Antenna Gain (dBi)	Polarization (H/V)
Lowest	5002.2	-57.55	-25	-32.55	-74.62	-64.38	6.19	13.02	H
	7503.3	-55.83	-25	-30.83	-76.70	-59.39	7.70	11.26	H
	10004.4	-51.04	-25	-26.04	-77.14	-54.70	8.39	12.05	H
	5002.2	-59.51	-25	-34.51	-76.25	-66.34	6.19	13.02	V
	7503.3	-57.28	-25	-32.28	-77.82	-60.84	7.70	11.26	V
	10004.4	-56.27	-25	-31.27	-80.56	-59.93	8.39	12.05	V
Middle	5052.2	-58.23	-25	-33.23	-75.30	-65.08	6.25	13.10	H
	7578.3	-53.41	-25	-28.41	-74.28	-56.98	7.73	11.30	H
	10104.4	-51.53	-25	-26.53	-77.63	-55.19	8.44	12.10	H
	5052.2	-60.15	-25	-35.15	-76.89	-67.00	6.25	13.10	V
	7578.3	-56.15	-25	-31.15	-76.69	-59.72	7.73	11.30	V
	10104.4	-56.38	-25	-31.38	-80.67	-60.04	8.44	12.10	V
Highest	5102.2	-56.84	-25	-31.84	-73.91	-63.76	6.30	13.22	H
	7653.3	-53.81	-25	-28.81	-74.68	-57.35	7.79	11.33	H
	10204.4	-52.89	-25	-27.89	-78.99	-56.56	8.51	12.18	H
	5102.2	-60.89	-25	-35.89	-77.63	-67.81	6.30	13.22	V
	7653.3	-55.32	-25	-30.32	-75.86	-58.86	7.79	11.33	V
	10204.4	-56.21	-25	-31.21	-80.5	-59.88	8.51	12.18	V

Remark: Spurious emissions within 30-1000MHz were found more than 20dB below limit line.



LTE Band 12 / 1.4MHz / QPSK									
Channel	Frequency (MHz)	EIRP (dBm)	Limit (dBm)	Over Limit (dB)	SPA Reading (dBm)	S.G. Power (dBm)	TX Cable loss (dB)	TX Antenna Gain (dBi)	Polarization (H/V)
Lowest	1399.4	-52.66	-13	-39.66	-56.15	-55.53	2.88	7.90	H
	2099.1	-69.79	-13	-56.79	-75.99	-74.69	3.25	10.30	H
	2798.2	-68.19	-13	-55.19	-76.68	-73.58	3.86	11.40	H
	1399.4	-55.61	-13	-42.61	-59.05	-58.48	2.88	7.90	V
	2099.1	-71.68	-13	-58.68	-76.07	-76.58	3.25	10.30	V
	2798.2	-69.39	-13	-56.39	-76.76	-74.78	3.86	11.40	V
Middle	1413.74	-51.25	-13	-38.25	-55.23	-54.19	2.91	8.00	H
	2120.61	-69.97	-13	-56.97	-76.17	-74.94	3.28	10.40	H
	2827.48	-68.28	-13	-55.28	-76.77	-73.74	3.89	11.50	H
	1413.74	-56.90	-13	-43.90	-60.34	-59.84	2.91	8.00	V
	2120.61	-71.76	-13	-58.76	-76.15	-76.73	3.28	10.40	V
	2827.48	-69.33	-13	-56.33	-76.70	-74.79	3.89	11.50	V
Highest	1430.6	-53.02	-13	-40.02	-56.42	-56.03	2.94	8.10	H
	2145.9	-69.97	-13	-56.97	-76.17	-74.94	3.32	10.44	H
	2861.2	-68.31	-13	-55.31	-76.80	-73.83	3.93	11.60	H
	1430.6	-69.35	-13	-56.35	-59.48	-72.36	2.94	8.10	V
	2145.9	-71.79	-13	-58.79	-76.18	-76.76	3.32	10.44	V
	2861.2	-69.35	-13	-56.35	-76.72	-74.87	3.93	11.60	V

Remark: Spurious emissions within 30-1000MHz were found more than 20dB below limit line.



LTE Band 12 / 3MHz / QPSK									
Channel	Frequency (MHz)	EIRP (dBm)	Limit (dBm)	Over Limit (dB)	SPA Reading (dBm)	S.G. Power (dBm)	TX Cable loss (dB)	TX Antenna Gain (dBi)	Polarization (H/V)
Lowest	1401	-52.74	-13	-39.74	-56.21	-55.58	2.91	7.90	H
	2101.5	-69.83	-13	-56.83	-76.03	-74.70	3.28	10.30	H
	2802	-68.26	-13	-55.26	-76.75	-73.62	3.89	11.40	H
	1401	-56.79	-13	-43.79	-60.23	-59.63	2.91	7.90	V
	2101.5	-71.63	-13	-58.63	-76.02	-76.50	3.28	10.30	V
	2802	-69.38	-13	-56.38	-76.75	-74.74	3.89	11.40	V
Middle	1412.3	-53.04	-13	-40.04	-56.44	-55.98	2.91	8.00	H
	2118.45	-69.56	-13	-56.56	-75.76	-74.53	3.28	10.40	H
	2824.6	-68.24	-13	-55.24	-76.73	-73.70	3.89	11.50	H
	1412.3	-57.91	-13	-44.91	-61.35	-60.85	2.91	8.00	V
	2118.45	-71.61	-13	-58.61	-76.00	-76.58	3.28	10.40	V
	2824.6	-69.45	-13	-56.45	-76.82	-74.91	3.89	11.50	V
Highest	1429	-51.50	-13	-38.50	-55.37	-54.54	2.91	8.10	H
	2143.5	-69.97	-13	-56.97	-76.17	-74.98	3.28	10.44	H
	2858	-68.22	-13	-55.22	-76.71	-73.78	3.89	11.60	H
	1429	-69.46	-13	-56.46	-61.50	-72.50	2.91	8.10	V
	2143.5	-71.86	-13	-58.86	-76.25	-76.87	3.28	10.44	V
	2858	-69.46	-13	-56.46	-76.83	-75.02	3.89	11.60	V

Remark: Spurious emissions within 30-1000MHz were found more than 20dB below limit line.



LTE Band 12 / 5MHz / QPSK									
Channel	Frequency (MHz)	EIRP (dBm)	Limit (dBm)	Over Limit (dB)	SPA Reading (dBm)	S.G. Power (dBm)	TX Cable loss (dB)	TX Antenna Gain (dBi)	Polarization (H/V)
Lowest	1398.5	-51.94	-13	-38.94	-55.63	-54.78	2.91	7.90	H
	2097.75	-69.49	-13	-56.49	-75.69	-74.36	3.28	10.30	H
	2797	-68.23	-13	-55.23	-76.72	-73.59	3.89	11.40	H
	1398.5	-58.63	-13	-45.63	-62.07	-61.47	2.91	7.90	V
	2097.75	-71.47	-13	-58.47	-75.86	-76.34	3.28	10.30	V
	2797	-69.30	-13	-56.30	-76.67	-74.66	3.89	11.40	V
Middle	1410.5	-52.66	-13	-39.66	-56.15	-55.60	2.91	8.00	H
	2115.75	-69.60	-13	-56.60	-75.80	-74.57	3.28	10.40	H
	2821	-68.18	-13	-55.18	-76.67	-73.64	3.89	11.50	H
	1410.5	-59.45	-13	-46.45	-62.89	-62.39	2.91	8.00	V
	2115.75	-71.49	-13	-58.49	-75.88	-76.46	3.28	10.40	V
	2821	-69.26	-13	-56.26	-76.63	-74.72	3.89	11.50	V
Highest	1422.5	-51.65	-13	-38.65	-55.46	-54.69	2.91	8.10	H
	2133.75	-69.26	-13	-56.26	-75.46	-74.27	3.28	10.44	H
	2845	-68.44	-13	-55.44	-76.93	-74.00	3.89	11.60	H
	1422.5	-69.56	-13	-56.56	-61.86	-72.60	2.91	8.10	V
	2133.75	-71.47	-13	-58.47	-75.86	-76.48	3.28	10.44	V
	2845	-69.56	-13	-56.56	-76.93	-75.12	3.89	11.60	V

Remark: Spurious emissions within 30-1000MHz were found more than 20dB below limit line.



LTE Band 12 / 10MHz / QPSK									
Channel	Frequency (MHz)	EIRP (dBm)	Limit (dBm)	Over Limit (dB)	SPA Reading (dBm)	S.G. Power (dBm)	TX Cable loss (dB)	TX Antenna Gain (dBi)	Polarization (H/V)
Lowest	1399	-52.46	-13	-39.46	-56.00	-55.30	2.91	7.90	H
	2098.5	-69.17	-13	-56.17	-75.37	-74.04	3.28	10.30	H
	2798	-68.12	-13	-55.12	-76.61	-73.48	3.89	11.40	H
	1399	-61.36	-13	-48.36	-64.80	-64.20	2.91	7.90	V
	2098.5	-71.48	-13	-58.48	-75.87	-76.35	3.28	10.30	V
	2798	-69.25	-13	-56.25	-76.62	-74.61	3.89	11.40	V
Middle	1406	-52.39	-13	-39.39	-55.95	-55.33	2.91	8.00	H
	2109	-69.01	-13	-56.01	-75.21	-73.98	3.28	10.40	H
	2812	-68.01	-13	-55.01	-76.50	-73.47	3.89	11.50	H
	1406	-59.89	-13	-46.89	-63.33	-62.83	2.91	8.00	V
	2109	-70.88	-13	-57.88	-75.27	-75.85	3.28	10.40	V
	2812	-69.16	-13	-56.16	-76.53	-74.62	3.89	11.50	V
Highest	1413	-53.12	-13	-40.12	-56.52	-56.16	2.91	8.10	H
	2119.5	-69.48	-13	-56.48	-75.68	-74.49	3.28	10.44	H
	2826	-68.20	-13	-55.20	-76.69	-73.76	3.89	11.60	H
	1413	-69.21	-13	-56.21	-62.87	-72.25	2.91	8.10	V
	2119.5	-71.53	-13	-58.53	-75.92	-76.54	3.28	10.44	V
	2826	-69.21	-13	-56.21	-76.58	-74.77	3.89	11.60	V

Remark: Spurious emissions within 30-1000MHz were found more than 20dB below limit line.



LTE Band 17 / 5MHz / QPSK									
Channel	Frequency (MHz)	ERP (dBm)	Limit (dBm)	Over Limit (dB)	SPA Reading (dBm)	S.G. Power (dBm)	TX Cable loss (dB)	TX Antenna Gain (dBi)	Polarization (H/V)
Lowest	1408.68	-65.51	-13	-52.51	-68.91	-68.38	2.88	7.90	H
	2113.02	-69.29	-13	-56.29	-75.49	-74.19	3.25	10.30	H
	2817.36	-67.97	-13	-54.97	-76.46	-73.36	3.86	11.40	H
	1408.68	-66.11	-13	-53.11	-69.55	-68.98	2.88	7.90	V
	2113.02	-70.98	-13	-57.98	-75.37	-75.88	3.25	10.30	V
	2817.36	-69.17	-13	-56.17	-76.54	-74.56	3.86	11.40	V
Middle	1415.68	-64.30	-13	-51.30	-67.70	-67.24	2.91	8.00	H
	2123.58	-69.27	-13	-56.27	-75.47	-74.24	3.28	10.40	H
	2831.36	-68.02	-13	-55.02	-76.51	-73.48	3.89	11.50	H
	1415.68	-66.15	-13	-53.15	-69.59	-69.09	2.91	8.00	V
	2123.58	-71.31	-13	-58.31	-75.70	-76.28	3.28	10.40	V
	2831.36	-69.16	-13	-56.16	-76.53	-74.62	3.89	11.50	V
Highest	1422.68	-62.84	-13	-49.84	-66.24	-65.85	2.94	8.10	H
	2134.02	-69.00	-13	-56.00	-75.20	-73.98	3.31	10.44	H
	2845.36	-68.22	-13	-55.22	-76.71	-73.74	3.93	11.60	H
	1422.68	-65.30	-13	-52.30	-68.74	-68.31	2.94	8.10	V
	2134.02	-70.94	-13	-57.94	-75.33	-75.92	3.31	10.44	V
	2845.36	-69.34	-13	-56.34	-76.71	-74.86	3.93	11.60	V

Remark: Spurious emissions within 30-1000MHz were found more than 20dB below limit line.



LTE Band 17 / 10MHz / QPSK									
Channel	Frequency (MHz)	ERP (dBm)	Limit (dBm)	Over Limit (dB)	SPA Reading (dBm)	S.G. Power (dBm)	TX Cable loss (dB)	TX Antenna Gain (dBi)	Polarization (H/V)
Lowest	1409.18	-64.56	-13	-51.56	-67.96	-67.40	2.91	7.90	H
	2113.77	-69.04	-13	-56.04	-75.24	-73.91	3.28	10.30	H
	2818.36	-67.85	-13	-54.85	-76.34	-73.21	3.89	11.40	H
	1409.18	-65.70	-13	-52.70	-69.14	-68.54	2.91	7.90	V
	2113.77	-70.87	-13	-57.87	-75.26	-75.74	3.28	10.30	V
	2818.36	-68.92	-13	-55.92	-76.29	-74.28	3.89	11.40	V
Middle	1411.18	-65.20	-13	-52.20	-68.60	-68.14	2.91	8.00	H
	2116.77	-69.27	-13	-56.27	-75.47	-74.24	3.28	10.40	H
	2822.36	-67.91	-13	-54.91	-76.40	-73.37	3.89	11.50	H
	1411.18	-65.88	-13	-52.88	-69.32	-68.82	2.91	8.00	V
	2116.77	-71.08	-13	-58.08	-75.47	-76.05	3.28	10.40	V
	2822.36	-68.75	-13	-55.75	-76.12	-74.21	3.89	11.50	V
Highest	1413.18	-64.93	-13	-51.93	-68.33	-67.97	2.91	8.10	H
	2119.77	-69.57	-13	-56.57	-75.77	-74.58	3.28	10.44	H
	2826.36	-67.94	-13	-54.94	-76.43	-73.50	3.89	11.60	H
	1413.18	-63.74	-13	-50.74	-67.18	-66.78	2.91	8.10	V
	2119.77	-71.16	-13	-58.16	-75.55	-76.17	3.28	10.44	V
	2826.36	-69.00	-13	-56.00	-76.37	-74.56	3.89	11.60	V

Remark: Spurious emissions within 30-1000MHz were found more than 20dB below limit line.