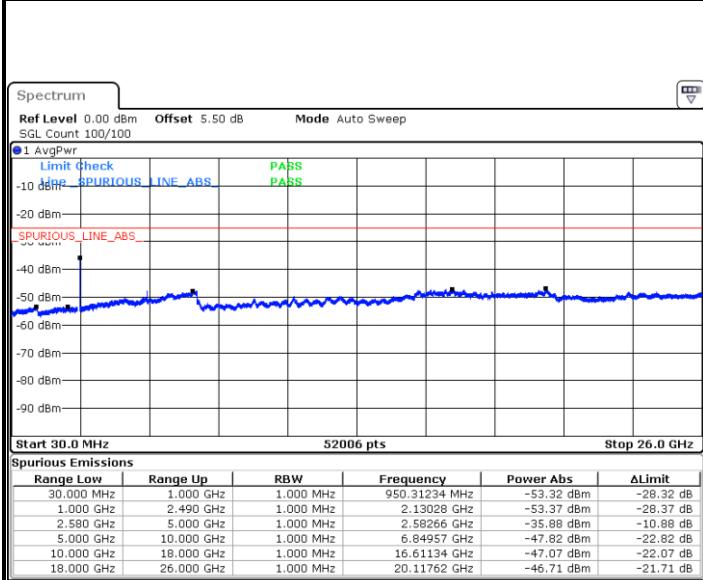




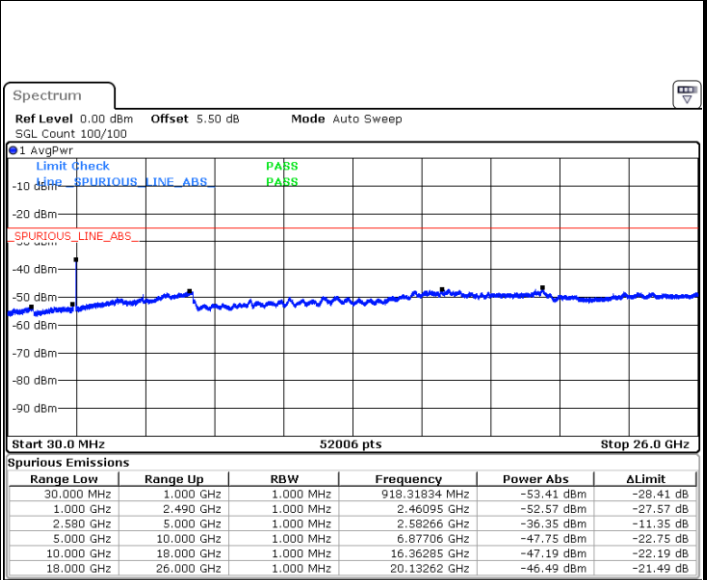
LTE Band7 / 15MHz

Highest Channel / QPSK



Date: 20 APR 2018 11:13:53

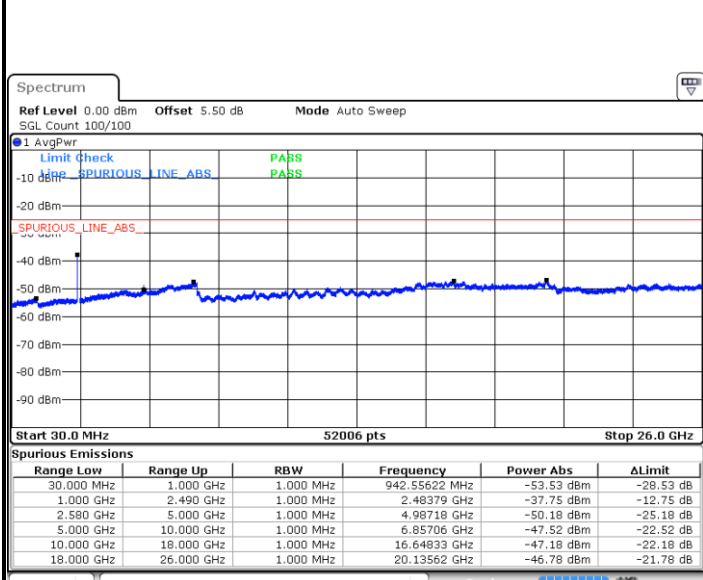
Highest Channel / 16QAM



Date: 20 APR 2018 11:12:58

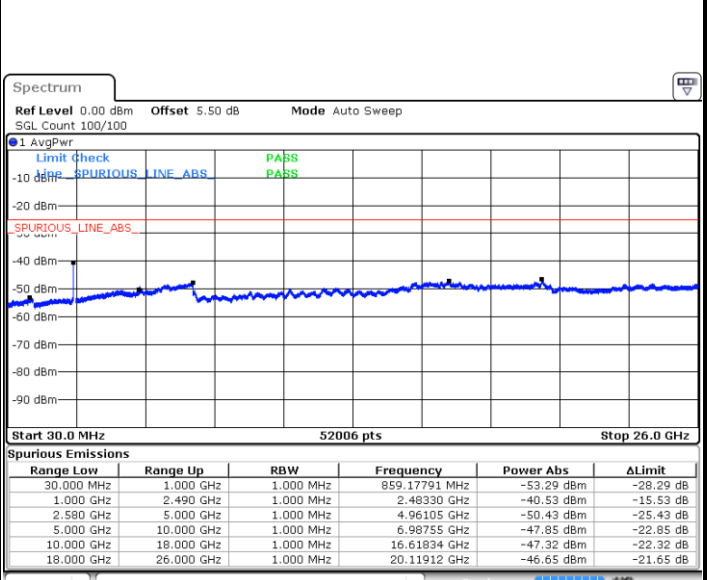
LTE Band 7 / 20MHz

Lowest Channel / QPSK



Date: 20 APR 2018 11:16:25

Lowest Channel / 16QAM



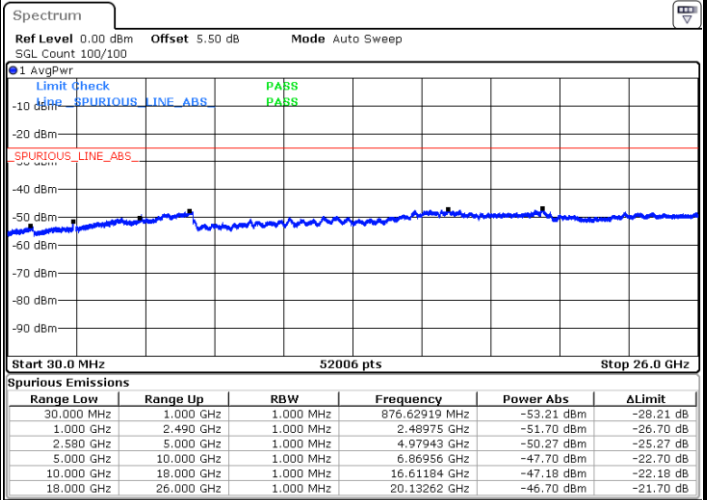
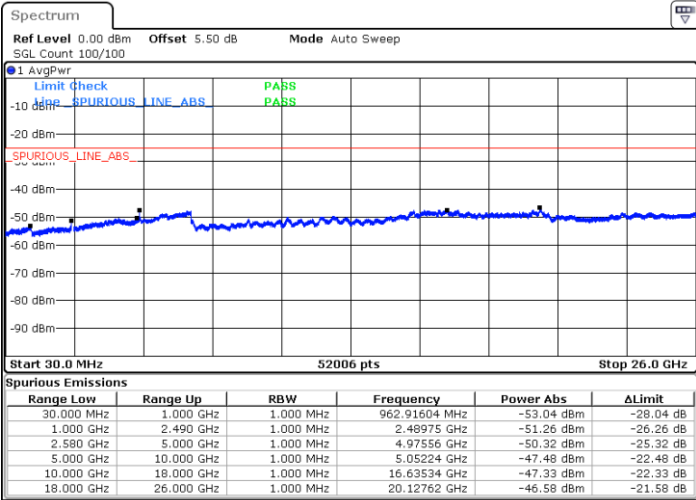
Date: 20 APR 2018 11:15:30



LTE Band 7 / 20MHz

Middle Channel / QPSK

Middle Channel / 16QAM

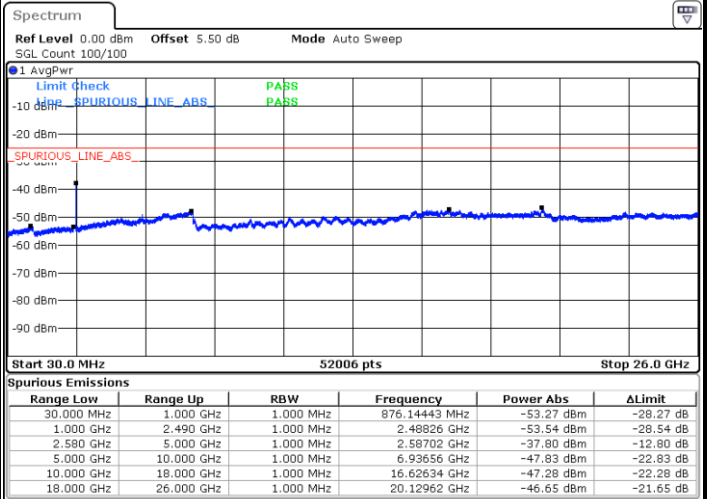
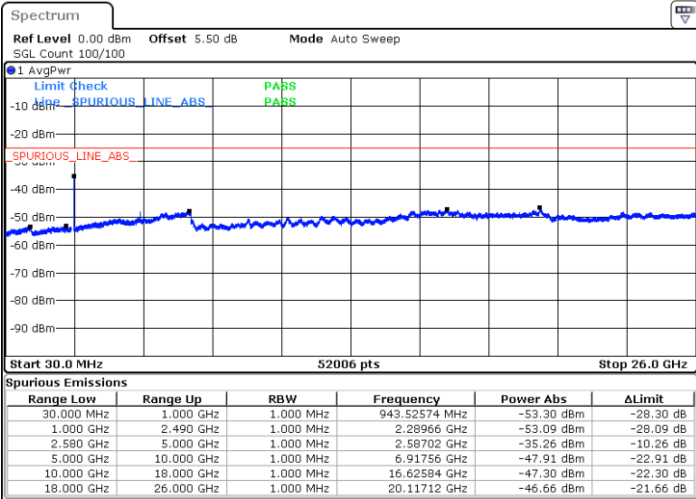


Date: 20 APR 2018 11:17:19

Date: 20 APR 2018 11:18:14

Highest Channel / QPSK

Highest Channel / 16QAM



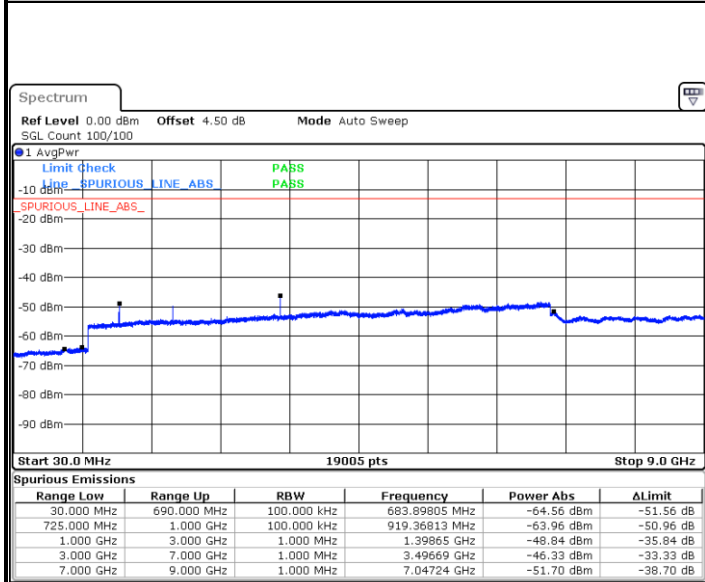
Date: 20 APR 2018 11:26:04

Date: 20 APR 2018 11:25:09



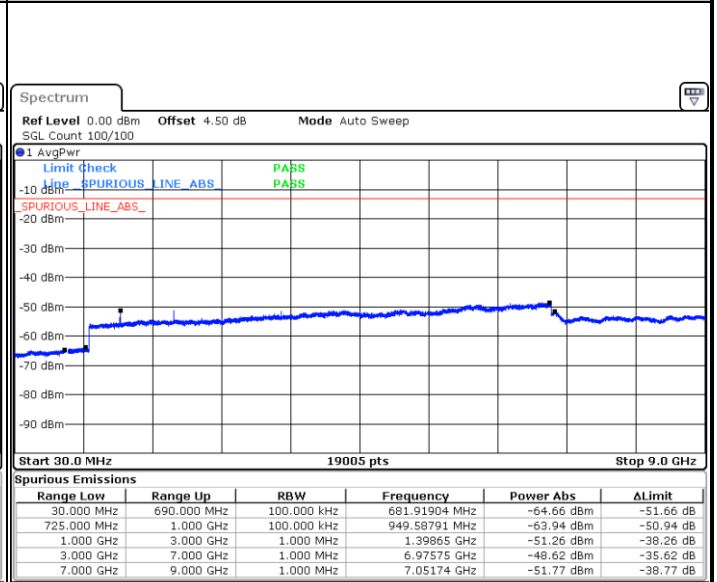
LTE Band 12 / 1.4MHz

Lowest Channel / QPSK



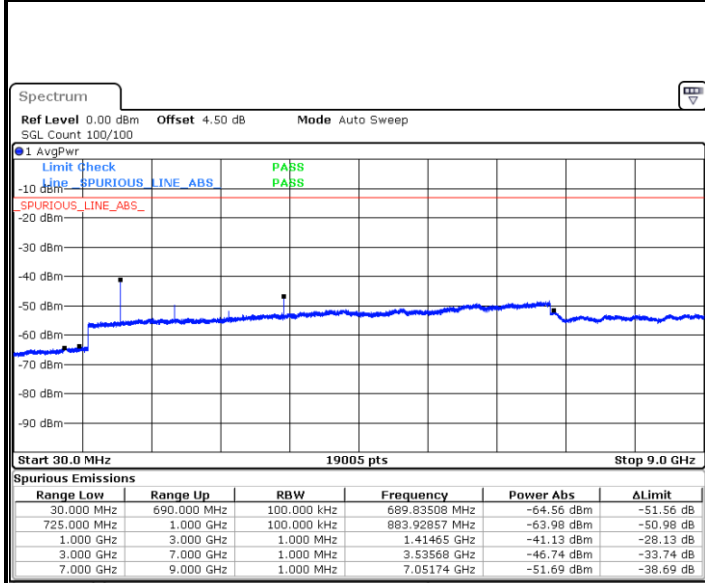
Date: 19 APR 2018 09:38:04

Lowest Channel / 16QAM



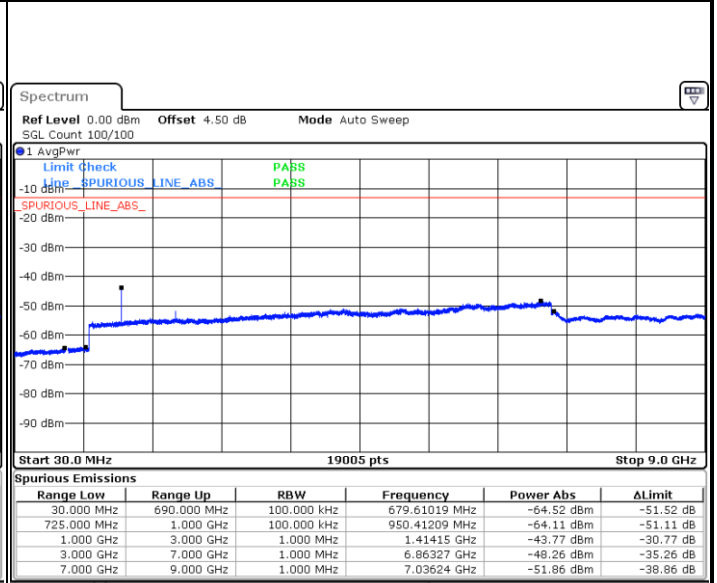
Date: 19 APR 2018 09:39:00

Middle Channel / QPSK



Date: 19 APR 2018 09:40:50

Middle Channel / 16QAM

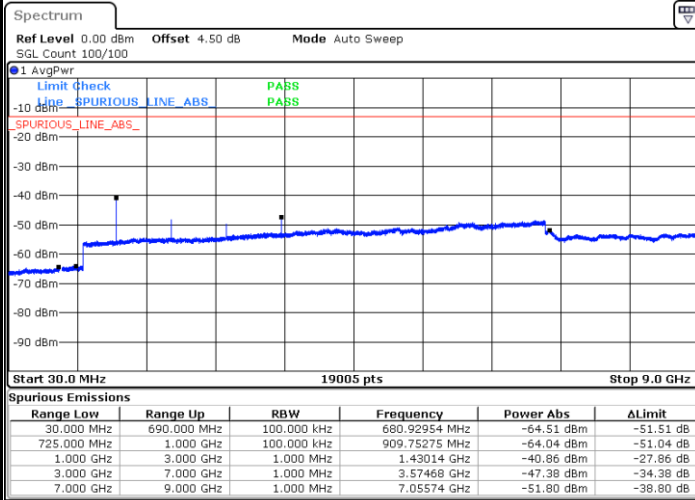


Date: 19 APR 2018 09:39:55



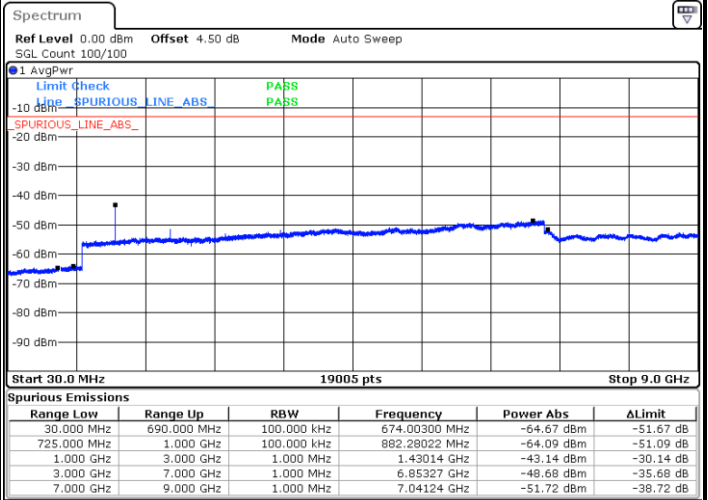
LTE Band 12 / 1.4MHz

Highest Channel / QPSK



Date: 19 APR 2018 09:41:46

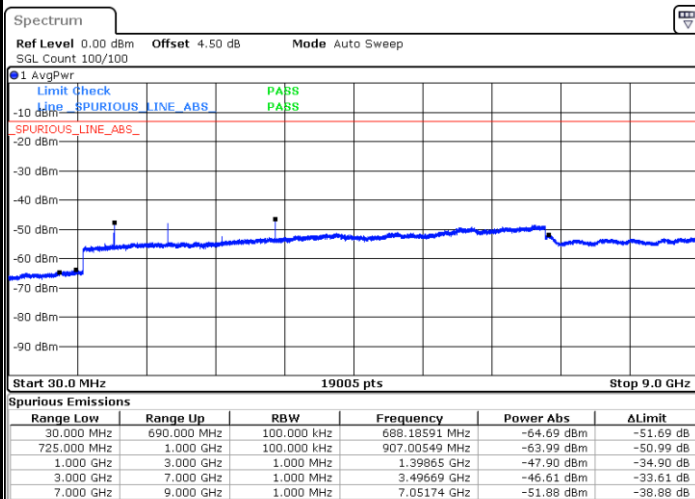
Highest Channel / 16QAM



Date: 19 APR 2018 09:42:41

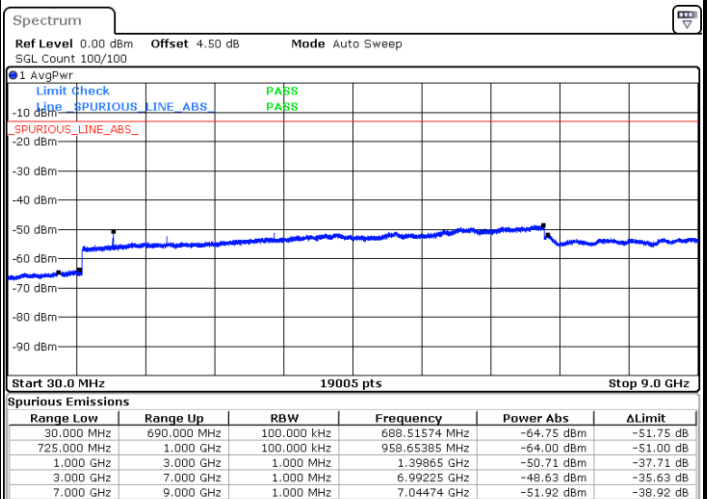
LTE Band 12 / 3MHz

Lowest Channel / QPSK



Date: 19 APR 2018 09:54:49

Lowest Channel / 16QAM



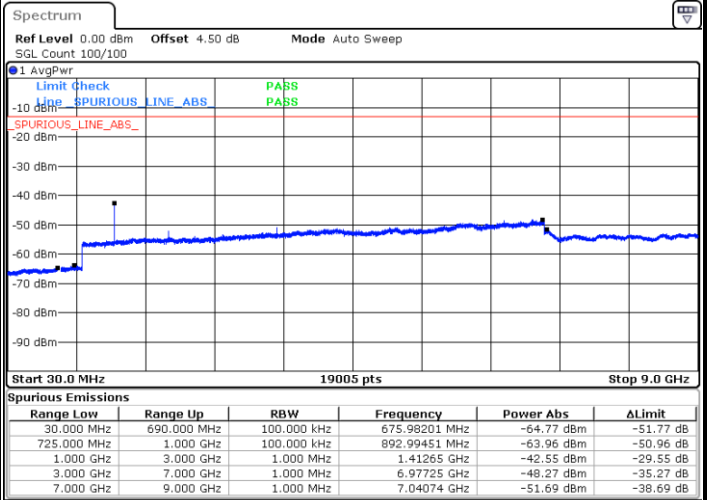
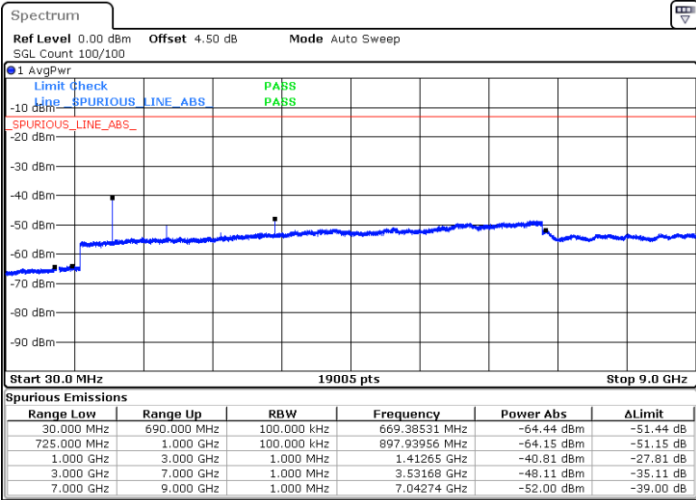
Date: 19 APR 2018 09:55:44



LTE Band 12 / 3MHz

Middle Channel / QPSK

Middle Channel / 16QAM

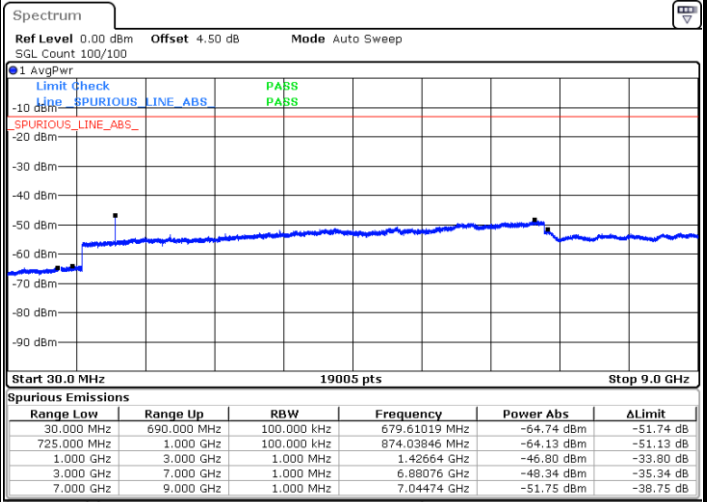
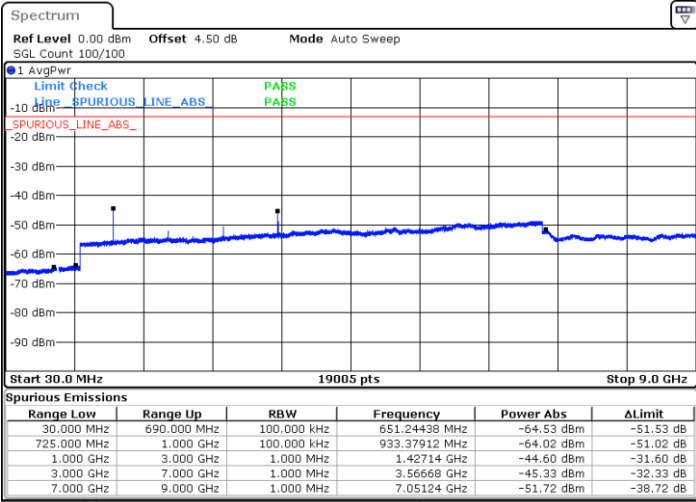


Date: 19 APR 2018 09:57:35

Date: 19 APR 2018 09:56:40

Highest Channel / QPSK

Highest Channel / 16QAM



Date: 19 APR 2018 09:58:30

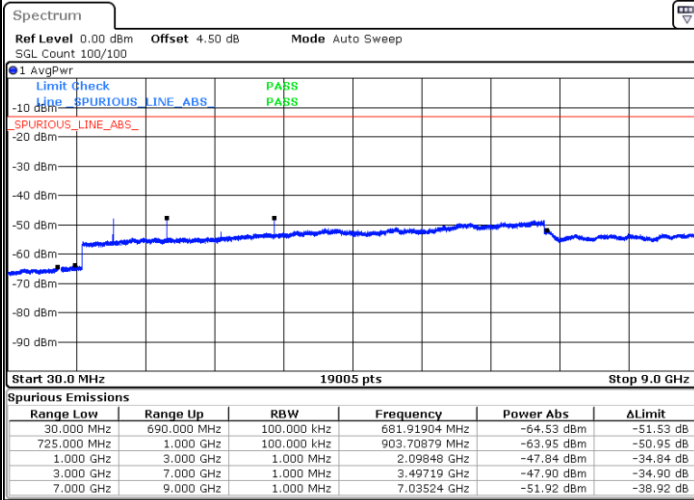
Date: 19 APR 2018 09:59:26



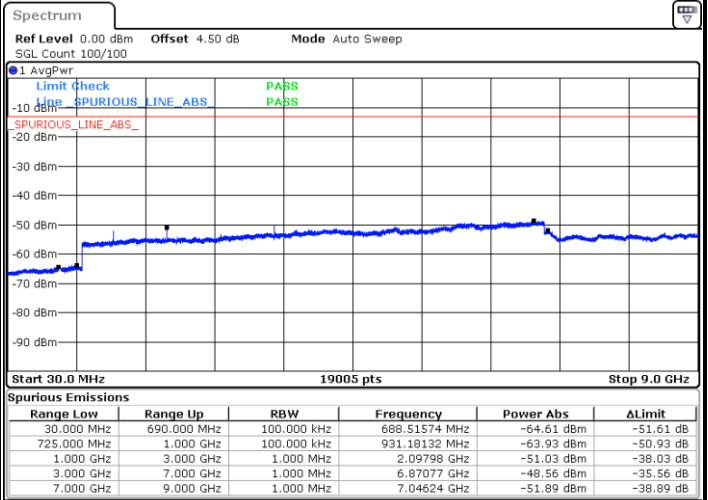
LTE Band 12 / 5MHz

Lowest Channel / QPSK

Lowest Channel / 16QAM



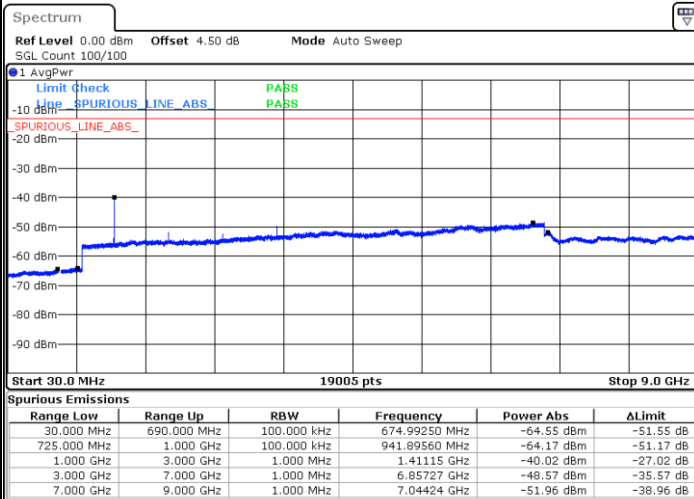
Date: 19.APR.2018 10:11:34



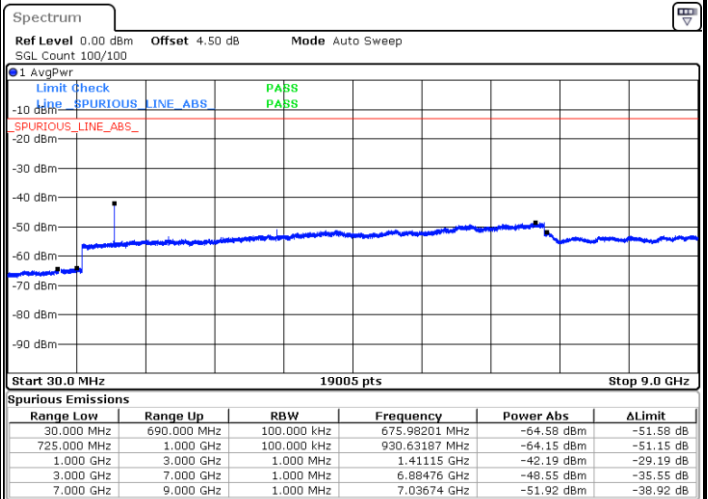
Date: 19.APR.2018 10:12:30

Middle Channel / QPSK

Middle Channel / 16QAM



Date: 19.APR.2018 10:14:20



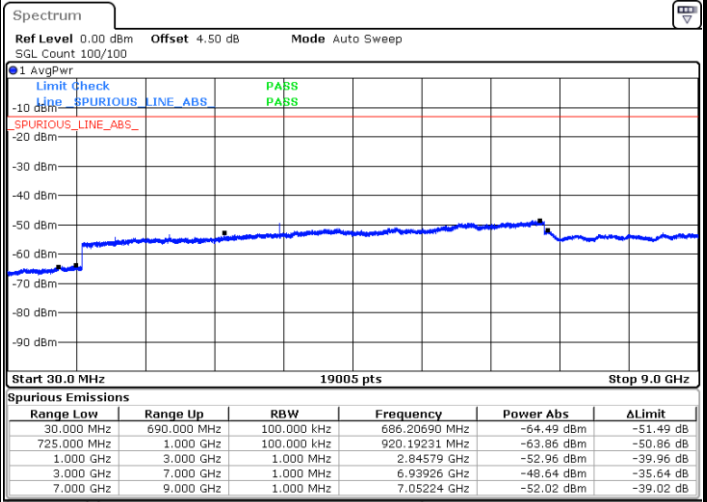
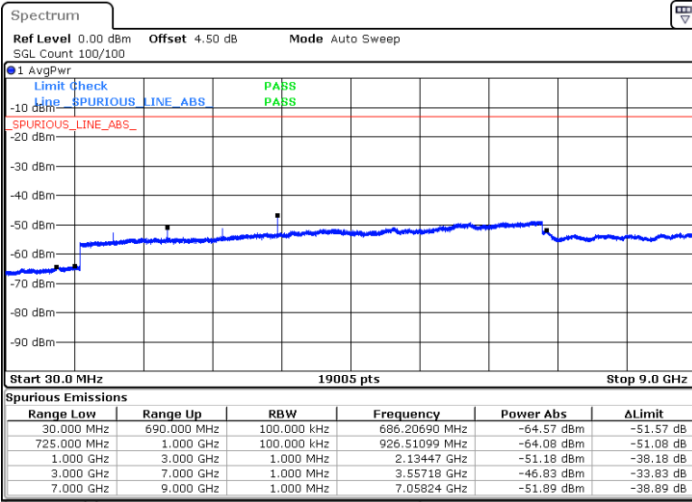
Date: 19.APR.2018 10:13:25



LTE Band 12 / 5MHz

Highest Channel / QPSK

Highest Channel / 16QAM



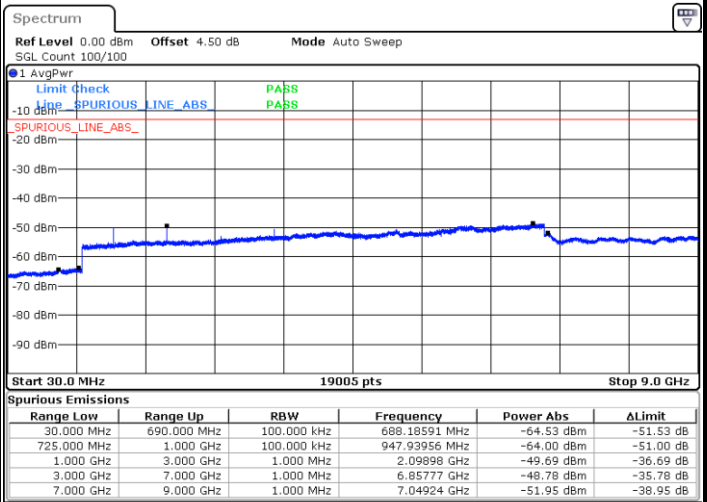
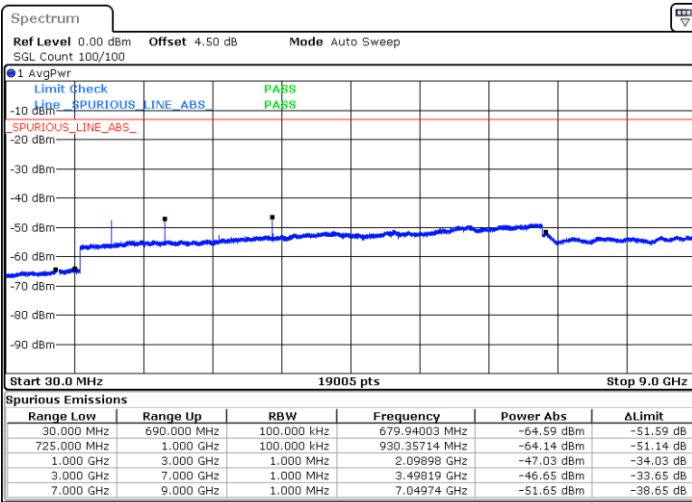
Date: 19 APR 2018 10:15:15

Date: 19 APR 2018 10:16:10

LTE Band 12 / 10MHz

Lowest Channel / QPSK

Lowest Channel / 16QAM



Date: 19 APR 2018 10:28:19

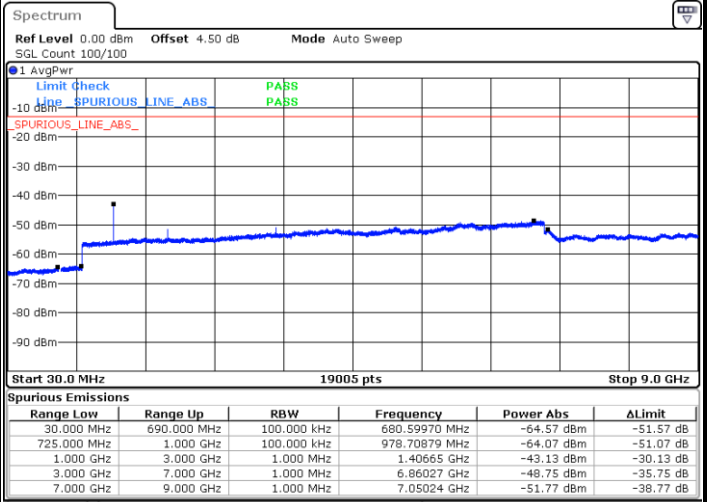
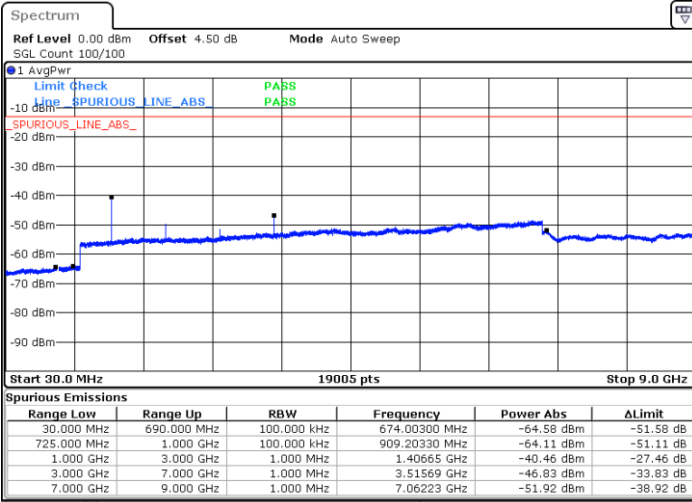
Date: 19 APR 2018 10:29:14



LTE Band 12 / 10MHz

Middle Channel / QPSK

Middle Channel / 16QAM

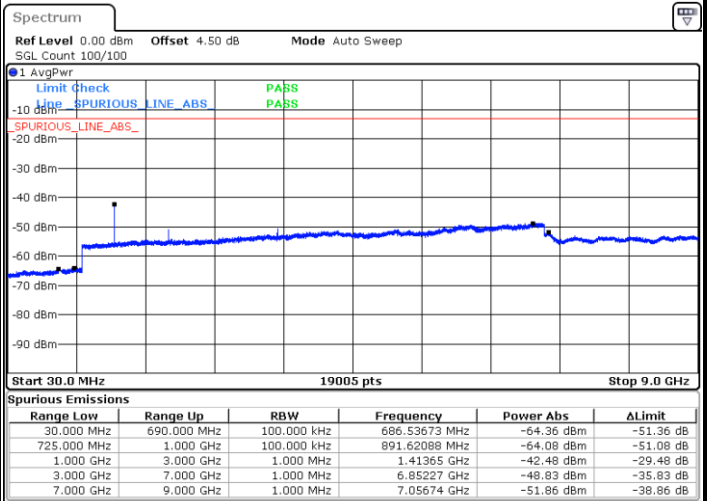
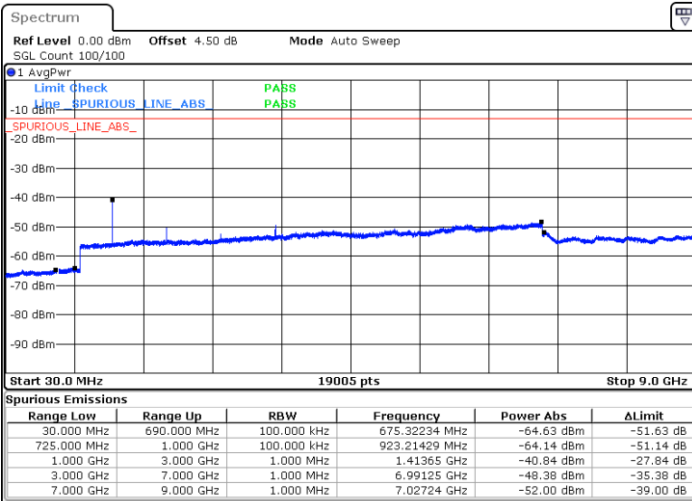


Date: 19 APR 2018 10:31:05

Date: 19 APR 2018 10:30:09

Highest Channel / QPSK

Highest Channel / 16QAM



Date: 19 APR 2018 10:32:00

Date: 19 APR 2018 10:32:55



Frequency Stability

Test Conditions		LTE Band 2 (QPSK) / Middle Channel	Limit
Temperature (°C)	Voltage (Volt)	BW 10MHz	Note 2.
		Deviation (ppm)	Result
50	Normal Voltage	0.0021	PASS
40	Normal Voltage	0.0002	
30	Normal Voltage	0.0007	
20(Ref.)	Normal Voltage	0.0000	
10	Normal Voltage	0.0035	
0	Normal Voltage	0.0026	
-10	Normal Voltage	0.0028	
-20	Normal Voltage	0.0012	
-30	Normal Voltage	0.0016	
20	Maximum Voltage	0.0017	
20	Normal Voltage	0.0002	
20	Battery End Point	0.0003	

Note:

1. Normal Voltage =3.82 V. ; Battery End Point (BEP) =3.5 V. ; Maximum Voltage =4.4 V.
2. Note: The frequency fundamental emissions stay within the authorized frequency block.



Test Conditions		LTE Band 4 (QPSK) / Middle Channel	Limit
Temperature (°C)	Voltage (Volt)	BW 10MHz	Note 2.
		Deviation (ppm)	Result
50	Normal Voltage	0.0015	PASS
40	Normal Voltage	0.0004	
30	Normal Voltage	0.0064	
20(Ref.)	Normal Voltage	0.0000	
10	Normal Voltage	0.0045	
0	Normal Voltage	0.0011	
-10	Normal Voltage	0.0043	
-20	Normal Voltage	0.0017	
-30	Normal Voltage	0.0054	
20	Maximum Voltage	0.0041	
20	Normal Voltage	0.0036	
20	Battery End Point	0.0014	

Note:

1. Normal Voltage =3.82 V. ; Battery End Point (BEP) =3.5 V. ; Maximum Voltage =4.4 V.
2. Note: The frequency fundamental emissions stay within the authorized frequency block.



Test Conditions		LTE Band 5 (QPSK) / Middle Channel	Limit
Temperature (°C)	Voltage (Volt)	BW 10MHz	2.5ppm
		Deviation (ppm)	Result
50	Normal Voltage	0.0008	PASS
40	Normal Voltage	0.0006	
30	Normal Voltage	0.0071	
20(Ref.)	Normal Voltage	0.0000	
10	Normal Voltage	0.0041	
0	Normal Voltage	0.0014	
-10	Normal Voltage	0.0056	
-20	Normal Voltage	0.0019	
-30	Normal Voltage	0.0079	
20	Maximum Voltage	0.0042	
20	Normal Voltage	0.0055	
20	Battery End Point	0.0011	

Note: Normal Voltage =3.82 ; Battery End Point (BEP) =3.5V. ; Maximum Voltage =4.4V.



Test Conditions		LTE Band 7 (QPSK) / Middle Channel	Limit
Temperature (°C)	Voltage (Volt)	BW 10MHz	Note 2.
		Deviation (ppm)	Result
50	Normal Voltage	0.0015	PASS
40	Normal Voltage	0.0010	
30	Normal Voltage	0.0002	
20(Ref.)	Normal Voltage	0.0000	
10	Normal Voltage	0.0008	
0	Normal Voltage	0.0013	
-10	Normal Voltage	0.0003	
-20	Normal Voltage	0.0007	
-30	Normal Voltage	0.0001	
20	Maximum Voltage	0.0012	
20	Normal Voltage	0.0004	
20	Battery End Point	0.0006	

Note:

1. Normal Voltage =3.82 V. ; Battery End Point (BEP) =3.5 V. ; Maximum Voltage =4.4 V.
2. Note: The frequency fundamental emissions stay within the authorized frequency block.



Test Conditions		LTE Band 12 (QPSK) / Middle Channel	Limit
Temperature (°C)	Voltage (Volt)	BW 10MHz	Note 2.
		Deviation (ppm)	Result
50	Normal Voltage	0.0065	PASS
40	Normal Voltage	0.0004	
30	Normal Voltage	0.0078	
20(Ref.)	Normal Voltage	0.0000	
10	Normal Voltage	0.0008	
0	Normal Voltage	0.0071	
-10	Normal Voltage	0.0061	
-20	Normal Voltage	0.0010	
-30	Normal Voltage	0.0068	
20	Maximum Voltage	0.0018	
20	Normal Voltage	0.0073	
20	Battery End Point	0.0028	

Note:

1. Normal Voltage =3.82 V. ; Battery End Point (BEP) =3.5 V. ; Maximum Voltage =4.4 V.
2. Note: The frequency fundamental emissions stay within the authorized frequency block.



Appendix B. Test Results of Radiated Test

Radiated Spurious Emission

LTE Band 2 / 1.4MHz / QPSK									
Channel	Frequency (MHz)	EIRP (dBm)	Limit (dBm)	Over Limit (dB)	SPA Reading (dBm)	S.G. Power (dBm)	TX Cable loss (dB)	TX Antenna Gain (dBi)	Polarization (H/V)
Lowest	3700.14	-48.14	-13	-35.14	-61.76	-55.83	4.87	12.56	H
	5550.21	-47.08	-13	-34.08	-63.68	-52.98	7.12	13.02	H
	7400.28	-46.51	-13	-33.51	-66.49	-50.24	7.59	11.32	H
	9250.35	-39.47	-13	-26.47	-64.19	-43.31	8.01	11.85	H
	3700.14	-48.32	-13	-35.32	-62.65	-56.01	4.87	12.56	V
	5550.21	-45.06	-13	-32.06	-61.59	-50.96	7.12	13.02	V
	7400.28	-47.41	-13	-34.41	-67.05	-51.14	7.59	11.32	V
	9250.35	-40.05	-13	-27.05	-64.03	-43.89	8.01	11.85	V
Middle	3758.74	-47.01	-13	-34.01	-60.63	-54.61	5.00	12.60	H
	5638.11	-66.91	-13	-53.91	-66.91	-72.71	7.30	13.10	H
	7517.48	-51.37	-13	-38.37	-71.35	-54.94	7.73	11.30	H
	9396.85	-46.36	-13	-33.36	-71.08	-50.14	8.12	11.90	H
	3758.74	-45.17	-13	-32.17	-59.5	-52.77	5.00	12.60	V
	5638.11	-53.05	-13	-40.05	-69.58	-58.85	7.30	13.10	V
	7517.48	-51.12	-13	-38.12	-70.76	-54.69	7.73	11.30	V
	9396.85	-47.84	-13	-34.84	-71.82	-51.62	8.12	11.90	V
Highest	3817.34	-41.20	-13	-28.20	-55.24	-48.49	5.36	12.65	H
	5726.01	-48.72	-13	-35.72	-65.32	-54.40	7.52	13.20	H
	7634.68	-47.54	-13	-34.54	-67.52	-51.05	7.85	11.36	H
	9543.35	-48.43	-13	-35.43	-73.15	-52.09	8.31	11.97	H
	3817.34	-40.49	-13	-27.49	-55.47	-47.78	5.36	12.65	V
	5726.01	-46.19	-13	-33.19	-62.72	-51.87	7.52	13.20	V
	7634.68	-48.90	-13	-35.90	-68.54	-52.41	7.85	11.36	V
	9543.35	-48.78	-13	-35.78	-72.76	-52.44	8.31	11.97	V

Remark: Spurious emissions within 30-1000MHz were found more than 20dB below limit line.



LTE Band 2 / 3MHz / QPSK									
Channel	Frequency (MHz)	EIRP (dBm)	Limit (dBm)	Over Limit (dB)	SPA Reading (dBm)	S.G. Power (dBm)	TX Cable loss (dB)	TX Antenna Gain (dBi)	Polarization (H/V)
Lowest	3700.3	-46.96	-13	-33.96	-60.58	-54.65	4.87	12.56	H
	5550.45	-49.91	-13	-36.91	-66.51	-55.81	7.12	13.02	H
	7400.6	-45.50	-13	-32.50	-65.48	-49.23	7.59	11.32	H
	9250.75	-40.54	-13	-27.54	-65.26	-44.38	8.01	11.85	H
	3700.3	-47.14	-13	-34.14	-61.47	-54.83	4.87	12.56	V
	5550.45	-46.00	-13	-33.00	-62.53	-51.90	7.12	13.02	V
	7400.6	-46.32	-13	-33.32	-65.96	-50.05	7.59	11.32	V
	9250.75	-41.32	-13	-28.32	-65.3	-45.16	8.01	11.85	V
Middle	3757.30	-43.93	-13	-30.93	-57.55	-51.53	5.00	12.60	H
	5635.95	-50.89	-13	-37.89	-67.49	-56.69	7.30	13.10	H
	7514.60	-47.81	-13	-34.81	-67.79	-51.38	7.73	11.30	H
	9393.25	-44.43	-13	-31.43	-69.15	-48.21	8.12	11.90	H
	3757.30	-43.79	-13	-30.79	-58.12	-51.39	5.00	12.60	V
	5635.95	-69.21	-13	-56.21	-69.21	-75.01	7.30	13.10	V
	7514.60	-48.24	-13	-35.24	-67.88	-51.81	7.73	11.30	V
	9393.25	-44.76	-13	-31.76	-68.74	-48.54	8.12	11.90	V
Highest	3814.3	-36.33	-13	-23.33	-51.52	-43.62	5.36	12.65	H
	5721.45	-50.10	-13	-37.10	-66.70	-55.78	7.52	13.20	H
	7628.6	-46.19	-13	-33.19	-66.17	-49.70	7.85	11.36	H
	9535.75	-46.73	-13	-33.73	-71.45	-50.39	8.31	11.97	H
	3814.3	-36.52	-13	-23.52	-52.43	-43.81	5.36	12.65	V
	5721.45	-50.50	-13	-37.50	-67.03	-56.18	7.52	13.20	V
	7628.6	-45.40	-13	-32.40	-65.04	-48.91	7.85	11.36	V
	9535.75	-46.88	-13	-33.88	-70.86	-50.54	8.31	11.97	V

Remark: Spurious emissions within 30-1000MHz were found more than 20dB below limit line.



LTE Band 2 / 5MHz / QPSK									
Channel	Frequency (MHz)	EIRP (dBm)	Limit (dBm)	Over Limit (dB)	SPA Reading (dBm)	S.G. Power (dBm)	TX Cable loss (dB)	TX Antenna Gain (dBi)	Polarization (H/V)
Lowest	3700.5	-49.24	-13	-36.24	-62.86	-56.93	4.87	12.56	H
	5550.75	-49.54	-13	-36.54	-66.14	-55.44	7.12	13.02	H
	7401	-46.83	-13	-33.83	-66.81	-50.56	7.59	11.32	H
	9251.25	-37.65	-13	-24.65	-62.37	-41.49	8.01	11.85	H
	3700.5	-48.37	-13	-35.37	-62.7	-56.06	4.87	12.56	V
	5550.75	-49.68	-13	-36.68	-66.21	-55.58	7.12	13.02	V
	7401	-47.97	-13	-34.97	-67.61	-51.70	7.59	11.32	V
	9251.25	-40.60	-13	-27.60	-64.58	-44.44	8.01	11.85	V
Middle	3755.50	-45.98	-13	-32.98	-59.60	-53.58	5.00	12.60	H
	5633.25	-52.87	-13	-39.87	-69.47	-58.67	7.30	13.10	H
	7511.00	-48.03	-13	-35.03	-68.01	-51.60	7.73	11.30	H
	9388.75	-43.96	-13	-30.96	-68.68	-47.74	8.12	11.90	H
	3755.50	-44.41	-13	-31.41	-58.74	-52.01	5.00	12.60	V
	5633.25	-53.48	-13	-40.48	-70.01	-59.28	7.30	13.10	V
	7511.00	-48.68	-13	-35.68	-68.32	-52.25	7.73	11.30	V
	9388.75	-44.54	-13	-31.54	-68.52	-48.32	8.12	11.90	V
Highest	3810.5	-38.82	-13	-25.82	-53.33	-46.11	5.36	12.65	H
	5715.75	-51.68	-13	-38.68	-68.28	-57.36	7.52	13.20	H
	7621	-47.57	-13	-34.57	-67.55	-51.08	7.85	11.36	H
	9526.25	-48.91	-13	-35.91	-73.63	-52.57	8.31	11.97	H
	3810.5	-37.28	-13	-24.28	-53.18	-44.57	5.36	12.65	V
	5715.75	-50.78	-13	-37.78	-67.31	-56.46	7.52	13.20	V
	7621	-47.84	-13	-34.84	-67.48	-51.35	7.85	11.36	V
	9526.25	-49.13	-13	-36.13	-73.11	-52.79	8.31	11.97	V

Remark: Spurious emissions within 30-1000MHz were found more than 20dB below limit line.



LTE Band 2 / 10MHz / QPSK									
Channel	Frequency (MHz)	EIRP (dBm)	Limit (dBm)	Over Limit (dB)	SPA Reading (dBm)	S.G. Power (dBm)	TX Cable loss (dB)	TX Antenna Gain (dBi)	Polarization (H/V)
Lowest	3701	-48.21	-13	-35.21	-61.83	-55.90	4.87	12.56	H
	5551.5	-42.00	-13	-29.00	-58.60	-47.90	7.12	13.02	H
	7402	-43.79	-13	-30.79	-63.77	-47.52	7.59	11.32	H
	9252.5	-42.37	-13	-29.37	-67.09	-46.21	8.01	11.85	H
	3701	-47.39	-13	-34.39	-61.72	-55.08	4.87	12.56	V
	5551.5	-65.25	-13	-52.25	-65.25	-71.15	7.12	13.02	V
	7402	-47.66	-13	-34.66	-67.3	-51.39	7.59	11.32	V
	9252.5	-41.77	-13	-28.77	-65.75	-45.61	8.01	11.85	V
Middle	3751.00	-46.85	-13	-33.85	-60.47	-54.45	5.00	12.60	H
	5626.50	-51.90	-13	-38.90	-68.50	-57.70	7.30	13.10	H
	7502.00	-50.44	-13	-37.44	-70.42	-54.01	7.73	11.30	H
	9377.50	-45.21	-13	-32.21	-69.93	-48.99	8.12	11.90	H
	3751.00	-45.02	-13	-32.02	-59.35	-52.62	5.00	12.60	V
	5626.50	-51.22	-13	-38.22	-67.75	-57.02	7.30	13.10	V
	7502.00	-50.50	-13	-37.50	-70.14	-54.07	7.73	11.30	V
	9377.50	-47.32	-13	-34.32	-71.3	-51.10	8.12	11.90	V
Highest	3802	-43.73	-13	-30.73	-57.35	-51.02	5.36	12.65	H
	5703	-51.94	-13	-38.94	-68.54	-57.62	7.52	13.20	H
	7604	-49.13	-13	-36.13	-69.11	-52.64	7.85	11.36	H
	9505	-48.23	-13	-35.23	-72.95	-51.89	8.31	11.97	H
	3802	-42.24	-13	-29.24	-56.57	-49.53	5.36	12.65	V
	5703	-51.98	-13	-38.98	-68.51	-57.66	7.52	13.20	V
	7604	-49.62	-13	-36.62	-69.26	-53.13	7.85	11.36	V
	9505	-49.30	-13	-36.30	-73.28	-52.96	8.31	11.97	V

Remark: Spurious emissions within 30-1000MHz were found more than 20dB below limit line.



LTE Band 2 / 15MHz / QPSK									
Channel	Frequency (MHz)	EIRP (dBm)	Limit (dBm)	Over Limit (dB)	SPA Reading (dBm)	S.G. Power (dBm)	TX Cable loss (dB)	TX Antenna Gain (dBi)	Polarization (H/V)
Lowest	3701.5	-49.58	-13	-36.58	-63.20	-57.27	4.87	12.56	H
	5552.25	-42.19	-13	-29.19	-58.79	-48.09	7.12	13.02	H
	7403	-45.89	-13	-32.89	-65.87	-49.62	7.59	11.32	H
	9253.75	-37.99	-13	-24.99	-62.71	-41.83	8.01	11.85	H
	3701.5	-45.17	-13	-32.17	-59.5	-52.86	4.87	12.56	V
	5552.25	-48.20	-13	-35.20	-64.73	-54.10	7.12	13.02	V
	7403	-46.79	-13	-33.79	-66.43	-50.52	7.59	11.32	V
	9253.75	-41.06	-13	-28.06	-65.04	-44.90	8.01	11.85	V
Middle	3746.50	-46.44	-13	-33.44	-60.06	-54.04	5.00	12.60	H
	5619.75	-49.01	-13	-36.01	-65.61	-54.81	7.30	13.10	H
	7493.00	-50.61	-13	-37.61	-70.59	-54.18	7.73	11.30	H
	9366.25	-45.55	-13	-32.55	-70.27	-49.33	8.12	11.90	H
	3746.50	-46.03	-13	-33.03	-60.36	-53.63	5.00	12.60	V
	5619.75	-50.21	-13	-37.21	-66.74	-56.01	7.30	13.10	V
	7493.00	-50.62	-13	-37.62	-70.26	-54.19	7.73	11.30	V
	9366.25	-46.33	-13	-33.33	-70.31	-50.11	8.12	11.90	V
Highest	3791.5	-44.44	-13	-31.44	-58.06	-51.73	5.36	12.65	H
	5687.25	-50.00	-13	-37.00	-66.60	-55.68	7.52	13.20	H
	7583	-48.96	-13	-35.96	-68.94	-52.47	7.85	11.36	H
	9478.75	-47.07	-13	-34.07	-71.79	-50.73	8.31	11.97	H
	3791.5	-43.03	-13	-30.03	-57.36	-50.32	5.36	12.65	V
	5687.25	-48.06	-13	-35.06	-64.59	-53.74	7.52	13.20	V
	7583	-48.93	-13	-35.93	-68.57	-52.44	7.85	11.36	V
	9478.75	-47.80	-13	-34.80	-71.78	-51.46	8.31	11.97	V

Remark: Spurious emissions within 30-1000MHz were found more than 20dB below limit line.



LTE Band 2 / 20MHz / QPSK									
Channel	Frequency (MHz)	EIRP (dBm)	Limit (dBm)	Over Limit (dB)	SPA Reading (dBm)	S.G. Power (dBm)	TX Cable loss (dB)	TX Antenna Gain (dBi)	Polarization (H/V)
Lowest	3702	-49.87	-13	-36.87	-63.49	-57.56	4.87	12.56	H
	5553	-43.85	-13	-30.85	-60.45	-49.75	7.12	13.02	H
	7404	-48.10	-13	-35.10	-68.08	-51.83	7.59	11.32	H
	9255	-41.00	-13	-28.00	-65.72	-44.84	8.01	11.85	H
	3702	-47.64	-13	-34.64	-61.97	-55.33	4.87	12.56	V
	5553	-47.14	-13	-34.14	-63.67	-53.04	7.12	13.02	V
	7404	-48.07	-13	-35.07	-67.71	-51.80	7.59	11.32	V
Middle	3742.00	-48.11	-13	-35.11	-61.73	-55.71	5.00	12.60	H
	5613.00	-49.72	-13	-36.72	-66.32	-55.52	7.30	13.10	H
	7484.00	-50.57	-13	-37.57	-70.55	-54.14	7.73	11.30	H
	9355.00	-46.11	-13	-33.11	-70.83	-49.89	8.12	11.90	H
	3742.00	-47.06	-13	-34.06	-61.39	-54.66	5.00	12.60	V
	5613.00	-51.61	-13	-38.61	-68.14	-57.41	7.30	13.10	V
	7484.00	-51.30	-13	-38.30	-70.94	-54.87	7.73	11.30	V
Highest	9355.00	-45.96	-13	-32.96	-69.94	-49.74	8.12	11.90	V
	3782	-42.61	-13	-29.61	-56.23	-49.90	5.36	12.65	H
	5673	-50.73	-13	-37.73	-67.33	-56.41	7.52	13.20	H
	7564	-48.37	-13	-35.37	-68.35	-51.88	7.85	11.36	H
	9455	-46.92	-13	-33.92	-71.64	-50.58	8.31	11.97	H
	3782	-42.89	-13	-29.89	-57.22	-50.18	5.36	12.65	V
	5673	-51.49	-13	-38.49	-68.02	-57.17	7.52	13.20	V
7564	-48.08	-13	-35.08	-67.72	-51.59	7.85	11.36	V	
9455	-48.14	-13	-35.14	-72.12	-51.80	8.31	11.97	V	

Remark: Spurious emissions within 30-1000MHz were found more than 20dB below limit line.



LTE Band 4 / 1.4MHz / QPSK / RB Size 1 Offset 0									
Channel	Frequency (MHz)	EIRP (dBm)	Limit (dBm)	Over Limit (dB)	SPA Reading (dBm)	S.G. Power (dBm)	TX Cable loss (dB)	TX Antenna Gain (dBi)	Polarization (H/V)
Lowest	3420.32	-62.02	-13	-49.02	-75.72	-69.94	4.66	12.58	H
	5130.48	-52.05	-13	-39.05	-69.98	-58.41	6.31	12.67	H
	6840.64	-57.00	-13	-44.00	-76.62	-61.60	8.35	12.95	H
	8550	-39.95	-13	-26.95	-62.38	-43.28	7.97	11.30	H
	3420.32	-66.71	-13	-53.71	-78.12	-74.63	4.66	12.58	V
	5130.48	-60.44	-13	-47.44	-74.05	-66.80	6.31	12.67	V
	6840.64	-61.75	-13	-48.75	-80.87	-66.35	8.35	12.95	V
	8550	-43.89	-13	-30.89	-64.19	-47.22	7.97	11.30	V
Middle	3463.74	-56.23	-13	-43.23	-69.93	-64.17	4.66	12.60	H
	5195.61	-45.08	-13	-32.08	-63.01	-51.47	6.31	12.70	H
	6927.48	-55.50	-13	-42.50	-75.12	-60.15	8.35	13.00	H
	8658	-43.21	-13	-30.21	-65.64	-47.14	7.97	11.90	H
	3463.74	-61.83	-13	-48.83	-73.24	-69.77	4.66	12.60	V
	5195.61	-57.51	-13	-44.51	-71.12	-63.90	6.31	12.70	V
	6927.48	-61.10	-13	-48.10	-80.22	-65.75	8.35	13.00	V
	8658	-43.29	-13	-30.29	-63.59	-47.22	7.97	11.90	V
Highest	3507.52	-59.36	-13	-46.36	-73.06	-67.36	4.66	12.66	H
	5261.28	-57.44	-13	-44.44	-75.37	-63.88	6.31	12.75	H
	7015.04	-55.86	-13	-42.86	-75.48	-60.63	8.35	13.12	H
	8766	-38.36	-13	-25.36	-60.79	-42.37	7.97	11.98	H
	3507.52	-61.53	-13	-48.53	-72.94	-69.53	4.66	12.66	V
	5261.28	-60.76	-13	-47.76	-74.37	-67.20	6.31	12.75	V
	7015.04	-56.25	-13	-43.25	-75.37	-61.02	8.35	13.12	V
	8766	-42.86	-13	-29.86	-63.16	-46.87	7.97	11.98	V

Remark: Spurious emissions within 30-1000MHz were found more than 20dB below limit line.



LTE Band 4 / 3MHz / QPSK / RB Size 1 Offset 0									
Channel	Frequency (MHz)	EIRP (dBm)	Limit (dBm)	Over Limit (dB)	SPA Reading (dBm)	S.G. Power (dBm)	TX Cable loss (dB)	TX Antenna Gain (dBi)	Polarization (H/V)
Lowest	3420.48	-62.27	-13	-49.27	-75.97	-70.19	4.66	12.58	H
	5130.72	-57.65	-13	-44.65	-75.58	-64.01	6.31	12.67	H
	6840.96	-57.02	-13	-44.02	-76.64	-61.62	8.35	12.95	H
	8550	-42.47	-13	-29.47	-64.90	-45.80	7.97	11.30	H
	3420.48	-67.47	-13	-54.47	-78.88	-75.39	4.66	12.58	V
	5130.72	-62.69	-13	-49.69	-76.3	-69.05	6.31	12.67	V
	6840.96	-61.86	-13	-48.86	-80.98	-66.46	8.35	12.95	V
8550	-44.00	-13	-31.00	-64.3	-47.33	7.97	11.30	V	
Middle	3462.48	-59.24	-13	-46.24	-72.94	-67.18	4.66	12.60	H
	5193.72	-56.33	-13	-43.33	-74.26	-62.72	6.31	12.70	H
	6924.96	-55.62	-13	-42.62	-75.24	-60.27	8.35	13.00	H
	8658	-42.62	-13	-29.62	-65.05	-46.55	7.97	11.90	H
	3462.48	-64.78	-13	-51.78	-76.19	-72.72	4.66	12.60	V
	5193.72	-58.57	-13	-45.57	-72.18	-64.96	6.31	12.70	V
	6924.96	-61.00	-13	-48.00	-80.12	-65.65	8.35	13.00	V
8658	-43.47	-13	-30.47	-63.77	-47.40	7.97	11.90	V	
Highest	3504.48	-59.30	-13	-46.30	-73.00	-67.30	4.66	12.66	H
	5256.72	-56.01	-13	-43.01	-73.94	-62.45	6.31	12.75	H
	7008.96	-54.78	-13	-41.78	-74.40	-59.55	8.35	13.12	H
	8760	-38.86	-13	-25.86	-61.29	-42.87	7.97	11.98	H
	3504.48	-67.69	-13	-54.69	-79.1	-75.69	4.66	12.66	V
	5256.72	-63.08	-13	-50.08	-76.69	-69.52	6.31	12.75	V
	7008.96	-59.63	-13	-46.63	-78.75	-64.40	8.35	13.12	V
8760	-38.91	-13	-25.91	-60.14	-42.92	7.97	11.98	V	

Remark: Spurious emissions within 30-1000MHz were found more than 20dB below limit line.



LTE Band 4 / 5MHz / QPSK / RB Size 1 Offset 0									
Channel	Frequency (MHz)	EIRP (dBm)	Limit (dBm)	Over Limit (dB)	SPA Reading (dBm)	S.G. Power (dBm)	TX Cable loss (dB)	TX Antenna Gain (dBi)	Polarization (H/V)
Lowest	3420.68	-63.35	-13	-50.35	-77.05	-71.27	4.66	12.58	H
	5131.02	-59.39	-13	-46.39	-77.32	-65.75	6.31	12.67	H
	6841.36	-56.46	-13	-43.46	-76.08	-61.06	8.35	12.95	H
	8550	-41.02	-13	-28.02	-63.45	-44.35	7.97	11.30	H
	3420.68	-65.64	-13	-52.64	-77.05	-73.56	4.66	12.58	V
	5131.02	-64.28	-13	-51.28	-77.89	-70.64	6.31	12.67	V
	6841.36	-61.15	-13	-48.15	-80.27	-65.75	8.35	12.95	V
8550	-42.75	-13	-29.75	-63.05	-46.08	7.97	11.30	V	
Middle	3460.68	-59.05	-13	-46.05	-72.75	-66.99	4.66	12.60	H
	5191.02	-53.82	-13	-40.82	-71.75	-60.21	6.31	12.70	H
	6921.36	-56.77	-13	-43.77	-76.39	-61.42	8.35	13.00	H
	8652	-42.35	-13	-29.35	-64.78	-46.28	7.97	11.90	H
	3460.68	-62.47	-13	-49.47	-73.88	-70.41	4.66	12.60	V
	5191.02	-56.74	-13	-43.74	-70.35	-63.13	6.31	12.70	V
	6921.36	-61.59	-13	-48.59	-80.71	-66.24	8.35	13.00	V
8652	-42.88	-13	-29.88	-63.18	-46.81	7.97	11.90	V	
Highest	3500.68	-60.07	-13	-47.07	-73.77	-68.07	4.66	12.66	H
	5251.02	-56.65	-13	-43.65	-74.58	-63.09	6.31	12.75	H
	7001.36	-55.28	-13	-42.28	-74.90	-60.05	8.35	13.12	H
	8754	-37.32	-13	-24.32	-59.75	-41.33	7.97	11.98	H
	3500.68	-67.50	-13	-54.50	-78.91	-75.50	4.66	12.66	V
	5251.02	-56.54	-13	-43.54	-70.15	-62.98	6.31	12.75	V
	7001.36	-59.40	-13	-46.40	-78.52	-64.17	8.35	13.12	V
8754	-40.28	-13	-27.28	-60.58	-44.29	7.97	11.98	V	

Remark: Spurious emissions within 30-1000MHz were found more than 20dB below limit line.



LTE Band 4 / 10MHz / QPSK / RB Size 1 Offset 0									
Channel	Frequency (MHz)	EIRP (dBm)	Limit (dBm)	Over Limit (dB)	SPA Reading (dBm)	S.G. Power (dBm)	TX Cable loss (dB)	TX Antenna Gain (dBi)	Polarization (H/V)
Lowest	3421.18	-64.81	-13	-51.81	-78.51	-72.73	4.66	12.58	H
	5131.77	-62.84	-13	-49.84	-80.77	-69.20	6.31	12.67	H
	6842.36	-57.94	-13	-44.94	-77.56	-62.54	8.35	12.95	H
	8550	-42.15	-13	-29.15	-64.58	-45.48	7.97	11.30	H
	3421.18	-68.79	-13	-55.79	-80.2	-76.71	4.66	12.58	V
	5131.77	-63.88	-13	-50.88	-77.49	-70.24	6.31	12.67	V
	6842.36	-62.83	-13	-49.83	-81.95	-67.43	8.35	12.95	V
	8550	-47.55	-13	-34.55	-67.85	-50.88	7.97	11.30	V
Middle	3456.18	-62.87	-13	-49.87	-76.57	-70.81	4.66	12.60	H
	5184.27	-62.00	-13	-49.00	-79.93	-68.39	6.31	12.70	H
	6912.36	-58.57	-13	-45.57	-78.19	-63.22	8.35	13.00	H
	8640	-43.40	-13	-30.40	-65.83	-47.33	7.97	11.90	H
	3456.18	-65.94	-13	-52.94	-77.35	-73.88	4.66	12.60	V
	5184.27	-63.00	-13	-50.00	-76.61	-69.39	6.31	12.70	V
	6912.36	-62.83	-13	-49.83	-81.95	-67.48	8.35	13.00	V
	8640	-48.56	-13	-35.56	-68.86	-52.49	7.97	11.90	V
Highest	3491.18	-58.42	-13	-45.42	-72.12	-66.42	4.66	12.66	H
	5236.77	-54.38	-13	-41.38	-72.31	-60.82	6.31	12.75	H
	6982.36	-57.39	-13	-44.39	-77.01	-62.16	8.35	13.12	H
	8730	-42.04	-13	-29.04	-64.47	-46.05	7.97	11.98	H
	3491.18	-66.01	-13	-53.01	-77.42	-74.01	4.66	12.66	V
	5236.77	-61.01	-13	-48.01	-74.62	-67.45	6.31	12.75	V
	6982.36	-61.75	-13	-48.75	-80.87	-66.52	8.35	13.12	V
	8730	-47.79	-13	-34.79	-68.09	-51.80	7.97	11.98	V

Remark: Spurious emissions within 30-1000MHz were found more than 20dB below limit line.



LTE Band 4 / 15MHz / QPSK / RB Size 1 Offset 0									
Channel	Frequency (MHz)	EIRP (dBm)	Limit (dBm)	Over Limit (dB)	SPA Reading (dBm)	S.G. Power (dBm)	TX Cable loss (dB)	TX Antenna Gain (dBi)	Polarization (H/V)
Lowest	3421.68	-65.40	-13	-52.40	-79.10	-73.32	4.66	12.58	H
	5132.52	-52.37	-13	-39.37	-70.30	-58.73	6.31	12.67	H
	6843.36	-57.76	-13	-44.76	-77.38	-62.36	8.35	12.95	H
	8556	-41.27	-13	-28.27	-63.70	-44.60	7.97	11.30	H
	3421.68	-68.98	-13	-55.98	-80.39	-76.90	4.66	12.58	V
	5132.52	-66.78	-13	-53.78	-70.07	-73.14	6.31	12.67	V
	6843.36	-50.95	-13	-37.95	-81.86	-55.55	8.35	12.95	V
8556	-45.75	-13	-32.75	-66.05	-49.08	7.97	11.30	V	
Middle	3451.68	-61.95	-13	-48.95	-75.65	-69.89	4.66	12.60	H
	5177.52	-52.28	-13	-39.28	-70.21	-58.67	6.31	12.70	H
	6903.36	-56.84	-13	-43.84	-76.46	-61.49	8.35	13.00	H
	8628	-43.75	-13	-30.75	-66.18	-47.68	7.97	11.90	H
	3451.68	-48.29	-13	-35.29	-59.7	-56.23	4.66	12.60	V
	5177.52	-55.35	-13	-42.35	-68.96	-61.74	6.31	12.70	V
	6903.36	-61.63	-13	-48.63	-80.75	-66.28	8.35	13.00	V
8628	-48.14	-13	-35.14	-68.44	-52.07	7.97	11.90	V	
Highest	3481.68	-60.32	-13	-47.32	-74.02	-68.32	4.66	12.66	H
	5222.52	-57.57	-13	-44.57	-75.50	-64.01	6.31	12.75	H
	6963.36	-56.29	-13	-43.29	-75.91	-61.06	8.35	13.12	H
	8706	-41.28	-13	-28.28	-63.71	-45.29	7.97	11.98	H
	3481.68	-62.98	-13	-49.98	-74.39	-70.98	4.66	12.66	V
	5222.52	-59.66	-13	-46.66	-73.27	-66.10	6.31	12.75	V
	6963.36	-60.73	-13	-47.73	-79.85	-65.50	8.35	13.12	V
8706	-44.32	-13	-31.32	-64.62	-48.33	7.97	11.98	V	

Remark: Spurious emissions within 30-1000MHz were found more than 20dB below limit line.



LTE Band 4 / 20MHz / QPSK / RB Size 1 Offset 0									
Channel	Frequency (MHz)	EIRP (dBm)	Limit (dBm)	Over Limit (dB)	SPA Reading (dBm)	S.G. Power (dBm)	TX Cable loss (dB)	TX Antenna Gain (dBi)	Polarization (H/V)
Lowest	3422.18	-63.86	-13	-50.86	-77.56	-71.78	4.66	12.58	H
	5133.27	-54.33	-13	-41.33	-72.26	-60.69	6.31	12.67	H
	6844.36	-56.68	-13	-43.68	-76.30	-61.28	8.35	12.95	H
	8556	-40.56	-13	-27.56	-62.99	-43.89	7.97	11.30	H
	3422.18	-64.74	-13	-51.74	-76.15	-72.66	4.66	12.58	V
	5133.27	-61.99	-13	-48.99	-75.6	-68.35	6.31	12.67	V
	6844.36	-61.94	-13	-48.94	-81.06	-66.54	8.35	12.95	V
8556	-42.32	-13	-29.32	-62.62	-45.65	7.97	11.30	V	
Middle	3447.18	-54.95	-13	-41.95	-68.65	-62.89	4.66	12.60	H
	5170.77	-51.59	-13	-38.59	-69.52	-57.98	6.31	12.70	H
	6894.36	-54.88	-13	-41.88	-74.50	-59.53	8.35	13.00	H
	8616	-41.76	-13	-28.76	-64.19	-45.69	7.97	11.90	H
	3447.18	-62.09	-13	-49.09	-73.5	-70.03	4.66	12.60	V
	5170.77	-58.55	-13	-45.55	-72.16	-64.94	6.31	12.70	V
	6894.36	-60.88	-13	-47.88	-80	-65.53	8.35	13.00	V
8616	-40.08	-13	-27.08	-60.38	-44.01	7.97	11.90	V	
Highest	3472.18	-63.05	-13	-50.05	-76.75	-71.05	4.66	12.66	H
	5208.27	-49.72	-13	-36.72	-67.65	-56.16	6.31	12.75	H
	6944.36	-55.51	-13	-42.51	-75.13	-60.28	8.35	13.12	H
	8682	-42.31	-13	-29.31	-64.74	-46.32	7.97	11.98	H
	3472.18	-65.37	-13	-52.37	-76.78	-73.37	4.66	12.66	V
	5208.27	-58.23	-13	-45.23	-71.84	-64.67	6.31	12.75	V
	6944.36	-60.53	-13	-47.53	-79.65	-65.30	8.35	13.12	V
8682	-44.56	-13	-31.56	-64.86	-48.57	7.97	11.98	V	

Remark: Spurious emissions within 30-1000MHz were found more than 20dB below limit line.



LTE Band 5 / 1.4MHz / QPSK / RB Size 1 Offset 0									
Channel	Frequency (MHz)	ERP (dBm)	Limit (dBm)	Over Limit (dB)	SPA Reading (dBm)	S.G. Power (dBm)	TX Cable loss (dB)	TX Antenna Gain (dBi)	Polarization (H/V)
Lowest	1649.92	-63.70	-13	-50.70	-65.41	-68.17	2.76	9.38	H
	2474.88	-64.24	-13	-51.24	-70.30	-70.21	2.45	10.57	H
	3299.84	-66.65	-13	-53.65	-74.65	-72.50	4.58	12.58	H
	1649.92	-64.09	-13	-51.09	-65.93	-68.56	2.76	9.38	V
	2474.88	-69.02	-13	-56.02	-74.97	-74.99	2.45	10.57	V
	3299.84	-65.96	-13	-52.96	-73.99	-71.81	4.58	12.58	V
Middle	1671.92	-63.54	-13	-50.54	-65.25	-67.91	2.88	9.40	H
	2507.88	-62.82	-13	-49.82	-68.88	-68.77	2.5	10.60	H
	3343.84	-66.78	-13	-53.78	-74.78	-72.60	4.63	12.60	H
	1671.92	-63.87	-13	-50.87	-65.71	-68.24	2.88	9.40	V
	2507.88	-66.47	-13	-53.47	-72.42	-72.42	2.50	10.60	V
	3343.84	-65.68	-13	-52.68	-73.71	-71.50	4.63	12.60	V
Highest	1695.52	-64.48	-13	-51.48	-66.19	-68.83	2.92	9.42	H
	2543.28	-64.93	-13	-51.93	-70.99	-70.78	2.63	10.63	H
	3391.04	-67.57	-13	-54.57	-75.57	-73.32	4.74	12.64	H
	1695.52	-64.24	-13	-51.24	-66.08	-68.59	2.92	9.42	V
	2543.28	-67.49	-13	-54.49	-73.44	-73.34	2.63	10.63	V
	3391.04	-68.09	-13	-55.09	-76.12	-71.84	4.74	10.64	V

Remark: Spurious emissions within 30-1000MHz were found more than 20dB below limit line.



LTE Band 5 / 3MHz / QPSK / RB Size 1 Offset 0									
Channel	Frequency (MHz)	ERP (dBm)	Limit (dBm)	Over Limit (dB)	SPA Reading (dBm)	S.G. Power (dBm)	TX Cable loss (dB)	TX Antenna Gain (dBi)	Polarization (H/V)
Lowest	1648.48	-62.19	-13	-49.19	-63.90	-66.66	2.76	9.38	H
	2472.72	-63.72	-13	-50.72	-69.78	-69.69	2.45	10.57	H
	3296.96	-66.03	-13	-53.03	-74.03	-71.88	4.58	12.58	H
	1648.48	-64.02	-13	-51.02	-65.86	-68.49	2.76	9.38	V
	2472.72	-65.51	-13	-52.51	-71.46	-71.48	2.45	10.57	V
	3296.96	-67.15	-13	-54.15	-75.18	-73.00	4.58	12.58	V
Middle	1670.48	-63.29	-13	-50.29	-65.00	-67.66	2.88	9.40	H
	2505.72	-61.67	-13	-48.67	-67.73	-67.62	2.5	10.60	H
	3340.96	-66.21	-13	-53.21	-74.21	-72.03	4.63	12.60	H
	1670.48	-63.50	-13	-50.50	-65.34	-67.87	2.88	9.40	V
	2505.72	-62.41	-13	-49.41	-68.36	-68.36	2.50	10.60	V
	3340.96	-66.78	-13	-53.78	-74.81	-72.60	4.63	12.60	V
Highest	1692.48	-65.80	-13	-52.80	-67.51	-70.15	2.92	9.42	H
	2538.72	-63.76	-13	-50.76	-69.82	-69.61	2.63	10.63	H
	3384.96	-67.54	-13	-54.54	-75.54	-73.29	4.74	12.64	H
	1692.48	-64.98	-13	-51.98	-66.82	-69.33	2.92	9.42	V
	2538.72	-64.15	-13	-51.15	-70.10	-70.00	2.63	10.63	V
	3384.96	-68.50	-13	-55.50	-76.53	-72.25	4.74	10.64	V

Remark: Spurious emissions within 30-1000MHz were found more than 20dB below limit line.



LTE Band 5 / 5MHz / QPSK / RB Size 1 Offset 0									
Channel	Frequency (MHz)	ERP (dBm)	Limit (dBm)	Over Limit (dB)	SPA Reading (dBm)	S.G. Power (dBm)	TX Cable loss (dB)	TX Antenna Gain (dBi)	Polarization (H/V)
Lowest	1648.68	-62.68	-13	-49.68	-64.39	-67.15	2.76	9.38	H
	2473.02	-64.17	-13	-51.17	-70.23	-70.14	2.45	10.57	H
	3297.36	-65.34	-13	-52.34	-73.34	-71.19	4.58	12.58	H
	1648.68	-64.42	-13	-51.42	-66.26	-68.89	2.76	9.38	V
	2473.02	-65.10	-13	-52.10	-71.05	-71.07	2.45	10.57	V
	3297.36	-67.31	-13	-54.31	-75.34	-73.16	4.58	12.58	V
Middle	1668.68	-62.80	-13	-49.80	-64.51	-67.17	2.88	9.40	H
	2503.02	-63.89	-13	-50.89	-69.95	-69.84	2.5	10.60	H
	3337.36	-66.63	-13	-53.63	-74.63	-72.45	4.63	12.60	H
	1668.68	-64.16	-13	-51.16	-66.00	-68.53	2.88	9.40	V
	2503.02	-62.59	-13	-49.59	-68.54	-68.54	2.50	10.60	V
	3337.36	-67.48	-13	-54.48	-75.51	-73.30	4.63	12.60	V
Highest	1688.68	-64.50	-13	-51.50	-66.21	-68.85	2.92	9.42	H
	2533.02	-63.29	-13	-50.29	-69.35	-69.14	2.63	10.63	H
	3377.36	-67.12	-13	-54.12	-75.12	-72.87	4.74	12.64	H
	1688.68	-64.87	-13	-51.87	-66.71	-69.22	2.92	9.42	V
	2533.02	-65.92	-13	-52.92	-71.87	-71.77	2.63	10.63	V
	3377.36	-68.06	-13	-55.06	-76.09	-71.81	4.74	10.64	V

Remark: Spurious emissions within 30-1000MHz were found more than 20dB below limit line.



LTE Band 5 / 10MHz / QPSK / RB Size 1 Offset 0									
Channel	Frequency (MHz)	ERP (dBm)	Limit (dBm)	Over Limit (dB)	SPA Reading (dBm)	S.G. Power (dBm)	TX Cable loss (dB)	TX Antenna Gain (dBi)	Polarization (H/V)
Lowest	1649.18	-62.16	-13	-49.16	-63.87	-66.63	2.76	9.38	H
	2473.77	-65.98	-13	-52.98	-72.04	-71.95	2.45	10.57	H
	3298.36	-65.81	-13	-52.81	-73.81	-71.66	4.58	12.58	H
	1649.18	-63.94	-13	-50.94	-65.78	-68.41	2.76	9.38	V
	2473.77	-68.39	-13	-55.39	-74.34	-74.36	2.45	10.57	V
	3298.36	-67.20	-13	-54.20	-75.23	-73.05	4.58	12.58	V
Middle	1664.18	-63.62	-13	-50.62	-65.33	-67.99	2.88	9.40	H
	2496.27	-63.54	-13	-50.54	-69.60	-69.49	2.5	10.60	H
	3328.36	-67.50	-13	-54.50	-75.50	-73.32	4.63	12.60	H
	1664.18	-63.84	-13	-50.84	-65.68	-68.21	2.88	9.40	V
	2496.27	-65.46	-13	-52.46	-71.41	-71.41	2.50	10.60	V
	3328.36	-67.98	-13	-54.98	-76.01	-73.80	4.63	12.60	V
Highest	1679.18	-64.35	-13	-51.35	-66.06	-68.70	2.92	9.42	H
	2518.77	-64.65	-13	-51.65	-70.71	-70.50	2.63	10.63	H
	3358.36	-66.70	-13	-53.70	-74.70	-72.45	4.74	12.64	H
	1679.18	-64.62	-13	-51.62	-66.46	-68.97	2.92	9.42	V
	2518.77	-64.37	-13	-51.37	-70.32	-70.22	2.63	10.63	V
	3358.36	-67.86	-13	-54.86	-75.89	-71.61	4.74	10.64	V

Remark: Spurious emissions within 30-1000MHz were found more than 20dB below limit line.



LTE Band 7 / 5MHz / QPSK / RB Size 1 Offset 0									
Channel	Frequency (MHz)	EIRP (dBm)	Limit (dBm)	Over Limit (dB)	SPA Reading (dBm)	S.G. Power (dBm)	TX Cable loss (dB)	TX Antenna Gain (dBi)	Polarization (H/V)
Lowest	5000.68	-58.99	-25	-33.99	-81.38	-66.72	4.94	12.67	H
	7501.02	-45.39	-25	-20.39	-72.29	-49.85	6.79	11.25	H
	10001.36	-53.48	-25	-28.48	-82.66	-57.65	7.86	12.03	H
	5000.68	-60.28	-25	-35.28	-82.06	-68.01	4.94	12.67	V
	7501.02	-49.71	-25	-24.71	-76.59	-54.17	6.79	11.25	V
	10001.36	-56.65	-25	-31.65	-83.81	-60.82	7.86	12.03	V
Middle	5065.68	-58.45	-25	-33.45	-80.84	-66.21	4.94	12.70	H
	7598.52	-41.68	-25	-16.68	-68.58	-46.19	6.79	11.30	H
	10131.36	-51.52	-25	-26.52	-80.70	-55.76	7.86	12.10	H
	5065.68	-59.93	-25	-34.93	-81.71	-67.69	4.94	12.70	V
	7598.52	-48.84	-25	-23.84	-75.72	-53.35	6.79	11.30	V
	10131.36	-56.39	-25	-31.39	-83.55	-60.63	7.86	12.10	V
Highest	5130.68	-59.69	-25	-34.69	-82.08	-67.48	4.94	12.73	H
	7696.02	-41.79	-25	-16.79	-68.69	-46.35	6.79	11.35	H
	10261.36	-53.01	-25	-28.01	-82.19	-57.32	7.86	12.17	H
	5130.68	-59.67	-25	-34.67	-81.45	-67.46	4.94	12.73	V
	7696.02	-44.10	-25	-19.10	-70.98	-48.66	6.79	11.35	V
	10261.36	-57.26	-25	-32.26	-84.42	-61.57	7.86	12.17	V

Remark: Spurious emissions within 30-1000MHz were found more than 20dB below limit line.



LTE Band 7 / 10MHz / QPSK / RB Size 1 Offset 0									
Channel	Frequency (MHz)	EIRP (dBm)	Limit (dBm)	Over Limit (dB)	SPA Reading (dBm)	S.G. Power (dBm)	TX Cable loss (dB)	TX Antenna Gain (dBi)	Polarization (H/V)
Lowest	5001.18	-58.98	-25	-33.98	-81.37	-66.71	4.94	12.67	H
	7501.77	-48.30	-25	-23.30	-75.20	-52.76	6.79	11.25	H
	10002.36	-55.09	-25	-30.09	-84.27	-59.26	7.86	12.03	H
	5001.18	-59.99	-25	-34.99	-81.77	-67.72	4.94	12.67	V
	7501.77	-54.66	-25	-29.66	-81.54	-59.12	6.79	11.25	V
	10002.36	-57.40	-25	-32.40	-84.56	-61.57	7.86	12.03	V
Middle	5061.18	-57.34	-25	-32.34	-79.73	-65.10	4.94	12.70	H
	7591.77	-45.39	-25	-20.39	-72.29	-49.90	6.79	11.30	H
	10122.36	-54.23	-25	-29.23	-83.41	-58.47	7.86	12.10	H
	5061.18	-60.23	-25	-35.23	-82.01	-67.99	4.94	12.70	V
	7591.77	-49.77	-25	-24.77	-76.65	-54.28	6.79	11.30	V
	10122.36	-56.70	-25	-31.70	-83.86	-60.94	7.86	12.10	V
Highest	5121.18	-59.20	-25	-34.20	-81.59	-66.99	4.94	12.73	H
	7681.77	-43.44	-25	-18.44	-70.34	-48.00	6.79	11.35	H
	10242.36	-54.72	-25	-29.72	-83.90	-59.03	7.86	12.17	H
	5121.18	-59.97	-25	-34.97	-81.75	-67.76	4.94	12.73	V
	7681.77	-46.70	-25	-21.70	-73.58	-51.26	6.79	11.35	V
	10242.36	-57.65	-25	-32.65	-84.81	-61.96	7.86	12.17	V

Remark: Spurious emissions within 30-1000MHz were found more than 20dB below limit line.



LTE Band 7 / 15MHz / QPSK / RB Size 1 Offset 0									
Channel	Frequency (MHz)	EIRP (dBm)	Limit (dBm)	Over Limit (dB)	SPA Reading (dBm)	S.G. Power (dBm)	TX Cable loss (dB)	TX Antenna Gain (dBi)	Polarization (H/V)
Lowest	-74.87	-52.48	-25	-27.48	-74.87	-60.21	4.94	12.67	H
	-74.67	-47.77	-25	-22.77	-74.67	-52.23	6.79	11.25	H
	-82.12	-52.94	-25	-27.94	-82.12	-57.11	7.86	12.03	H
	-74.87	-56.41	-25	-31.41	-78.19	-64.14	4.94	12.67	V
	-74.67	-53.87	-25	-28.87	-80.75	-58.33	6.79	11.25	V
	-82.12	-54.13	-25	-29.13	-81.29	-58.30	7.86	12.03	V
Middle	5056.68	-50.39	-25	-25.39	-72.78	-58.15	4.94	12.70	H
	7585.02	-46.52	-25	-21.52	-73.42	-51.03	6.79	11.30	H
	10113.36	-54.18	-25	-29.18	-83.36	-58.42	7.86	12.10	H
	5056.68	-55.14	-25	-30.14	-76.92	-62.90	4.94	12.70	V
	7585.02	-50.64	-25	-25.64	-77.52	-55.15	6.79	11.30	V
	10113.36	-55.90	-25	-30.90	-83.06	-60.14	7.86	12.10	V
Highest	5111.68	-55.29	-25	-30.29	-77.68	-63.08	4.94	12.73	H
	7667.52	-44.30	-25	-19.30	-71.20	-48.86	6.79	11.35	H
	10223.36	-54.55	-25	-29.55	-83.73	-58.86	7.86	12.17	H
	5111.68	-59.23	-25	-34.23	-81.01	-67.02	4.94	12.73	V
	7667.52	-51.87	-25	-26.87	-78.75	-56.43	6.79	11.35	V
	10223.36	-56.49	-25	-31.49	-83.65	-60.80	7.86	12.17	V

Remark: Spurious emissions within 30-1000MHz were found more than 20dB below limit line.



LTE Band 7 / 20MHz / QPSK / RB Size 1 Offset 0									
Channel	Frequency (MHz)	EIRP (dBm)	Limit (dBm)	Over Limit (dB)	SPA Reading (dBm)	S.G. Power (dBm)	TX Cable loss (dB)	TX Antenna Gain (dBi)	Polarization (H/V)
Lowest	5002.18	-54.26	-25	-29.26	-76.65	-61.99	4.94	12.67	H
	7503.27	-51.06	-25	-26.06	-77.96	-55.52	6.79	11.25	H
	10004.36	-54.16	-25	-29.16	-83.34	-58.33	7.86	12.03	H
	5002.18	-58.19	-25	-33.19	-79.97	-65.92	4.94	12.67	V
	7503.27	-54.96	-25	-29.96	-81.84	-59.42	6.79	11.25	V
	10004.36	-56.30	-25	-31.30	-83.46	-60.47	7.86	12.03	V
Middle	5052.18	-52.06	-25	-27.06	-74.45	-59.82	4.94	12.70	H
	7578.27	-49.57	-25	-24.57	-76.47	-54.08	6.79	11.30	H
	10104.36	-54.31	-25	-29.31	-83.49	-58.55	7.86	12.10	H
	5052.18	-56.38	-25	-31.38	-78.16	-64.14	4.94	12.70	V
	7578.27	-54.07	-25	-29.07	-80.95	-58.58	6.79	11.30	V
	10104.36	-56.24	-25	-31.24	-83.4	-60.48	7.86	12.10	V
Highest	5102.18	-57.15	-25	-32.15	-79.54	-64.94	4.94	12.73	H
	7653.27	-44.91	-25	-19.91	-71.81	-49.47	6.79	11.35	H
	10204.36	-52.96	-25	-27.96	-82.14	-57.27	7.86	12.17	H
	5102.18	-59.93	-25	-34.93	-81.71	-67.72	4.94	12.73	V
	7653.27	-52.08	-25	-27.08	-78.96	-56.64	6.79	11.35	V
	10204.36	-52.61	-25	-27.61	-79.77	-56.92	7.86	12.17	V

Remark: Spurious emissions within 30-1000MHz were found more than 20dB below limit line.



LTE Band 12 / 1.4MHz / QPSK / RB Size 1 Offset 0									
Channel	Frequency (MHz)	ERP (dBm)	Limit (dBm)	Over Limit (dB)	SPA Reading (dBm)	S.G. Power (dBm)	TX Cable loss (dB)	TX Antenna Gain (dBi)	Polarization (H/V)
Lowest	1398.14	-71.54	-13	-58.54	-77.10	-75.92	2.86	9.39	H
	2097.21	-68.62	-13	-55.62	-79.04	-73.34	3.72	10.59	H
	2796.28	-64.36	-13	-51.36	-79.12	-70.41	4.39	12.59	H
	1398.14	-72.35	-13	-59.35	-77.06	-76.73	2.86	9.39	V
	2097.21	-69.22	-13	-56.22	-79.05	-73.94	3.72	10.59	V
	2796.28	-65.62	-13	-52.62	-79.19	-71.67	4.39	12.59	V
Middle	1413.74	-71.69	-13	-58.69	-77.25	-76.08	2.86	9.40	H
	2120.61	-69.15	-13	-56.15	-79.57	-73.88	3.72	10.60	H
	2827.48	-64.20	-13	-51.20	-78.96	-70.26	4.39	12.60	H
	1413.74	-72.54	-13	-59.54	-77.25	-76.93	2.86	9.40	V
	2120.61	-69.74	-13	-56.74	-79.57	-74.47	3.72	10.60	V
	2827.48	-65.39	-13	-52.39	-78.96	-71.45	4.39	12.60	V
Highest	1429.34	-71.40	-13	-58.40	-76.96	-75.80	2.86	9.41	H
	2144.01	-68.61	-13	-55.61	-79.03	-73.35	3.72	10.61	H
	2858.68	-64.28	-13	-51.28	-79.04	-70.35	4.39	12.61	H
	1429.34	-71.71	-13	-58.71	-76.42	-76.11	2.86	9.41	V
	2144.01	-69.35	-13	-56.35	-79.18	-74.09	3.72	10.61	V
	2858.68	-65.43	-13	-52.43	-79.00	-71.50	4.39	12.61	V

Remark: Spurious emissions within 30-1000MHz were found more than 20dB below limit line.



LTE Band 12 / 3MHz / QPSK / RB Size 1 Offset 0									
Channel	Frequency (MHz)	ERP (dBm)	Limit (dBm)	Over Limit (dB)	SPA Reading (dBm)	S.G. Power (dBm)	TX Cable loss (dB)	TX Antenna Gain (dBi)	Polarization (H/V)
Lowest	1398.3	-71.64	-13	-58.64	-77.20	-76.02	2.86	9.39	H
	2097.45	-68.63	-13	-55.63	-79.05	-73.35	3.72	10.59	H
	2796.6	-64.24	-13	-51.24	-79.00	-70.29	4.39	12.59	H
	1398.3	-72.37	-13	-59.37	-77.08	-76.75	2.86	9.39	V
	2097.45	-69.33	-13	-56.33	-79.16	-74.05	3.72	10.59	V
	2796.6	-65.55	-13	-52.55	-79.12	-71.60	4.39	12.59	V
Middle	1412.3	-71.68	-13	-58.68	-77.24	-76.07	2.86	9.40	H
	2118.45	-68.95	-13	-55.95	-79.37	-73.68	3.72	10.60	H
	2824.6	-64.16	-13	-51.16	-78.92	-70.22	4.39	12.60	H
	1412.3	-72.38	-13	-59.38	-77.09	-76.77	2.86	9.40	V
	2118.45	-69.67	-13	-56.67	-79.50	-74.40	3.72	10.60	V
	2824.6	-65.45	-13	-52.45	-79.02	-71.51	4.39	12.60	V
Highest	1426.3	-71.35	-13	-58.35	-76.91	-75.75	2.86	9.41	H
	2139.45	-68.78	-13	-55.78	-79.20	-73.52	3.72	10.61	H
	2852.6	-64.28	-13	-51.28	-79.04	-70.35	4.39	12.61	H
	1426.3	-71.93	-13	-58.93	-76.64	-76.33	2.86	9.41	V
	2139.45	-69.31	-13	-56.31	-79.14	-74.05	3.72	10.61	V
	2852.6	-65.53	-13	-52.53	-79.10	-71.60	4.39	12.61	V

Remark: Spurious emissions within 30-1000MHz were found more than 20dB below limit line.



LTE Band 12 / 5MHz / QPSK / RB Size 1 Offset 0									
Channel	Frequency (MHz)	ERP (dBm)	Limit (dBm)	Over Limit (dB)	SPA Reading (dBm)	S.G. Power (dBm)	TX Cable loss (dB)	TX Antenna Gain (dBi)	Polarization (H/V)
Lowest	1398.5	-71.47	-13	-58.47	-77.03	-75.85	2.86	9.39	H
	2097.75	-68.47	-13	-55.47	-78.89	-73.19	3.72	10.59	H
	2797	-64.33	-13	-51.33	-79.09	-70.38	4.39	12.59	H
	1398.5	-72.35	-13	-59.35	-77.06	-76.73	2.86	9.39	V
	2097.75	-69.20	-13	-56.20	-79.03	-73.92	3.72	10.59	V
	2797	-65.63	-13	-52.63	-79.20	-71.68	4.39	12.59	V
Middle	1410.5	-71.54	-13	-58.54	-77.10	-75.93	2.86	9.40	H
	2115.75	-68.91	-13	-55.91	-79.33	-73.64	3.72	10.60	H
	2821	-64.14	-13	-51.14	-78.90	-70.20	4.39	12.60	H
	1410.5	-72.33	-13	-59.33	-77.04	-76.72	2.86	9.40	V
	2115.75	-69.61	-13	-56.61	-79.44	-74.34	3.72	10.60	V
	2821	-65.44	-13	-52.44	-79.01	-71.50	4.39	12.60	V
Highest	1422.5	-71.65	-13	-58.65	-77.21	-76.05	2.86	9.41	H
	2133.75	-68.84	-13	-55.84	-79.26	-73.58	3.72	10.61	H
	2845	-64.44	-13	-51.44	-79.20	-70.51	4.39	12.61	H
	1422.5	-72.35	-13	-59.35	-77.06	-76.75	2.86	9.41	V
	2133.75	-69.23	-13	-56.23	-79.06	-73.97	3.72	10.61	V
	2845	-65.44	-13	-52.44	-79.01	-71.51	4.39	12.61	V

Remark: Spurious emissions within 30-1000MHz were found more than 20dB below limit line.



LTE Band 12 / 10MHz / QPSK / RB Size 1 Offset 0									
Channel	Frequency (MHz)	ERP (dBm)	Limit (dBm)	Over Limit (dB)	SPA Reading (dBm)	S.G. Power (dBm)	TX Cable loss (dB)	TX Antenna Gain (dBi)	Polarization (H/V)
Lowest	1399	-71.46	-13	-58.46	-77.02	-75.84	2.86	9.39	H
	2098.5	-67.93	-13	-54.93	-78.35	-72.65	3.72	10.59	H
	2798	-64.11	-13	-51.11	-78.87	-70.16	4.39	12.59	H
	1399	-72.42	-13	-59.42	-77.13	-76.80	2.86	9.39	V
	2098.5	-69.16	-13	-56.16	-78.99	-73.88	3.72	10.59	V
	2798	-65.56	-13	-52.56	-79.13	-71.61	4.39	12.59	V
Middle	1406	-71.37	-13	-58.37	-76.93	-75.76	2.86	9.40	H
	2109	-68.96	-13	-55.96	-79.38	-73.69	3.72	10.60	H
	2812	-64.31	-13	-51.31	-79.07	-70.37	4.39	12.60	H
	1406	-72.07	-13	-59.07	-76.78	-76.46	2.86	9.40	V
	2109	-69.58	-13	-56.58	-79.41	-74.31	3.72	10.60	V
	2812	-65.50	-13	-52.50	-79.07	-71.56	4.39	12.60	V
Highest	1413	-71.63	-13	-58.63	-77.19	-76.03	2.86	9.41	H
	2119.5	-68.36	-13	-55.36	-78.78	-73.10	3.72	10.61	H
	2826	-64.23	-13	-51.23	-78.99	-70.30	4.39	12.61	H
	1413	-72.48	-13	-59.48	-77.19	-76.88	2.86	9.41	V
	2119.5	-69.68	-13	-56.68	-79.51	-74.42	3.72	10.61	V
	2826	-65.25	-13	-52.25	-78.82	-71.32	4.39	12.61	V

Remark: Spurious emissions within 30-1000MHz were found more than 20dB below limit line.



LTE Band 17 / 5MHz / QPSK / RB Size 1 Offset 0									
Channel	Frequency (MHz)	ERP (dBm)	Limit (dBm)	Over Limit (dB)	SPA Reading (dBm)	S.G. Power (dBm)	TX Cable loss (dB)	TX Antenna Gain (dBi)	Polarization (H/V)
Lowest	1408.68	-71.68	-13	-58.68	-77.24	-76.06	2.86	9.39	H
	2113.02	-68.96	-13	-55.96	-79.38	-73.68	3.72	10.59	H
	2817.36	-64.20	-13	-51.20	-78.96	-70.25	4.39	12.59	H
	1408.68	-72.51	-13	-59.51	-77.22	-76.89	2.86	9.39	V
	2113.02	-69.66	-13	-56.66	-79.49	-74.38	3.72	10.59	V
	2817.36	-65.35	-13	-52.35	-78.92	-71.40	4.39	12.59	V
Middle	1415.68	-71.82	-13	-58.82	-77.38	-76.21	2.86	9.40	H
	2123.58	-68.95	-13	-55.95	-79.37	-73.68	3.72	10.60	H
	2831.36	-64.38	-13	-51.38	-79.14	-70.44	4.39	12.60	H
	1415.68	-72.50	-13	-59.50	-77.21	-76.89	2.86	9.40	V
	2123.58	-69.48	-13	-56.48	-79.31	-74.21	3.72	10.60	V
	2831.36	-65.39	-13	-52.39	-78.96	-71.45	4.39	12.60	V
Highest	1422.68	-71.81	-13	-58.81	-77.37	-76.22	2.86	9.42	H
	2134.02	-68.92	-13	-55.92	-79.34	-73.67	3.72	10.62	H
	2845.36	-64.37	-13	-51.37	-79.13	-70.45	4.39	12.62	H
	1422.68	-72.44	-13	-59.44	-77.15	-76.85	2.86	9.42	V
	2134.02	-69.51	-13	-56.51	-79.34	-74.26	3.72	10.62	V
	2845.36	-65.48	-13	-52.48	-79.05	-71.56	4.39	12.62	V

Remark: Spurious emissions within 30-1000MHz were found more than 20dB below limit line.



LTE Band 17 / 10MHz / QPSK / RB Size 1 Offset 0									
Channel	Frequency (MHz)	ERP (dBm)	Limit (dBm)	Over Limit (dB)	SPA Reading (dBm)	S.G. Power (dBm)	TX Cable loss (dB)	TX Antenna Gain (dBi)	Polarization (H/V)
Lowest	1409.18	-71.45	-13	-58.45	-77.01	-75.83	2.86	9.39	H
	2113.77	-68.99	-13	-55.99	-79.41	-73.71	3.72	10.59	H
	2818.36	-63.94	-13	-50.94	-78.70	-69.99	4.39	12.59	H
	1409.18	-72.11	-13	-59.11	-76.82	-76.49	2.86	9.39	V
	2113.77	-69.69	-13	-56.69	-79.52	-74.41	3.72	10.59	V
	2818.36	-65.29	-13	-52.29	-78.86	-71.34	4.39	12.59	V
Middle	1411.18	-71.68	-13	-58.68	-77.24	-76.07	2.86	9.40	H
	2116.77	-69.02	-13	-56.02	-79.44	-73.75	3.72	10.60	H
	2822.36	-64.05	-13	-51.05	-78.81	-70.11	4.39	12.60	H
	1411.18	-71.99	-13	-58.99	-76.70	-76.38	2.86	9.40	V
	2116.77	-69.66	-13	-56.66	-79.49	-74.39	3.72	10.60	V
	2822.36	-65.13	-13	-52.13	-78.70	-71.19	4.39	12.60	V
Highest	1413.18	-71.63	-13	-58.63	-77.19	-76.04	2.86	9.42	H
	2119.77	-68.92	-13	-55.92	-79.34	-73.67	3.72	10.62	H
	2826.36	-64.13	-13	-51.13	-78.89	-70.21	4.39	12.62	H
	1413.18	-72.43	-13	-59.43	-77.14	-76.84	2.86	9.42	V
	2119.77	-69.61	-13	-56.61	-79.44	-74.36	3.72	10.62	V
	2826.36	-65.32	-13	-52.32	-78.89	-71.40	4.39	12.62	V

Remark: Spurious emissions within 30-1000MHz were found more than 20dB below limit line.