

PHOTOGRAPHS OF THE TEST CONFIGURATION

CONDUCTED EMISSION TEST

(Bluetooth / Bluetooth LE / WLAN2.4G / WLAN 5G)



CONDUCTED EMISSION TEST (Touch Pen)





RADIATED EMISSION TEST
(Bluetooth / Bluetooth LE / WLAN2.4G / WLAN 5G)
(Below 1GHz)





RADIATED EMISSION TEST
(Bluetooth / Bluetooth LE / WLAN2.4G / WLAN 5G)
(Above 1GHz)








RADIATED EMISSION TEST
(Touch Pen)
(9kHz ~ 30MHz)



RADIATED EMISSION TEST
(Touch Pen)
(30 ~ 1000MHz)





(WWAN)


(PART 22)

RADIATED EMISSION TEST

(Below 1GHz)



(Above 1GHz)



ERP POWER TEST
(WCDMA/LTE B26)



ERP POWER TEST
(LTE B5)




(PART 24)

RADIATED EMISSION TEST
(WCDMA, LTE B2)
(Below 1GHz)




(Above 1GHz)



RADIATED EMISSION TEST
(LTE B25)
(Below 1GHz)



(Above 1GHz)



EIRP POWER TEST




(PART 27)


RADIATED EMISSION TEST
(LTE B7, 12, 17, 30)
(Below 1GHz)




(Above 1GHz)



RADIATED EMISSION TEST
(LTE B4)
(Below 1GHz)



(Above 1GHz)



RADIATED EMISSION TEST
(LTE B13, 38, 41, 66)
(Below 1GHz)



(Above 1GHz)



RADIATED EMISSION TEST
(WCDMA)
(Below 1GHz)



(Above 1GHz)



ERP / EIRP POWER TEST
(WCDMA, LTE B4, 30, 38, 41, 66)



(LTE B13)



(LTE B7, 12, 17)




(PART 90)

RADIATED EMISSION TEST
(Below 1GHz)



(Above 1GHz)



ERP POWER TEST

