

## FCC Test Report

### (PART 27)

**Report No.:** RF171013C04B-2

**FCC ID:** MSQTP370QL

**Test Model:** TP370QL

**Received Date:** Oct. 13, 2017

**Test Date:** Oct. 28, 2017 ~ Jan. 24, 2018

**Issued Date:** Mar. 06, 2018

**Applicant:** ASUSTek COMPUTER INC.

**Address:** 4F, No. 150, LI-TE Rd., PEITOU, TAIPEI 112, TAIWAN

**Issued By:** Bureau Veritas Consumer Products Services (H.K.) Ltd., Taoyuan Branch

**Lab Address:** No. 47-2, 14th Ling, Chia Pau Vil., Lin Kou Dist., New Taipei City, Taiwan ( R.O.C )

**Test Location (1):** No. 19, Hwa Ya 2nd Rd, Wen Hwa Tsuen, Kwei Shan Hsiang, Taoyuan Hsien 333, Taiwan, R.O.C.

**Test Location (2):** No.215, Sec. 3, Beixin Rd., Xindian Dist., New Taipei City 231, Taiwan, R.O.C

**FCC Registration /  
Designation Number:** 427177 / TW0011



This report is for your exclusive use. Any copying or replication of this report to or for any other person or entity, or use of our name or trademark, is permitted only with our prior written permission. This report sets forth our findings solely with respect to the test samples identified herein. The results set forth in this report are not indicative or representative of the quality or characteristics of the lot from which a test sample was taken or any similar or identical product unless specifically and expressly noted. Our report includes all of the tests requested by you and the results thereof based upon the information that you provided to us. You have 60 days from date of issuance of this report to notify us of any material error or omission caused by our negligence, provided, however, that such notice shall be in writing and shall specifically address the issue you wish to raise. A failure to raise such issue within the prescribed time shall constitute your unqualified acceptance of the completeness of this report, the tests conducted and the correctness of the report contents. Unless specific mention, the uncertainty of measurement has been explicitly taken into account to declare the compliance or non-compliance to the specification. The report must not be used by the client to claim product certification, approval, or endorsement by TAF or any government agency

## Table of Contents

<b>Release Control Record</b> .....	<b>3</b>
<b>1 Certificate of Conformity</b> .....	<b>4</b>
<b>2 Summary of Test Results</b> .....	<b>5</b>
2.1 Measurement Uncertainty .....	5
2.2 Test Site and Instruments .....	6
<b>3 General Information</b> .....	<b>8</b>
3.1 General Description of EUT .....	8
3.2 Configuration of System under Test .....	9
3.2.1 Description of Support Units .....	9
3.3 Test Mode Applicability and Tested Channel Detail .....	10
3.4 EUT Operating Conditions .....	13
3.5 General Description of Applied Standards .....	13
<b>4 Test Types and Results</b> .....	<b>14</b>
4.1 Output Power Measurement .....	14
4.1.1 Limits of Output Power Measurement .....	14
4.1.2 Test Procedures .....	14
4.1.3 Test Setup .....	15
4.1.4 Test Results .....	16
4.2 Frequency Stability Measurement .....	34
4.2.1 Limits of Frequency Stability Measurement .....	34
4.2.2 Test Procedure .....	34
4.2.3 Test Setup .....	34
4.2.4 Test Results .....	35
4.3 Occupied Bandwidth Measurement .....	47
4.3.1 Limits of Occupied Bandwidth Measurement .....	47
4.3.2 Test Procedure .....	47
4.3.3 Test Setup .....	47
4.3.4 Test Result .....	48
4.4 Out-of-Band Emissions Measurement .....	54
4.4.1 Limits of Out-of-Band Emissions Measurement .....	54
4.4.2 Test Setup .....	54
4.4.3 Test Procedures .....	54
4.4.4 Test Results .....	55
4.5 Peak to Average Ratio .....	79
4.5.1 Limits of Peak to Average Ratio Measurement .....	79
4.5.2 Test Setup .....	79
4.5.3 Test Procedures .....	79
4.5.4 Test Results .....	80
4.6 Conducted Spurious Emissions .....	86
4.6.1 Limits of Conducted Spurious Emissions Measurement .....	86
4.6.2 Test Setup .....	86
4.6.3 Test Procedure .....	86
4.6.4 Test Results .....	87
4.7 Radiated Emission Measurement .....	123
4.7.1 Limits of Radiated Emission Measurement .....	123
4.7.2 Test Procedure .....	123
4.7.3 Deviation from Test Standard .....	123
4.7.4 Test Setup .....	124
4.7.5 Test Results .....	125
<b>5 Pictures of Test Arrangements</b> .....	<b>143</b>
<b>Appendix – Information on the Testing Laboratories</b> .....	<b>144</b>

### Release Control Record

Issue No.	Description	Date Issued
RF171013C04B-2	Original Release	Mar. 06, 2018

## 1 Certificate of Conformity

**Product:** Notebook PC  
**Brand:** ASUS  
**Test Model:** TP370QL  
**Sample Status:** Production Unit  
**Applicant:** ASUSTek COMPUTER INC.  
**Test Date:** Oct. 28, 2017 ~ Jan. 24, 2018  
**Standards:** FCC Part 27, Subpart C, M

The above equipment has been tested by **Bureau Veritas Consumer Products Services (H.K.) Ltd., Taoyuan Branch**, and found compliance with the requirement of the above standards. The test record, data evaluation & Equipment Under Test (EUT) configurations represented herein are true and accurate accounts of the measurements of the sample's RF characteristics under the conditions specified in this report.

**Prepared by :** Evonne Liu, **Date:** Mar. 06, 2018  
Evonne Liu / Specialist

**Approved by :** Dylan Chiou, **Date:** Mar. 06, 2018  
Dylan Chiou / Project Engineer

## 2 Summary of Test Results

Applied Standard: FCC Part 27 & Part 2			
FCC Clause	Test Item	Result	Remarks
2.1046 27.50(h)	Equivalent Isotropic Radiated Power	Pass	Meet the requirement of limit.
2.1055 27.54	Frequency Stability	Pass	Meet the requirement of limit.
2.1049	Occupied Bandwidth	Pass	Meet the requirement of limit.
--	Peak to Average Ratio	Pass	Meet the requirement of limit.
2.1051 27.53(l)	Out-of-Band Emissions Measurements	Pass	Meet the requirement of limit.
2.1051 27.53(m)	Conducted Spurious Emissions	Pass	Meet the requirement of limit.
2.1053 27.53(m)	Radiated Spurious Emissions	Pass	Meet the requirement of limit. Minimum passing margin is -1.10 dB at 10440 MHz.

### 2.1 Measurement Uncertainty

Where relevant, the following measurement uncertainty levels have been estimated for tests performed on the EUT as specified in CISPR 16-4-2:

Measurement	Frequency	Expanded Uncertainty (k=2) ( $\pm$ )
Conducted Emissions at mains ports	150 kHz ~ 30 MHz	2.44 dB
Radiated Emissions up to 1 GHz	30 MHz ~ 200 MHz	2.0153 dB
	200 MHz ~ 1000 MHz	2.0224 dB
Radiated Emissions above 1 GHz	1 GHz ~ 18 GHz	1.0121 dB
	18 GHz ~ 40 GHz	1.1508 dB

## 2.2 Test Site and Instruments

Description & Manufacturer	Model No.	Serial No.	Date of Calibration	Due Date of Calibration
Test Receiver Agilent Technologies	N9038A	MY52260177	Jul. 05, 2017	Jul. 04, 2018
Spectrum Analyzer Keysight	N9020A	MY57130210	Oct. 30, 2017	Oct. 29, 2018
BILOG Antenna SCHWARZBECK	VULB9168	9168-472	Dec. 13, 2016	Dec. 12, 2017
			Dec. 06, 2017	Dec. 05, 2018
HORN Antenna ETS-Lindgren	3117	00143293	Jun. 26, 2017	Jun. 25, 2018
HORN Antenna SCHWARZBECK	BBHA 9170	9170-480	Dec. 14, 2016	Dec. 13, 2017
			Dec. 01, 2017	Nov. 30, 2018
Fixed Attenuator Mini-Circuits	BW-N10W5+	NA	Jul. 07, 2017	Jul. 06, 2018
Preamplifier Agilent	310N	187226	Jun. 23, 2017	Jun. 22, 2018
Preamplifier Agilent	83017A	MY39501357	Jun. 23, 2017	Jun. 22, 2018
Power Meter Anritsu	ML2495A	1012010	Aug. 15, 2017	Aug. 14, 2018
Power Sensor Anritsu	MA2411B	1315050	Aug. 15, 2017	Aug. 14, 2018
RF signal cable ETS-LINDGREN	5D-FB	Cable-CH1-01(R FC-SMS-100-SM S-120+RFC-SMS -100-SMS-400)	Jun. 23, 2017	Jun. 22, 2018
RF signal cable ETS-LINDGREN	8D-FB	Cable-CH1-02(R FC-SMS-100-SM S-24)	Jun. 23, 2017	Jun. 22, 2018
Software BV ADT	E3 8.130425b	NA	NA	NA
Antenna Tower MF	NA	NA	NA	NA
Turn Table MF	NA	NA	NA	NA
Antenna Tower & Turn Table Controller MF	MF-7802	NA	NA	NA
Communications Tester-Wireless Agilent	8960 Series 10	MY53201073	Jun. 28, 2017	Jun. 27, 2019
Radio Communication Analyzer Anritsu	MT8820C	6201300638	Jul. 11, 2017	Jul. 10, 2018
Temperature & Humidity Chamber	GTH-120-40-CP-A R	MAA1306-019	Sep. 08, 2017	Sep. 07, 2018
DC Power Supply Topward	33010D	807748	Oct. 25, 2016	Oct. 24, 2018
Digital Multimeter Fluke	87-III	70360742	Jun. 30, 2017	Jun. 29, 2018

- Note:
1. The calibration interval of the above test instruments is 12 / 24 months and the calibrations are traceable to NML/ROC and NIST/USA.
  2. The test was performed in HsinTien Chamber 1.
  3. The horn antenna and preamplifier (model: 83017A) are used only for the measurement of emission frequency above 1 GHz if tested.
  4. The IC Site Registration No. is IC7450I-1.

### 3 General Information

#### 3.1 General Description of EUT

<b>Product</b>	Notebook PC	
<b>Brand</b>	ASUS	
<b>Test Model</b>	TP370QL	
<b>Status of EUT</b>	Production Unit	
<b>Power Supply Rating</b>	15.4 Vdc (Battery) 19.0 Vdc (Adapter)	
<b>Modulation Type</b>	QPSK, 16QAM, 64QAM	
<b>Frequency Range</b>	LTE Band 7 (Channel Bandwidth: 5 MHz)	2502.5 ~ 2567.5 MHz
	LTE Band 7 (Channel Bandwidth: 10 MHz)	2505 ~ 2565 MHz
	LTE Band 7 (Channel Bandwidth: 15 MHz)	2507.5 ~ 2562.5 MHz
	LTE Band 7 (Channel Bandwidth: 20 MHz)	2510 ~ 2560 MHz
	LTE Band 38 (Channel Bandwidth: 5 MHz)	2572.5 ~ 2617.5 MHz
	LTE Band 38 (Channel Bandwidth: 10 MHz)	2575.0 ~ 2615.0 MHz
	LTE Band 38 (Channel Bandwidth: 15 MHz)	2577.5 ~ 2612.5 MHz
	LTE Band 38 (Channel Bandwidth: 20 MHz)	2580.0 ~ 2610.0 MHz
	LTE Band 41 (Channel Bandwidth: 5 MHz)	2498.5 ~ 2687.5 MHz
	LTE Band 41 (Channel Bandwidth: 10 MHz)	2501.0 ~ 2685.0 MHz
	LTE Band 41 (Channel Bandwidth: 15 MHz)	2503.5 ~ 2682.5 MHz
	LTE Band 41 (Channel Bandwidth: 20 MHz)	2506.0 ~ 2680.0 MHz
<b>Max. EIRP Power</b>	LTE Band 7 (Channel Bandwidth: 5 MHz)	477.20 mW
	LTE Band 7 (Channel Bandwidth: 10 MHz)	481.17 mW
	LTE Band 7 (Channel Bandwidth: 15 MHz)	482.73 mW
	LTE Band 7 (Channel Bandwidth: 20 MHz)	487.19 mW
	LTE Band 38 (Channel Bandwidth: 5 MHz)	284.32 mW
	LTE Band 38 (Channel Bandwidth: 10 MHz)	284.25 mW
	LTE Band 38 (Channel Bandwidth: 15 MHz)	285.63 mW
	LTE Band 38 (Channel Bandwidth: 20 MHz)	292.21 mW
	LTE Band 41 (Channel Bandwidth: 5 MHz)	451.65 mW
	LTE Band 41 (Channel Bandwidth: 10 MHz)	450.92 mW
	LTE Band 41 (Channel Bandwidth: 15 MHz)	454.67 mW
	LTE Band 41 (Channel Bandwidth: 20 MHz)	461.32 mW
<b>Emission Designator</b>	LTE Band 7 (Channel Bandwidth: 5 MHz)	4M50W7D
	LTE Band 7 (Channel Bandwidth: 10 MHz)	8M98W7D
	LTE Band 7 (Channel Bandwidth: 15 MHz)	13M4G7D
	LTE Band 7 (Channel Bandwidth: 20 MHz)	17M9W7D
	LTE Band 38 (Channel Bandwidth: 5 MHz)	4M50W7D
	LTE Band 38 (Channel Bandwidth: 10 MHz)	8M97W7D
	LTE Band 38 (Channel Bandwidth: 15 MHz)	13M4G7D
	LTE Band 38 (Channel Bandwidth: 20 MHz)	17M9W7D
	LTE Band 41 (Channel Bandwidth: 5 MHz)	4M50W7D
	LTE Band 41 (Channel Bandwidth: 10 MHz)	8M96W7D
	LTE Band 41 (Channel Bandwidth: 15 MHz)	13M4G7D
	LTE Band 41 (Channel Bandwidth: 20 MHz)	17M9W7D



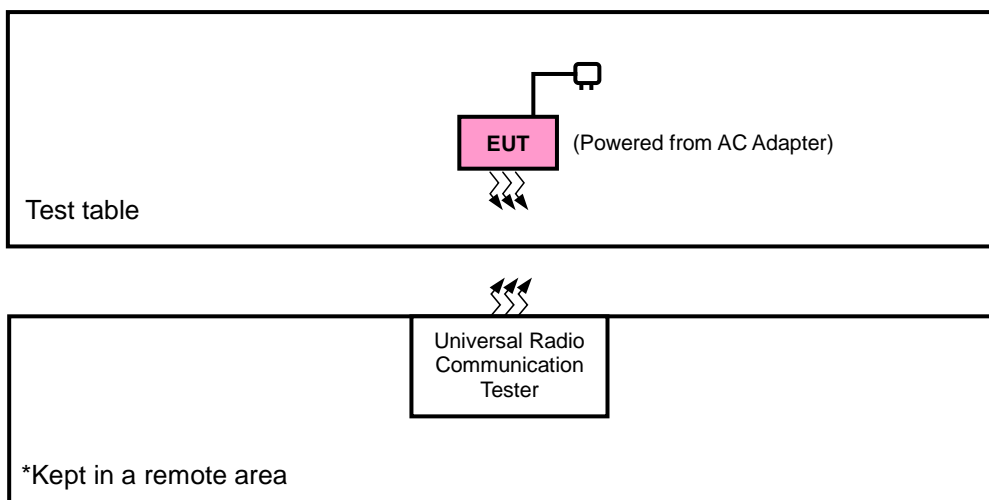
	LTE Band 41 (Channel Bandwidth: 20 MHz)	17M9W7D
<b>Antenna Type</b>	Fixed Internal Antenna	
<b>Accessory Device</b>	Refer to Note as below	
<b>Data Cable Supplied</b>	Refer to Note as below	

Note:

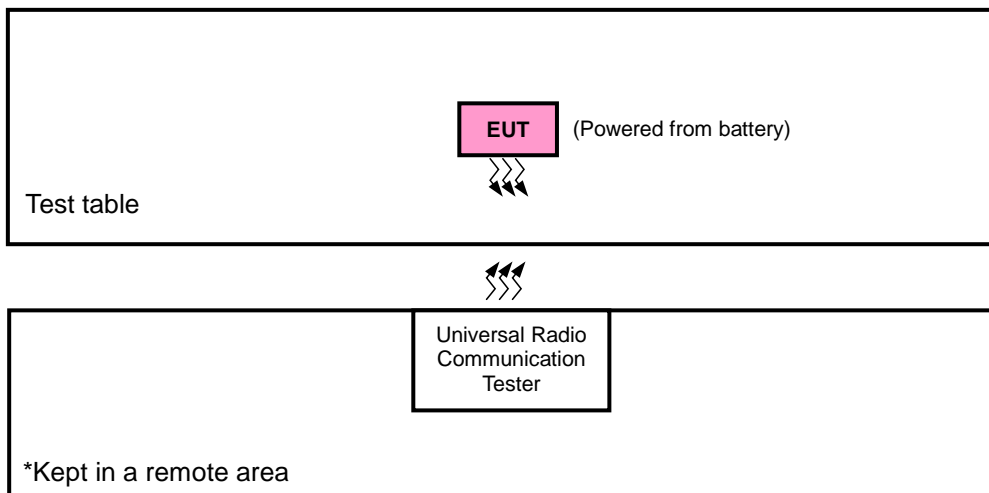
1. The EUT's accessories list refers to Ext. Pho.
2. The above EUT information is declared by manufacturer and for more detailed features description, please refer to the manufacturer's specifications or user's manual.

### 3.2 Configuration of System under Test

#### <Radiated Emission Test>



#### <E.I.R.P. Test>



#### 3.2.1 Description of Support Units

The EUT has been tested as an independent unit together with other necessary accessories or support units.

### 3.3 Test Mode Applicability and Tested Channel Detail

Pre-Scan has been conducted to determine the worst-case mode from all possible combinations between available modulations, data rates, XYZ axis, and antenna ports.

The worst case was found when positioned as the table below. Following channel(s) was (were) selected for the final test as listed below:

Band	EIRP	Radiated Emission
LTE Band 7	Z-plane	NB-plane
LTE Band 38	X-plane	Y-axis
LTE Band 41	X-plane	Y-axis

#### LTE Band 7

EUT Configure Mode	Test Item	Available Channel	Tested Channel	Channel Bandwidth	Modulation	Mode
-	EIRP	20775 to 21425	20775, 21100, 21425	5 MHz	QPSK, 16QAM, 64QAM	1 RB / 12 RB Offset
		20800 to 21400	20800, 21100, 21400	10 MHz	QPSK, 16QAM, 64QAM	1 RB / 24 RB Offset
		20825 to 21375	20825, 21100, 21375	15 MHz	QPSK, 16QAM, 64QAM	1 RB / 37 RB Offset
		20850 to 21350	20850, 21100 21350	20 MHz	QPSK, 16QAM, 64QAM	1 RB / 50 RB Offset
-	Frequency Stability	20775 to 21425	20775, 21425	5 MHz	QPSK	1 RB / 12 RB Offset
		20800 to 21400	20800, 21400	10 MHz	QPSK	1 RB / 24 RB Offset
		20825 to 21375	20825, 21375	15 MHz	QPSK	1 RB / 37 RB Offset
		20850 to 21350	20850, 21350	20 MHz	QPSK	1 RB / 50 RB Offset
-	Occupied Bandwidth	20775 to 21425	20775, 21100, 21425	5 MHz	QPSK, 16QAM, 64QAM	25 RB / 0 RB Offset
		20800 to 21400	20800, 21100, 21400	10 MHz	QPSK, 16QAM, 64QAM	50 RB / 0 RB Offset
		20825 to 21375	20825, 21100, 21375	15 MHz	QPSK, 16QAM, 64QAM	75 RB / 0 RB Offset
		20850 to 21350	20850, 21100 21350	20 MHz	QPSK, 16QAM, 64QAM	100 RB / 0 RB Offset
-	Peak to Average Ratio	20775 to 21425	20775, 21100, 21425	5 MHz	QPSK, 16QAM, 64QAM	1 RB / 12 RB Offset
		20800 to 21400	20800, 21100, 21400	10 MHz	QPSK, 16QAM, 64QAM	1 RB / 24 RB Offset
		20825 to 21375	20825, 21100, 21375	15 MHz	QPSK, 16QAM, 64QAM	1 RB / 37 RB Offset
		20850 to 21350	20850, 21100 21350	20 MHz	QPSK, 16QAM, 64QAM	1 RB / 50 RB Offset
-	Out-of-Band Emissions	20775 to 21425	20775, 21425	5 MHz	QPSK, 16QAM	25 RB / 0 RB Offset
		20800 to 21400	20800, 21400	10 MHz	QPSK, 16QAM	50 RB / 0 RB Offset
		20825 to 21375	20825, 21375	15 MHz	QPSK, 16QAM	75 RB / 0 RB Offset
		20850 to 21350	20850, 21350	20 MHz	QPSK, 16QAM	100 RB / 0 RB Offset
-	Conducted Emission	20775 to 21425	20775, 21100, 21425	5 MHz	QPSK	1 RB / 12 RB Offset
		20800 to 21400	20800, 21100, 21400	10 MHz	QPSK	1 RB / 24 RB Offset
		20825 to 21375	20825, 21100, 21375	15 MHz	QPSK	1 RB / 37 RB Offset
		20850 to 21350	20850, 21100 21350	20 MHz	QPSK	1 RB / 50 RB Offset
-	Radiated Emission	20850 to 21350	20850, 21100 21350	20 MHz	QPSK	1 RB / 50 RB Offset

**Note:** This device was tested under all bandwidths, RB configurations and modulations. The worst case was found in QPSK modulation.

### LTE Band 38

EUT Configure Mode	Test Item	Available Channel	Tested Channel	Channel Bandwidth	Modulation	Mode
-	EIRP	37775 to 38225	37775, 38000, 38225	5 MHz	QPSK, 16QAM, 64QAM	1 RB / 0 RB Offset
		37800 to 38200	37800, 38000, 38200	10 MHz	QPSK, 16QAM, 64QAM	1 RB / 0 RB Offset
		37825 to 38175	37825, 38000, 38175	15 MHz	QPSK, 16QAM, 64QAM	1 RB / 0 RB Offset
		37850 to 38150	37850, 38000, 38150	20 MHz	QPSK, 16QAM, 64QAM	1 RB / 0 RB Offset
-	Frequency Stability	37775 to 38225	37775, 38225	5 MHz	QPSK	1 RB / 0 RB Offset
		37800 to 38200	37800, 38200	10 MHz	QPSK	1 RB / 0 RB Offset
		37825 to 38175	37825, 38175	15 MHz	QPSK	1 RB / 0 RB Offset
		37850 to 38150	37850, 38150	20 MHz	QPSK	1 RB / 0 RB Offset
-	Occupied Bandwidth	37775 to 38225	37775, 38000, 38225	5 MHz	QPSK, 16QAM, 64QAM	25 RB / 0 RB Offset
		37800 to 38200	37800, 38000, 38200	10 MHz	QPSK, 16QAM, 64QAM	50 RB / 0 RB Offset
		37825 to 38175	37825, 38000, 38175	15 MHz	QPSK, 16QAM, 64QAM	75 RB / 0 RB Offset
		37850 to 38150	37850, 38000, 38150	20 MHz	QPSK, 16QAM, 64QAM	100 RB / 0 RB Offset
-	Peak to Average Ratio	37775 to 38225	37775, 38000, 38225	5 MHz	QPSK, 16QAM, 64QAM	1 RB / 0 RB Offset
		37800 to 38200	37800, 38000, 38200	10 MHz	QPSK, 16QAM, 64QAM	1 RB / 0 RB Offset
		37825 to 38175	37825, 38000, 38175	15 MHz	QPSK, 16QAM, 64QAM	1 RB / 0 RB Offset
		37850 to 38150	37850, 38000, 38150	20 MHz	QPSK, 16QAM, 64QAM	1 RB / 0 RB Offset
-	Out-of-Band Emissions	37775 to 38225	37775, 38225	5 MHz	QPSK, 16QAM	25 RB / 0 RB Offset
		37800 to 38200	37800, 38200	10 MHz	QPSK, 16QAM	50 RB / 0 RB Offset
		37825 to 38175	37825, 38175	15 MHz	QPSK, 16QAM	75 RB / 0 RB Offset
		37850 to 38150	37850, 38150	20 MHz	QPSK, 16QAM	100 RB / 0 RB Offset
-	Conducted Emission	37775 to 38225	37775, 38000, 38225	5 MHz	QPSK	1 RB / 0 RB Offset
		37800 to 38200	37800, 38000, 38200	10 MHz	QPSK	1 RB / 0 RB Offset
		37825 to 38175	37825, 38000, 38175	15 MHz	QPSK	1 RB / 0 RB Offset
		37850 to 38150	37850, 38000, 38150	20 MHz	QPSK	1 RB / 0 RB Offset
-	Radiated Emission	37850 to 38150	37850, 38000, 38150	20 MHz	QPSK	1 RB / 0 RB Offset

**Note:** This device was tested under all bandwidths, RB configurations and modulations. The worst case was found in QPSK modulation.

### LTE Band 41

EUT Configure Mode	Test Item	Available Channel	Tested Channel	Channel Bandwidth	Modulation	Mode
-	EIRP	39675 to 41565	39675, 40620, 41565	5 MHz	QPSK, 16QAM, 64QAM	1 RB / 12 RB Offset
		39700 to 41540	39700, 40620, 41540	10 MHz	QPSK, 16QAM, 64QAM	1 RB / 24 RB Offset
		39725 to 41515	39725, 40620, 41515	15 MHz	QPSK, 16QAM, 64QAM	1 RB / 37 RB Offset
		39750 to 41490	39750, 40620, 41490	20 MHz	QPSK, 16QAM, 64QAM	1 RB / 50 RB Offset
-	Frequency Stability	39675 to 41565	39675, 41565	5 MHz	QPSK	1 RB / 12 RB Offset
		39700 to 41540	39700, 41540	10 MHz	QPSK	1 RB / 24 RB Offset
		39725 to 41515	39725, 41515	15 MHz	QPSK	1 RB / 37 RB Offset
		39750 to 41490	39750, 41490	20 MHz	QPSK	1 RB / 50 RB Offset
-	Occupied Bandwidth	39675 to 41565	39675, 40620, 41565	5 MHz	QPSK, 16QAM, 64QAM	25 RB / 0 RB Offset
		39700 to 41540	39700, 40620, 41540	10 MHz	QPSK, 16QAM, 64QAM	50 RB / 0 RB Offset
		39725 to 41515	39725, 40620, 41515	15 MHz	QPSK, 16QAM, 64QAM	75 RB / 0 RB Offset
		39750 to 41490	39750, 40620, 41490	20 MHz	QPSK, 16QAM, 64QAM	100 RB / 0 RB Offset
-	Peak to Average Ratio	39675 to 41565	39675, 40620, 41565	5 MHz	QPSK, 16QAM, 64QAM	25 RB / 0 RB Offset
		39700 to 41540	39700, 40620, 41540	10 MHz	QPSK, 16QAM, 64QAM	1 RB / 0 RB Offset
		39725 to 41515	39725, 40620, 41515	15 MHz	QPSK, 16QAM, 64QAM	1 RB / 0 RB Offset
		39750 to 41490	39750, 40620, 41490	20 MHz	QPSK, 16QAM, 64QAM	1 RB / 0 RB Offset
-	Out-of-Band Emissions	39675 to 41565	39675, 41565	5 MHz	QPSK, 16QAM	25 RB / 0 RB Offset
		39700 to 41540	39700, 41540	10 MHz	QPSK, 16QAM	50 RB / 0 RB Offset
		39725 to 41515	39725, 41515	15 MHz	QPSK, 16QAM	75 RB / 0 RB Offset
		39750 to 41490	39750, 41490	20 MHz	QPSK, 16QAM	100 RB / 0 RB Offset
-	Conducted Emission	39675 to 41565	39675, 40620, 41565	5 MHz	QPSK	1 RB / 12 RB Offset
		39700 to 41540	39700, 40620, 41540	10 MHz	QPSK	1 RB / 24 RB Offset
		39725 to 41515	39725, 40620, 41515	15 MHz	QPSK	1 RB / 37 RB Offset
		39750 to 41490	39750, 40620, 41490	20 MHz	QPSK	1 RB / 50 RB Offset
-	Radiated Emission	39750 to 41490	39750, 40620, 41490	20 MHz	QPSK	1 RB / 50 RB Offset

**Note:** This device was tested under all bandwidths, RB configurations and modulations. The worst case was found in QPSK modulation.

**Test Condition:**

Test Item	Environmental Conditions	Input Power	Tested By
EIRP	25 deg. C, 65 % RH	15.4 Vdc	Anson Lin
Frequency Stability	25 deg. C, 65 % RH	15.4 Vdc	Taylor Liu
Occupied Bandwidth	25 deg. C, 65 % RH	15.4 Vdc	Taylor Liu
Out-of-Band Emissions	25 deg. C, 65 % RH	15.4 Vdc	Taylor Liu
Peak to Average Ratio	25 deg. C, 65 % RH	15.4 Vdc	Taylor Liu
Conducted Emission	25 deg. C, 65 % RH	15.4 Vdc	Taylor Liu
Radiated Emission	25 deg. C, 65 % RH	120 Vac, 60 Hz	Karl Lee, Charles Hsiao

**3.4 EUT Operating Conditions**

The EUT makes a call to the communication simulator. The communication simulator station system controlled a EUT to export maximum output power under transmission mode and specific channel frequency

**3.5 General Description of Applied Standards**

The EUT is a RF Product. According to the specifications of the manufacturer, it must comply with the requirements of the following standards:

**FCC 47 CFR Part 2**

**FCC 47 CFR Part 27**

**KDB 971168 D01 Power Meas License Digital Systems v03**

**ANSI/TIA/EIA-603-E 2016**

**ANSI 63.26-2015**

**Note:** All test items have been performed and recorded as per the above standards.

## 4 Test Types and Results

### 4.1 Output Power Measurement

#### 4.1.1 Limits of Output Power Measurement

The radiated peak output power shall be according to the specific rule Part 27.50(h)(2) that “User stations are limited to 2 watts” and 27.50(i) specific that “Peak transmit power must be measure over any interval of continuous transmission using instrumentation calibration in terms of rms-equivalent voltage.”

#### 4.1.2 Test Procedures

##### **EIRP Measurement:**

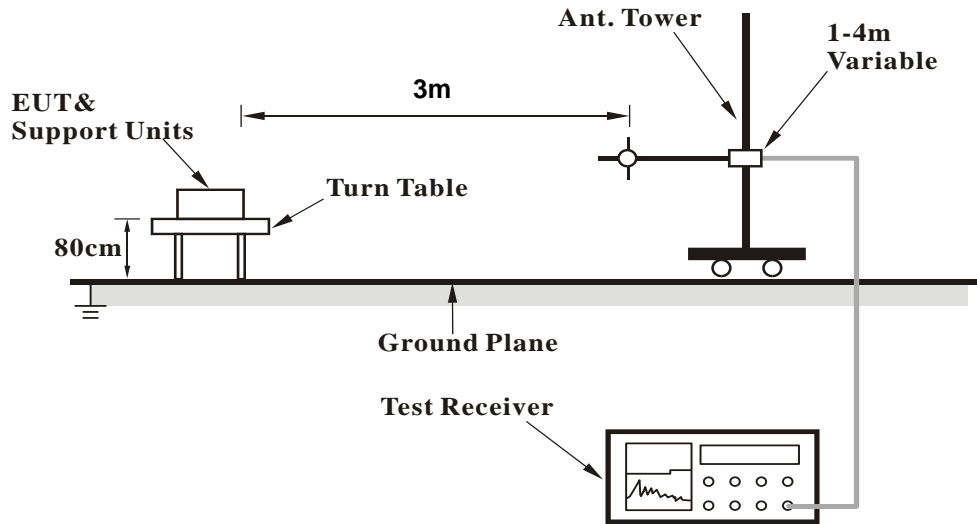
- a. All measurements were done at low, middle and high operational frequency range. RBW and VBW is 10 MHz for LTE mode.
- b. Substitution method is used for E.I.R.P measurement. In the semi-anechoic chamber, EUT placed on the 0.8 m (below or equal 1 GHz) and/or 1.5 m (above 1 GHz) height of Turn Table, rotated the table around 360 degrees to search the maximum radiation power and receiver antenna shall be rotated vertical and horizontal polarization and moved height from 1 m to 4 m to find the maximum polar radiated power. The “Read Value” is the spectrum reading the maximum power value.
- c. The substitution horn antenna is substituted for EUT at the same position and signals generator export the CW signal to the substitution antenna via a tx cable. Rotated the Turn Table and moved receiving antenna to find the maximum radiation power. Adjust output power level of S.G to get a Value of spectrum reading equal to “Read Value“ of step b. Record the power level of S.G.
- d.  $EIRP = \text{Output power level of S.G} - \text{TX cable loss} + \text{Antenna gain of substitution horn}.$

##### **Conducted Power Measurement:**

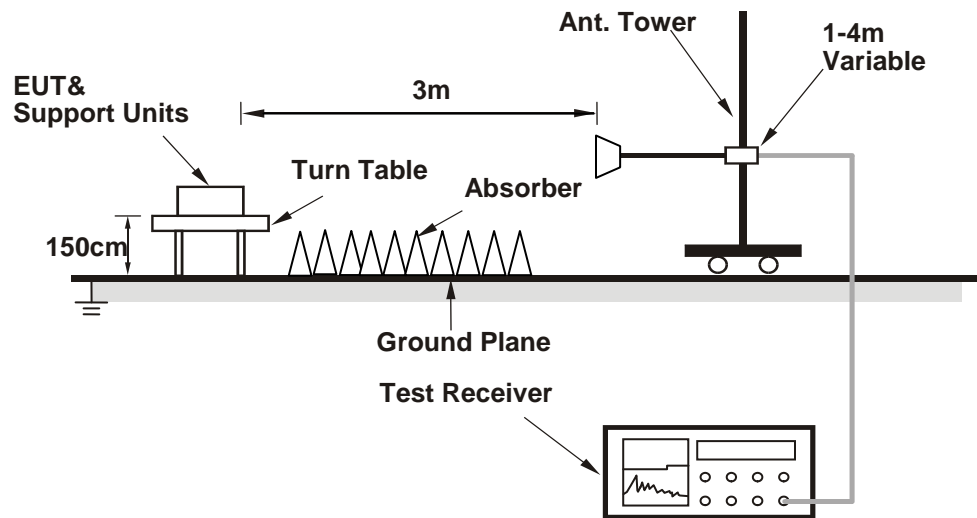
- a. The EUT was set up for the maximum power with LTE link data modulation and link up with simulator.
- b. Set the EUT to transmit under low, middle and high channel and record the power level shown on simulator.

4.1.3 Test Setup

**EIRP / ERP Measurement:  
<Radiated Emission below or equal 1 GHz>**



**<Radiated Emission above 1 GHz>**



For the actual test configuration, please refer to the attached file (Test Setup Photo).

**Conducted Power Measurement:**



4.1.4 Test Results

Conducted Output Power (dBm)

LTE Band 7														
EUT without Power Reduction (P-Sensor NOT Triggered)														
BW (MHz)	RB Size	RB Offset	QPSK				16QAM				64QAM			
			Low CH 20850	Mid CH 21100	High CH 21350	3GPP MPR (dB)	Low CH 20850	Mid CH 21100	High CH 21350	3GPP MPR (dB)	Low CH 20850	Mid CH 21100	High CH 21350	3GPP MPR (dB)
			2510.0 MHz	2535.0 MHz	2560.0 MHz		2510.0 MHz	2535.0 MHz	2560.0 MHz		2510.0 MHz	2535.0 MHz	2560.0 MHz	
20	1	0	23.83	23.67	23.52	0	22.95	22.89	22.74	1	21.79	21.63	21.48	2
	1	50	23.70	23.54	23.39	0	22.92	22.76	22.61	1	21.81	21.54	21.49	2
	1	99	23.66	23.50	23.35	0	22.88	22.72	22.57	1	21.78	21.53	21.43	2
	50	0	22.81	22.65	22.50	1	21.83	21.87	21.72	2	20.88	20.74	20.51	3
	50	25	22.79	22.63	22.48	1	21.81	21.85	21.70	2	20.71	20.55	20.47	3
	50	50	22.74	22.58	22.43	1	21.96	21.80	21.65	2	20.71	20.59	20.40	3
	100	0	22.78	22.62	22.47	1	22.00	21.84	21.69	2	20.79	20.55	20.35	3
BW (MHz)	RB Size	RB Offset	QPSK				16QAM				64QAM			
			Low CH 20825	Mid CH 21100	High CH 21375	3GPP MPR (dB)	Low CH 20825	Mid CH 21100	High CH 21375	3GPP MPR (dB)	Low CH 20825	Mid CH 21100	High CH 21375	3GPP MPR (dB)
			2507.5 MHz	2535.0 MHz	2562.5 MHz		2507.5 MHz	2535.0 MHz	2562.5 MHz		2507.5 MHz	2535.0 MHz	2562.5 MHz	
15	1	0	23.74	23.58	23.43	0	22.86	22.80	22.65	1	21.86	21.72	21.53	2
	1	37	23.61	23.45	23.30	0	22.83	22.67	22.52	1	21.71	21.50	21.43	2
	1	74	23.57	23.41	23.26	0	22.79	22.63	22.48	1	21.65	21.61	21.41	2
	36	0	22.72	22.56	22.41	1	21.74	21.78	21.63	2	20.88	20.68	20.51	3
	36	19	22.70	22.54	22.39	1	21.72	21.76	21.61	2	20.69	20.49	20.38	3
	36	39	22.65	22.49	22.34	1	21.87	21.71	21.56	2	20.73	20.55	20.49	3
	75	0	22.69	22.53	22.38	1	21.91	21.75	21.60	2	20.73	20.60	20.35	3
BW (MHz)	RB Size	RB Offset	QPSK				16QAM				64QAM			
			Low CH 20800	Mid CH 21100	High CH 21400	3GPP MPR (dB)	Low CH 20800	Mid CH 21100	High CH 21400	3GPP MPR (dB)	Low CH 20800	Mid CH 21100	High CH 21400	3GPP MPR (dB)
			2505.0 MHz	2535.0 MHz	2565.0 MHz		2505.0 MHz	2535.0 MHz	2565.0 MHz		2505.0 MHz	2535.0 MHz	2565.0 MHz	
10	1	0	23.61	23.45	23.30	0	22.73	22.67	22.52	1	21.82	21.74	21.65	2
	1	24	23.48	23.32	23.17	0	22.70	22.54	22.39	1	21.73	21.53	21.50	2
	1	49	23.44	23.28	23.13	0	22.66	22.50	22.35	1	21.75	21.61	21.38	2
	25	0	22.59	22.43	22.28	1	21.61	21.65	21.50	2	20.87	20.80	20.51	3
	25	12	22.57	22.41	22.26	1	21.59	21.63	21.48	2	20.66	20.53	20.49	3
	25	25	22.52	22.36	22.21	1	21.74	21.58	21.43	2	20.69	20.51	20.40	3
	50	0	22.56	22.40	22.25	1	21.78	21.62	21.47	2	20.66	20.45	20.50	3
BW (MHz)	RB Size	RB Offset	QPSK				16QAM				64QAM			
			Low CH 20775	Mid CH 21100	High CH 21425	3GPP MPR (dB)	Low CH 20775	Mid CH 21100	High CH 21425	3GPP MPR (dB)	Low CH 20775	Mid CH 21100	High CH 21425	3GPP MPR (dB)
			2502.5 MHz	2535.0 MHz	2567.5 MHz		2502.5 MHz	2535.0 MHz	2567.5 MHz		2502.5 MHz	2535.0 MHz	2567.5 MHz	
5	1	0	23.55	23.39	23.24	0	22.67	22.61	22.46	1	21.98	21.74	21.48	2
	1	12	23.42	23.26	23.11	0	22.64	22.48	22.33	1	21.85	21.52	21.38	2
	1	24	23.38	23.22	23.07	0	22.60	22.44	22.29	1	21.78	21.56	21.43	2
	12	0	22.53	22.37	22.22	1	21.55	21.59	21.44	2	20.89	20.81	20.66	3
	12	6	22.51	22.35	22.20	1	21.53	21.57	21.42	2	20.74	20.49	20.36	3
	12	13	22.46	22.30	22.15	1	21.68	21.52	21.37	2	20.68	20.60	20.44	3
	25	0	22.50	22.34	22.19	1	21.72	21.56	21.41	2	20.79	20.51	20.48	3



**LTE Band 7**

**EUT with Power Reduction (P-Sensor Triggered)**

BW (MHz)	RB Size	RB Offset	QPSK				16QAM				64QAM			
			Low CH 20850	Mid CH 21100	High CH 21350	3GPP MPR (dB)	Low CH 20850	Mid CH 21100	High CH 21350	3GPP MPR (dB)	Low CH 20850	Mid CH 21100	High CH 21350	3GPP MPR (dB)
			2510.0 MHz	2535.0 MHz	2560.0 MHz		2510.0 MHz	2535.0 MHz	2560.0 MHz		2510.0 MHz	2535.0 MHz	2560.0 MHz	
20	1	0	12.82	12.87	12.83	0	11.80	11.85	11.81	1	10.77	10.82	10.78	2
	1	50	12.64	12.69	12.65	0	11.62	11.67	11.63	1	10.59	10.64	10.60	2
	1	99	12.62	12.67	12.63	0	11.60	11.65	11.61	1	10.57	10.62	10.58	2
	50	0	11.76	11.81	11.77	1	10.74	10.79	10.75	2	9.71	9.76	9.72	3
	50	25	11.74	11.79	11.75	1	10.72	10.77	10.73	2	9.69	9.74	9.70	3
	50	50	11.67	11.72	11.68	1	10.65	10.70	10.66	2	9.62	9.67	9.63	3
	100	0	11.73	11.76	11.73	1	10.71	10.74	10.71	2	9.68	9.71	9.68	3
BW (MHz)	RB Size	RB Offset	QPSK				16QAM				64QAM			
			Low CH 20825	Mid CH 21100	High CH 21375	3GPP MPR (dB)	Low CH 20825	Mid CH 21100	High CH 21375	3GPP MPR (dB)	Low CH 20825	Mid CH 21100	High CH 21375	3GPP MPR (dB)
			2507.5 MHz	2535.0 MHz	2562.5 MHz		2507.5 MHz	2535.0 MHz	2562.5 MHz		2507.5 MHz	2535.0 MHz	2562.5 MHz	
15	1	0	12.77	12.82	12.78	0	11.75	11.80	11.76	1	10.72	10.77	10.73	2
	1	37	12.59	12.64	12.60	0	11.57	11.62	11.58	1	10.54	10.59	10.55	2
	1	74	12.57	12.62	12.58	0	11.55	11.60	11.56	1	10.52	10.57	10.53	2
	36	0	11.71	11.76	11.72	1	10.69	10.74	10.70	2	9.66	9.71	9.67	3
	36	19	11.69	11.74	11.70	1	10.67	10.72	10.68	2	9.64	9.69	9.65	3
	36	39	11.62	11.67	11.63	1	10.60	10.65	10.61	2	9.57	9.62	9.58	3
	75	0	11.68	11.71	11.68	1	10.66	10.69	10.66	2	9.63	9.66	9.63	3
BW (MHz)	RB Size	RB Offset	QPSK				16QAM				64QAM			
			Low CH 20800	Mid CH 21100	High CH 21400	3GPP MPR (dB)	Low CH 20800	Mid CH 21100	High CH 21400	3GPP MPR (dB)	Low CH 20800	Mid CH 21100	High CH 21400	3GPP MPR (dB)
			2505.0 MHz	2535.0 MHz	2565.0 MHz		2505.0 MHz	2535.0 MHz	2565.0 MHz		2505.0 MHz	2535.0 MHz	2565.0 MHz	
10	1	0	12.72	12.77	12.73	0	11.70	11.75	11.71	1	10.67	10.72	10.68	2
	1	24	12.54	12.59	12.55	0	11.52	11.57	11.53	1	10.49	10.54	10.50	2
	1	49	12.52	12.57	12.53	0	11.50	11.55	11.51	1	10.47	10.52	10.48	2
	25	0	11.66	11.71	11.67	1	10.64	10.69	10.65	2	9.61	9.66	9.62	3
	25	12	11.64	11.69	11.65	1	10.62	10.67	10.63	2	9.59	9.64	9.60	3
	25	25	11.57	11.62	11.58	1	10.55	10.60	10.56	2	9.52	9.57	9.53	3
	50	0	11.63	11.66	11.63	1	10.61	10.64	10.61	2	9.58	9.61	9.58	3
BW (MHz)	RB Size	RB Offset	QPSK				16QAM				64QAM			
			Low CH 20775	Mid CH 21100	High CH 21425	3GPP MPR (dB)	Low CH 20775	Mid CH 21100	High CH 21425	3GPP MPR (dB)	Low CH 20775	Mid CH 21100	High CH 21425	3GPP MPR (dB)
			2502.5 MHz	2535.0 MHz	2567.5 MHz		2502.5 MHz	2535.0 MHz	2567.5 MHz		2502.5 MHz	2535.0 MHz	2567.5 MHz	
5	1	0	12.65	12.70	12.66	0	11.63	11.68	11.64	1	10.60	10.65	10.61	2
	1	12	12.47	12.52	12.48	0	11.45	11.50	11.46	1	10.42	10.47	10.43	2
	1	24	12.45	12.50	12.46	0	11.43	11.48	11.44	1	10.40	10.45	10.41	2
	12	0	11.59	11.64	11.60	1	10.57	10.62	10.58	2	9.54	9.59	9.55	3
	12	6	11.57	11.62	11.58	1	10.55	10.60	10.56	2	9.52	9.57	9.53	3
	12	13	11.50	11.55	11.51	1	10.48	10.53	10.49	2	9.45	9.50	9.46	3
	25	0	11.56	11.59	11.56	1	10.54	10.57	10.54	2	9.51	9.54	9.51	3

**LTE Band 38**

**EUT without Power Reduction (P-Sensor NOT Triggered)**

BW (MHz)	RB Size	RB Offset	QPSK				16QAM				64QAM			
			Low CH 37850	Mid CH 38000	High CH 38150	3GPP MPR (dB)	Low CH 37850	Mid CH 38000	High CH 38150	3GPP MPR (dB)	Low CH 37850	Mid CH 38000	High CH 38150	3GPP MPR (dB)
			2580.0 MHz	2595.0 MHz	2610.0 MHz		2580.0 MHz	2595.0 MHz	2610.0 MHz		2580.0 MHz	2595.0 MHz	2610.0 MHz	
20	1	0	23.53	23.45	23.48	0	22.55	22.48	22.51	1	21.59	21.51	21.55	2
	1	50	23.35	23.29	23.32	0	22.42	22.31	22.33	1	21.45	21.32	21.35	2
	1	99	23.27	23.21	23.23	0	22.27	22.21	22.24	1	21.33	21.22	21.26	2
	50	0	22.50	22.38	22.40	1	21.50	21.37	21.39	2	20.52	20.36	20.39	3
	50	25	22.33	22.27	22.30	1	21.31	21.23	21.26	2	20.29	20.19	20.22	3
	50	50	22.28	22.23	22.26	1	21.24	21.18	21.20	2	20.22	20.13	20.17	3
	100	0	22.38	22.33	22.36	1	21.37	21.30	21.33	2	20.35	20.28	20.31	3
BW (MHz)	RB Size	RB Offset	QPSK				16QAM				64QAM			
			Low CH 37825	Mid CH 38000	High CH 38175	3GPP MPR (dB)	Low CH 37825	Mid CH 38000	High CH 38175	3GPP MPR (dB)	Low CH 37825	Mid CH 38000	High CH 38175	3GPP MPR (dB)
			2577.5 MHz	2595.0 MHz	2612.5 MHz		2577.5 MHz	2595.0 MHz	2612.5 MHz		2577.5 MHz	2595.0 MHz	2612.5 MHz	
15	1	0	23.45	23.39	23.42	0	22.50	22.40	22.47	1	21.55	21.48	21.51	2
	1	37	23.29	23.22	23.24	0	22.29	22.22	22.26	1	21.45	21.28	21.35	2
	1	74	23.20	23.12	23.15	0	22.23	22.14	22.17	1	21.22	21.14	21.17	2
	36	0	22.38	22.27	22.30	1	21.39	21.28	21.30	2	20.40	20.27	20.31	3
	36	19	22.23	22.13	22.17	1	21.23	21.09	21.14	2	20.24	20.04	20.11	3
	36	39	22.15	22.08	22.11	1	21.10	21.03	21.06	2	20.09	20.05	20.01	3
	75	0	22.27	22.20	22.23	1	21.28	21.18	21.22	2	20.27	20.16	20.19	3
BW (MHz)	RB Size	RB Offset	QPSK				16QAM				64QAM			
			Low CH 37800	Mid CH 38000	High CH 38200	3GPP MPR (dB)	Low CH 37800	Mid CH 38000	High CH 38200	3GPP MPR (dB)	Low CH 37800	Mid CH 38000	High CH 38200	3GPP MPR (dB)
			2575.0 MHz	2595.0 MHz	2615.0 MHz		2575.0 MHz	2595.0 MHz	2615.0 MHz		2575.0 MHz	2595.0 MHz	2615.0 MHz	
10	1	0	23.40	23.34	23.37	0	22.45	22.37	22.42	1	21.50	21.39	21.43	2
	1	24	23.24	23.12	23.14	0	22.33	22.18	22.22	1	21.26	21.17	21.21	2
	1	49	23.12	23.01	23.04	0	22.18	22.08	22.12	1	21.17	21.02	21.05	2
	25	0	22.22	22.15	22.20	1	21.31	21.23	21.25	2	20.33	20.13	20.17	3
	25	12	22.09	21.99	22.05	1	21.13	20.95	20.97	2	20.06	19.89	19.95	3
	25	25	22.00	21.94	21.97	1	20.99	20.88	20.92	2	19.91	19.83	19.86	3
	50	0	22.15	22.09	22.12	1	21.23	21.07	21.10	2	20.10	20.02	20.04	3
BW (MHz)	RB Size	RB Offset	QPSK				16QAM				64QAM			
			Low CH 37775	Mid CH 38000	High CH 38225	3GPP MPR (dB)	Low CH 37775	Mid CH 38000	High CH 38225	3GPP MPR (dB)	Low CH 37775	Mid CH 38000	High CH 38225	3GPP MPR (dB)
			2572.5 MHz	2595.0 MHz	2617.5 MHz		2572.5 MHz	2595.0 MHz	2617.5 MHz		2572.5 MHz	2595.0 MHz	2617.5 MHz	
5	1	0	23.35	23.27	23.31	0	22.39	22.34	22.37	1	21.42	21.32	21.37	2
	1	12	23.16	23.06	23.10	0	22.26	22.12	22.16	1	21.25	21.08	21.15	2
	1	24	23.04	22.94	22.98	0	22.05	21.95	21.98	1	21.06	21.05	21.04	2
	12	0	22.21	22.07	22.11	1	21.15	21.06	21.13	2	20.20	20.03	20.06	3
	12	6	22.02	21.86	21.90	1	20.99	20.82	20.88	2	19.92	19.76	19.83	3
	12	13	21.92	21.78	21.82	1	20.87	20.75	20.80	2	19.81	19.69	19.73	3
	25	0	22.07	21.97	21.99	1	21.06	20.95	20.97	2	20.00	19.90	19.96	3

**LTE Band 38**

**EUT with Power Reduction (P-Sensor Triggered)**

BW (MHz)	RB Size	RB Offset	QPSK				16QAM				64QAM			
			Low CH	Mid CH	High CH	3GPP MPR (dB)	Low CH	Mid CH	High CH	3GPP MPR (dB)	Low CH	Mid CH	High CH	3GPP MPR (dB)
			37850 MHz	38000 MHz	38150 MHz		2580.0 MHz	2595.0 MHz	2610.0 MHz		2580.0 MHz	2595.0 MHz	2610.0 MHz	
20	1	0	14.50	14.38	14.31	0	13.49	13.35	13.28	1	12.60	12.46	12.39	2
	1	50	14.43	14.28	14.22	0	13.40	13.25	13.19	1	12.51	12.36	12.30	2
	1	99	14.28	14.13	14.07	0	13.25	13.10	13.04	1	12.36	12.21	12.15	2
	50	0	13.46	13.31	13.25	1	12.43	12.28	12.22	2	11.54	11.39	11.33	3
	50	25	13.43	13.28	13.22	1	12.40	12.25	12.19	2	11.51	11.36	11.30	3
	50	50	13.31	13.16	13.10	1	12.28	12.13	12.07	2	11.39	11.24	11.18	3
	100	0	13.45	13.30	13.24	1	12.42	12.27	12.21	2	11.53	11.38	11.32	3
BW (MHz)	RB Size	RB Offset	QPSK				16QAM				64QAM			
			Low CH	Mid CH	High CH	3GPP MPR (dB)	Low CH	Mid CH	High CH	3GPP MPR (dB)	Low CH	Mid CH	High CH	3GPP MPR (dB)
			37825 MHz	38000 MHz	38175 MHz		2577.5 MHz	2595.0 MHz	2612.5 MHz		2577.5 MHz	2595.0 MHz	2612.5 MHz	
15	1	0	14.47	14.33	14.26	0	13.44	13.30	13.23	1	12.58	12.44	12.37	2
	1	37	14.38	14.23	14.17	0	13.35	13.20	13.14	1	12.49	12.34	12.28	2
	1	74	14.23	14.08	14.02	0	13.20	13.05	12.99	1	12.34	12.19	12.13	2
	36	0	13.41	13.26	13.20	1	12.38	12.23	12.17	2	11.52	11.37	11.31	3
	36	19	13.38	13.23	13.17	1	12.35	12.20	12.14	2	11.49	11.34	11.28	3
	36	39	13.26	13.11	13.05	1	12.23	12.08	12.02	2	11.37	11.22	11.16	3
	75	0	13.40	13.25	13.19	1	12.37	12.22	12.16	2	11.51	11.36	11.30	3
BW (MHz)	RB Size	RB Offset	QPSK				16QAM				64QAM			
			Low CH	Mid CH	High CH	3GPP MPR (dB)	Low CH	Mid CH	High CH	3GPP MPR (dB)	Low CH	Mid CH	High CH	3GPP MPR (dB)
			37800 MHz	38000 MHz	38200 MHz		2575.0 MHz	2595.0 MHz	2615.0 MHz		2575.0 MHz	2595.0 MHz	2615.0 MHz	
10	1	0	14.44	14.30	14.23	0	13.41	13.27	13.20	1	12.55	12.41	12.34	2
	1	24	14.35	14.20	14.14	0	13.32	13.17	13.11	1	12.46	12.31	12.25	2
	1	49	14.20	14.05	13.99	0	13.17	13.02	12.96	1	12.31	12.16	12.10	2
	25	0	13.38	13.23	13.17	1	12.35	12.20	12.14	2	11.49	11.34	11.28	3
	25	12	13.35	13.20	13.14	1	12.32	12.17	12.11	2	11.46	11.31	11.25	3
	25	25	13.23	13.08	13.02	1	12.20	12.05	11.99	2	11.34	11.19	11.13	3
	50	0	13.37	13.22	13.16	1	12.34	12.19	12.13	2	11.48	11.33	11.27	3
BW (MHz)	RB Size	RB Offset	QPSK				16QAM				64QAM			
			Low CH	Mid CH	High CH	3GPP MPR (dB)	Low CH	Mid CH	High CH	3GPP MPR (dB)	Low CH	Mid CH	High CH	3GPP MPR (dB)
			37775 MHz	38000 MHz	38225 MHz		2572.5 MHz	2595.0 MHz	2617.5 MHz		2572.5 MHz	2595.0 MHz	2617.5 MHz	
5	1	0	14.39	14.25	14.18	0	13.36	13.22	13.15	1	12.50	12.36	12.29	2
	1	12	14.30	14.15	14.09	0	13.27	13.12	13.06	1	12.41	12.26	12.20	2
	1	24	14.15	14.00	13.94	0	13.12	12.97	12.91	1	12.26	12.11	12.05	2
	12	0	13.33	13.18	13.12	1	12.30	12.15	12.09	2	11.44	11.29	11.23	3
	12	6	13.30	13.15	13.09	1	12.27	12.12	12.06	2	11.41	11.26	11.20	3
	12	13	13.18	13.03	12.97	1	12.15	12.00	11.94	2	11.29	11.14	11.08	3
	25	0	13.32	13.17	13.11	1	12.29	12.14	12.08	2	11.43	11.28	11.22	3

### LTE Band 41

#### EUT without Power Reduction (P-Sensor NOT Triggered)

BW (MHz)	RB Size	RB Offset	QPSK						16QAM						64QAM					
			L-CH	M-CH	M-CH	M-CH	H-CH	3GPP MPR (dB)	L-CH	M-CH	M-CH	M-CH	H-CH	3GPP MPR (dB)	L-CH	M-CH	M-CH	M-CH	H-CH	3GPP MPR (dB)
			39750	40185	40620	41055	41490		39750	40185	40620	41055	41490		39750	40185	40620	41055	41490	
20	1	0	2506.0	2549.5	2593.0	2636.5	2680.0	0	2506.0	2549.5	2593.0	2636.5	2680.0	1	2506.0	2549.5	2593.0	2636.5	2680.0	2
	1	50	23.49	23.48	23.57	23.65	22.77	0	22.70	22.69	22.78	22.86	21.58	1	21.64	21.56	21.60	21.68	20.76	2
	1	99	23.45	23.44	23.53	23.61	22.73	0	22.66	22.65	22.74	22.82	21.54	1	21.51	21.42	21.53	21.71	20.81	2
	1	99	23.38	23.37	23.46	23.54	22.66	0	22.59	22.58	22.67	22.75	21.47	1	21.53	21.38	21.52	21.51	20.67	2
	50	0	22.58	22.57	22.66	22.74	21.86	1	21.79	21.78	21.87	21.95	20.67	2	20.71	20.67	20.63	20.71	20.00	3
	50	25	22.49	22.48	22.57	22.65	21.77	1	21.70	21.69	21.78	21.86	20.58	2	20.60	20.48	20.66	20.74	19.91	3
50	50	22.44	22.43	22.52	22.60	21.72	1	21.65	21.64	21.73	21.81	20.53	2	20.53	20.45	20.48	20.58	19.82	3	
100	0	22.52	22.51	22.60	22.68	21.80	1	21.73	21.72	21.81	21.89	20.61	2	20.47	20.48	20.62	20.67	19.95	3	
15	1	0	2503.5	2548.3	2593.0	2637.8	2682.5	0	2503.5	2548.3	2593.0	2637.8	2682.5	1	2503.5	2548.3	2593.0	2637.8	2682.5	2
	1	37	23.38	23.37	23.46	23.54	22.76	0	22.59	22.58	22.67	22.75	21.47	1	21.50	21.46	21.71	21.75	20.80	2
	1	37	23.34	23.33	23.42	23.50	22.75	0	22.55	22.54	22.63	22.71	21.43	1	21.48	21.52	21.52	21.57	20.73	2
	1	74	23.27	23.26	23.35	23.43	22.80	0	22.48	22.47	22.56	22.64	21.36	1	21.47	21.47	21.41	21.62	20.80	2
	36	0	22.47	22.46	22.55	22.63	21.93	1	21.68	21.67	21.76	21.84	20.56	2	20.63	20.60	20.74	20.85	19.82	3
	36	19	22.38	22.37	22.46	22.54	21.86	1	21.59	21.58	21.67	21.75	20.47	2	20.52	20.55	20.57	20.77	19.86	3
	36	39	22.33	22.32	22.41	22.49	21.77	1	21.54	21.53	21.62	21.70	20.42	2	20.44	20.48	20.57	20.55	19.78	3
75	0	22.41	22.40	22.49	22.57	21.89	1	21.62	21.61	21.70	21.78	20.50	2	20.52	20.47	20.64	20.66	19.86	3	
10	1	0	2501.0	2547.0	2593.0	2639.0	2685.0	0	2501.0	2547.0	2593.0	2639.0	2685.0	1	2501.0	2547.0	2593.0	2639.0	2685.0	2
	1	24	23.29	23.28	23.37	23.45	22.87	0	22.50	22.49	22.58	22.66	21.38	1	21.62	21.58	21.69	21.63	20.83	2
	1	24	23.25	23.24	23.33	23.41	22.72	0	22.46	22.45	22.54	22.62	21.34	1	21.47	21.47	21.59	21.64	20.81	2
	1	49	23.18	23.17	23.26	23.34	22.70	0	22.39	22.38	22.47	22.55	21.27	1	21.35	21.37	21.48	21.49	20.68	2
	25	0	22.38	22.37	22.46	22.54	21.90	1	21.59	21.58	21.67	21.75	20.47	2	20.63	20.58	20.71	20.72	19.82	3
	25	12	22.29	22.28	22.37	22.45	21.89	1	21.50	21.49	21.58	21.66	20.38	2	20.50	20.52	20.54	20.73	19.81	3
25	25	22.24	22.23	22.32	22.40	21.79	1	21.45	21.44	21.53	21.61	20.33	2	20.54	20.39	20.53	20.57	19.79	3	
50	0	22.32	22.31	22.40	22.48	21.76	1	21.53	21.52	21.61	21.69	20.41	2	20.65	20.54	20.55	20.70	19.86	3	
5	1	0	2498.5	2545.8	2593.0	2640.3	2687.5	0	2498.5	2545.8	2593.0	2640.3	2687.5	1	2498.5	2545.8	2593.0	2640.3	2687.5	2
	1	12	23.21	23.20	23.29	23.37	22.77	0	22.42	22.41	22.50	22.58	21.30	1	21.47	21.63	21.65	21.74	20.84	2
	1	12	23.17	23.16	23.25	23.33	22.82	0	22.38	22.37	22.46	22.54	21.26	1	21.52	21.57	21.66	21.64	20.86	2
	1	24	23.10	23.09	23.18	23.26	22.76	0	22.31	22.30	22.39	22.47	21.19	1	21.45	21.40	21.49	21.49	20.62	2
	12	0	22.30	22.29	22.38	22.46	21.88	1	21.51	21.50	21.59	21.67	20.39	2	20.58	20.58	20.71	20.75	19.86	3
	12	6	22.21	22.20	22.29	22.37	21.78	1	21.42	21.41	21.50	21.58	20.30	2	20.45	20.55	20.63	20.71	19.81	3
12	13	22.16	22.15	22.24	22.32	21.81	1	21.37	21.36	21.45	21.53	20.25	2	20.43	20.51	20.66	20.56	19.74	3	
25	0	22.24	22.23	22.32	22.40	21.84	1	21.45	21.44	21.53	21.61	20.33	2	20.66	20.62	20.59	20.80	19.78	3	

### LTE Band 41

#### EUT with Power Reduction (P-Sensor Triggered)

BW (MHz)	RB Size	RB Offset	QPSK						16QAM						64QAM					
			L-CH	M-CH	M-CH	M-CH	H-CH	3GPP MPR (dB)	L-CH	M-CH	M-CH	M-CH	H-CH	3GPP MPR (dB)	L-CH	M-CH	M-CH	M-CH	H-CH	3GPP MPR (dB)
			39750	40185	40620	41055	41490		39750	40185	40620	41055	41490		39750	40185	40620	41055	41490	
20	1	0	2506.0	2549.5	2593.0	2636.5	2680.0	2506.0	2549.5	2593.0	2636.5	2680.0	2506.0	2549.5	2593.0	2636.5	2680.0			
	1	50	14.43	14.37	14.49	14.45	13.47	13.45	13.39	13.49	13.47	12.49	1	12.43	12.37	12.47	12.45	11.47		
	1	99	14.31	14.25	14.39	14.33	13.36	13.33	13.27	13.41	13.35	12.38	1	12.31	12.25	12.39	12.33	11.36		
	1	99	14.29	14.23	14.37	14.31	13.34	13.31	13.25	13.39	13.33	12.36	1	12.29	12.23	12.37	12.31	11.34		
	50	0	13.39	13.33	13.47	13.41	12.44	1	12.41	12.35	12.49	12.43	11.46	2	11.39	11.33	11.47	11.41	10.44	
	50	25	13.35	13.29	13.43	13.37	12.40	1	12.37	12.31	12.45	12.39	11.42	2	11.35	11.29	11.43	11.37	10.40	
	50	50	13.33	13.27	13.41	13.35	12.38	1	12.35	12.29	12.43	12.37	11.40	2	11.33	11.27	11.41	11.35	10.38	
100	0	13.38	13.32	13.46	13.40	12.43	1	12.40	12.34	12.48	12.42	11.45	2	11.38	11.32	11.46	11.40	10.43		
15	1	0	2503.5	2548.3	2593.0	2637.8	2682.5	2503.5	2548.3	2593.0	2637.8	2682.5	2503.5	2548.3	2593.0	2637.8	2682.5			
	1	37	14.40	14.34	14.46	14.42	13.44	0	13.42	13.36	13.46	13.44	12.46	1	12.40	12.34	12.44	12.42	11.44	
	1	74	14.28	14.22	14.36	14.30	13.33	0	13.30	13.24	13.38	13.32	12.35	1	12.28	12.22	12.36	12.30	11.33	
	1	74	14.26	14.20	14.34	14.28	13.31	0	13.28	13.22	13.36	13.30	12.33	1	12.26	12.20	12.34	12.28	11.31	
	36	0	13.36	13.30	13.44	13.38	12.41	1	12.38	12.32	12.46	12.40	11.43	2	11.36	11.30	11.44	11.38	10.41	
	36	19	13.32	13.26	13.40	13.34	12.37	1	12.34	12.28	12.42	12.36	11.39	2	11.32	11.26	11.40	11.34	10.37	
	36	39	13.30	13.24	13.38	13.32	12.35	1	12.32	12.26	12.40	12.34	11.37	2	11.30	11.24	11.38	11.32	10.35	
75	0	13.35	13.29	13.43	13.37	12.40	1	12.37	12.31	12.45	12.39	11.42	2	11.35	11.29	11.43	11.37	10.40		
10	1	0	2501.0	2547.0	2593.0	2639.0	2685.0	2501.0	2547.0	2593.0	2639.0	2685.0	2501.0	2547.0	2593.0	2639.0	2685.0			
	1	24	14.35	14.29	14.41	14.37	13.39	0	13.37	13.31	13.41	13.39	12.41	1	12.35	12.29	12.39	12.37	11.39	
	1	49	14.23	14.17	14.31	14.25	13.28	0	13.25	13.19	13.33	13.27	12.30	1	12.23	12.17	12.31	12.25	11.28	
	1	49	14.21	14.15	14.29	14.23	13.26	0	13.23	13.17	13.31	13.25	12.28	1	12.21	12.15	12.29	12.23	11.26	
	25	0	13.31	13.25	13.39	13.33	12.36	1	12.33	12.27	12.41	12.35	11.38	2	11.31	11.25	11.39	11.33	10.36	
	25	12	13.27	13.21	13.35	13.29	12.32	1	12.29	12.23	12.37	12.31	11.34	2	11.27	11.21	11.35	11.29	10.32	
	25	25	13.25	13.19	13.33	13.27	12.30	1	12.27	12.21	12.35	12.29	11.32	2	11.25	11.19	11.33	11.27	10.30	
50	0	13.30	13.24	13.38	13.32	12.35	1	12.32	12.26	12.40	12.34	11.37	2	11.30	11.24	11.38	11.32	10.35		
5	1	0	2498.5	2545.8	2593.0	2640.3	2687.5	2498.5	2545.8	2593.0	2640.3	2687.5	2498.5	2545.8	2593.0	2640.3	2687.5			
	1	12	14.28	14.22	14.34	14.30	13.32	0	13.30	13.24	13.34	13.32	12.34	1	12.28	12.22	12.32	12.30	11.32	
	1	12	14.16	14.10	14.24	14.18	13.21	0	13.18	13.12	13.26	13.20	12.23	1	12.16	12.10	12.24	12.18	11.21	
	1	24	14.14	14.08	14.22	14.16	13.19	0	13.16	13.10	13.24	13.18	12.21	1	12.14	12.08	12.22	12.16	11.19	
	12	0	13.24	13.18	13.32	13.26	12.29	1	12.26	12.20	12.34	12.28	11.31	2	11.24	11.18	11.32	11.26	10.29	
	12	6	13.20	13.14	13.28	13.22	12.25	1	12.22	12.16	12.30	12.24	11.27	2	11.20	11.14	11.28	11.22	10.25	
	12	13	13.18	13.12	13.26	13.20	12.23	1	12.20	12.14	12.28	12.22	11.25	2	11.18	11.12	11.26	11.20	10.23	
25	0	13.23	13.17	13.31	13.25	12.28	1	12.25	12.19	12.33	12.27	11.30	2	11.23	11.17	11.31	11.25	10.28		

**EIRP Power (dBm)**

LTE Band 7							
Channel Bandwidth: 5 MHz / QPSK							
Plane	Channel	Frequency (MHz)	LVL (dBm)	Correction Factor (dB)	EIRP (dBm)	EIRP (mW)	Polarization (H/V)
Z	20775	2502.5	-17.47	44.24	26.77	475.12	H
	21100	2535.0	-17.41	44.20	26.79	477.20	
	21425	2567.5	-18.05	44.80	26.75	473.26	
	20775	2502.5	-21.47	44.19	22.72	187.11	V
	21100	2535.0	-21.34	44.09	22.75	188.28	
	21425	2567.5	-21.72	44.50	22.78	189.63	
Channel Bandwidth: 5 MHz / 16QAM							
Z	20775	2502.5	-18.40	44.24	25.84	383.53	H
	21100	2535.0	-18.41	44.20	25.79	379.05	
	21425	2567.5	-19.03	44.80	25.77	377.66	
	20775	2502.5	-22.33	44.19	21.86	153.50	V
	21100	2535.0	-22.30	44.09	21.79	150.94	
	21425	2567.5	-22.72	44.50	21.78	150.63	
Channel Bandwidth: 5 MHz / 64QAM							
Z	20775	2502.5	-19.46	44.24	24.78	300.47	H
	21100	2535.0	-19.45	44.20	24.75	298.33	
	21425	2567.5	-20.04	44.80	24.76	299.30	
	20775	2502.5	-23.36	44.19	20.83	121.09	V
	21100	2535.0	-23.34	44.09	20.75	118.80	
	21425	2567.5	-23.76	44.50	20.74	118.55	

LTE Band 7							
Channel Bandwidth: 10 MHz / QPSK							
Plane	Channel	Frequency (MHz)	LVL (dBm)	Correction Factor (dB)	EIRP (dBm)	EIRP (mW)	Polarization (H/V)
Z	20800	2505.0	-17.57	44.34	26.77	475.44	H
	21100	2535.0	-17.40	44.20	26.80	478.30	
	21400	2565.0	-17.90	44.72	26.82	481.17	
	20800	2505.0	-21.44	44.23	22.79	189.93	V
	21100	2535.0	-21.39	44.09	22.70	186.12	
	21400	2565.0	-21.66	44.41	22.75	188.19	
Channel Bandwidth: 10 MHz / 16QAM							
Z	20800	2505.0	-18.64	44.34	25.70	371.62	H
	21100	2535.0	-18.37	44.20	25.83	382.56	
	21400	2565.0	-18.93	44.72	25.79	379.58	
	20800	2505.0	-22.42	44.23	21.81	151.57	V
	21100	2535.0	-22.35	44.09	21.74	149.21	
	21400	2565.0	-22.60	44.41	21.81	151.57	
Channel Bandwidth: 10 MHz / 64QAM							
Z	20800	2505.0	-19.70	44.34	24.64	291.14	H
	21100	2535.0	-19.42	44.20	24.78	300.40	
	21400	2565.0	-19.86	44.72	24.86	306.41	
	20800	2505.0	-23.45	44.23	20.78	119.56	V
	21100	2535.0	-23.42	44.09	20.67	116.63	
	21400	2565.0	-23.67	44.41	20.74	118.47	

LTE Band 7							
Channel Bandwidth: 15 MHz / QPSK							
Plane	Channel	Frequency (MHz)	LVL (dBm)	Correction Factor (dB)	EIRP (dBm)	EIRP (mW)	Polarization (H/V)
Z	20825	2507.5	-17.50	44.32	26.82	480.62	H
	21100	2535.0	-17.36	44.20	26.84	482.73	
	21375	2562.5	-18.10	44.85	26.75	472.93	
	20825	2507.5	-21.22	43.99	22.77	189.32	V
	21100	2535.0	-21.25	44.09	22.84	192.22	
	21375	2562.5	-21.68	44.51	22.83	191.87	
Channel Bandwidth: 15 MHz / 16QAM							
Z	20825	2507.5	-18.54	44.32	25.78	378.27	H
	21100	2535.0	-18.39	44.20	25.81	380.80	
	21375	2562.5	-19.00	44.85	25.85	384.41	
	20825	2507.5	-22.19	43.99	21.80	151.43	V
	21100	2535.0	-22.25	44.09	21.84	152.69	
	21375	2562.5	-22.71	44.51	21.80	151.36	
Channel Bandwidth: 15 MHz / 64QAM							
Z	20825	2507.5	-19.56	44.32	24.76	299.09	H
	21100	2535.0	-19.42	44.20	24.78	300.40	
	21375	2562.5	-20.02	44.85	24.83	303.95	
	20825	2507.5	-23.26	43.99	20.73	118.36	V
	21100	2535.0	-23.27	44.09	20.82	120.73	
	21375	2562.5	-23.75	44.51	20.76	119.12	



LTE Band 7							
Channel Bandwidth: 20 MHz / QPSK							
Plane	Channel	Frequency (MHz)	LVL (dBm)	Correction Factor (dB)	EIRP (dBm)	EIRP (mW)	Polarization (H/V)
Z	20850.0	2510.0	-17.40	44.16	26.76	474.24	H
	21100.0	2535.0	-17.32	44.20	26.88	487.19	
	21350.0	2560.0	-18.00	44.81	26.81	479.40	
	20850.0	2510.0	-22.00	44.78	22.78	189.67	V
	21100.0	2535.0	-21.27	44.09	22.82	191.34	
	21350.0	2560.0	-21.82	44.72	22.90	194.98	
Channel Bandwidth: 20 MHz / 16QAM							
Z	20850.0	2510.0	-18.32	44.16	25.84	383.71	H
	21100.0	2535.0	-18.40	44.20	25.80	379.93	
	21350.0	2560.0	-18.89	44.81	25.92	390.57	
	20850.0	2510.0	-23.04	44.78	21.74	149.28	V
	21100.0	2535.0	-22.28	44.09	21.81	151.64	
	21350.0	2560.0	-22.77	44.72	21.95	156.68	
Channel Bandwidth: 20 MHz / 64QAM							
Z	20850.0	2510.0	-19.30	44.16	24.86	306.20	H
	21100.0	2535.0	-19.41	44.20	24.79	301.09	
	21350.0	2560.0	-19.85	44.81	24.96	313.11	
	20850.0	2510.0	-24.00	44.78	20.78	119.67	V
	21100.0	2535.0	-23.27	44.09	20.82	120.73	
	21350.0	2560.0	-23.79	44.72	20.93	123.88	

LTE Band 38							
Channel Bandwidth: 5 MHz / QPSK							
Plane	Channel	Frequency (MHz)	LVL (dBm)	Correction Factor (dB)	EIRP (dBm)	EIRP (mW)	Polarization (H/V)
X	37775	2572.5	-19.70	44.24	24.54	284.32	H
	38000	2595.0	-19.70	44.20	24.50	281.64	
	38225	2617.5	-20.27	44.80	24.53	283.86	
	37775	2572.5	-23.69	44.19	20.50	112.23	V
	38000	2595.0	-23.55	44.09	20.54	113.19	
	38225	2617.5	-24.05	44.50	20.45	110.89	
Channel Bandwidth: 5 MHz / 16QAM							
X	37775	2572.5	-20.72	44.24	23.52	224.80	H
	38000	2595.0	-20.74	44.20	23.46	221.67	
	38225	2617.5	-21.29	44.80	23.51	224.44	
	37775	2572.5	-24.68	44.19	19.51	89.35	V
	38000	2595.0	-24.60	44.09	19.49	88.88	
	38225	2617.5	-25.04	44.50	19.46	88.29	
Channel Bandwidth: 5 MHz / 64QAM							
X	37775	2572.5	-21.73	44.24	22.51	178.16	H
	38000	2595.0	-21.75	44.20	22.45	175.67	
	38225	2617.5	-22.31	44.80	22.49	177.46	
	37775	2572.5	-25.69	44.19	18.50	70.81	V
	38000	2595.0	-25.63	44.09	18.46	70.11	
	38225	2617.5	-25.96	44.50	18.54	71.43	

LTE Band 38							
Channel Bandwidth: 10 MHz / QPSK							
Plane	Channel	Frequency (MHz)	LVL (dBm)	Correction Factor (dB)	EIRP (dBm)	EIRP (mW)	Polarization (H/V)
X	37800	2575.0	-19.83	44.34	24.51	282.55	H
	38000	2595.0	-19.66	44.20	24.54	284.25	
	38200	2615.0	-20.23	44.72	24.49	281.38	
	37800	2575.0	-23.76	44.23	20.47	111.33	V
	38000	2595.0	-23.56	44.09	20.53	112.93	
	38200	2615.0	-23.93	44.41	20.48	111.58	
Channel Bandwidth: 10 MHz / 16QAM							
X	37800	2575.0	-20.86	44.34	23.48	222.89	H
	38000	2595.0	-20.67	44.20	23.53	225.27	
	38200	2615.0	-21.20	44.72	23.52	225.06	
	37800	2575.0	-24.79	44.23	19.44	87.82	V
	38000	2595.0	-24.53	44.09	19.56	90.32	
	38200	2615.0	-24.90	44.41	19.51	89.25	
Channel Bandwidth: 10 MHz / 64QAM							
X	37800	2575.0	-21.87	44.34	22.47	176.64	H
	38000	2595.0	-21.68	44.20	22.52	178.53	
	38200	2615.0	-22.23	44.72	22.49	177.54	
	37800	2575.0	-25.73	44.23	18.50	70.73	V
	38000	2595.0	-25.56	44.09	18.53	71.25	
	38200	2615.0	-25.92	44.41	18.49	70.57	

LTE Band 38							
Channel Bandwidth: 15 MHz / QPSK							
Plane	Channel	Frequency (MHz)	LVL (dBm)	Correction Factor (dB)	EIRP (dBm)	EIRP (mW)	Polarization (H/V)
X	37825	2577.5	-19.76	44.32	24.56	285.63	H
	38000	2595.0	-19.68	44.20	24.52	282.94	
	38175	2612.5	-20.35	44.85	24.50	281.71	
	37825	2577.5	-23.41	43.99	20.58	114.34	V
	38000	2595.0	-23.54	44.09	20.55	113.45	
	38175	2612.5	-23.97	44.51	20.54	113.24	
Channel Bandwidth: 15 MHz / 16QAM							
X	37825	2577.5	-20.79	44.32	23.53	225.32	H
	38000	2595.0	-20.71	44.20	23.49	223.20	
	38175	2612.5	-21.36	44.85	23.49	223.25	
	37825	2577.5	-24.42	43.99	19.57	90.61	V
	38000	2595.0	-24.50	44.09	19.59	90.95	
	38175	2612.5	-24.98	44.51	19.53	89.74	
Channel Bandwidth: 15 MHz / 64QAM							
X	37825	2577.5	-21.82	44.32	22.50	177.75	H
	38000	2595.0	-21.67	44.20	22.53	178.94	
	38175	2612.5	-21.33	44.85	23.52	224.80	
	37825	2577.5	-25.46	43.99	18.53	71.32	V
	38000	2595.0	-25.53	44.09	18.56	71.75	
	38175	2612.5	-25.99	44.51	18.52	71.12	

LTE Band 38							
Channel Bandwidth: 20 MHz / QPSK							
Plane	Channel	Frequency (MHz)	LVL (dBm)	Correction Factor (dB)	EIRP (dBm)	EIRP (mW)	Polarization (H/V)
X	37850	2580.0	-19.56	44.16	24.60	288.40	H
	38000	2595.0	-19.54	44.20	24.66	292.21	
	38150	2610.0	-20.23	44.81	24.58	286.88	
	37850	2580.0	-24.16	44.78	20.62	115.35	V
	38000	2595.0	-23.41	44.09	20.68	116.90	
	38150	2610.0	-24.20	44.72	20.52	112.72	
Channel Bandwidth: 20 MHz / 16QAM							
X	37850	2580.0	-20.57	44.16	23.59	228.56	H
	38000	2595.0	-20.53	44.20	23.67	232.65	
	38150	2610.0	-21.26	44.81	23.55	226.31	
	37850	2580.0	-25.20	44.78	19.58	90.78	V
	38000	2595.0	-24.43	44.09	19.66	92.43	
	38150	2610.0	-25.21	44.72	19.51	89.33	
Channel Bandwidth: 20 MHz / 64QAM							
X	37850	2580.0	-21.56	44.16	22.60	181.97	H
	38000	2595.0	-21.55	44.20	22.65	183.95	
	38150	2610.0	-22.23	44.81	22.58	181.01	
	37850	2580.0	-26.21	44.78	18.57	71.94	V
	38000	2595.0	-25.46	44.09	18.63	72.91	
	38150	2610.0	-26.14	44.72	18.58	72.11	

LTE Band 41							
Channel Bandwidth: 5 MHz / QPSK							
Plane	Channel	Frequency (MHz)	LVL (dBm)	Correction Factor (dB)	EIRP (dBm)	EIRP (mW)	Polarization (H/V)
X	39675	2498.5	-17.69	44.24	26.55	451.65	H
	40620	2593.0	-17.71	44.20	26.49	445.35	
	41565	2687.5	-18.27	44.80	26.53	449.88	
	39675	2498.5	-21.62	44.19	22.57	180.76	V
	40620	2593.0	-21.56	44.09	22.53	178.98	
	41565	2687.5	-21.96	44.50	22.54	179.43	
Channel Bandwidth: 5 MHz / 16QAM							
X	39675	2498.5	-18.75	44.24	25.49	353.83	H
	40620	2593.0	-18.67	44.20	25.53	357.03	
	41565	2687.5	-19.23	44.80	25.57	360.66	
	39675	2498.5	-22.64	44.19	21.55	142.92	V
	40620	2593.0	-22.59	44.09	21.50	141.19	
	41565	2687.5	-22.97	44.50	21.53	142.20	
Channel Bandwidth: 5 MHz / 64QAM							
X	39675	2498.5	-19.72	44.24	24.52	283.01	H
	40620	2593.0	-19.69	44.20	24.51	282.29	
	41565	2687.5	-20.27	44.80	24.53	283.86	
	39675	2498.5	-23.63	44.19	20.56	113.79	V
	40620	2593.0	-23.56	44.09	20.53	112.93	
	41565	2687.5	-24.08	44.50	20.42	110.13	

LTE Band 41							
Channel Bandwidth: 10 MHz / QPSK							
Plane	Channel	Frequency (MHz)	LVL (dBm)	Correction Factor (dB)	EIRP (dBm)	EIRP (mW)	Polarization (H/V)
X	39700	2501.0	-17.80	44.34	26.54	450.92	H
	40620	2593.0	-17.69	44.20	26.51	447.40	
	41540	2685.0	-18.21	44.72	26.51	448.02	
	39700	2501.0	-21.73	44.23	22.50	177.66	V
	40620	2593.0	-21.58	44.09	22.51	178.16	
	41540	2685.0	-21.93	44.41	22.48	176.85	
Channel Bandwidth: 10 MHz / 16QAM							
X	39700	2501.0	-18.88	44.34	25.46	351.64	H
	40620	2593.0	-18.64	44.20	25.56	359.50	
	41540	2685.0	-19.24	44.72	25.48	353.43	
	39700	2501.0	-22.70	44.23	21.53	142.10	V
	40620	2593.0	-22.53	44.09	21.56	143.15	
	41540	2685.0	-22.87	44.41	21.54	142.43	
Channel Bandwidth: 10 MHz / 64QAM							
X	39700	2501.0	-19.92	44.34	24.42	276.76	H
	40620	2593.0	-19.67	44.20	24.53	283.60	
	41540	2685.0	-20.21	44.72	24.51	282.68	
	39700	2501.0	-23.71	44.23	20.52	112.62	V
	40620	2593.0	-23.56	44.09	20.53	112.93	
	41540	2685.0	-23.85	44.41	20.56	113.66	

LTE Band 41							
Channel Bandwidth: 15 MHz / QPSK							
Plane	Channel	Frequency (MHz)	LVL (dBm)	Correction Factor (dB)	EIRP (dBm)	EIRP (mW)	Polarization (H/V)
X	39725	2503.5	-17.82	44.32	26.50	446.48	H
	40620	2593.0	-17.62	44.20	26.58	454.67	
	41515	2682.5	-18.32	44.85	26.53	449.57	
	39725	2503.5	-21.48	43.99	22.51	178.32	V
	40620	2593.0	-21.53	44.09	22.56	180.22	
	41515	2682.5	-22.02	44.51	22.49	177.42	
Channel Bandwidth: 15 MHz / 16QAM							
X	39725	2503.5	-18.74	44.32	25.58	361.24	H
	40620	2593.0	-18.66	44.20	25.54	357.85	
	41515	2682.5	-19.34	44.85	25.51	355.47	
	39725	2503.5	-22.48	43.99	21.51	141.64	V
	40620	2593.0	-22.54	44.09	21.55	142.82	
	41515	2682.5	-22.99	44.51	21.52	141.91	
Channel Bandwidth: 15 MHz / 64QAM							
X	39725	2503.5	-19.76	44.32	24.56	285.63	H
	40620	2593.0	-19.72	44.20	24.48	280.35	
	41515	2682.5	-20.31	44.85	24.54	284.32	
	39725	2503.5	-23.46	43.99	20.53	113.03	V
	40620	2593.0	-23.56	44.09	20.53	112.93	
	41515	2682.5	-24.07	44.51	20.44	110.66	



LTE Band 41							
Channel Bandwidth: 20 MHz / QPSK							
Plane	Channel	Frequency (MHz)	LVL (dBm)	Correction Factor (dB)	EIRP (dBm)	EIRP (mW)	Polarization (H/V)
X	39750	2506.0	-17.52	44.16	26.64	461.32	H
	40620	2593.0	-17.60	44.20	26.60	456.77	
	41490	2680.0	-18.26	44.81	26.55	451.54	
	39750	2506.0	-22.16	44.78	22.62	182.81	V
	40620	2593.0	-21.51	44.09	22.58	181.05	
	41490	2680.0	-22.19	44.72	22.53	179.06	
Channel Bandwidth: 20 MHz / 16QAM							
X	39750	2506.0	-18.48	44.16	25.68	369.83	H
	40620	2593.0	-18.59	44.20	25.61	363.66	
	41490	2680.0	-19.27	44.81	25.54	357.85	
	39750	2506.0	-23.14	44.78	21.64	145.88	V
	40620	2593.0	-22.46	44.09	21.63	145.48	
	41490	2680.0	-23.21	44.72	21.51	141.58	
Channel Bandwidth: 20 MHz / 64QAM							
X	39750	2506.0	-19.56	44.16	24.60	288.40	H
	40620	2593.0	-19.62	44.20	24.58	286.88	
	41490	2680.0	-20.24	44.81	24.57	286.22	
	39750	2506.0	-24.10	44.78	20.68	116.95	V
	40620	2593.0	-23.48	44.09	20.61	115.03	
	41490	2680.0	-24.20	44.72	20.52	112.72	

## 4.2 Frequency Stability Measurement

### 4.2.1 Limits of Frequency Stability Measurement

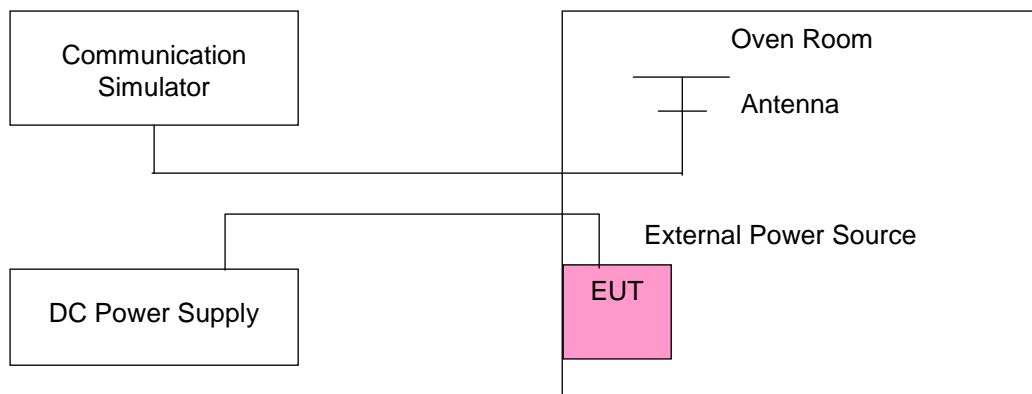
The frequency stability shall be sufficient to ensure that the fundamental emissions stay within the authorized bands of operation.

### 4.2.2 Test Procedure

- a. Device is placed at the oven room. The oven room could control the temperatures and humidity. Power warm up is at least 15 min and power applied should perform before recording frequency error.
- b. EUT is connected the external power supply to control the DC input power. The test voltage range is from minimum to maximum working voltage. Each step shall be record the frequency error rate.
- c. The temperature range step is 10 degrees in this test items. All temperature levels shall be hold the  $\pm 0.5$  °C during the measurement testing. The each temperature step shall be at least 0.5 hours, consider the EUT could be test under the stability condition.

**NOTE:** The frequency error was recorded frequency error from the communication simulator.

### 4.2.3 Test Setup



#### 4.2.4 Test Results

##### Frequency Error vs. Voltage

Voltage (Volts)	LTE Band 7				Limit (ppm)
	Channel Bandwidth: 5 MHz				
	Low Channel		High Channel		
	Frequency (MHz)	Frequency Error (ppm)	Frequency (MHz)	Frequency Error (ppm)	
15.5	2502.500004	0.001	2567.500003	0.001	2.5
14.0	2502.500001	0.000	2567.500003	0.001	2.5
17.0	2502.500003	0.001	2567.500001	0.000	2.5

**Note:** The applicant defined the normal working voltage of the battery is from 14.0 Vdc to 17.0 Vdc.

##### Frequency Error vs. Temperature

Temp. (°C)	LTE Band 7				Limit (ppm)
	Channel Bandwidth: 5 MHz				
	Low Channel		High Channel		
	Frequency (MHz)	Frequency Error (ppm)	Frequency (MHz)	Frequency Error (ppm)	
-30	2502.500004	0.001	2567.500001	0.000	2.5
-20	2502.500001	0.000	2567.500003	0.001	2.5
-10	2502.500003	0.001	2567.500003	0.001	2.5
0	2502.500003	0.001	2567.500003	0.001	2.5
10	2502.499997	-0.001	2567.499999	0.000	2.5
20	2502.499997	-0.001	2567.499999	-0.001	2.5
30	2502.499996	-0.002	2567.499997	-0.001	2.5
40	2502.499998	-0.001	2567.499999	0.000	2.5
50	2502.499997	-0.001	2567.499997	-0.001	2.5

Frequency Error vs. Voltage

Voltage (Volts)	LTE Band 7				Limit (ppm)
	Channel Bandwidth: 10 MHz				
	Low Channel		High Channel		
	Frequency (MHz)	Frequency Error (ppm)	Frequency (MHz)	Frequency Error (ppm)	
15.5	2505.000003	0.001	2565.000002	0.001	2.5
14.0	2505.000003	0.001	2565.000004	0.001	2.5
17.0	2505.000003	0.001	2565.000002	0.001	2.5

**Note:** The applicant defined the normal working voltage of the battery is from 14.0 Vdc to 17.0 Vdc.

Frequency Error vs. Temperature

Temp. (°C)	LTE Band 7				Limit (ppm)
	Channel Bandwidth: 10 MHz				
	Low Channel		High Channel		
	Frequency (MHz)	Frequency Error (ppm)	Frequency (MHz)	Frequency Error (ppm)	
-30	2505.000002	0.001	2565.000002	0.001	2.5
-20	2505.000003	0.001	2565.000003	0.001	2.5
-10	2505.000003	0.001	2565.000003	0.001	2.5
0	2505.000002	0.001	2565.000004	0.002	2.5
10	2504.999999	0.000	2564.999997	-0.001	2.5
20	2504.999998	-0.001	2564.999997	-0.001	2.5
30	2504.999997	-0.001	2564.999998	-0.001	2.5
40	2504.999997	-0.001	2564.999998	-0.001	2.5
50	2504.999999	0.000	2564.999997	-0.001	2.5

Frequency Error vs. Voltage

Voltage (Volts)	LTE Band 7				Limit (ppm)
	Channel Bandwidth: 15 MHz				
	Low Channel		High Channel		
	Frequency (MHz)	Frequency Error (ppm)	Frequency (MHz)	Frequency Error (ppm)	
15.5	2507.500003	0.001	2562.500004	0.002	2.5
14.0	2507.500001	0.001	2562.500002	0.001	2.5
17.0	2507.500002	0.001	2562.500003	0.001	2.5

**Note:** The applicant defined the normal working voltage of the battery is from 14.0 Vdc to 17.0 Vdc.

Frequency Error vs. Temperature

Temp. (°C)	LTE Band 7				Limit (ppm)
	Channel Bandwidth: 15 MHz				
	Low Channel		High Channel		
	Frequency (MHz)	Frequency Error (ppm)	Frequency (MHz)	Frequency Error (ppm)	
-30	2507.500003	0.001	2562.500002	0.001	2.5
-20	2507.500002	0.001	2562.500004	0.002	2.5
-10	2507.500004	0.002	2562.500004	0.001	2.5
0	2507.500001	0.000	2562.500002	0.001	2.5
10	2507.499997	-0.001	2562.499997	-0.001	2.5
20	2507.499997	-0.001	2562.499996	-0.001	2.5
30	2507.499999	0.000	2562.499999	-0.001	2.5
40	2507.499996	-0.001	2562.499999	-0.001	2.5
50	2507.499998	-0.001	2562.499998	-0.001	2.5

Frequency Error vs. Voltage

Voltage (Volts)	LTE Band 7				Limit (ppm)
	Channel Bandwidth: 20 MHz				
	Low Channel		High Channel		
	Frequency (MHz)	Frequency Error (ppm)	Frequency (MHz)	Frequency Error (ppm)	
15.5	2510.000002	0.001	2560.000002	0.001	2.5
14.0	2510.000003	0.001	2560.000001	0.001	2.5
17.0	2510.000003	0.001	2560.000003	0.001	2.5

**Note:** The applicant defined the normal working voltage of the battery is from 14.0 Vdc to 17.0 Vdc.

Frequency Error vs. Temperature

Temp. (°C)	LTE Band 7				Limit (ppm)
	Channel Bandwidth: 20 MHz				
	Low Channel		High Channel		
	Frequency (MHz)	Frequency Error (ppm)	Frequency (MHz)	Frequency Error (ppm)	
-30	2510.000003	0.001	2560.000002	0.001	2.5
-20	2510.000002	0.001	2560.000002	0.001	2.5
-10	2510.000004	0.001	2560.000003	0.001	2.5
0	2510.000003	0.001	2560.000002	0.001	2.5
10	2509.999998	-0.001	2559.999998	-0.001	2.5
20	2509.999999	0.000	2559.999998	-0.001	2.5
30	2509.999998	-0.001	2559.999999	-0.001	2.5
40	2509.999997	-0.001	2559.999997	-0.001	2.5
50	2509.999997	-0.001	2559.999997	-0.001	2.5

Frequency Error vs. Voltage

Voltage (Volts)	LTE Band 38				Limit (ppm)
	Channel Bandwidth: 5 MHz				
	Low Channel		High Channel		
	Frequency (MHz)	Frequency Error (ppm)	Frequency (MHz)	Frequency Error (ppm)	
15.5	2572.500003	0.001	2617.500003	0.001	2.5
14.0	2572.500002	0.001	2617.500004	0.001	2.5
17.0	2572.500003	0.001	2617.500002	0.001	2.5

**Note:** The applicant defined the normal working voltage of the battery is from 14.0 Vdc to 17.0 Vdc.

Frequency Error vs. Temperature

Temp. (°C)	LTE Band 38				Limit (ppm)
	Channel Bandwidth: 5 MHz				
	Low Channel		High Channel		
	Frequency (MHz)	Frequency Error (ppm)	Frequency (MHz)	Frequency Error (ppm)	
-30	2572.500002	0.001	2617.500002	0.001	2.5
-20	2572.500002	0.001	2617.500001	0.000	2.5
-10	2572.500001	0.000	2617.500003	0.001	2.5
0	2572.500003	0.001	2617.500002	0.001	2.5
10	2572.499998	-0.001	2617.499997	-0.001	2.5
20	2572.499998	-0.001	2617.499997	-0.001	2.5
30	2572.499999	-0.001	2617.499998	-0.001	2.5
40	2572.499998	-0.001	2617.499997	-0.001	2.5
50	2572.499997	-0.001	2617.499997	-0.001	2.5

## Frequency Error vs. Voltage

Voltage (Volts)	LTE Band 38				Limit (ppm)
	Channel Bandwidth: 10 MHz				
	Low Channel		High Channel		
	Frequency (MHz)	Frequency Error (ppm)	Frequency (MHz)	Frequency Error (ppm)	
15.5	2575.000004	0.002	2615.000001	0.000	2.5
14.0	2575.000004	0.002	2615.000001	0.001	2.5
17.0	2575.000004	0.002	2615.000002	0.001	2.5

**Note:** The applicant defined the normal working voltage of the battery is from 14.0 Vdc to 17.0 Vdc.

## Frequency Error vs. Temperature

Temp. (°C)	LTE Band 38				Limit (ppm)
	Channel Bandwidth: 10 MHz				
	Low Channel		High Channel		
	Frequency (MHz)	Frequency Error (ppm)	Frequency (MHz)	Frequency Error (ppm)	
-30	2575.000003	0.001	2615.000002	0.001	2.5
-20	2575.000003	0.001	2615.000001	0.000	2.5
-10	2575.000003	0.001	2615.000003	0.001	2.5
0	2575.000004	0.001	2615.000002	0.001	2.5
10	2574.999997	-0.001	2614.999996	-0.002	2.5
20	2574.999998	-0.001	2614.999996	-0.001	2.5
30	2574.999998	-0.001	2614.999996	-0.001	2.5
40	2574.999998	-0.001	2614.999997	-0.001	2.5
50	2574.999998	-0.001	2614.999999	0.000	2.5



## Frequency Error vs. Voltage

Voltage (Volts)	LTE Band 38				Limit (ppm)
	Channel Bandwidth: 15 MHz				
	Low Channel		High Channel		
	Frequency (MHz)	Frequency Error (ppm)	Frequency (MHz)	Frequency Error (ppm)	
15.5	2577.500002	0.001	2612.500003	0.001	2.5
14.0	2577.500001	0.001	2612.500003	0.001	2.5
17.0	2577.500002	0.001	2612.500004	0.001	2.5

**Note:** The applicant defined the normal working voltage of the battery is from 14.0 Vdc to 17.0 Vdc.

## Frequency Error vs. Temperature

Temp. (°C)	LTE Band 38				Limit (ppm)
	Channel Bandwidth: 15 MHz				
	Low Channel		High Channel		
	Frequency (MHz)	Frequency Error (ppm)	Frequency (MHz)	Frequency Error (ppm)	
-30	2577.500001	0.000	2612.500004	0.001	2.5
-20	2577.500003	0.001	2612.500003	0.001	2.5
-10	2577.500003	0.001	2612.500002	0.001	2.5
0	2577.500001	0.001	2612.500003	0.001	2.5
10	2577.499998	-0.001	2612.499997	-0.001	2.5
20	2577.499998	-0.001	2612.499997	-0.001	2.5
30	2577.499998	-0.001	2612.499999	-0.001	2.5
40	2577.499997	-0.001	2612.499997	-0.001	2.5
50	2577.499997	-0.001	2612.499998	-0.001	2.5

Frequency Error vs. Voltage

Voltage (Volts)	LTE Band 38				Limit (ppm)
	Channel Bandwidth: 20 MHz				
	Low Channel		High Channel		
	Frequency (MHz)	Frequency Error (ppm)	Frequency (MHz)	Frequency Error (ppm)	
15.5	2580.000002	0.001	2610.000002	0.001	2.5
14.0	2580.000002	0.001	2610.000001	0.001	2.5
17.0	2580.000004	0.002	2610.000003	0.001	2.5

**Note:** The applicant defined the normal working voltage of the battery is from 14.0 Vdc to 17.0 Vdc.

Frequency Error vs. Temperature

Temp. (°C)	LTE Band 38				Limit (ppm)
	Channel Bandwidth: 20 MHz				
	Low Channel		High Channel		
	Frequency (MHz)	Frequency Error (ppm)	Frequency (MHz)	Frequency Error (ppm)	
-30	2580.000003	0.001	2610.000001	0.001	2.5
-20	2580.000003	0.001	2610.000004	0.002	2.5
-10	2580.000001	0.000	2610.000003	0.001	2.5
0	2580.000003	0.001	2610.000004	0.001	2.5
10	2579.999997	-0.001	2609.999996	-0.001	2.5
20	2579.999999	-0.001	2609.999999	0.000	2.5
30	2579.999998	-0.001	2609.999998	-0.001	2.5
40	2579.999998	-0.001	2609.999997	-0.001	2.5
50	2579.999996	-0.001	2609.999998	-0.001	2.5

Frequency Error vs. Voltage

Voltage (Volts)	LTE Band 41				Limit (ppm)
	Channel Bandwidth: 5 MHz				
	Low Channel		High Channel		
	Frequency (MHz)	Frequency Error (ppm)	Frequency (MHz)	Frequency Error (ppm)	
15.5	2498.500003	0.001	2687.500004	0.001	2.5
14.0	2498.500003	0.001	2687.500003	0.001	2.5
17.0	2498.500003	0.001	2687.500004	0.001	2.5

**Note:** The applicant defined the normal working voltage of the battery is from 14.0 Vdc to 17.0 Vdc.

Frequency Error vs. Temperature

Temp. (°C)	LTE Band 41				Limit (ppm)
	Channel Bandwidth: 5 MHz				
	Low Channel		High Channel		
	Frequency (MHz)	Frequency Error (ppm)	Frequency (MHz)	Frequency Error (ppm)	
-30	2498.500003	0.001	2687.500004	0.001	2.5
-20	2498.500003	0.001	2687.500001	0.000	2.5
-10	2498.500001	0.000	2687.500002	0.001	2.5
0	2498.500004	0.001	2687.500002	0.001	2.5
10	2498.499997	-0.001	2687.499997	-0.001	2.5
20	2498.499998	-0.001	2687.499997	-0.001	2.5
30	2498.499997	-0.001	2687.499997	-0.001	2.5
40	2498.499998	-0.001	2687.499997	-0.001	2.5
50	2498.499996	-0.001	2687.499997	-0.001	2.5

Frequency Error vs. Voltage

Voltage (Volts)	LTE Band 41				Limit (ppm)
	Channel Bandwidth: 10 MHz				
	Low Channel		High Channel		
	Frequency (MHz)	Frequency Error (ppm)	Frequency (MHz)	Frequency Error (ppm)	
15.5	2501.000003	0.001	2685.000004	0.001	2.5
14.0	2501.000003	0.001	2685.000001	0.001	2.5
17.0	2501.000003	0.001	2685.000004	0.001	2.5

**Note:** The applicant defined the normal working voltage of the battery is from 14.0 Vdc to 17.0 Vdc.

Frequency Error vs. Temperature

Temp. (°C)	LTE Band 41				Limit (ppm)
	Channel Bandwidth: 10 MHz				
	Low Channel		High Channel		
	Frequency (MHz)	Frequency Error (ppm)	Frequency (MHz)	Frequency Error (ppm)	
-30	2501.000003	0.001	2685.000003	0.001	2.5
-20	2501.000003	0.001	2685.000004	0.001	2.5
-10	2501.000001	0.000	2685.000003	0.001	2.5
0	2501.000001	0.000	2685.000003	0.001	2.5
10	2500.999999	-0.001	2684.999998	-0.001	2.5
20	2500.999998	-0.001	2684.999997	-0.001	2.5
30	2500.999998	-0.001	2684.999996	-0.001	2.5
40	2500.999996	-0.001	2684.999996	-0.001	2.5
50	2500.999999	-0.001	2684.999999	0.000	2.5

## Frequency Error vs. Voltage

Voltage (Volts)	LTE Band 41				Limit (ppm)
	Channel Bandwidth: 15 MHz				
	Low Channel		High Channel		
	Frequency (MHz)	Frequency Error (ppm)	Frequency (MHz)	Frequency Error (ppm)	
15.5	2503.500003	0.001	2682.500004	0.001	2.5
14.0	2503.500002	0.001	2682.500004	0.001	2.5
17.0	2503.500003	0.001	2682.500002	0.001	2.5

**Note:** The applicant defined the normal working voltage of the battery is from 14.0 Vdc to 17.0 Vdc.

## Frequency Error vs. Temperature

Temp. (°C)	LTE Band 41				Limit (ppm)
	Channel Bandwidth: 15 MHz				
	Low Channel		High Channel		
	Frequency (MHz)	Frequency Error (ppm)	Frequency (MHz)	Frequency Error (ppm)	
-30	2503.500003	0.001	2682.500002	0.001	2.5
-20	2503.500004	0.002	2682.500002	0.001	2.5
-10	2503.500003	0.001	2682.500002	0.001	2.5
0	2503.500002	0.001	2682.500003	0.001	2.5
10	2503.499998	-0.001	2682.499998	-0.001	2.5
20	2503.499996	-0.002	2682.499996	-0.001	2.5
30	2503.499997	-0.001	2682.499998	-0.001	2.5
40	2503.499998	-0.001	2682.499997	-0.001	2.5
50	2503.499998	-0.001	2682.499999	0.000	2.5

Frequency Error vs. Voltage

Voltage (Volts)	LTE Band 41				Limit (ppm)
	Channel Bandwidth: 20 MHz				
	Low Channel		High Channel		
	Frequency (MHz)	Frequency Error (ppm)	Frequency (MHz)	Frequency Error (ppm)	
15.5	2506.000002	0.001	2680.000002	0.001	2.5
14.0	2506.000003	0.001	2680.000001	0.000	2.5
17.0	2506.000002	0.001	2680.000003	0.001	2.5

**Note:** The applicant defined the normal working voltage of the battery is from 14.0 Vdc to 17.0 Vdc.

Frequency Error vs. Temperature

Temp. (°C)	LTE Band 41				Limit (ppm)
	Channel Bandwidth: 20 MHz				
	Low Channel		High Channel		
	Frequency (MHz)	Frequency Error (ppm)	Frequency (MHz)	Frequency Error (ppm)	
-30	2506.000003	0.001	2680.000001	0.000	2.5
-20	2506.000002	0.001	2680.000003	0.001	2.5
-10	2506.000002	0.001	2680.000001	0.000	2.5
0	2506.000002	0.001	2680.000003	0.001	2.5
10	2505.999998	-0.001	2679.999998	-0.001	2.5
20	2505.999997	-0.001	2679.999999	0.000	2.5
30	2505.999998	-0.001	2679.999997	-0.001	2.5
40	2505.999999	0.000	2679.999998	-0.001	2.5
50	2505.999998	-0.001	2679.999998	-0.001	2.5

### 4.3 Occupied Bandwidth Measurement

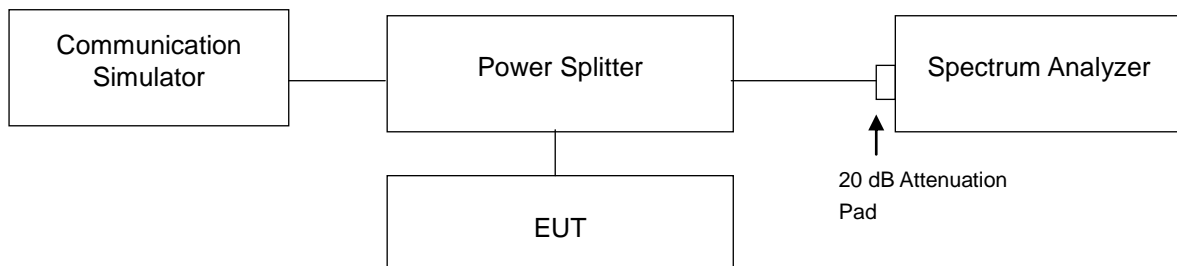
#### 4.3.1 Limits of Occupied Bandwidth Measurement

The width of a frequency band such that, below the lower and above the upper frequency limits, the mean powers emitted are each equal to a specified percentage 0.5 % of the total mean power of a given emission.

#### 4.3.2 Test Procedure

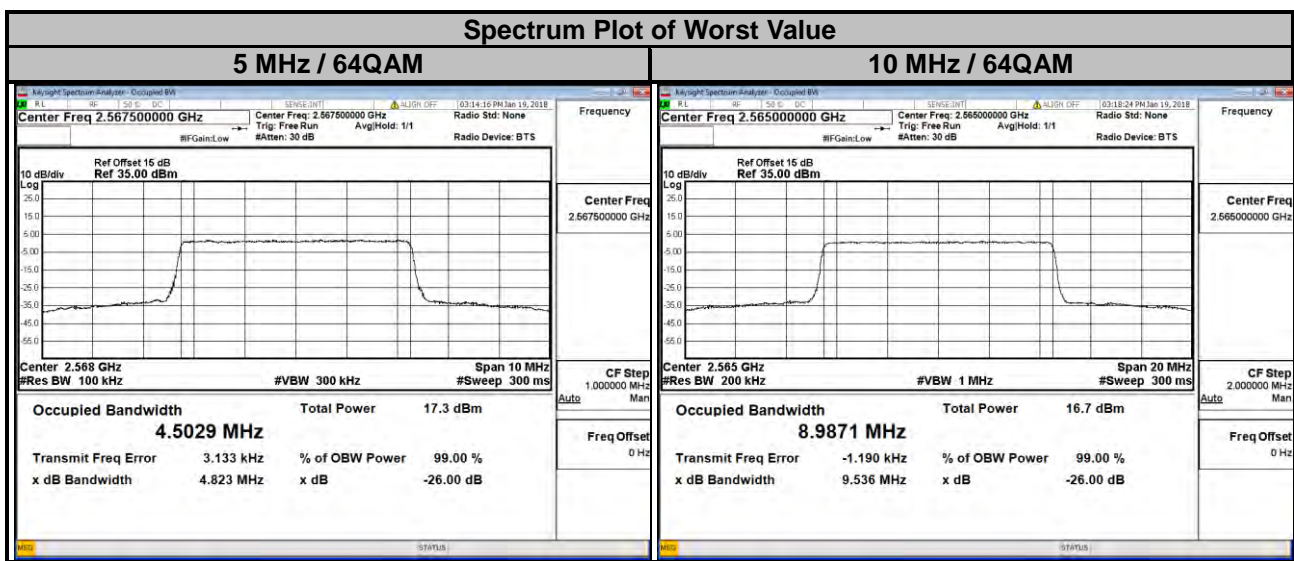
- The conducted occupied bandwidth used the power splitter via EUT RF power connector between simulation base station and spectrum analyzer.
- Use OBW measurement function of Spectrum analyzer to measure 99 % occupied bandwidth.

#### 4.3.3 Test Setup



4.3.4 Test Result

LTE Band 7									
Channel Bandwidth: 5 MHz					Channel Bandwidth: 10 MHz				
Channel	Frequency (MHz)	99 % Occupied Bandwidth (MHz)			Channel	Frequency (MHz)	99 % Occupied Bandwidth (MHz)		
		QPSK	16QAM	64QAM			QPSK	16QAM	64QAM
20775	2502.5	4.4850	4.4851	4.4942	20800	2505.0	8.9499	8.9553	8.9534
21100	2535.0	4.4874	4.4898	4.4989	21100	2535.0	8.9601	8.9710	8.9680
21425	2567.5	4.4911	4.4947	4.5029	21400	2565.0	8.9823	8.9838	8.9871

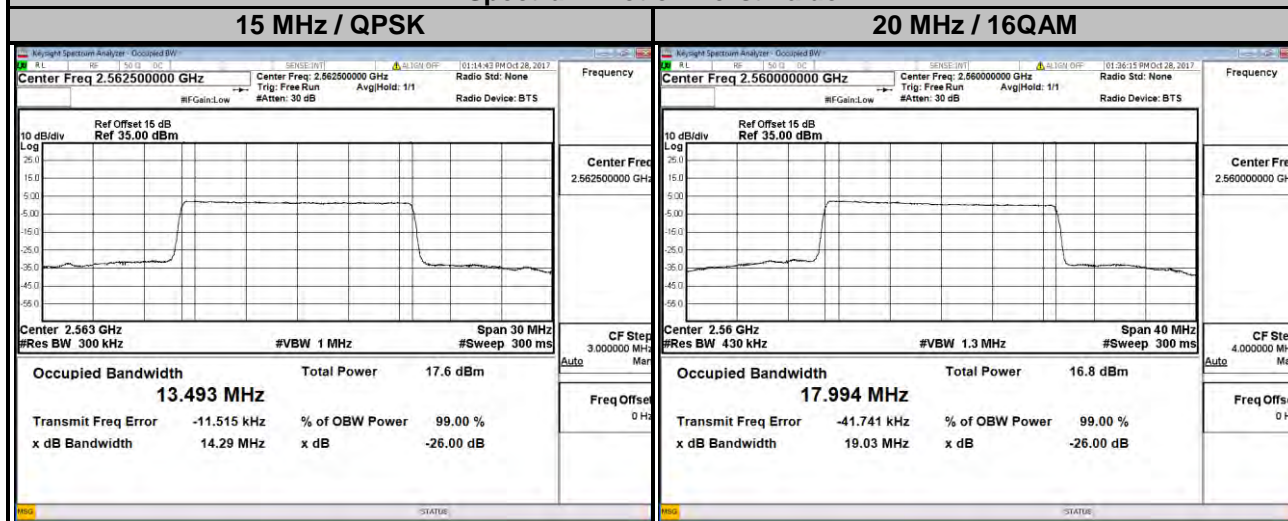




### LTE Band 7

Channel Bandwidth: 15 MHz					Channel Bandwidth: 20 MHz				
Channel	Frequency (MHz)	99 % Occupied Bandwidth (MHz)			Channel	Frequency (MHz)	99 % Occupied Bandwidth (MHz)		
		QPSK	16QAM	64QAM			QPSK	16QAM	64QAM
20825	2507.5	13.427	13.407	13.399	20850	2510.0	17.868	17.897	17.881
21100	2535.0	13.439	13.434	13.428	21100	2535.0	17.893	17.905	17.911
21375	2562.5	13.493	13.482	13.471	21350	2560.0	17.978	17.994	17.984

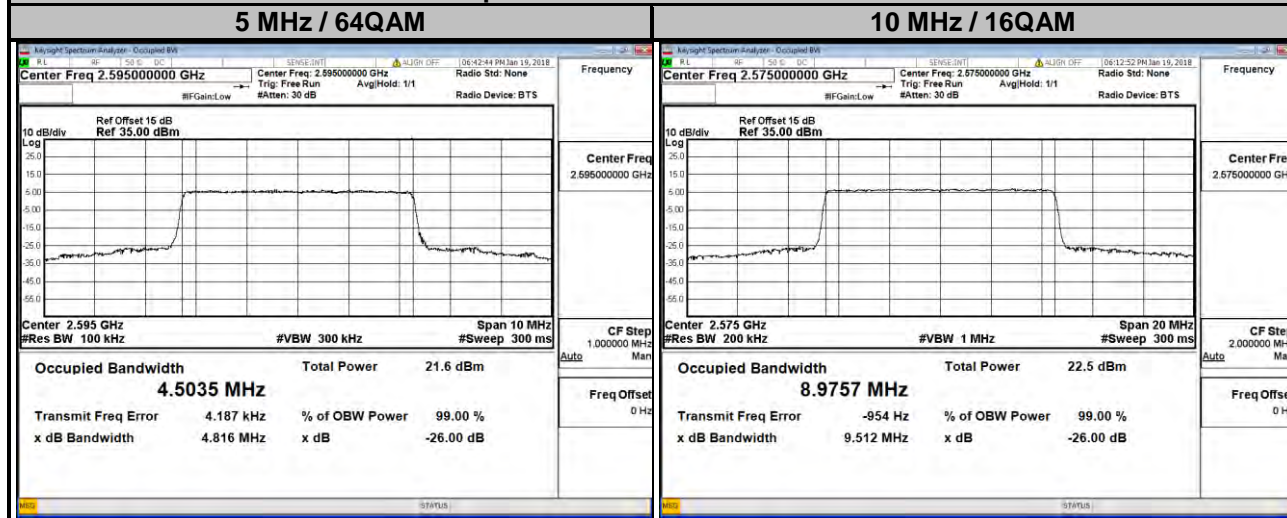
### Spectrum Plot of Worst Value



### LTE Band 38

Channel Bandwidth: 5 MHz					Channel Bandwidth: 10 MHz				
Channel	Frequency (MHz)	99 % Occupied Bandwidth (MHz)			Channel	Frequency (MHz)	99 % Occupied Bandwidth (MHz)		
		QPSK	16QAM	64QAM			QPSK	16QAM	64QAM
37775	2572.5	4.4915	4.4896	4.4983	37800	2575.0	8.9554	8.9757	8.9674
38000	2595.0	4.4932	4.4921	4.5035	38000	2595.0	8.9544	8.9703	8.9664
38225	2617.5	4.4898	4.4918	4.5017	38200	2615.0	8.9572	8.9692	8.9656

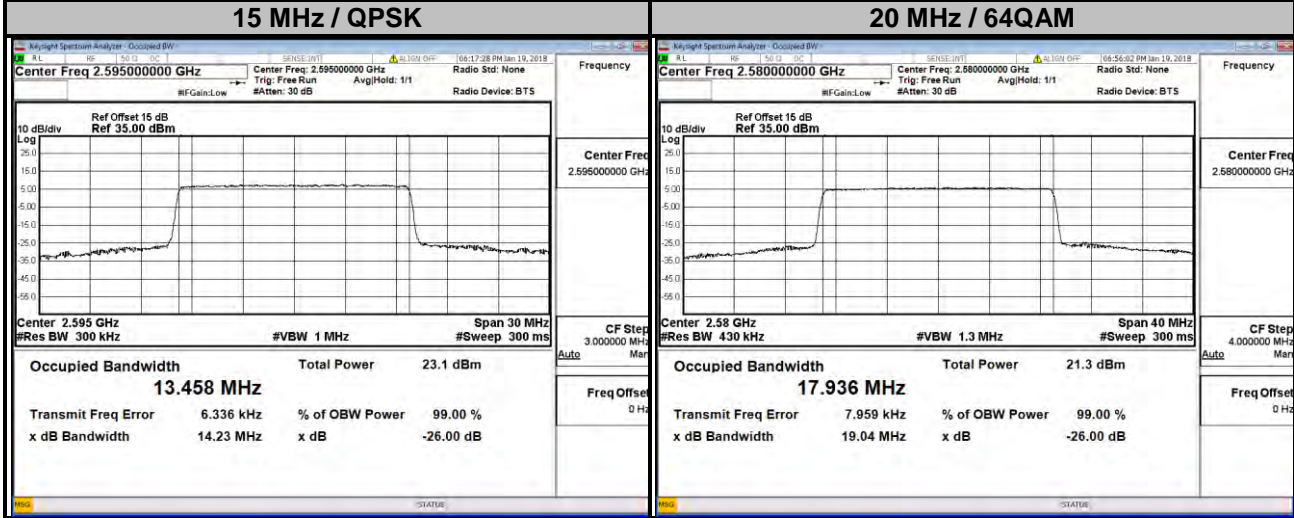
### Spectrum Plot of Worst Value



### LTE Band 38

Channel Bandwidth: 15 MHz					Channel Bandwidth: 20 MHz				
Channel	Frequency (MHz)	99 % Occupied Bandwidth (MHz)			Channel	Frequency (MHz)	99 % Occupied Bandwidth (MHz)		
		QPSK	16QAM	64QAM			QPSK	16QAM	64QAM
37825	2577.5	13.456	13.442	13.450	37850	2580.0	17.912	17.908	17.936
38000	2595.0	13.458	13.447	13.441	38000	2595.0	17.908	17.905	17.933
38175	2612.5	13.452	13.447	13.435	38150	2610.0	17.917	17.899	17.932

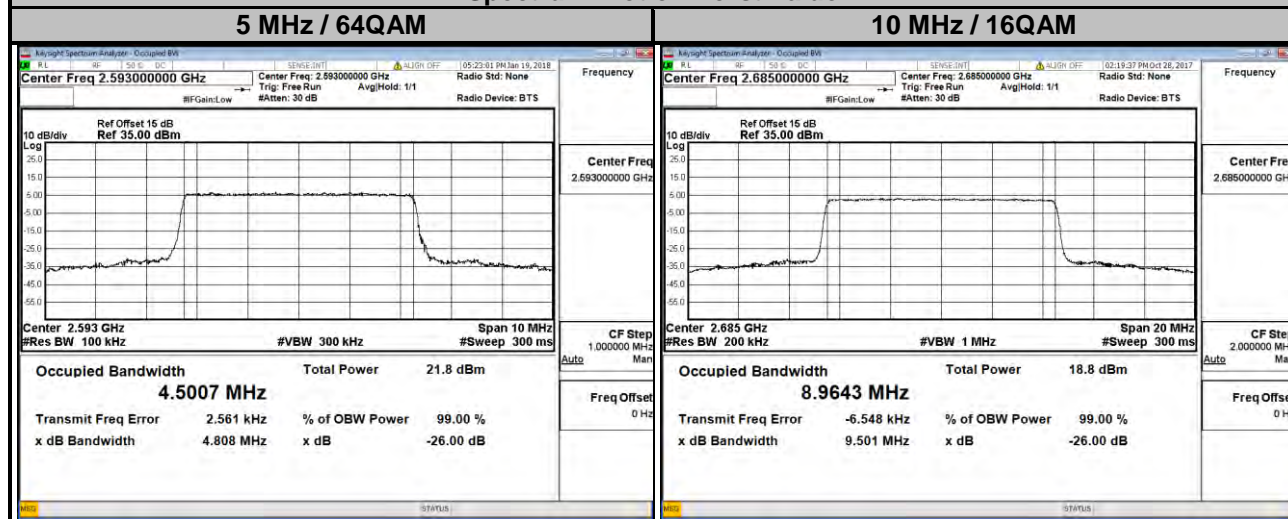
### Spectrum Plot of Worst Value



### LTE Band 41

Channel Bandwidth: 5 MHz					Channel Bandwidth: 10 MHz				
Channel	Frequency (MHz)	99 % Occupied Bandwidth (MHz)			Channel	Frequency (MHz)	99 % Occupied Bandwidth (MHz)		
		QPSK	16QAM	64QAM			QPSK	16QAM	64QAM
39675	2498.5	4.4906	4.4890	4.4920	39700	2501.0	8.9534	8.9637	8.9523
40620	2593.0	4.4884	4.4909	4.5007	40620	2593.0	8.9576	8.9620	8.9602
41565	2687.5	4.4908	4.4900	4.4971	41540	2685.0	8.9554	8.9643	8.9621

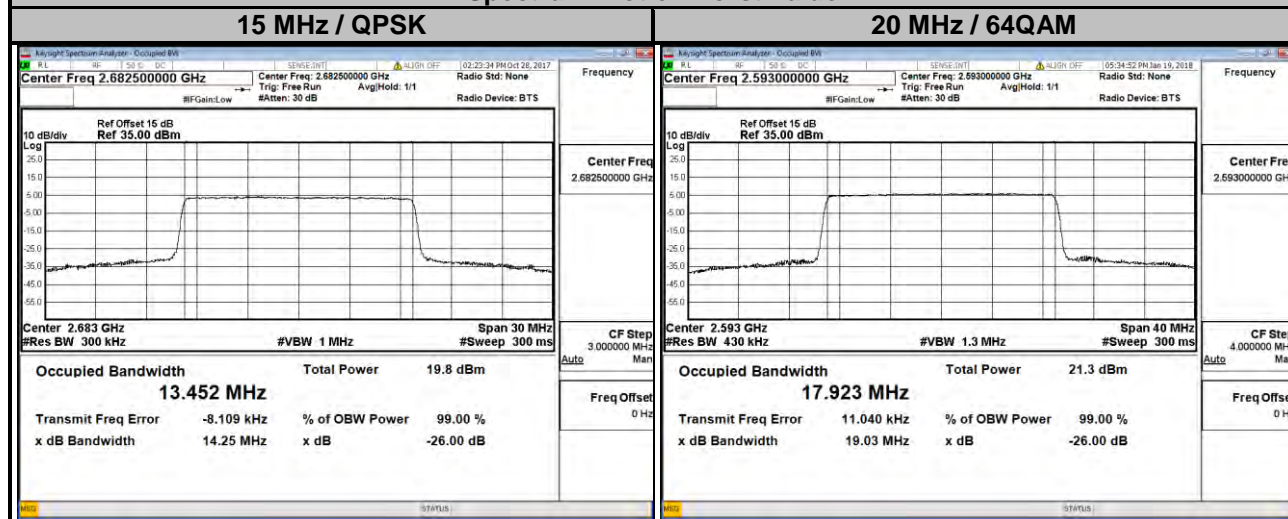
### Spectrum Plot of Worst Value



### LTE Band 41

Channel Bandwidth: 15 MHz					Channel Bandwidth: 20 MHz				
Channel	Frequency (MHz)	99 % Occupied Bandwidth (MHz)			Channel	Frequency (MHz)	99 % Occupied Bandwidth (MHz)		
		QPSK	16QAM	64QAM			QPSK	16QAM	64QAM
39725	2503.5	13.451	13.437	13.431	39750	2506.0	17.904	17.897	17.912
40620	2593.0	13.448	13.438	13.441	40620	2593.0	17.912	17.896	17.923
41515	2682.5	13.452	13.437	13.433	41490	2680.0	17.882	17.864	17.882

### Spectrum Plot of Worst Value

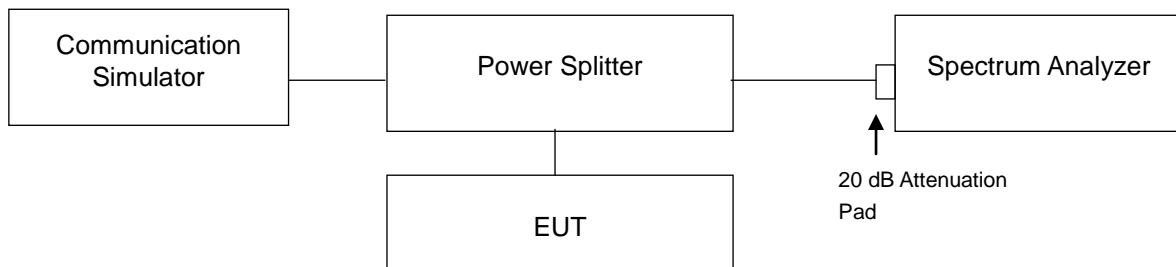


#### 4.4 Out-of-Band Emissions Measurement

##### 4.4.1 Limits of Out-of-Band Emissions Measurement

According to FCC 27.53(l)(4) specified that power of any emission outside of the channel edge must be attenuated below the transmitting power (P) by a factor shall be not less than  $40 + 10 \log (P)$  dB on all frequencies between the channel edge and 5 megahertz from the channel edge,  $43 + 10 \log (P)$  dB on all frequencies between 5 megahertz and X megahertz from the channel edge, and  $55 + 10 \log (P)$  dB on all frequencies more than X megahertz from the channel edge, where X is the greater of 6 megahertz or the actual emission bandwidth. In addition, the attenuation factor shall not be less that  $43 + 10 \log (P)$  dB on all frequencies between 2490.5 MHz and 2496 MHz and  $55 + 10 \log (P)$  dB at or below 2490.5 MHz. In the 1 MHz bands immediately outside and adjacent to the frequency block a resolution bandwidth of at least two percent may be employed, except when the 1 megahertz band is 2495-2496 MHz, in which case a resolution bandwidth of at least one percent may be employed.

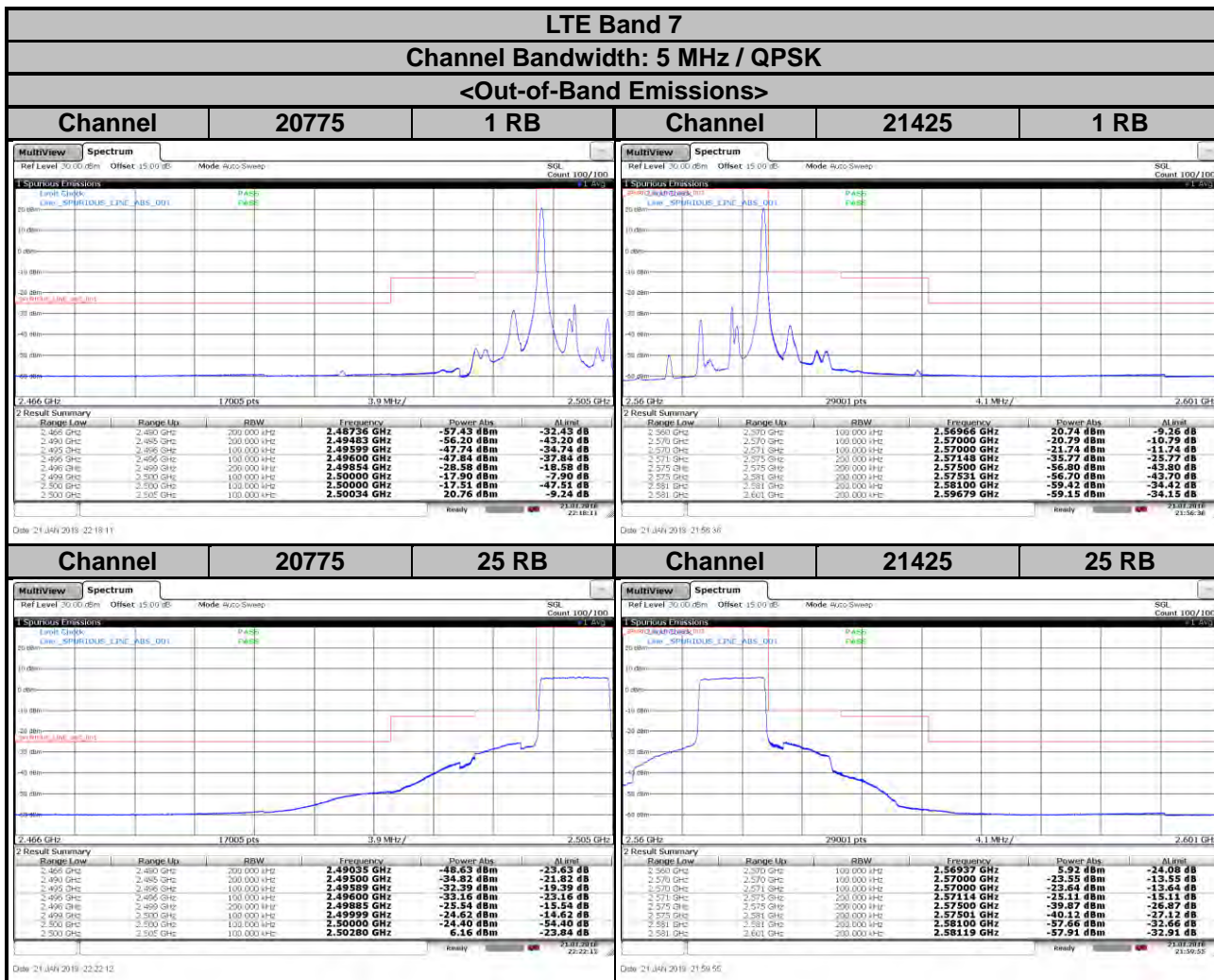
##### 4.4.2 Test Setup



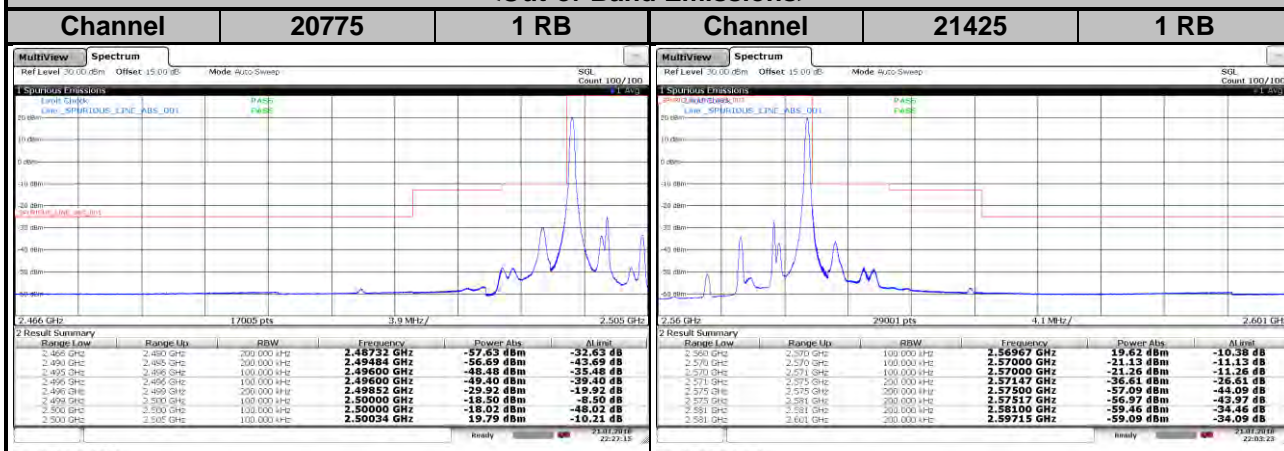
##### 4.4.3 Test Procedures

- a. The EUT was set up for the maximum peak power with LTE link data modulation. The power was measured with R&S Spectrum Analyzer. All measurements were done at 2 channels (low and high operational frequency range.).
- b. The out-of-band emissions measurement used the power splitter via EUT RF power connector between simulation base station and spectrum analyzer.
- c. Record the max. trace plot into the test report.

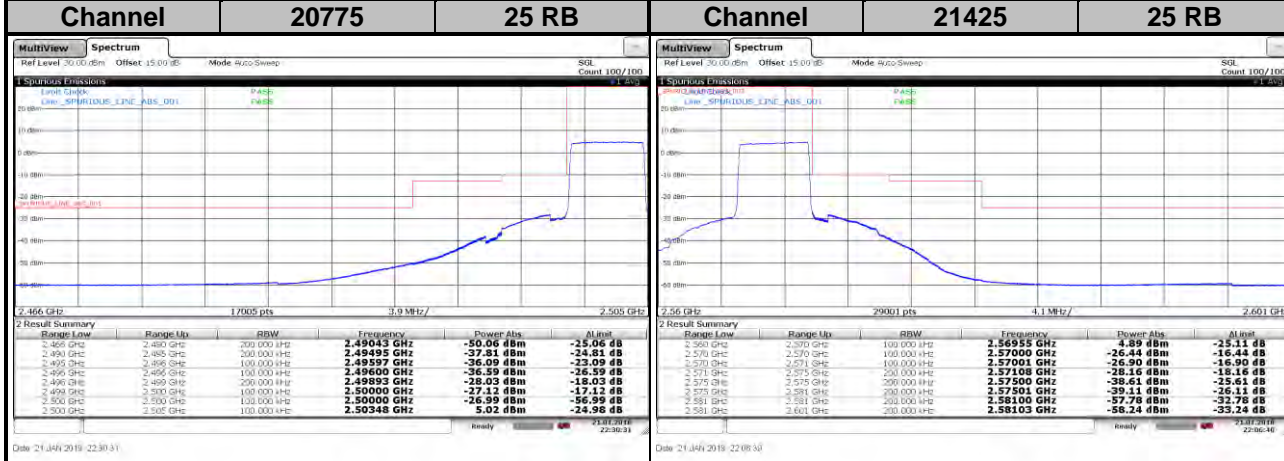
### 4.4.4 Test Results



**LTE Band 7**  
**Channel Bandwidth: 5 MHz / 16QAM**  
**<Out-of-Band Emissions>**



Date: 21 JAN 2019 22:27:15 | Date: 21 JAN 2019 22:05:23

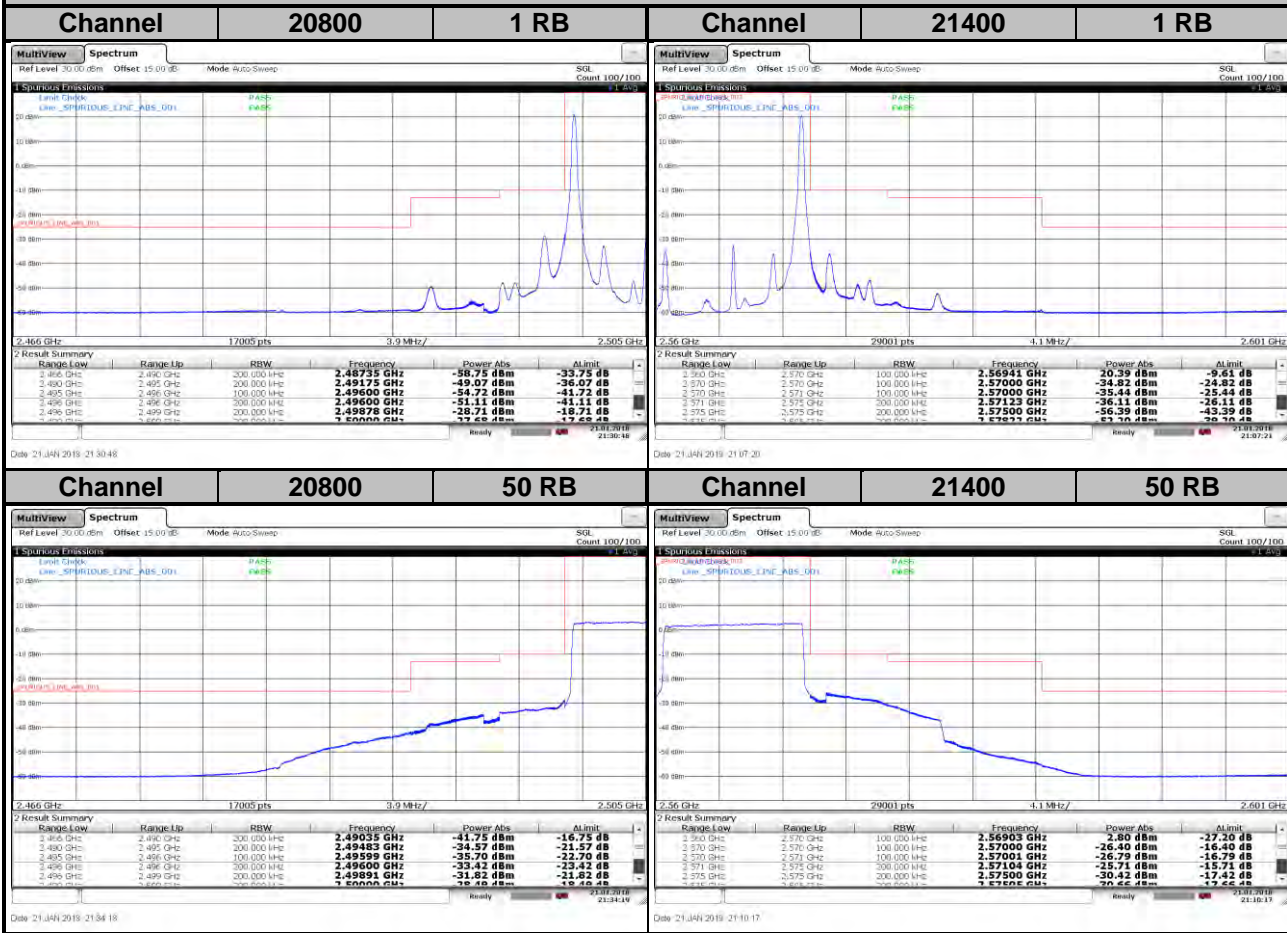


Date: 21 JAN 2019 22:30:31 | Date: 21 JAN 2019 22:08:30

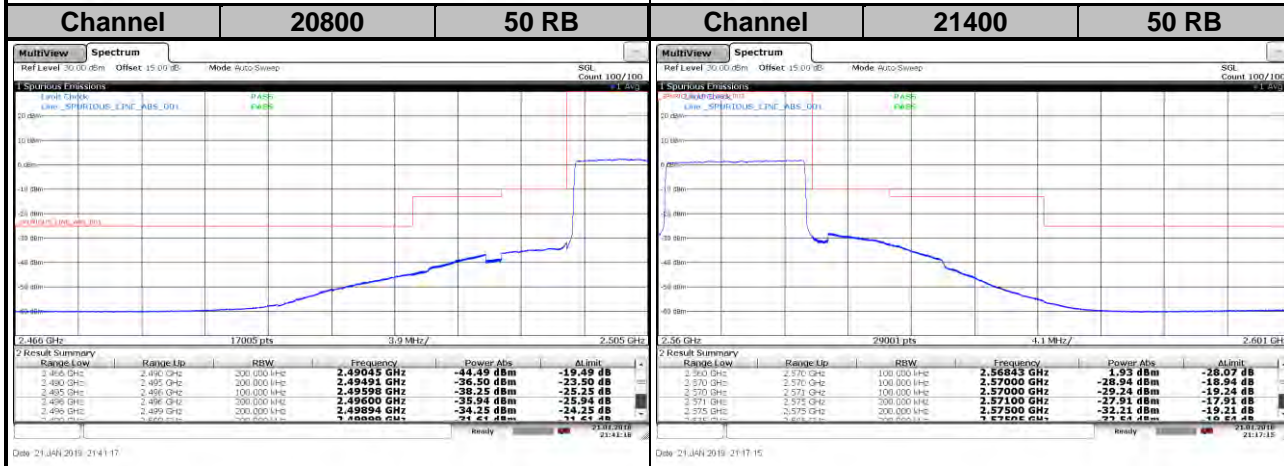
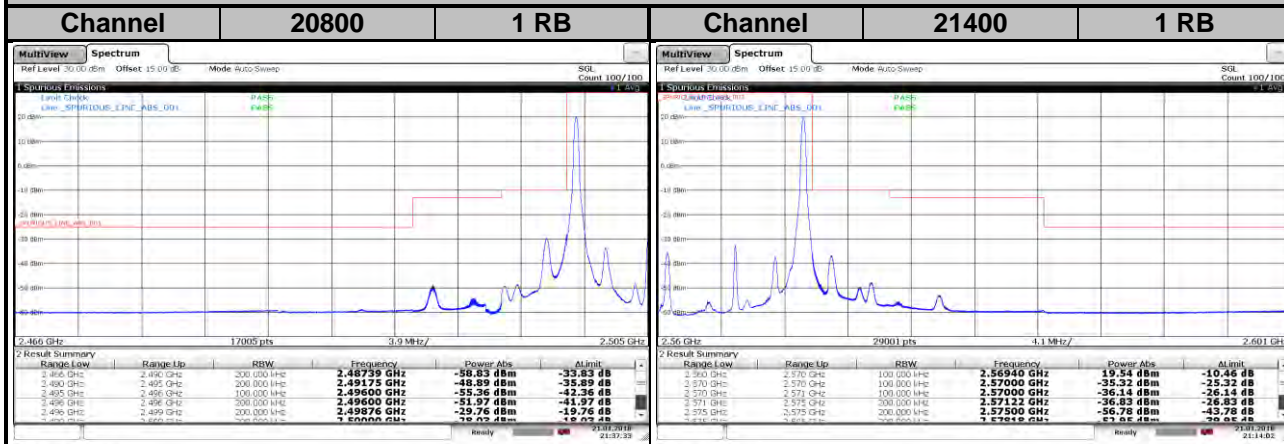


**LTE Band 7**  
**Channel Bandwidth: 10 MHz / QPSK**

**<Out-of-Band Emissions>**

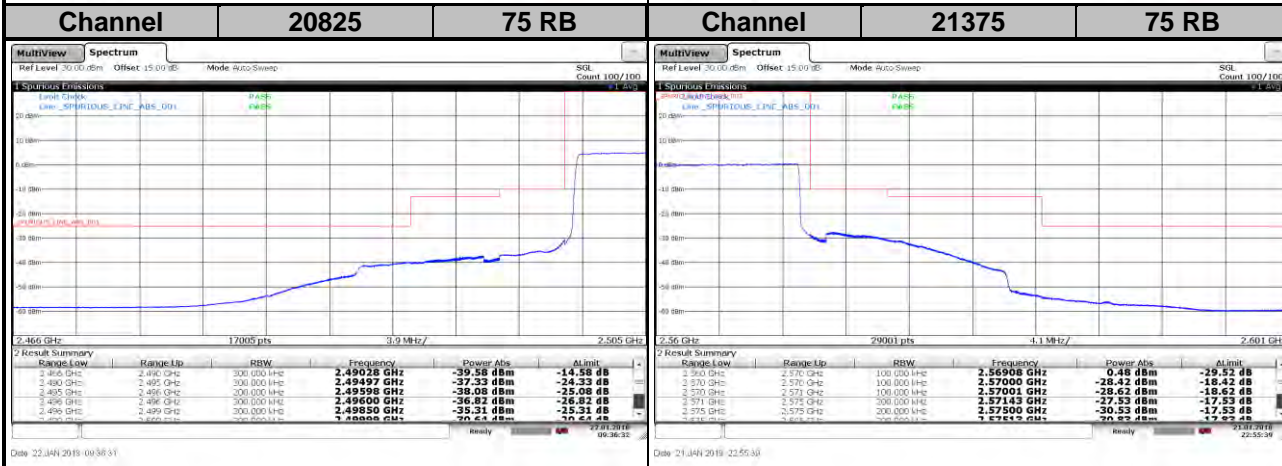
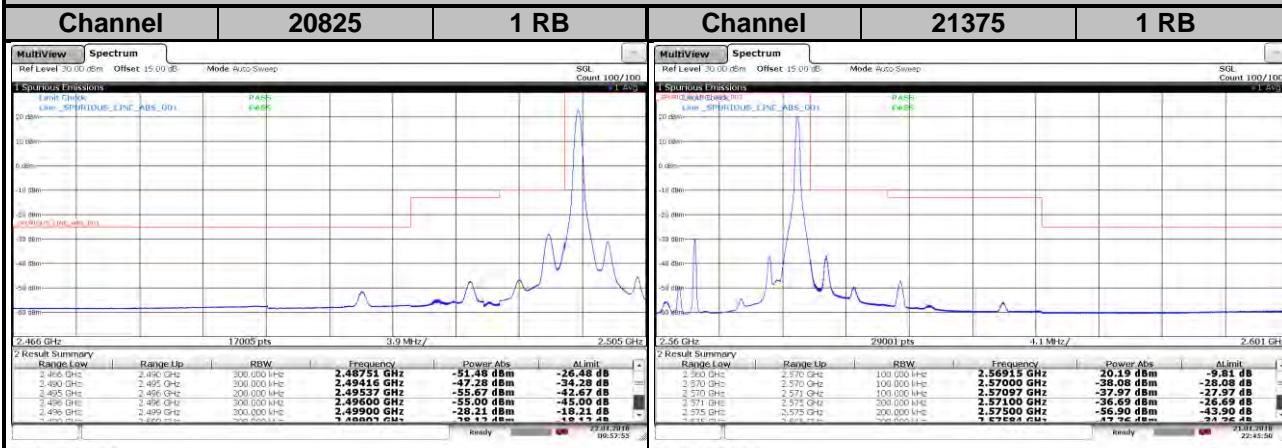


**LTE Band 7**  
**Channel Bandwidth: 10 MHz / 16QAM**  
**<Out-of-Band Emissions>**

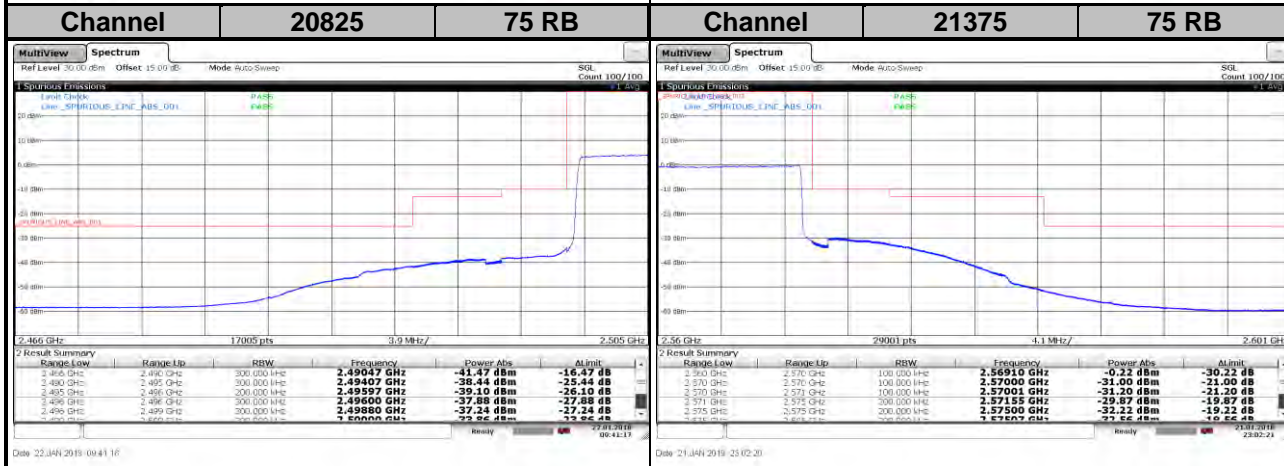
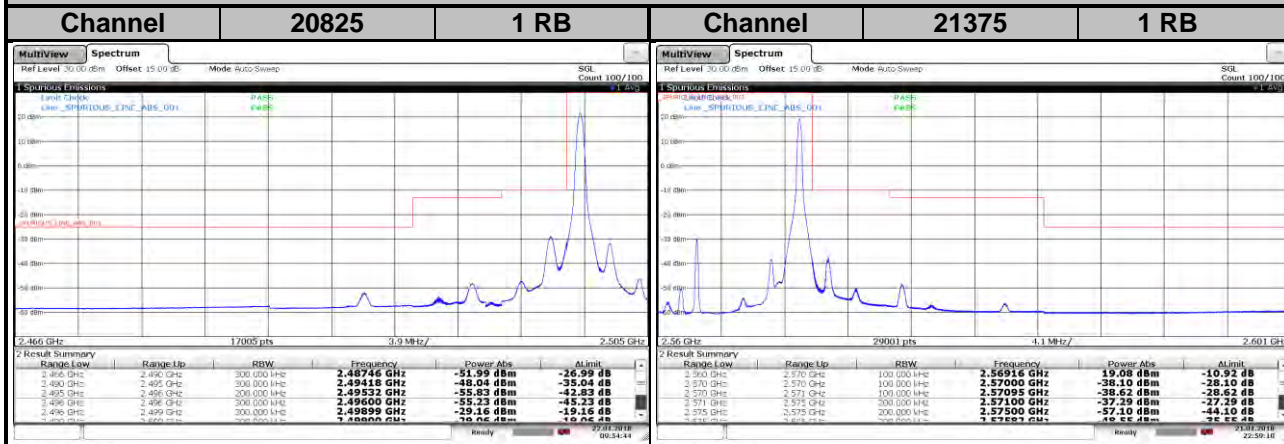


**LTE Band 7**  
**Channel Bandwidth: 15 MHz / QPSK**

**<Out-of-Band Emissions>**

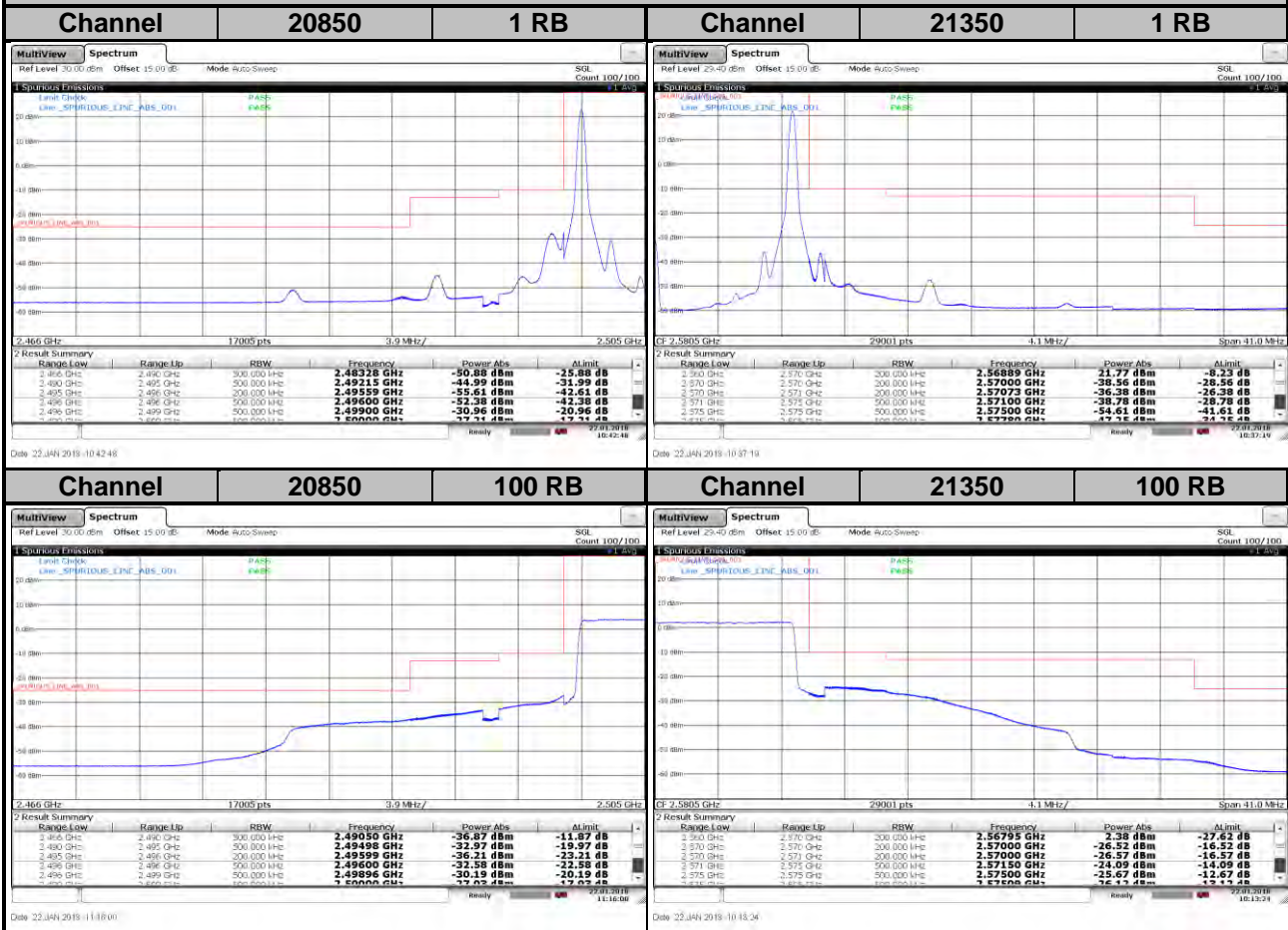


**LTE Band 7**  
**Channel Bandwidth: 15 MHz / 16QAM**  
**<Out-of-Band Emissions>**

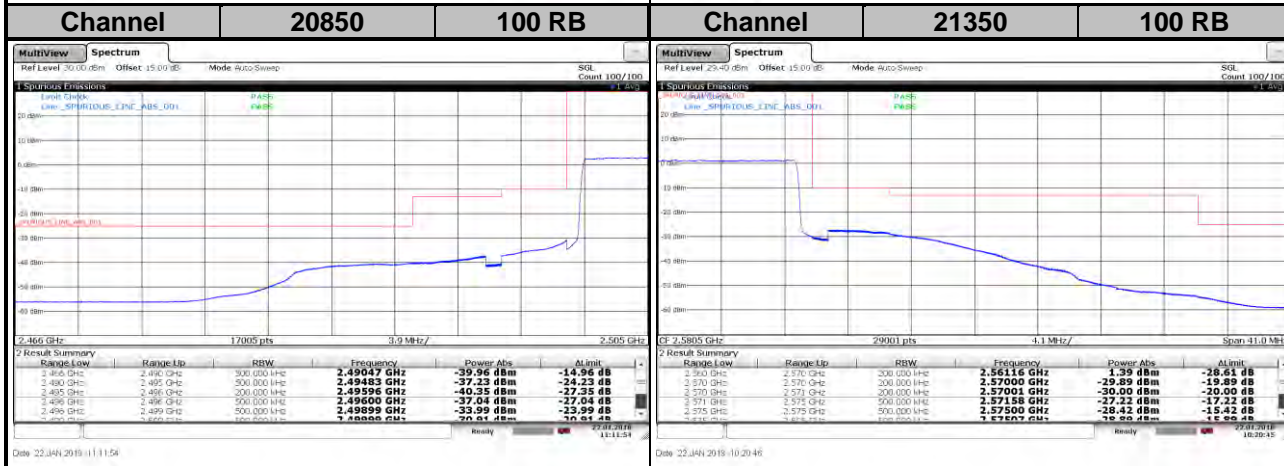
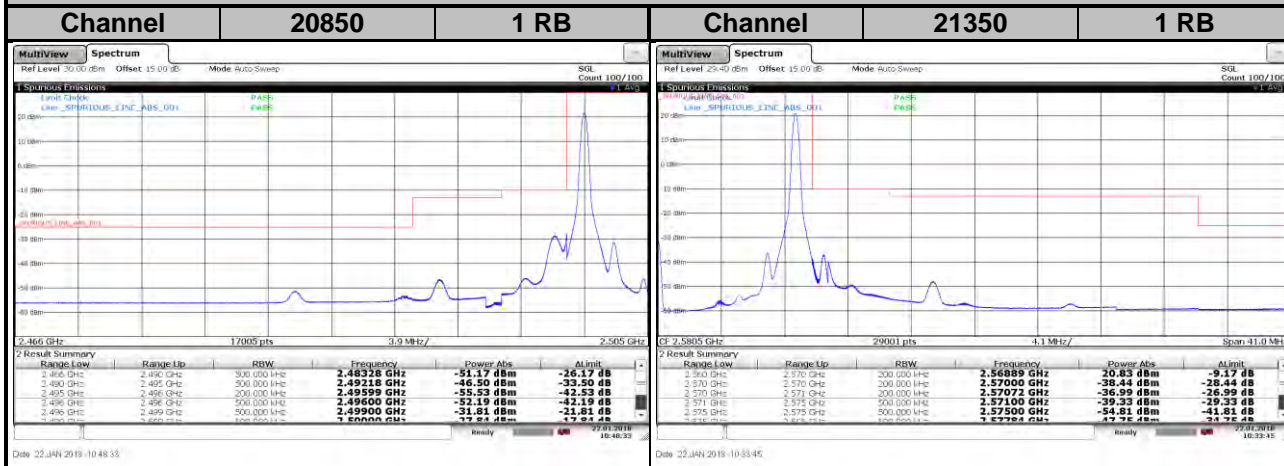


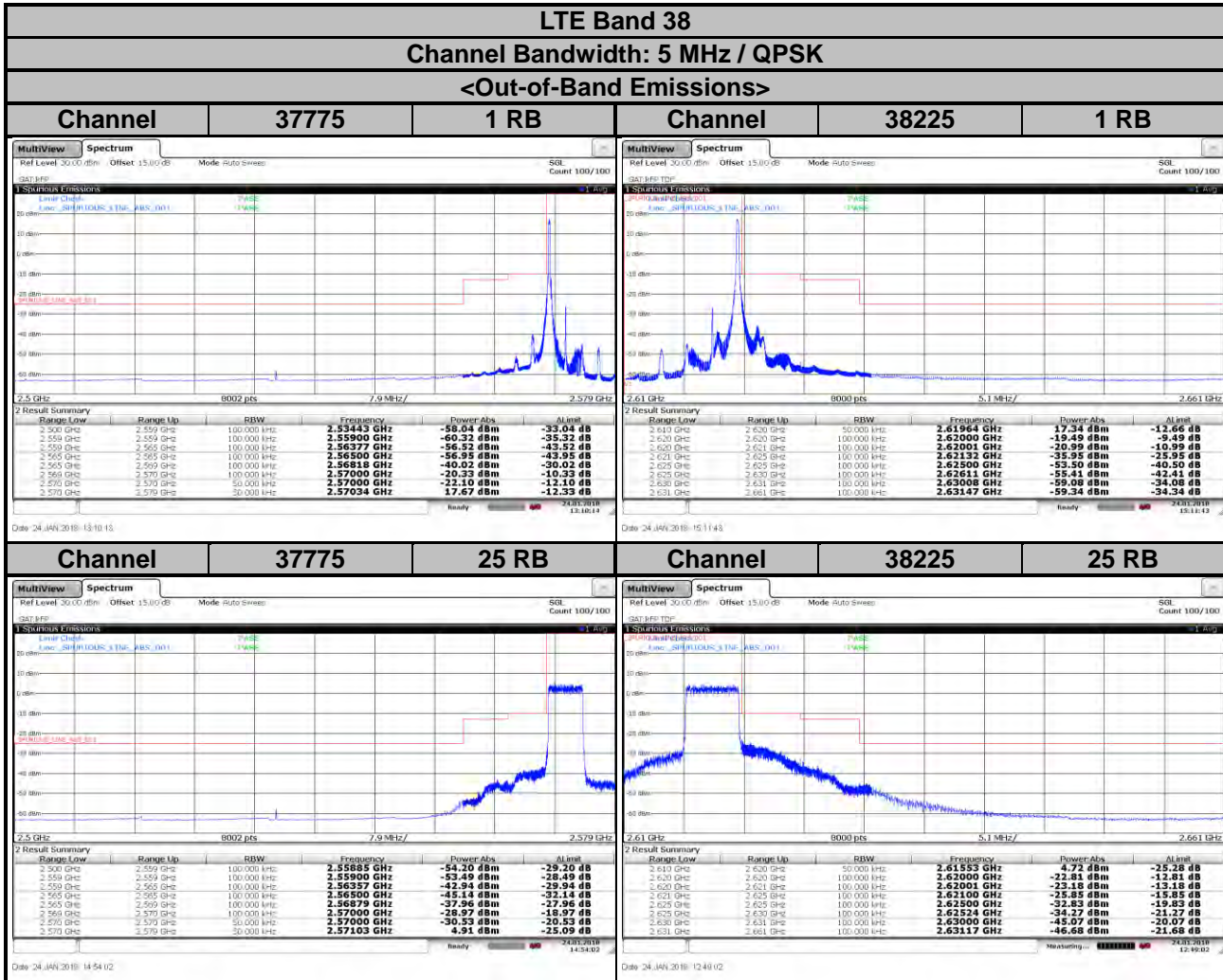
**LTE Band 7**  
**Channel Bandwidth: 20 MHz / QPSK**

**<Out-of-Band Emissions>**



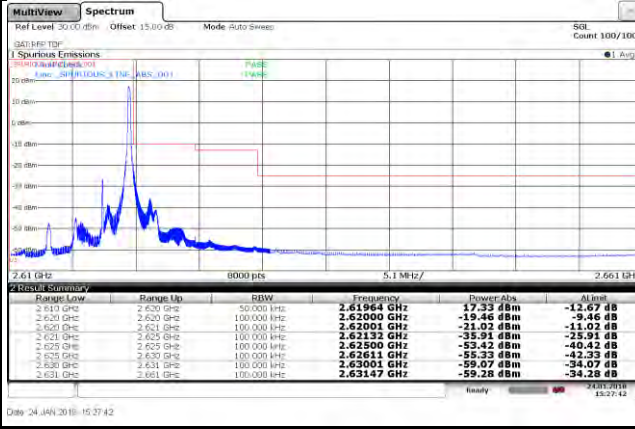
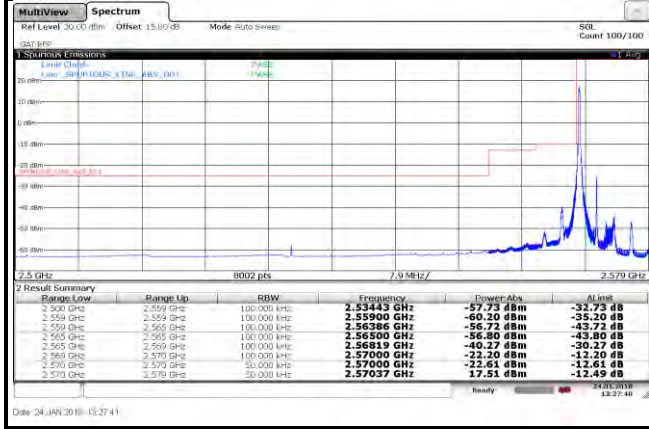
**LTE Band 7**  
**Channel Bandwidth: 20 MHz / 16QAM**  
**<Out-of-Band Emissions>**



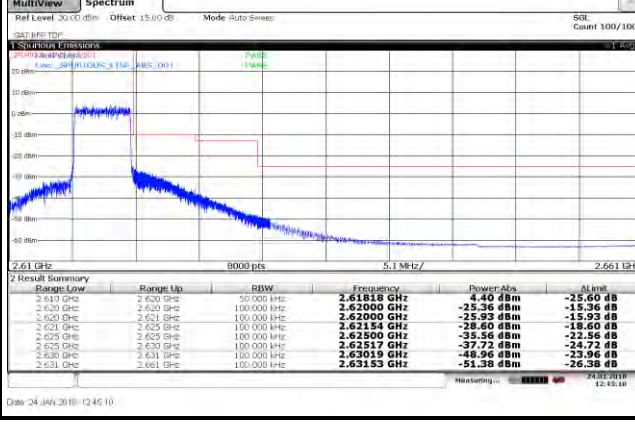
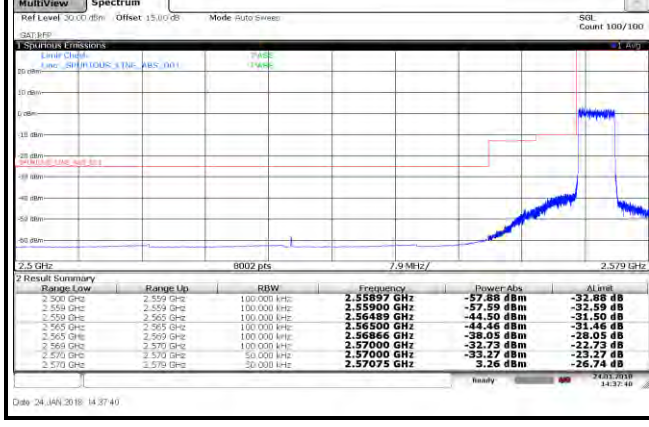


**LTE Band 38**  
**Channel Bandwidth: 5 MHz / 16QAM**  
**<Out-of-Band Emissions>**

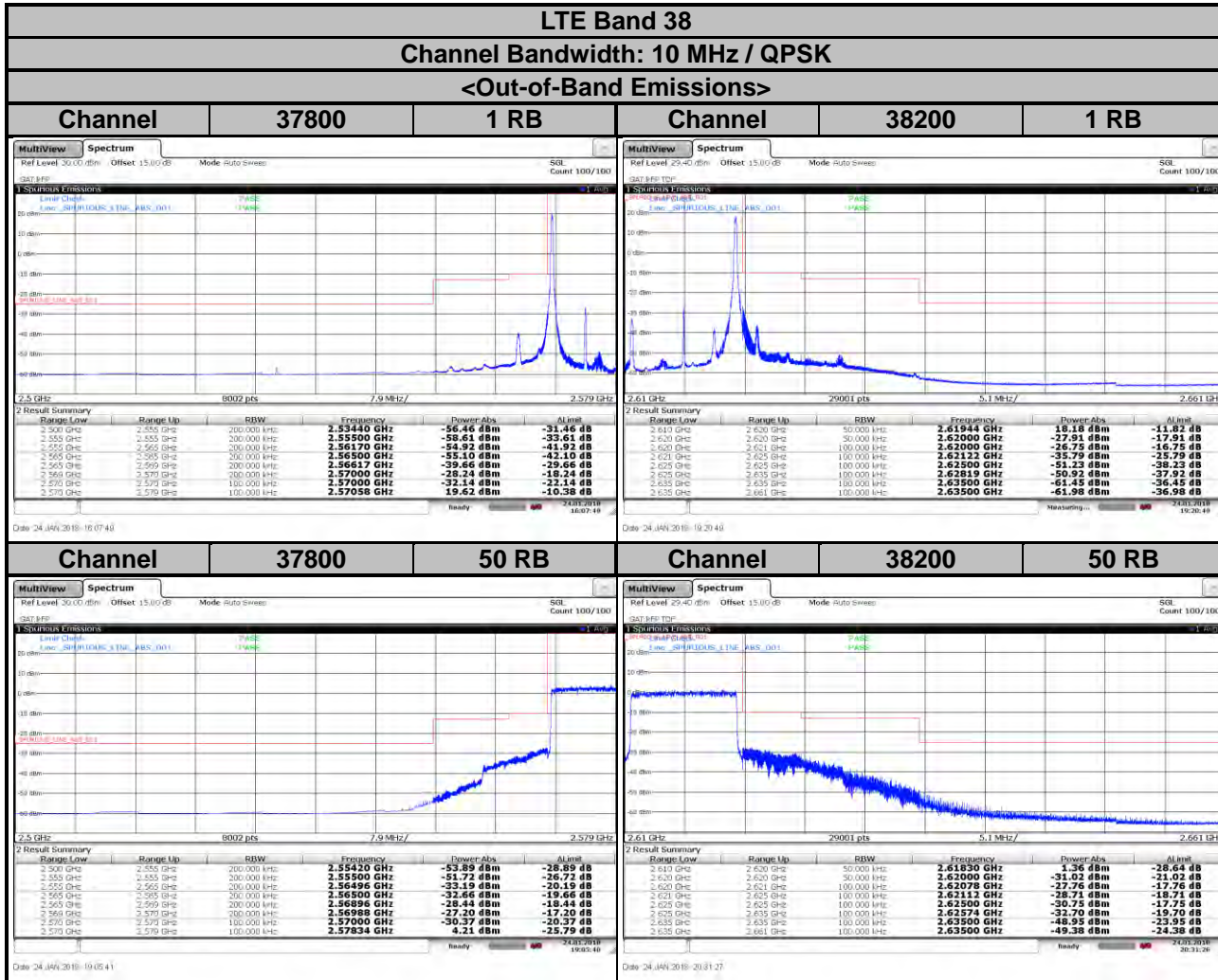
<b>Channel</b>	<b>37775</b>	<b>1 RB</b>	<b>Channel</b>	<b>38225</b>	<b>1 RB</b>
----------------	--------------	-------------	----------------	--------------	-------------

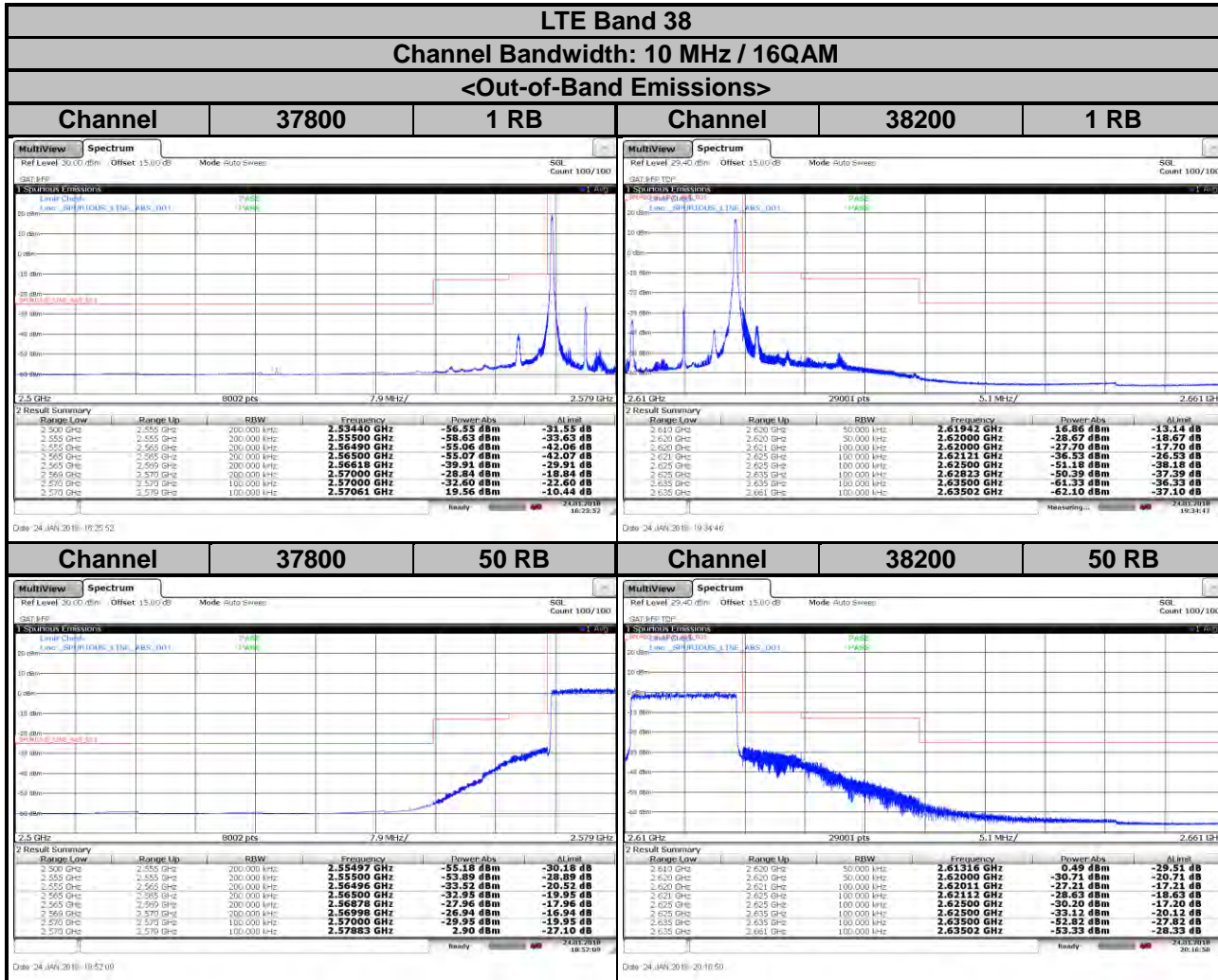


<b>Channel</b>	<b>37775</b>	<b>25 RB</b>	<b>Channel</b>	<b>38225</b>	<b>25 RB</b>
----------------	--------------	--------------	----------------	--------------	--------------



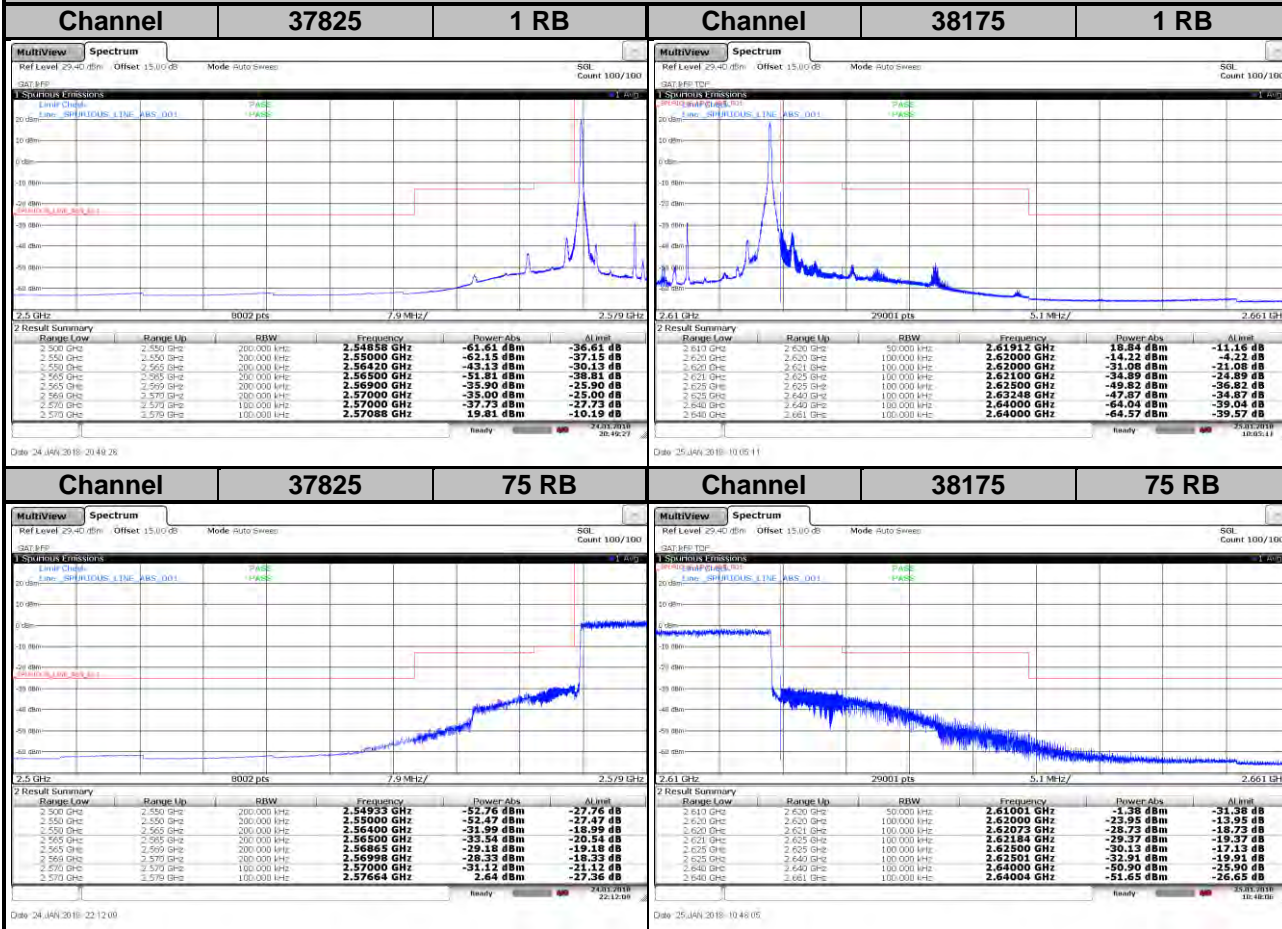






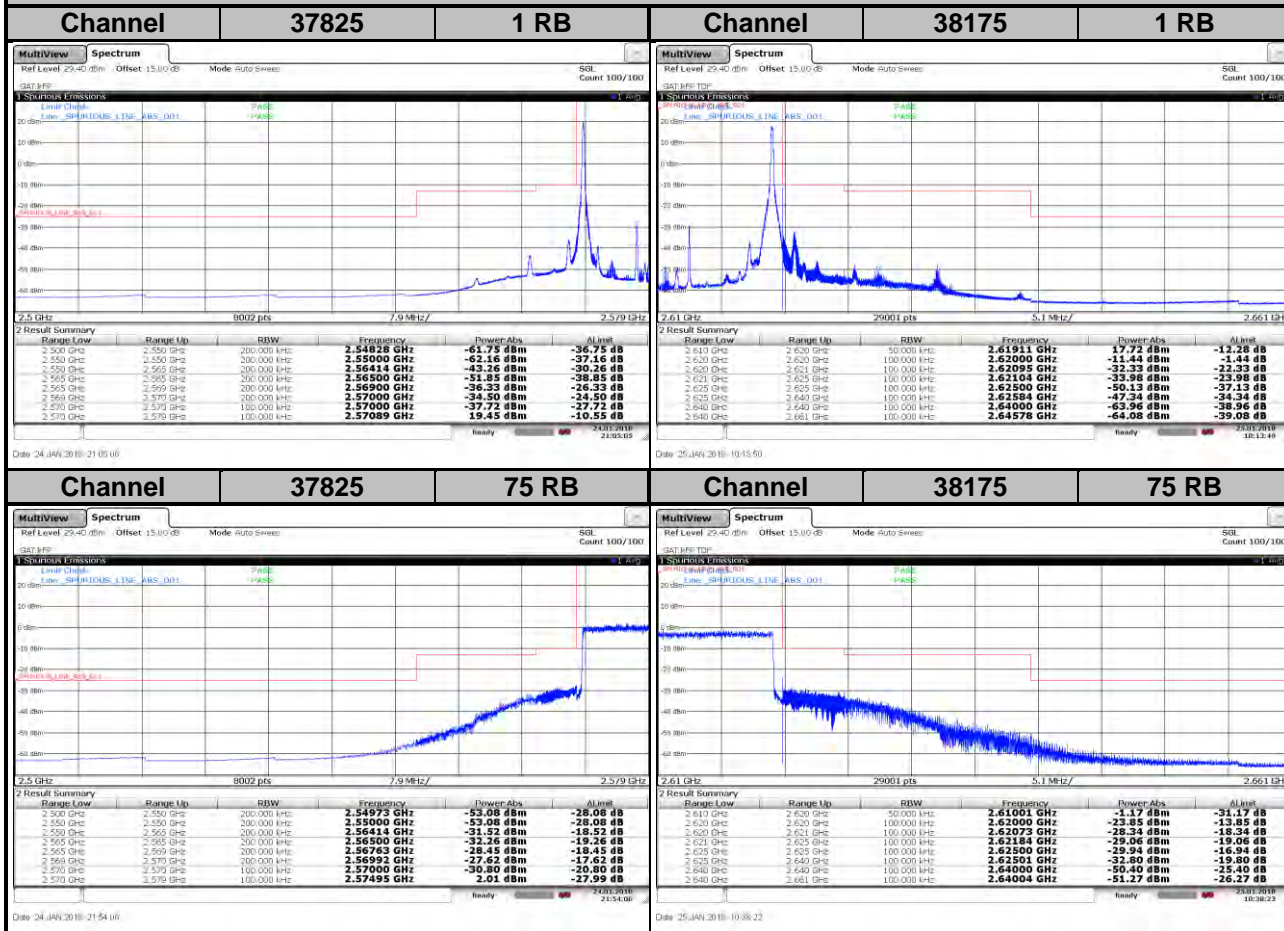
**LTE Band 38**  
**Channel Bandwidth: 15 MHz / QPSK**

**<Out-of-Band Emissions>**



**LTE Band 38**  
**Channel Bandwidth: 15 MHz / 16QAM**

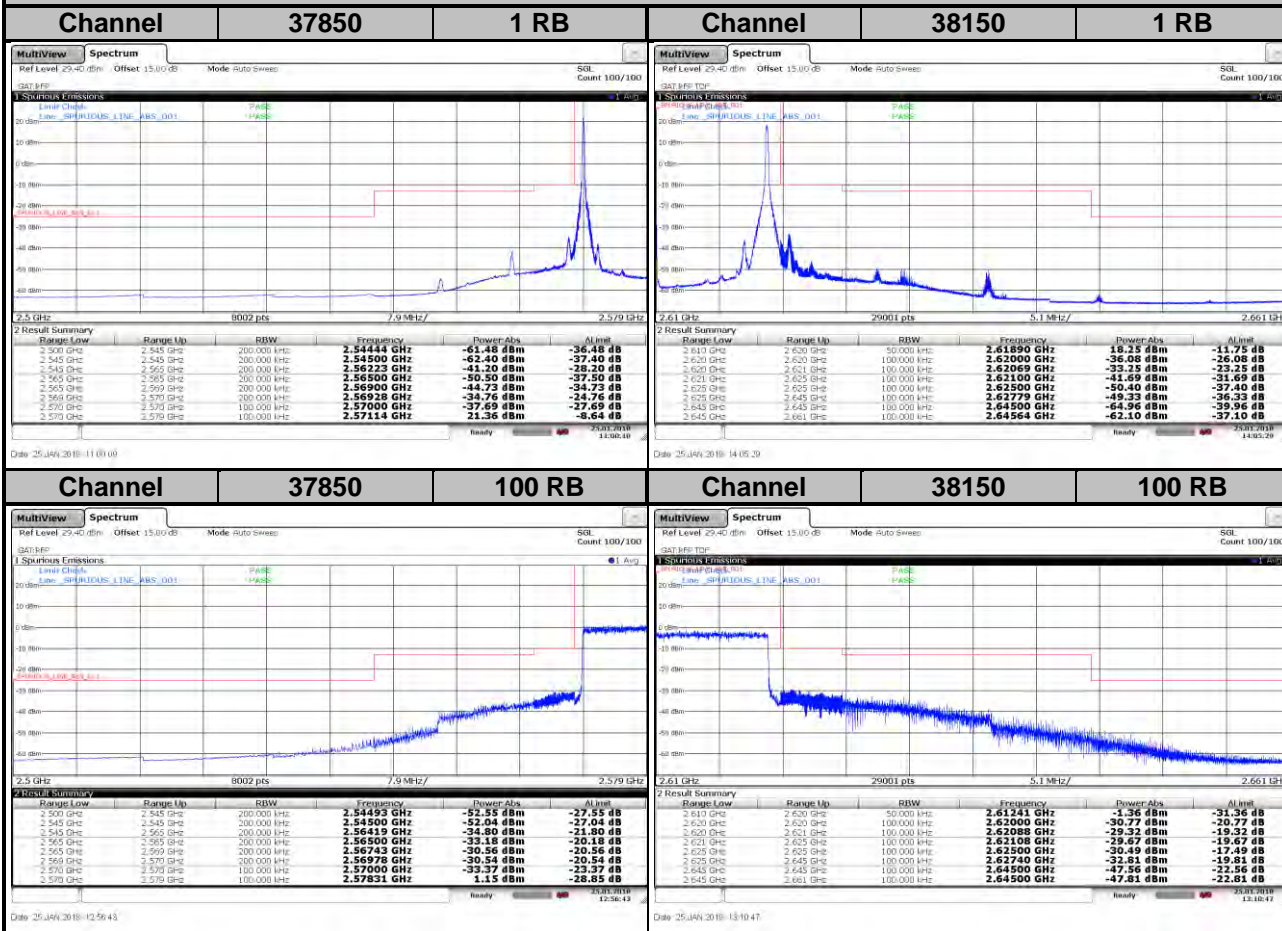
**<Out-of-Band Emissions>**



LTE Band 38

Channel Bandwidth: 20 MHz / QPSK

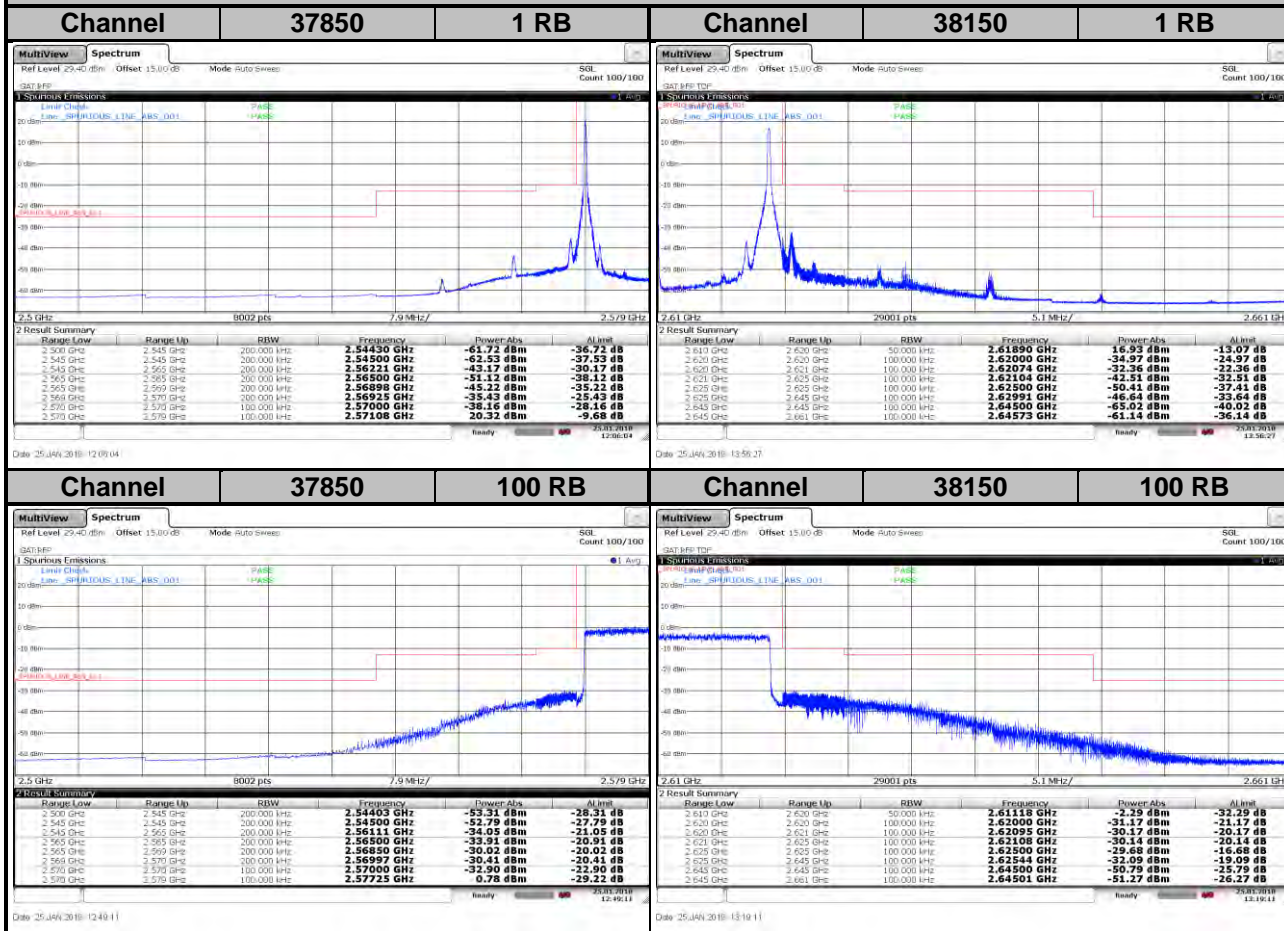
<Out-of-Band Emissions>



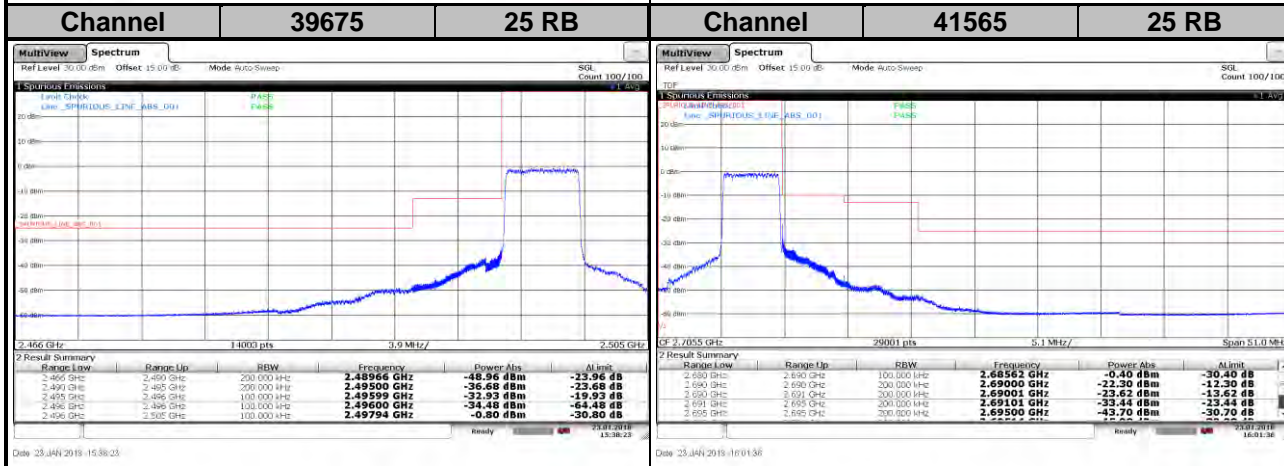
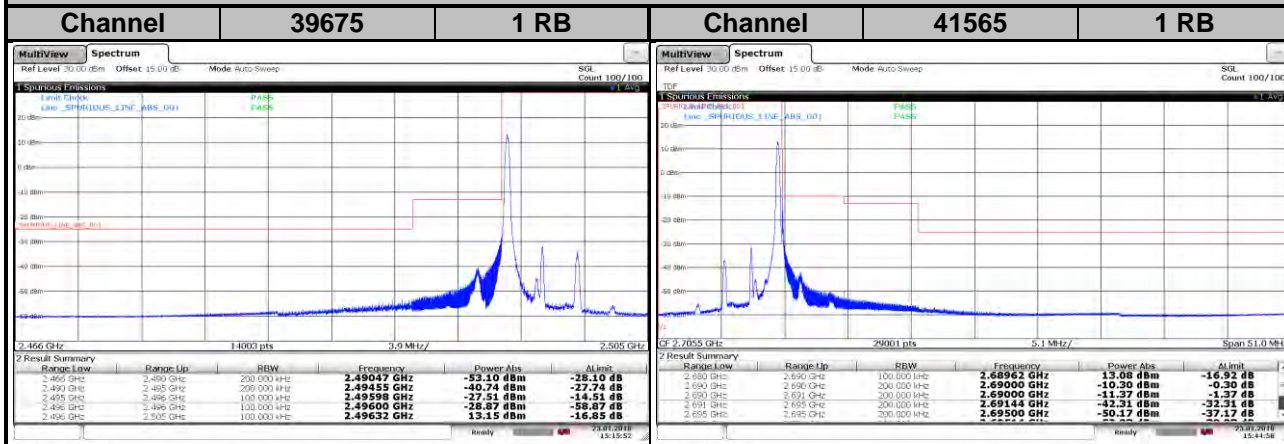
LTE Band 38

Channel Bandwidth: 20 MHz / 16QAM

<Out-of-Band Emissions>

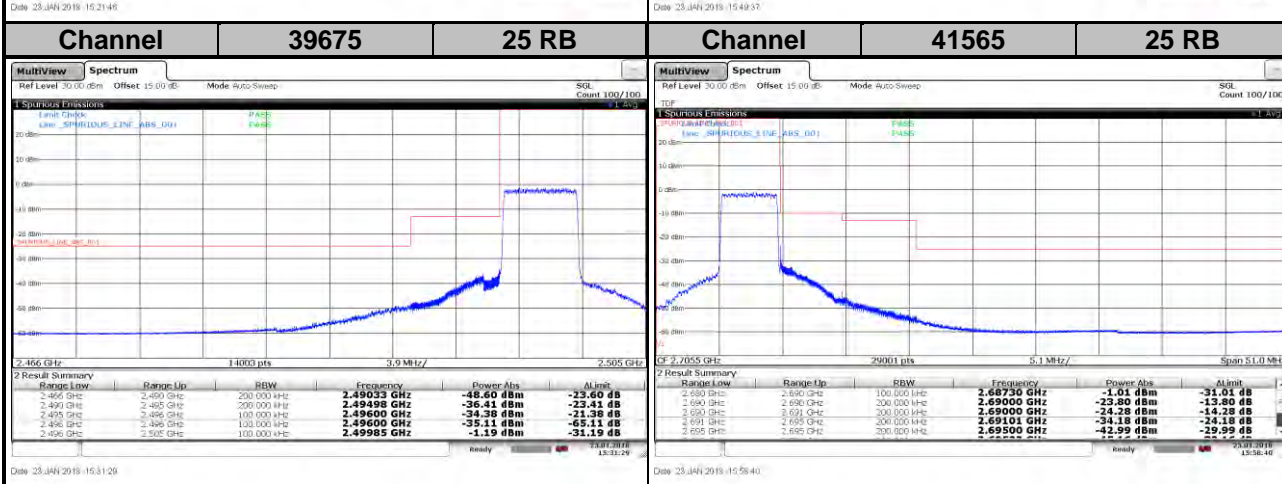
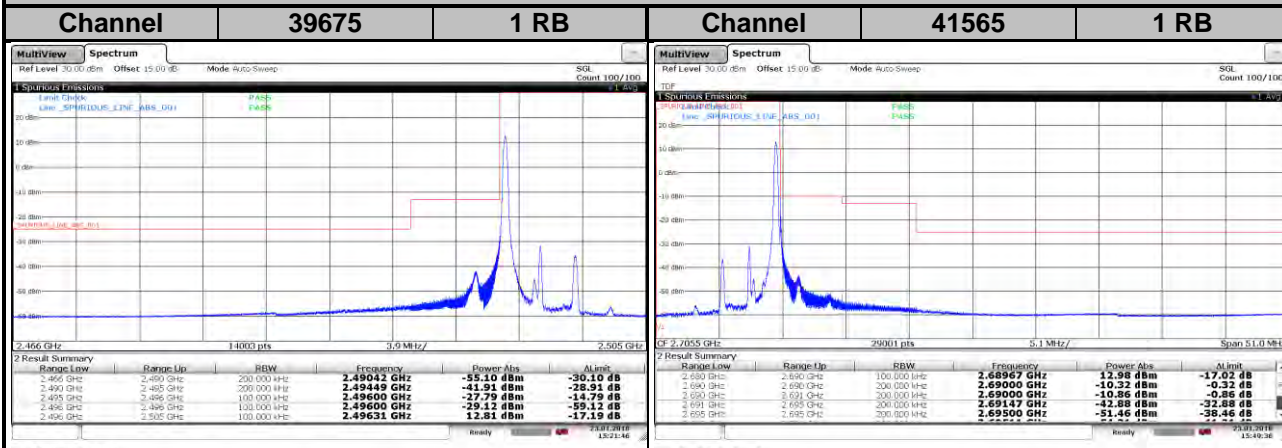


**LTE Band 41**  
**Channel Bandwidth: 5 MHz / QPSK**  
**<Out-of-Band Emissions>**



**LTE Band 41**  
**Channel Bandwidth: 5 MHz / 16QAM**

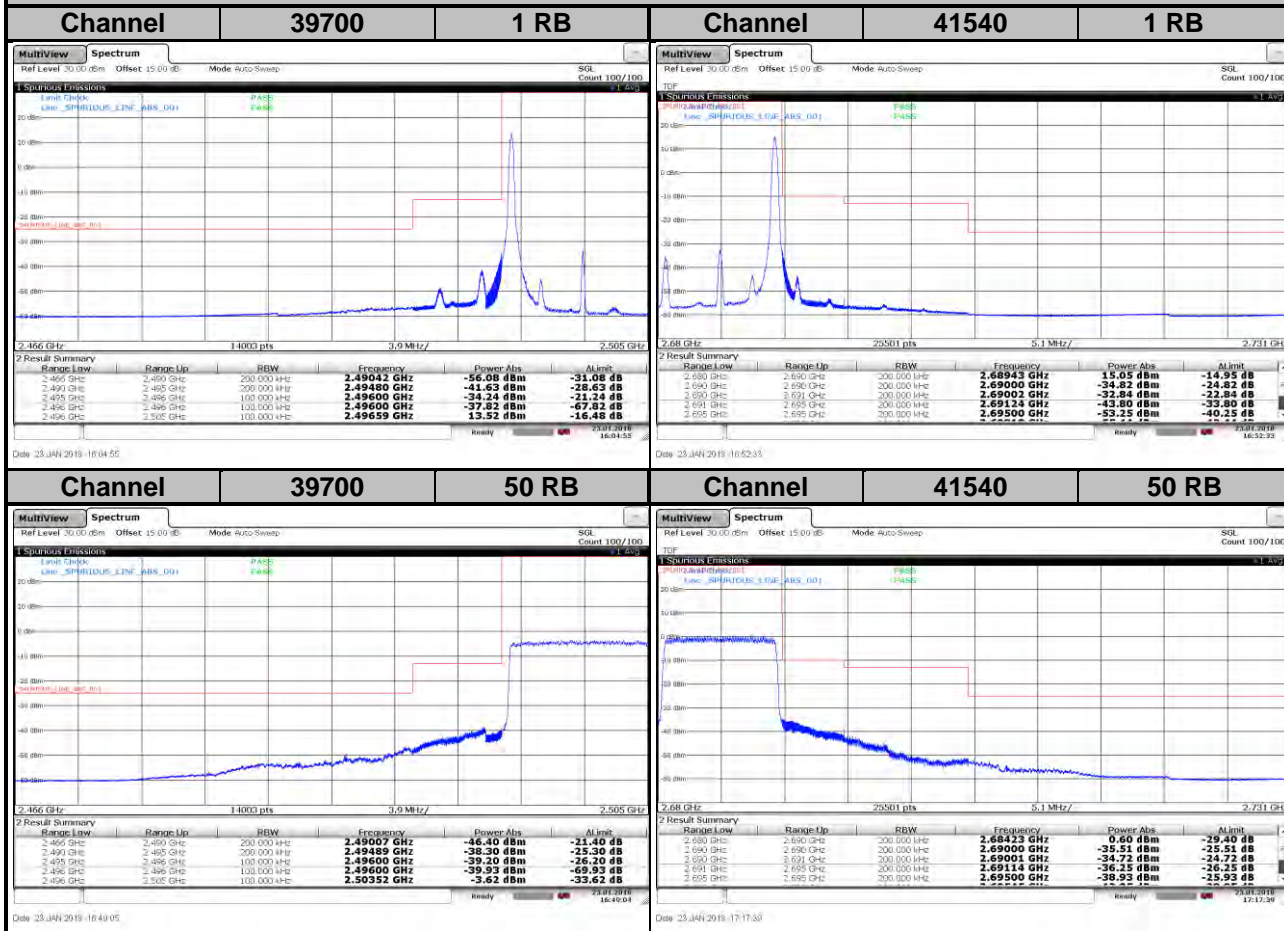
**<Out-of-Band Emissions>**





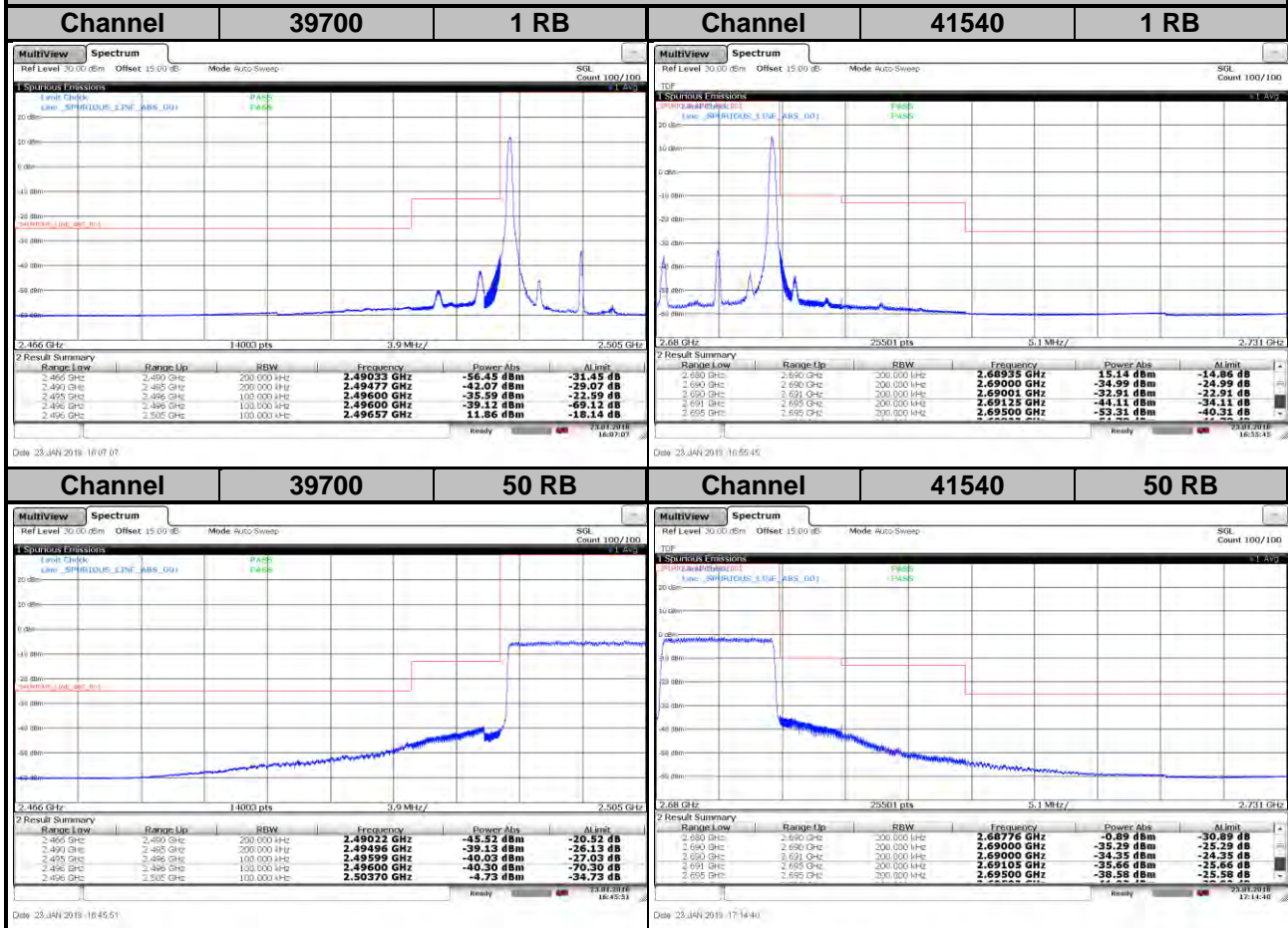
**LTE Band 41**  
**Channel Bandwidth: 10 MHz / QPSK**

**<Out-of-Band Emissions>**



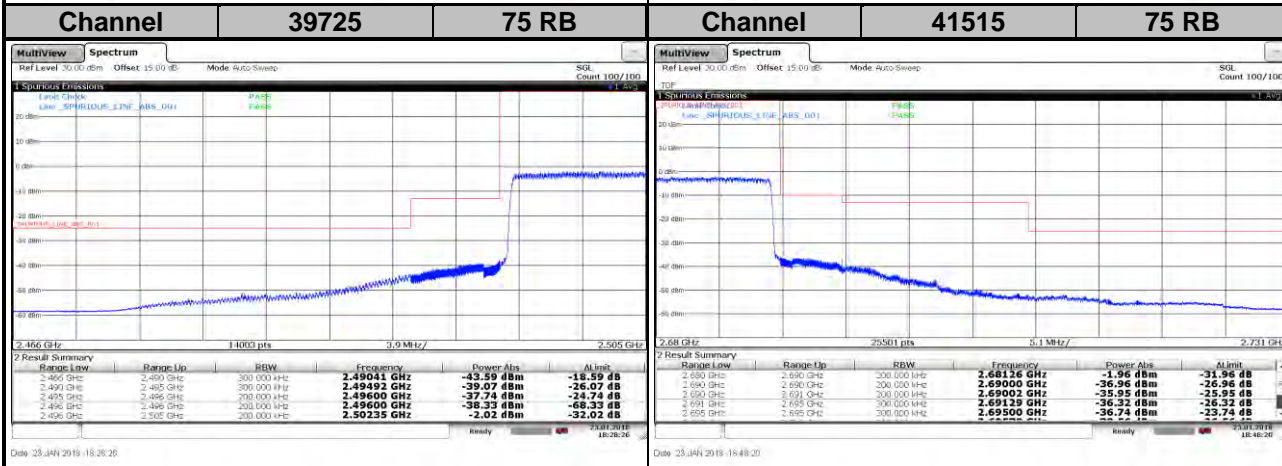
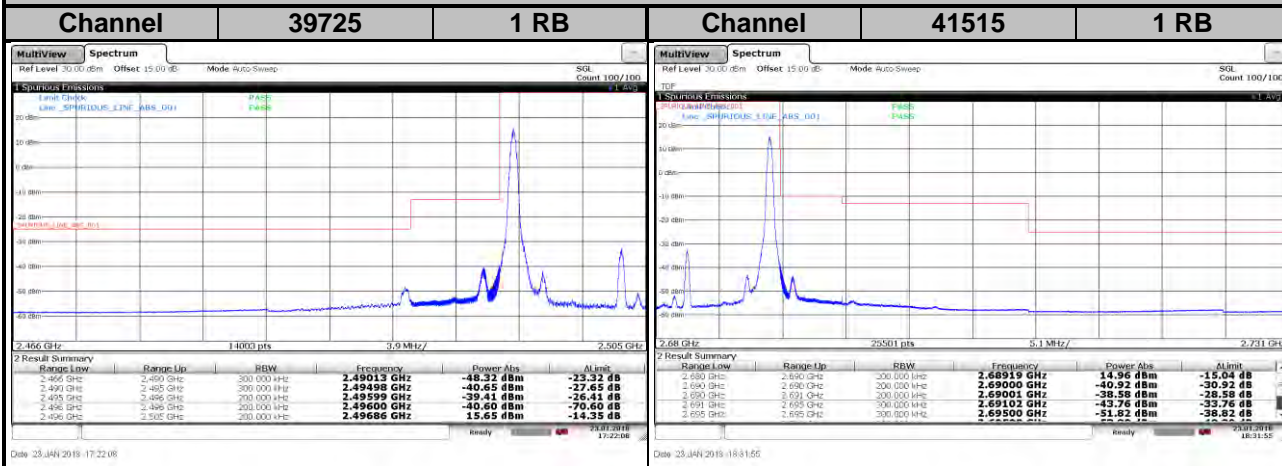
**LTE Band 41**  
**Channel Bandwidth: 10 MHz / 16QAM**

**<Out-of-Band Emissions>**



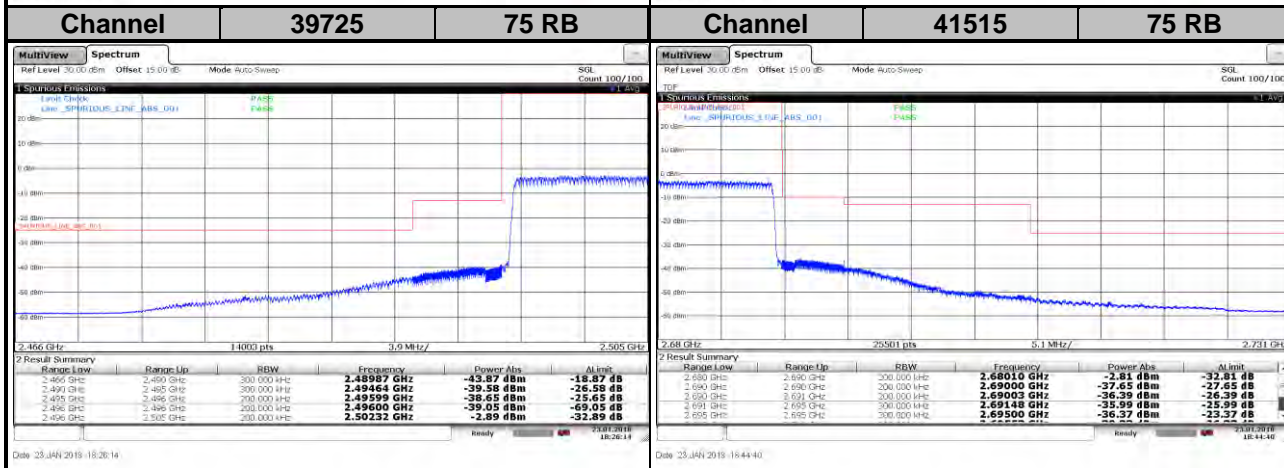
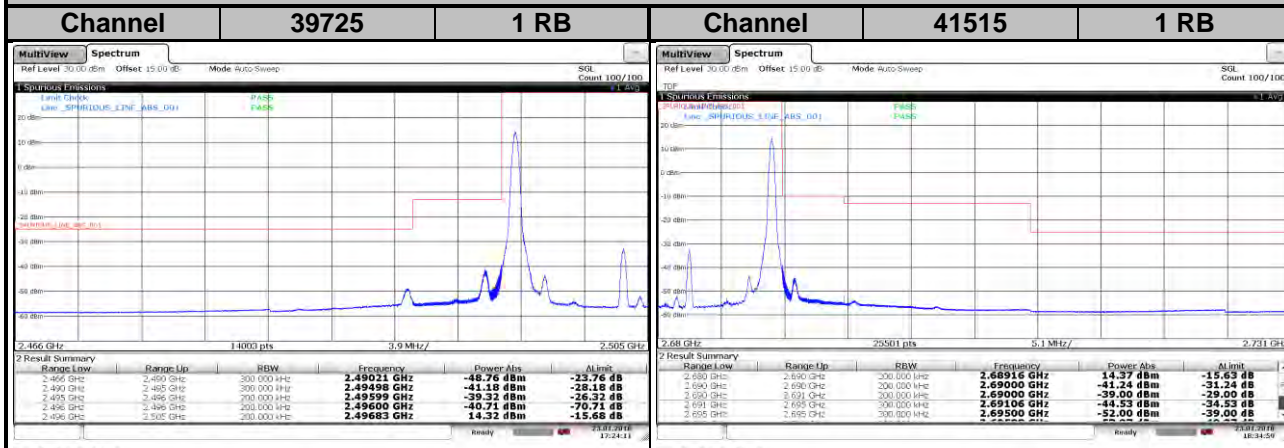
**LTE Band 41**  
**Channel Bandwidth: 15 MHz / QPSK**

**<Out-of-Band Emissions>**



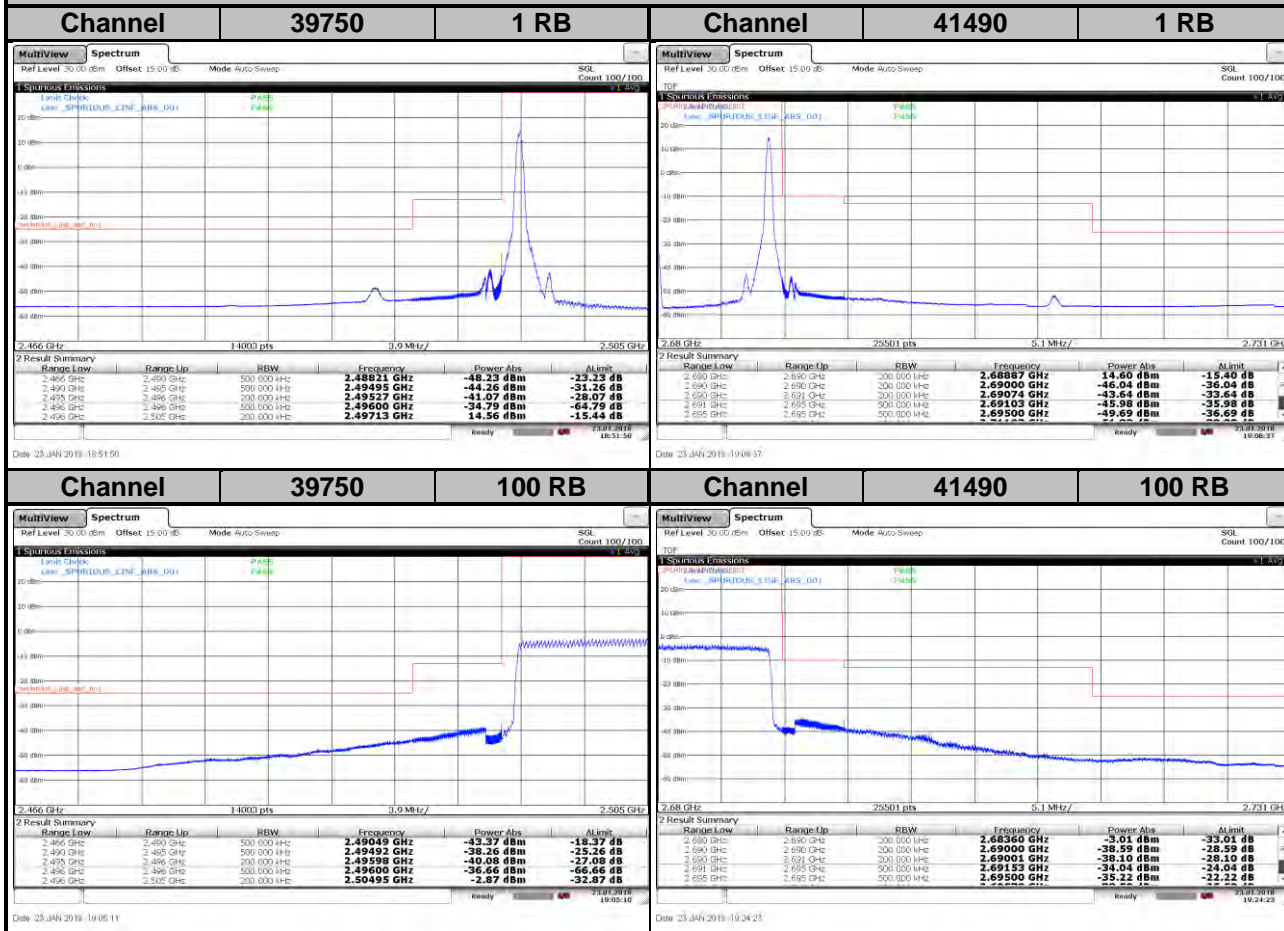
**LTE Band 41**  
**Channel Bandwidth: 15 MHz / 16QAM**

**<Out-of-Band Emissions>**



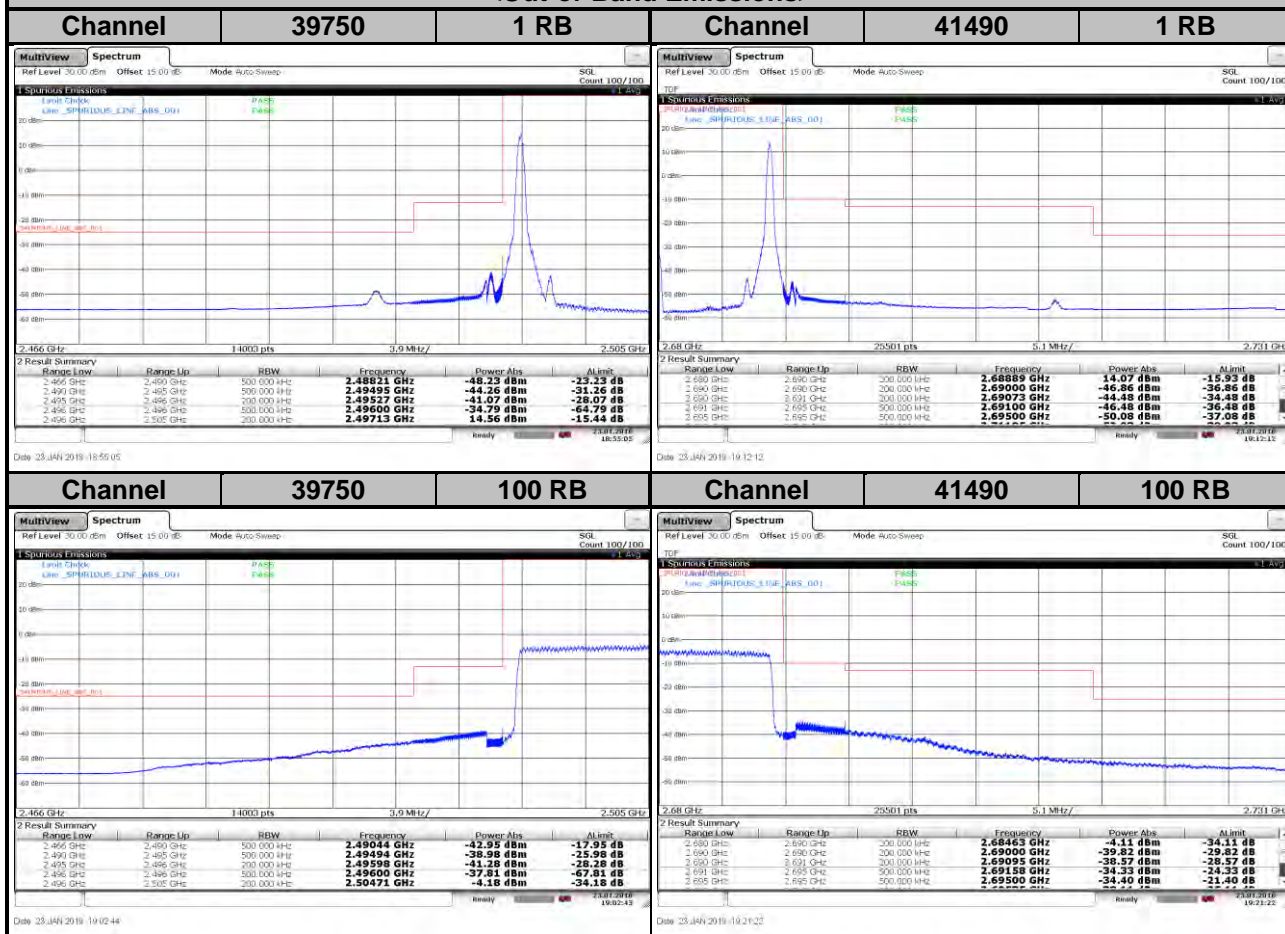
**LTE Band 41**  
**Channel Bandwidth: 20 MHz / QPSK**

**<Out-of-Band Emissions>**



**LTE Band 41**  
**Channel Bandwidth: 20 MHz / 16QAM**

**<Out-of-Band Emissions>**

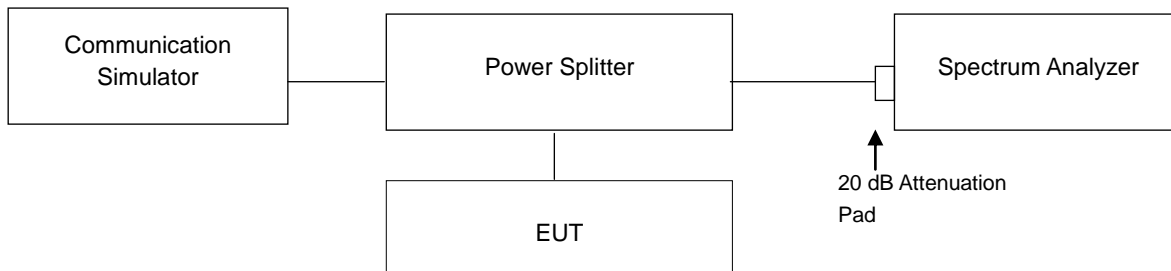


## 4.5 Peak to Average Ratio

### 4.5.1 Limits of Peak to Average Ratio Measurement

In measuring transmissions in this band using an average power technique, the peak to-average ratio (PAR) of the transmission may not exceed 13 dB.

### 4.5.2 Test Setup

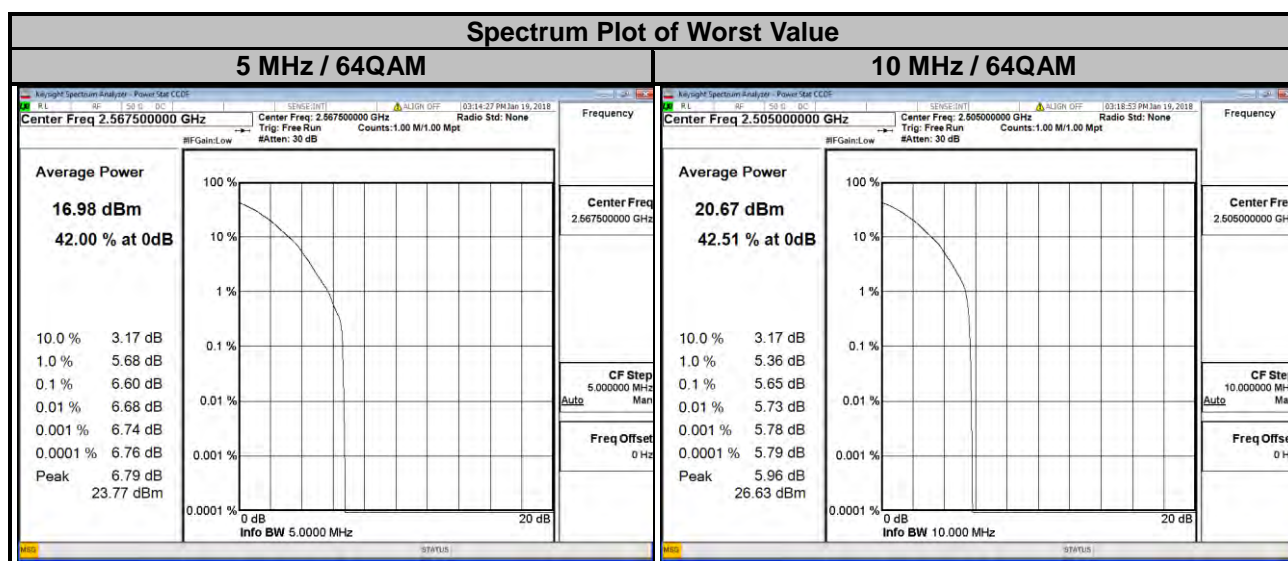


### 4.5.3 Test Procedures

1. Set resolution/measurement bandwidth  $\geq$  signal's occupied bandwidth;
2. Set the number of counts to a value that stabilizes the measured CCDF curve;
3. Record the maximum PAPR level associated with a probability of 0.1 %.

4.5.4 Test Results

LTE Band 7									
Channel Bandwidth: 5 MHz					Channel Bandwidth: 10 MHz				
Channel	Frequency (MHz)	Peak to Average Ratio (dB)			Channel	Frequency (MHz)	Peak to Average Ratio (dB)		
		QPSK	16QAM	64QAM			QPSK	16QAM	64QAM
20775	2502.5	3.85	4.56	5.56	20800	2505.0	3.86	4.56	5.65
21100	2535.0	4.65	5.45	6.56	21100	2535.0	4.62	5.39	6.56
21425	2567.5	4.70	5.51	6.60	21400	2565.0	4.63	5.42	6.56

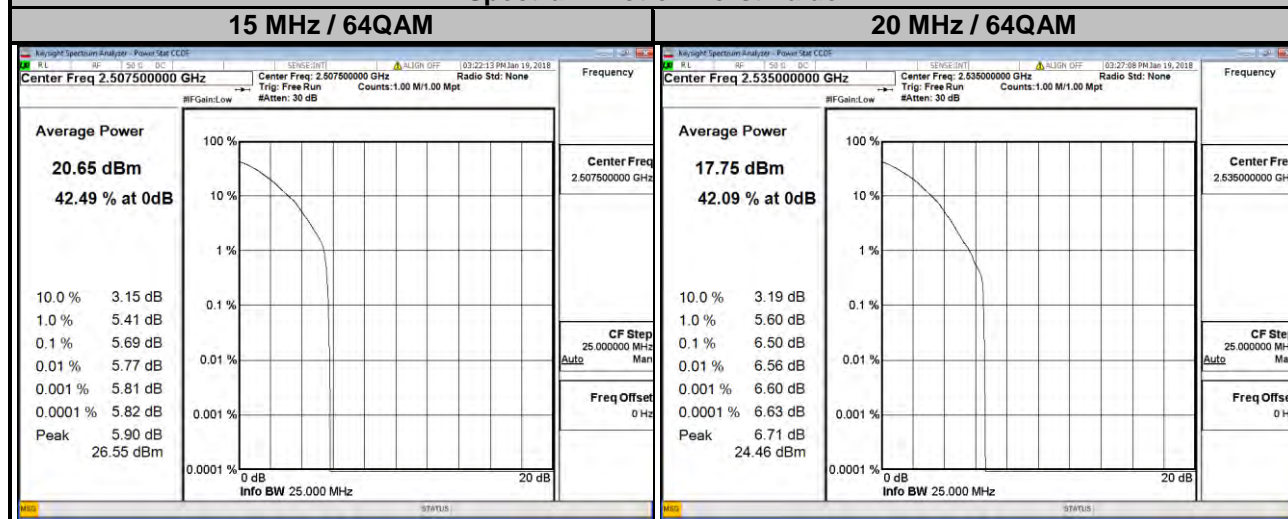




### LTE Band 7

Channel Bandwidth: 15 MHz					Channel Bandwidth: 20 MHz				
Channel	Frequency (MHz)	Peak to Average Ratio (dB)			Channel	Frequency (MHz)	Peak to Average Ratio (dB)		
		QPSK	16QAM	64QAM			QPSK	16QAM	64QAM
20825	2507.5	3.90	4.63	5.69	20850	2510.0	4.08	4.86	5.88
21100	2535.0	4.58	5.35	6.44	21100	2535.0	4.61	5.40	6.50
21375	2562.5	4.57	5.35	6.45	21350	2560.0	4.38	5.17	6.29

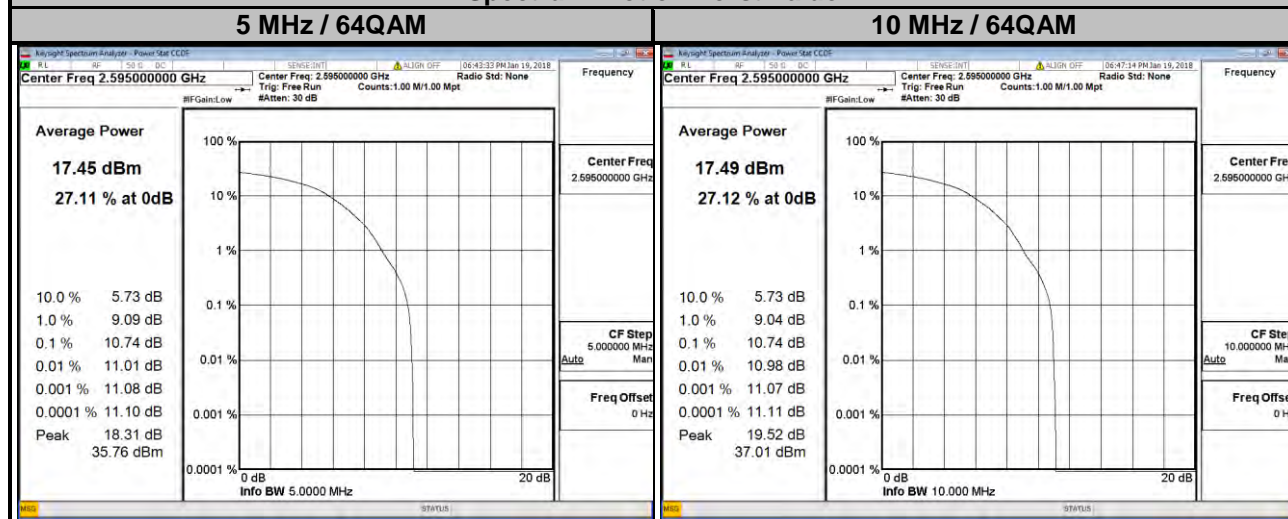
### Spectrum Plot of Worst Value



### LTE Band 38

Channel Bandwidth: 5 MHz					Channel Bandwidth: 10 MHz				
Channel	Frequency (MHz)	Peak to Average Ratio (dB)			Channel	Frequency (MHz)	Peak to Average Ratio (dB)		
		QPSK	16QAM	64QAM			QPSK	16QAM	64QAM
37775	2572.5	9.46	9.29	10.14	37800	2575.0	8.84	8.76	10.48
38000	2595.0	8.29	9.51	10.74	38000	2595.0	8.47	9.41	10.74
38225	2617.5	8.58	9.30	9.80	38200	2615.0	7.94	8.92	9.57

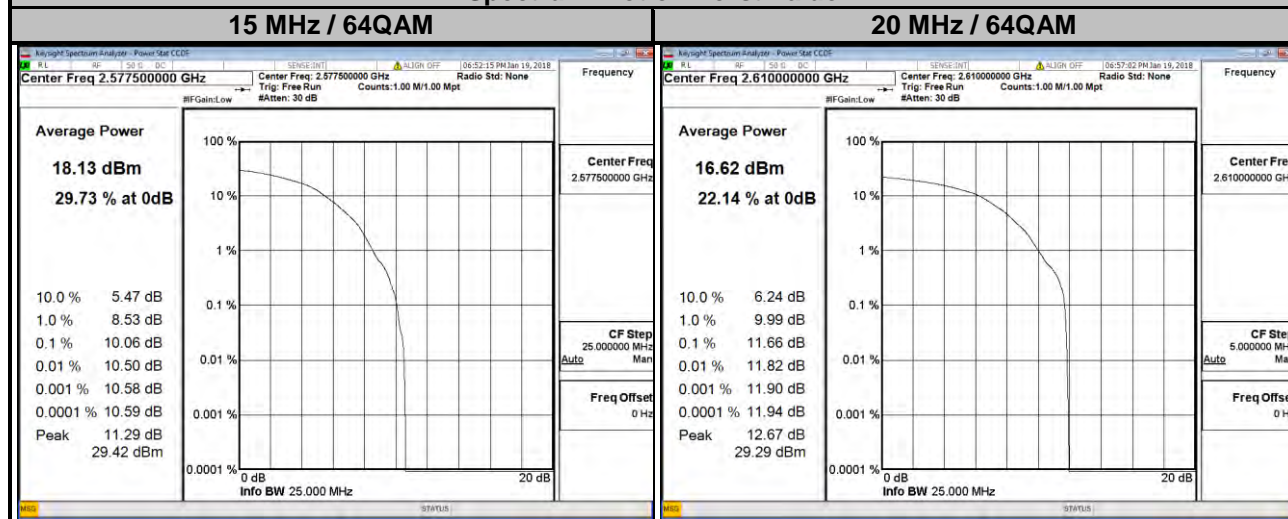
### Spectrum Plot of Worst Value



### LTE Band 38

Channel Bandwidth: 15 MHz					Channel Bandwidth: 20 MHz				
Channel	Frequency (MHz)	Peak to Average Ratio (dB)			Channel	Frequency (MHz)	Peak to Average Ratio (dB)		
		QPSK	16QAM	64QAM			QPSK	16QAM	64QAM
37825	2577.5	7.93	8.91	10.06	37850	2580.0	10.97	9.89	11.27
38000	2595.0	8.09	8.87	10.03	38000	2595.0	10.66	7.91	11.35
38175	2612.5	8.34	9.50	8.72	38150	2610.0	9.75	11.41	11.66

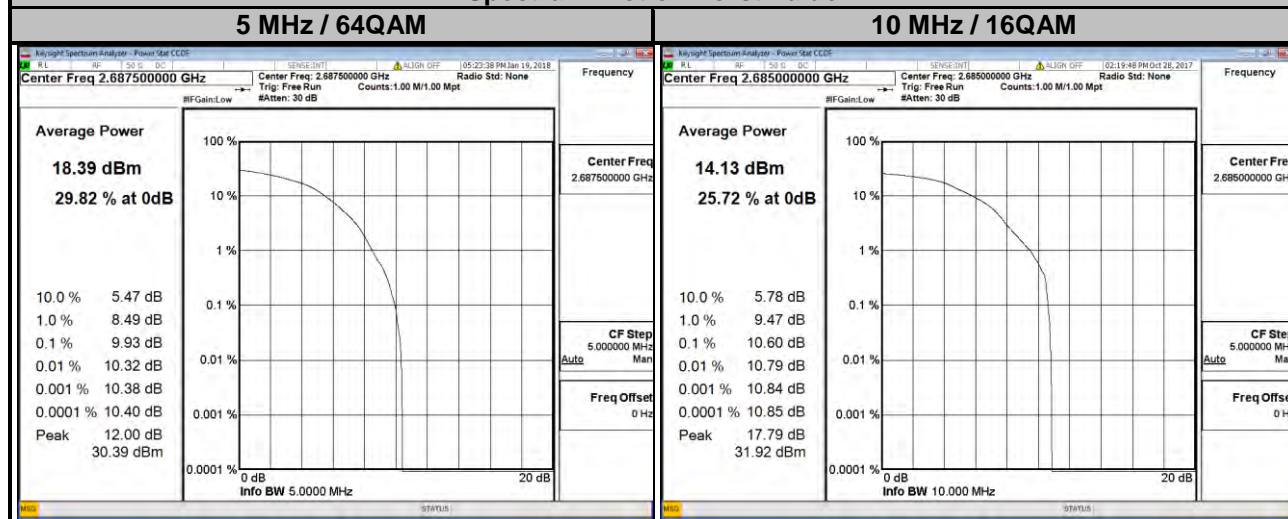
### Spectrum Plot of Worst Value



### LTE Band 41

Channel Bandwidth: 5 MHz					Channel Bandwidth: 10 MHz				
Channel	Frequency (MHz)	Peak to Average Ratio (dB)			Channel	Frequency (MHz)	Peak to Average Ratio (dB)		
		QPSK	16QAM	64QAM			QPSK	16QAM	64QAM
39675	2498.5	8.01	9.72	9.68	39700	2501.0	8.52	9.34	9.53
40620	2593.0	8.79	9.40	9.78	40620	2593.0	8.59	10.45	9.57
41565	2687.5	8.83	9.55	9.93	41540	2685.0	9.24	10.60	9.46

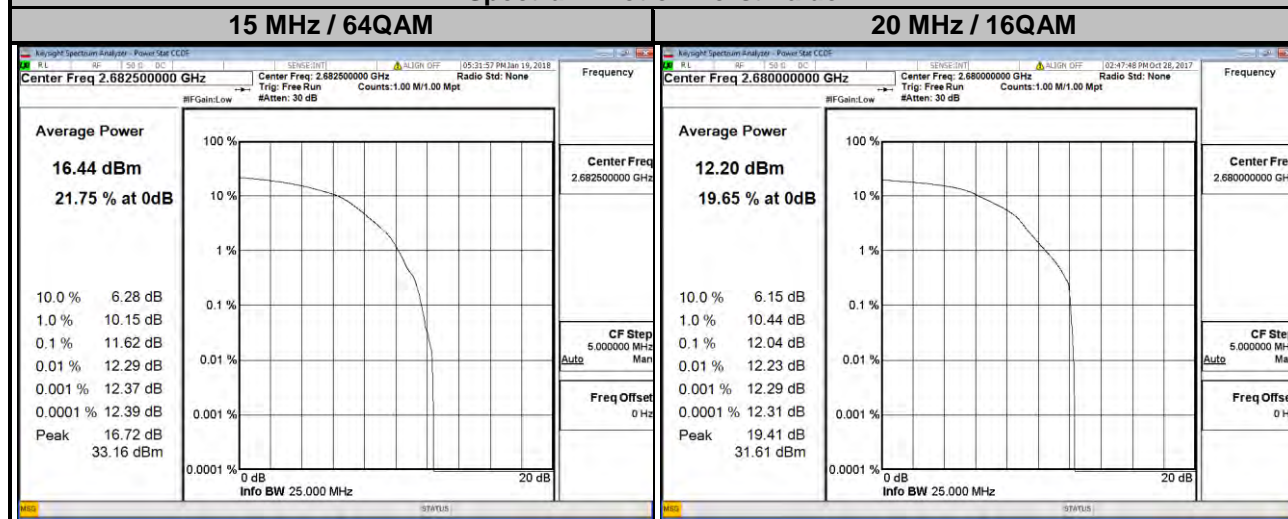
### Spectrum Plot of Worst Value



### LTE Band 41

Channel Bandwidth: 15 MHz					Channel Bandwidth: 20 MHz				
Channel	Frequency (MHz)	Peak to Average Ratio (dB)			Channel	Frequency (MHz)	Peak to Average Ratio (dB)		
		QPSK	16QAM	64QAM			QPSK	16QAM	64QAM
39725	2503.5	8.18	8.26	9.62	39750	2506.0	9.88	9.32	10.03
40620	2593.0	7.80	8.37	10.15	40620	2593.0	8.11	9.34	9.69
41515	2682.5	9.65	10.25	11.62	41490	2680.0	8.08	12.04	9.81

### Spectrum Plot of Worst Value

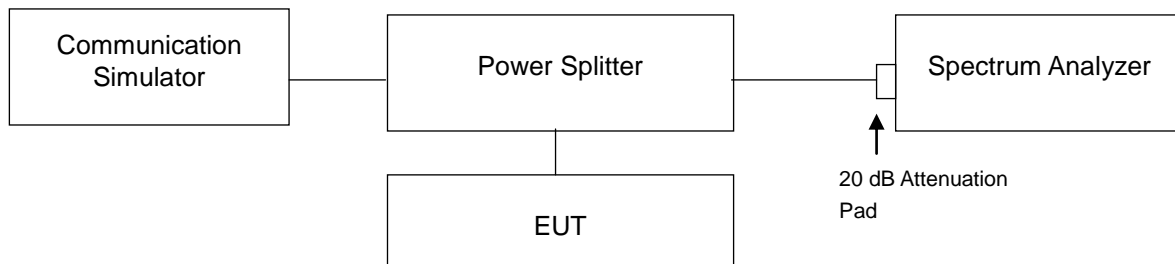


## 4.6 Conducted Spurious Emissions

### 4.6.1 Limits of Conducted Spurious Emissions Measurement

The power of any emission outside a licensee's frequency block shall be attenuated below the transmitter power (P) by at least  $55 + 10 \log_{10}(P)$  dB. The limit of emission is equal to -25 dBm.

### 4.6.2 Test Setup



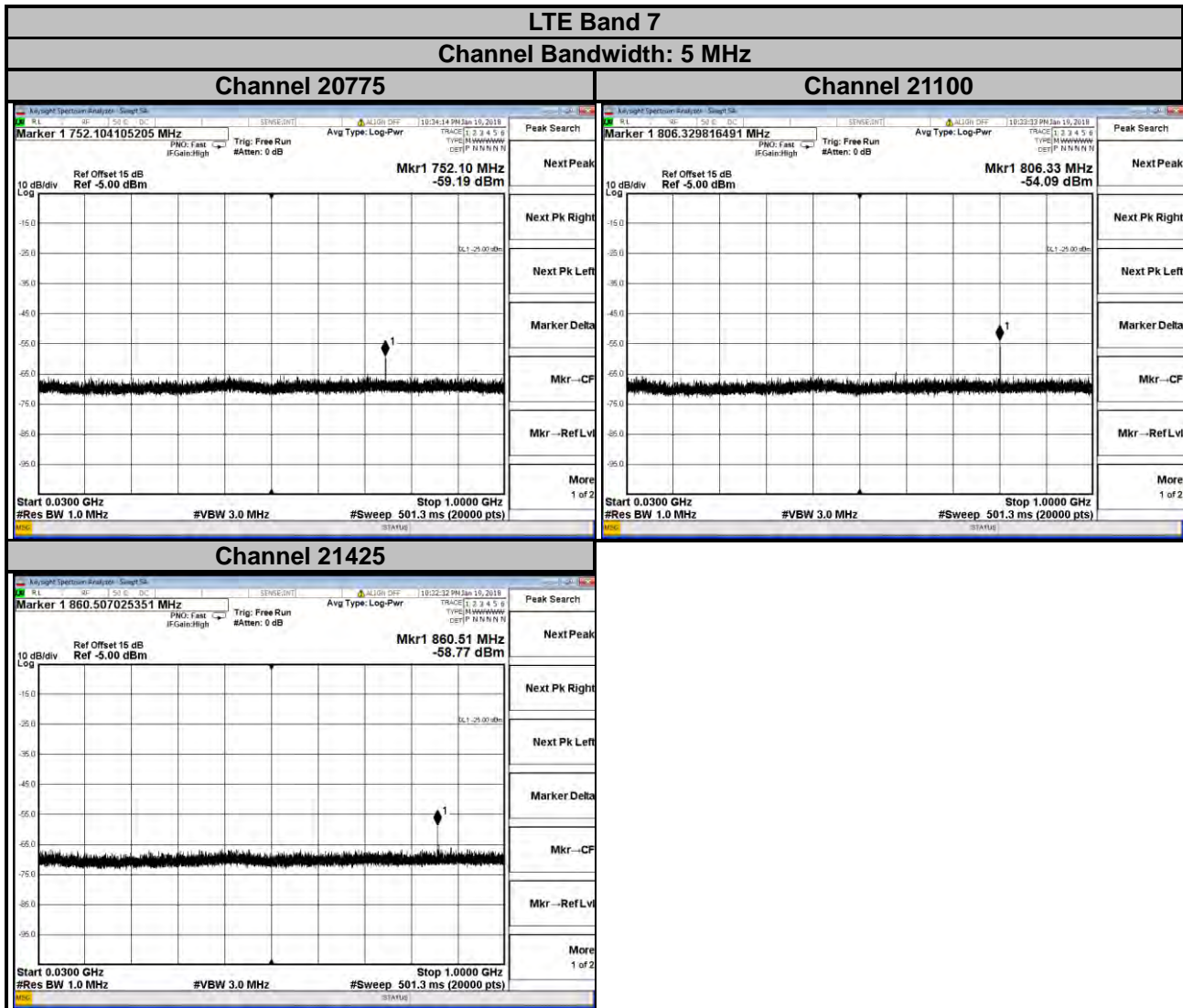
### 4.6.3 Test Procedure

- The EUT makes a phone call to the communication simulator. All measurements were done at low, middle and high operational frequency range.
- Measuring frequency range is from 30 MHz to 26 GHz for LTE Band 7 and from 30 MHz to 27 GHz for LTE Band 41. 10 dB attenuation pad is connected with spectrum. RBW = 100 kHz and VBW = 300 kHz are used for conducted emission measurement.

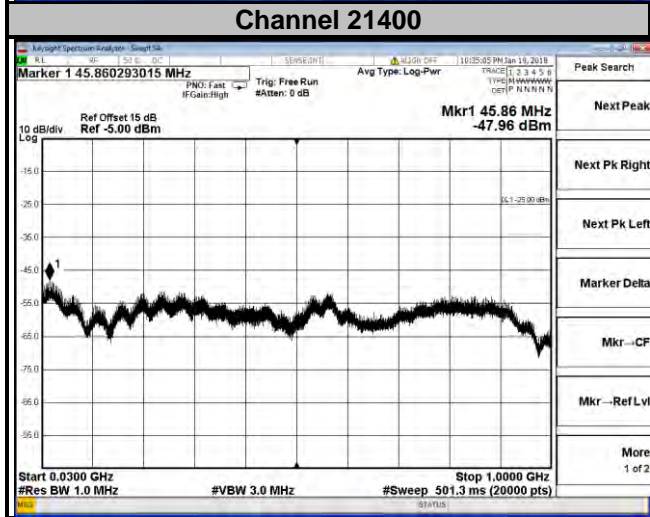
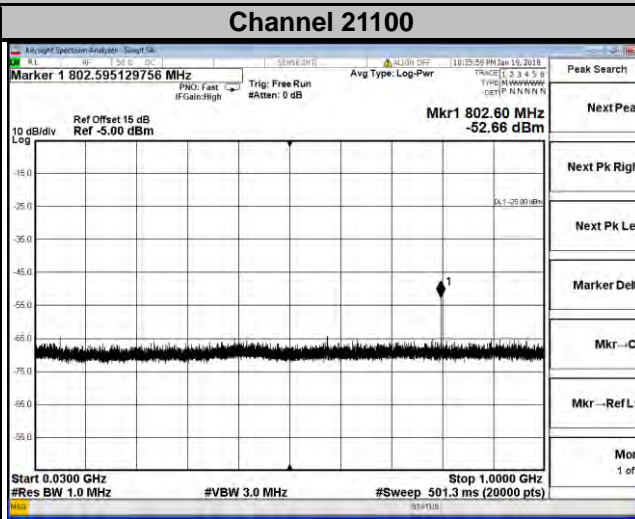
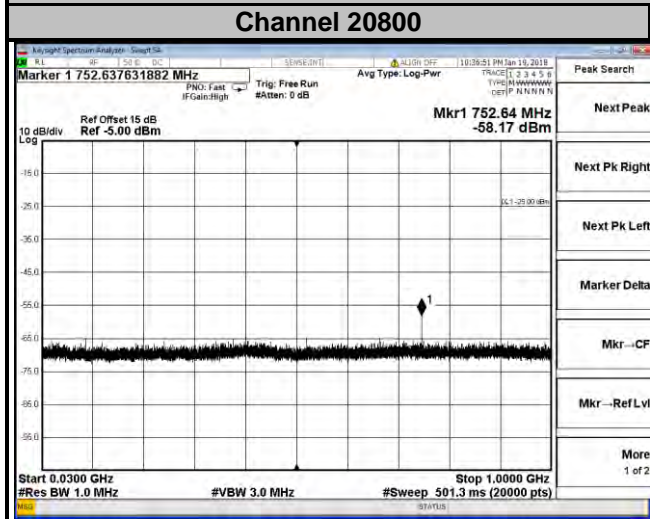
## 4.6.4 Test Results

### LTE Band 7

### 30MHz ~ 1GHz



**LTE Band 7**  
**Channel Bandwidth: 10 MHz**



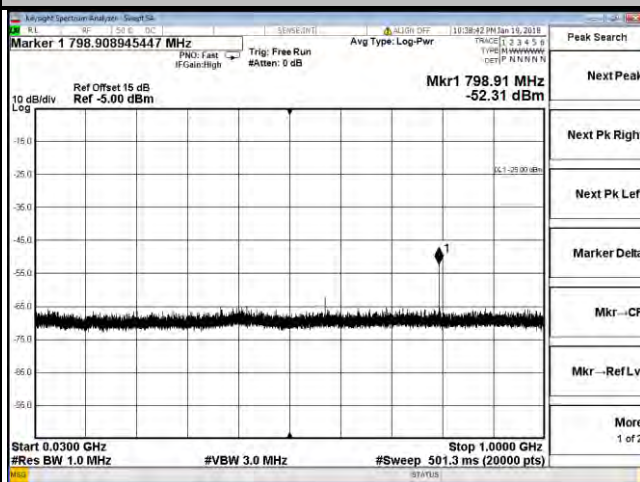
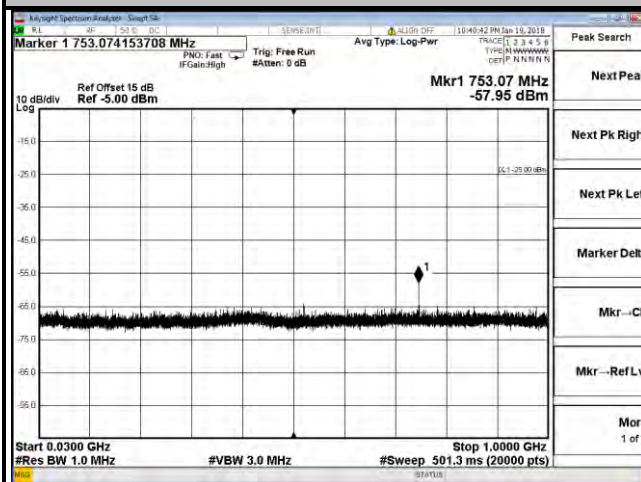


### LTE Band 7

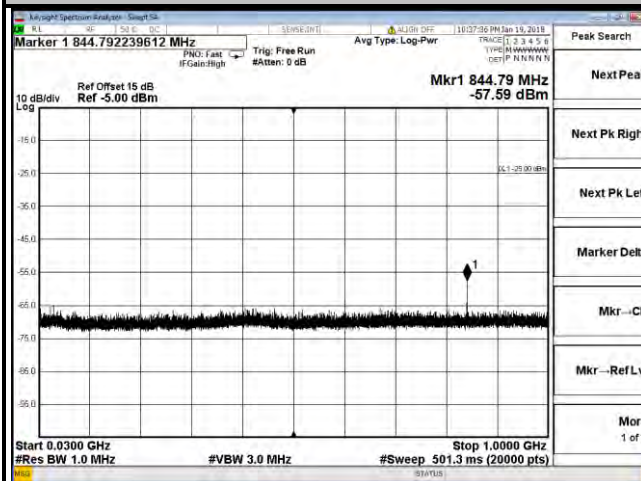
**Channel Bandwidth: 15 MHz**

#### Channel 20825

#### Channel 21100



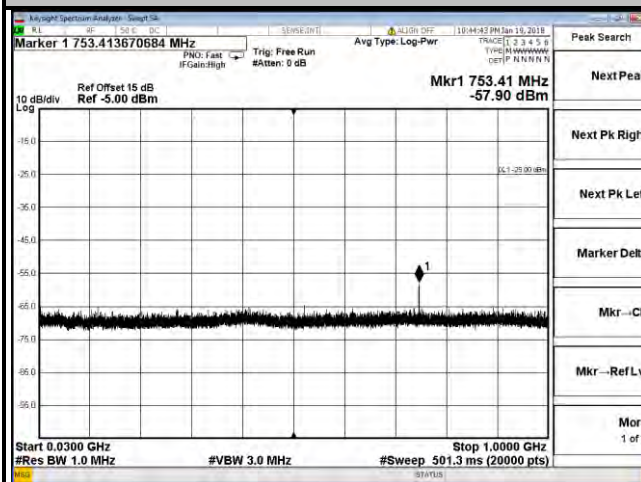
#### Channel 21375



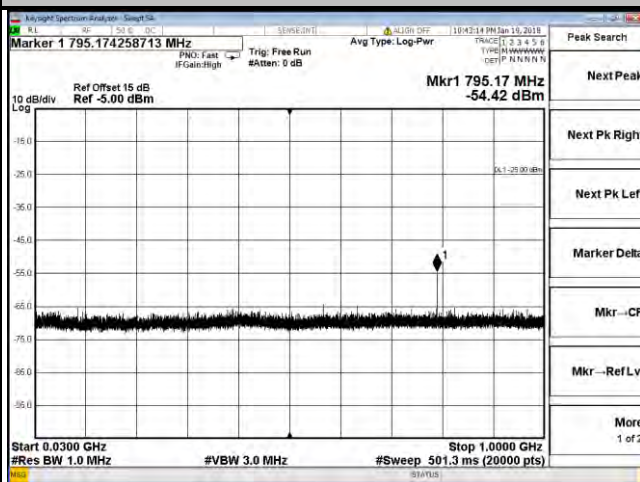
### LTE Band 7

**Channel Bandwidth: 20 MHz**

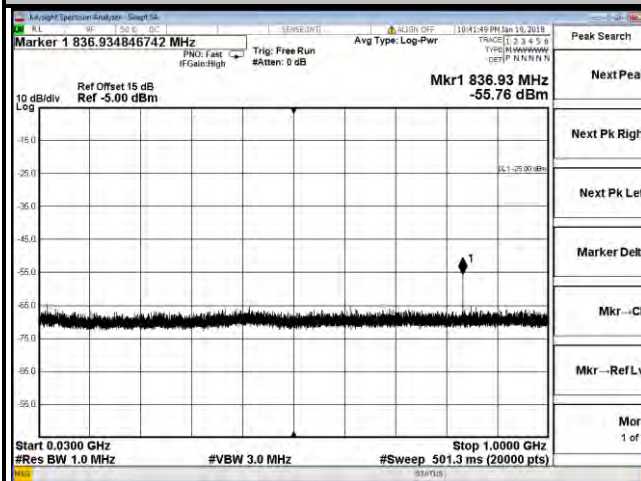
#### Channel 20850



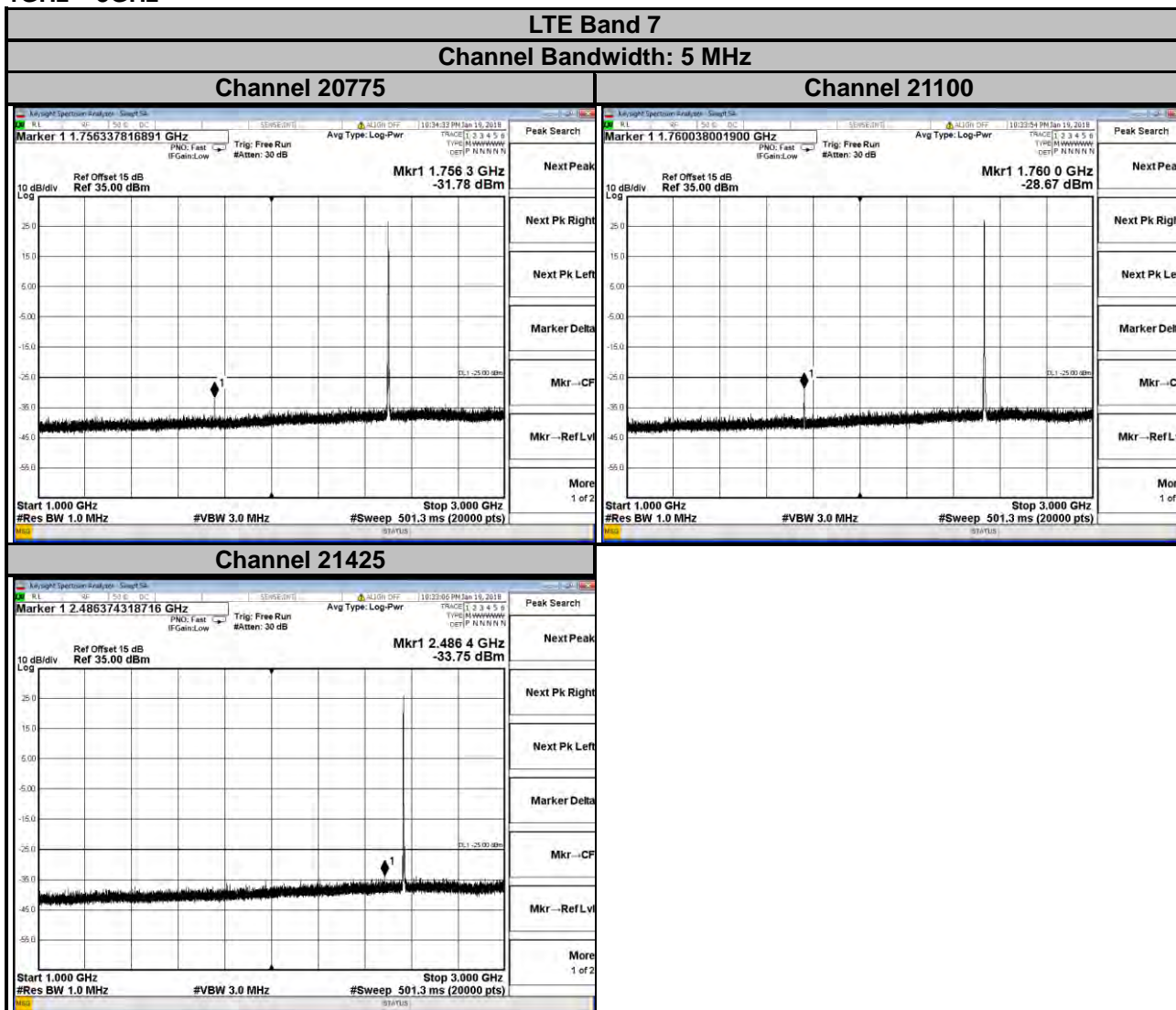
#### Channel 21100



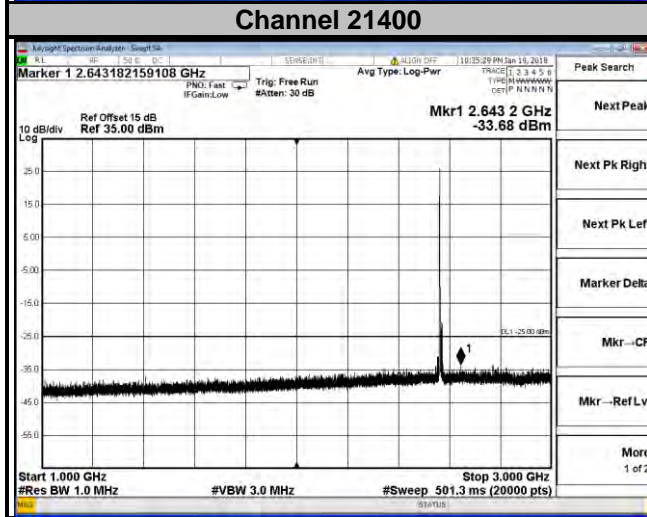
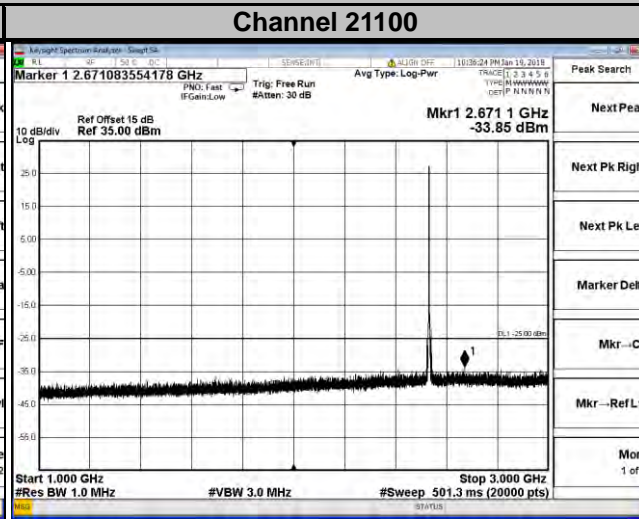
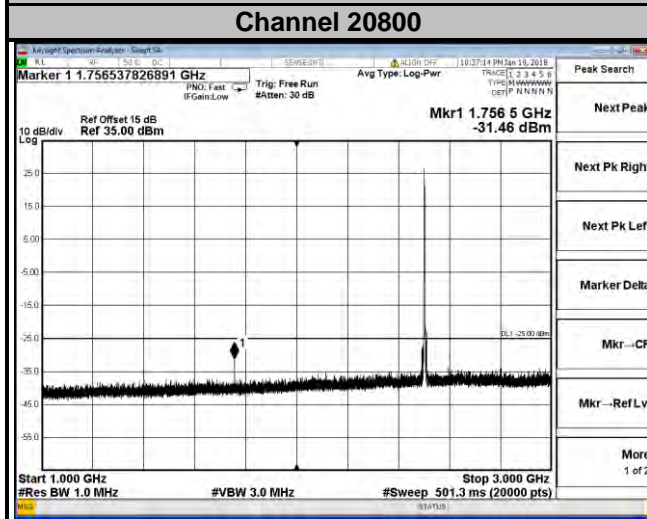
#### Channel 21350



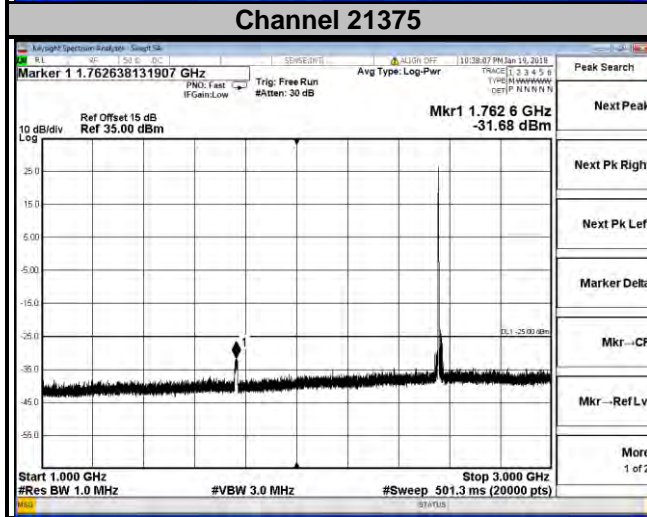
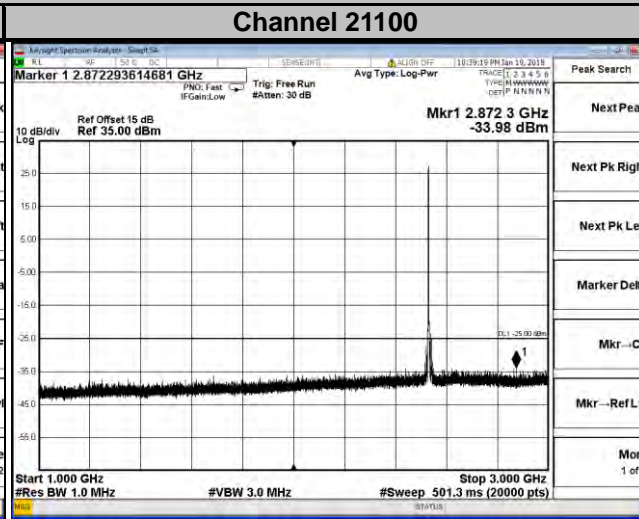
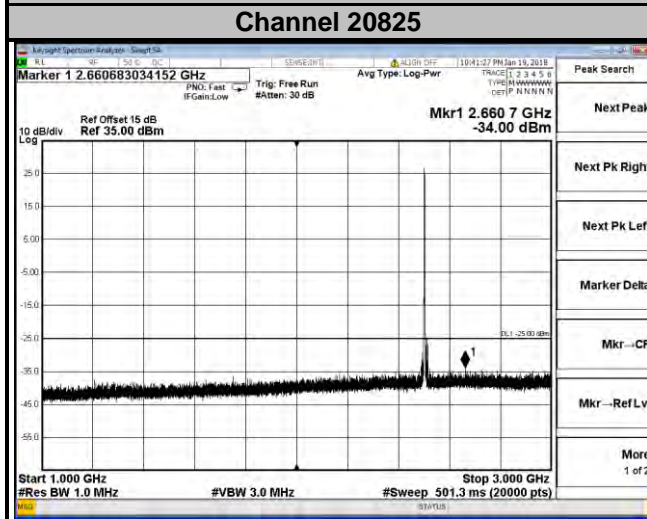
1GHz ~ 3GHz



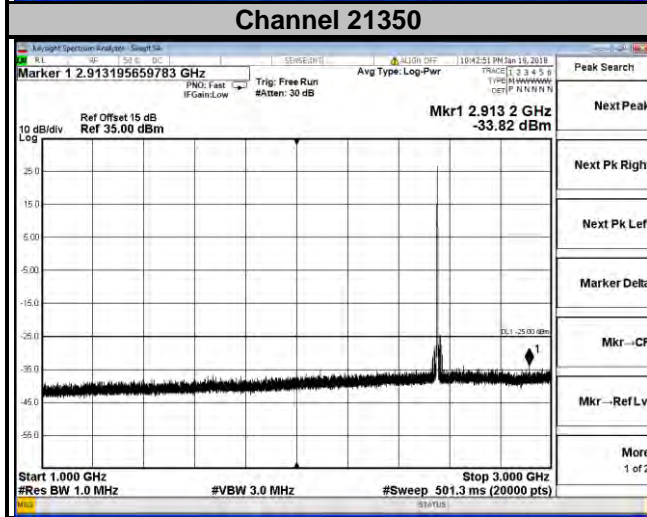
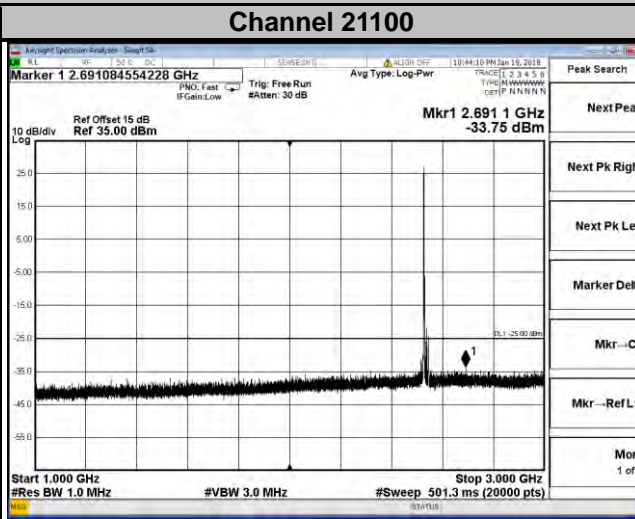
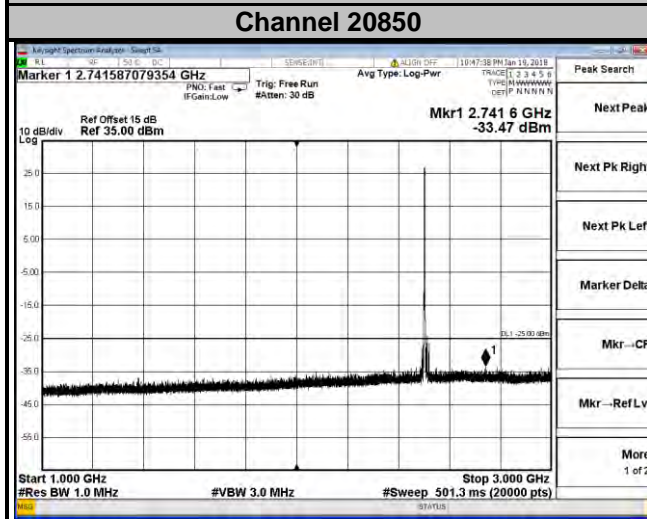
**LTE Band 7**  
**Channel Bandwidth: 10 MHz**



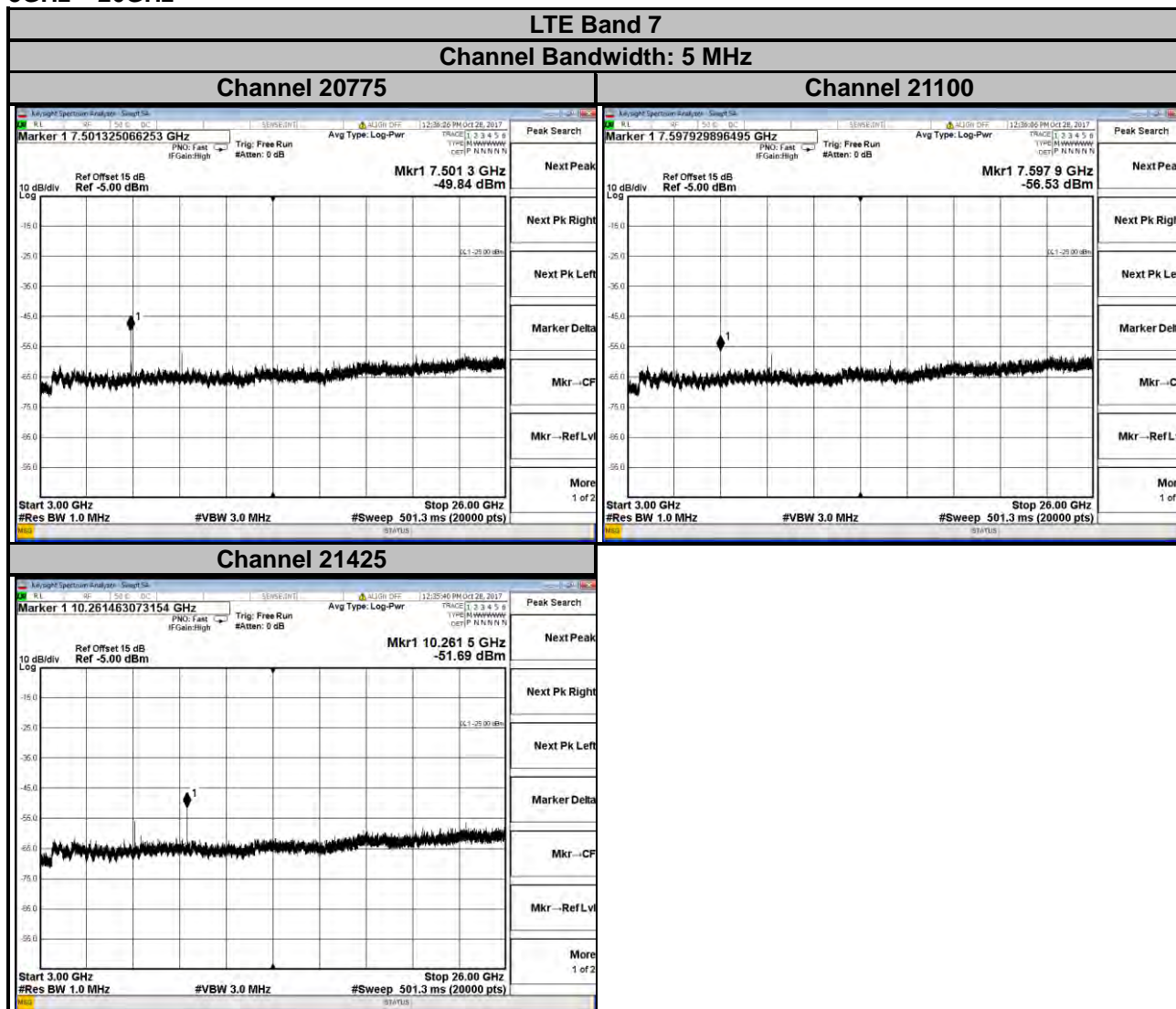
**LTE Band 7**  
**Channel Bandwidth: 15 MHz**



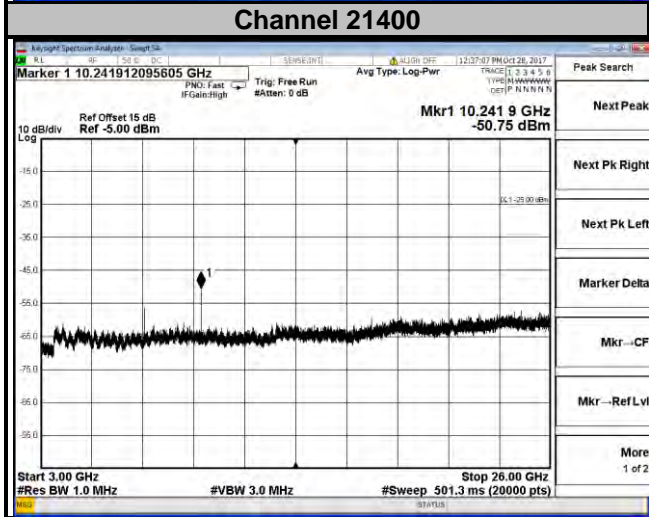
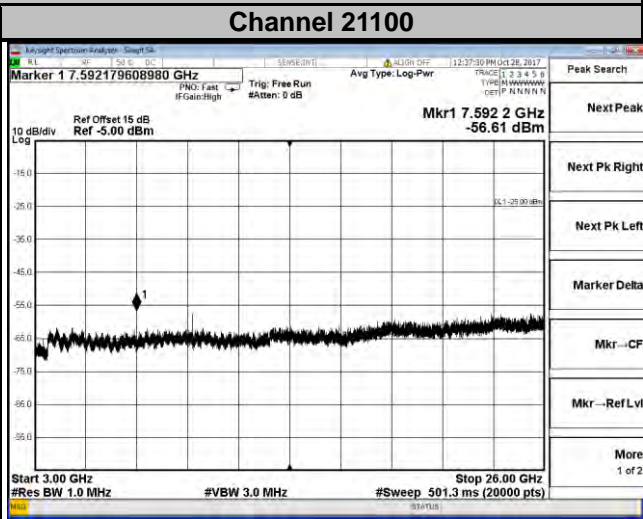
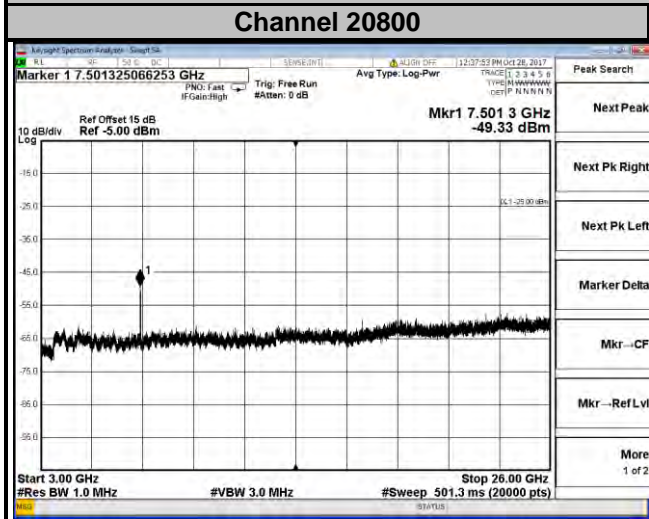
**LTE Band 7**  
**Channel Bandwidth: 20 MHz**



3GHz ~ 26GHz

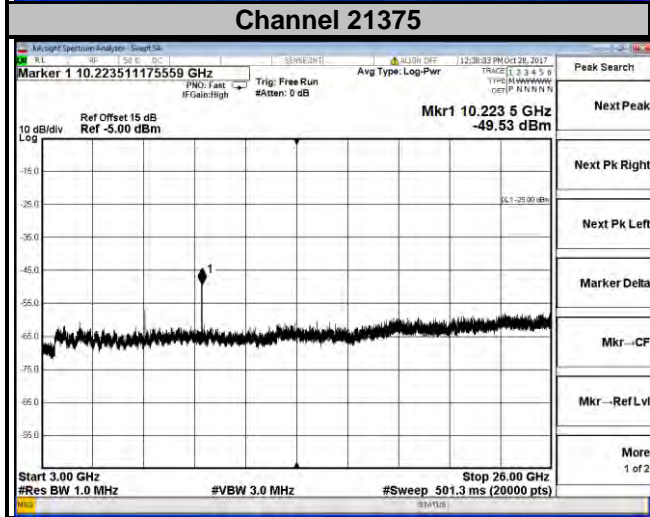
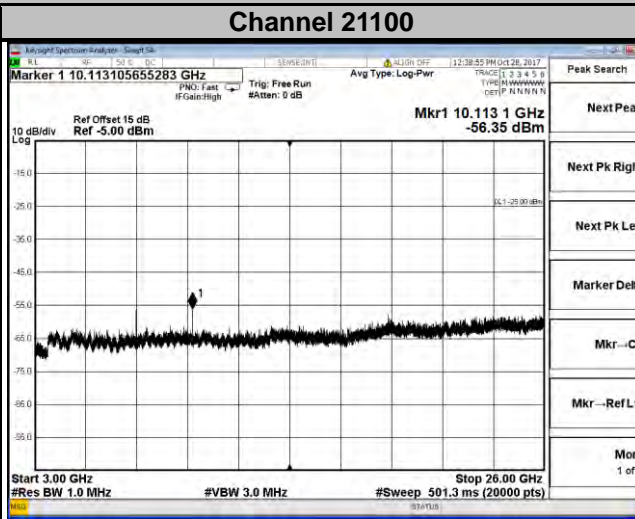
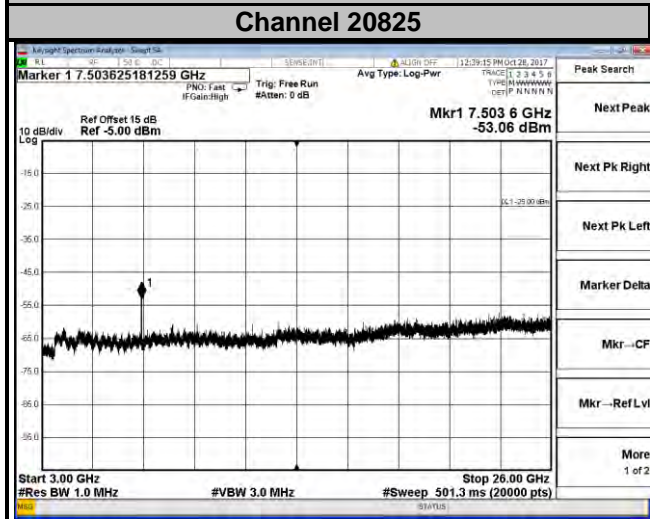


**LTE Band 7**  
**Channel Bandwidth: 10 MHz**

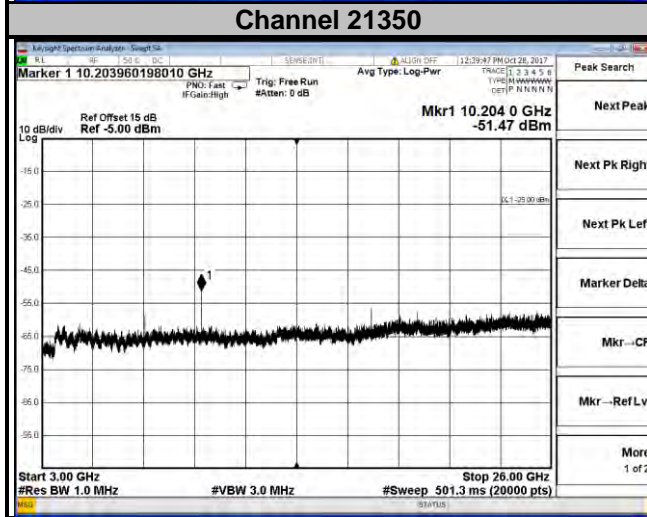
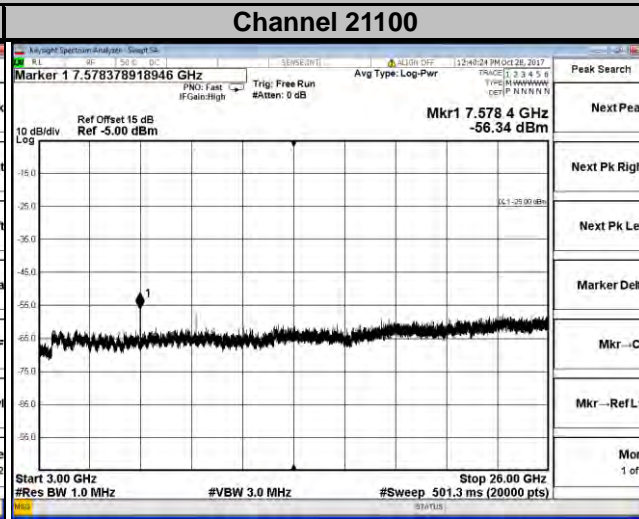
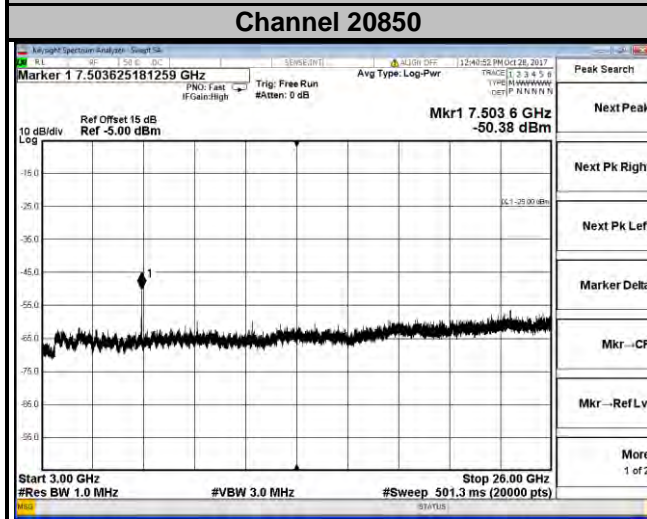




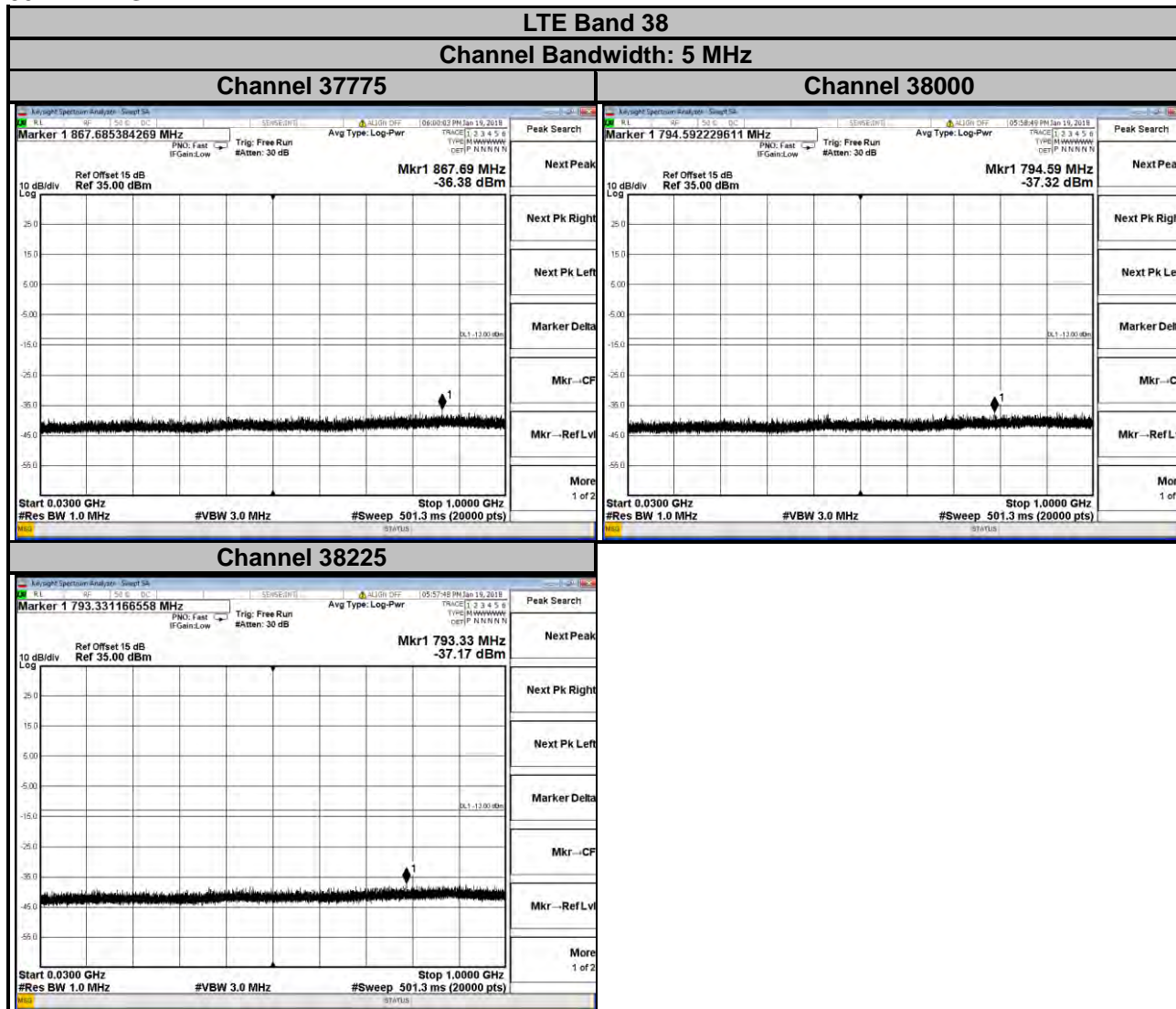
**LTE Band 7**  
**Channel Bandwidth: 15 MHz**



**LTE Band 7**  
**Channel Bandwidth: 20 MHz**



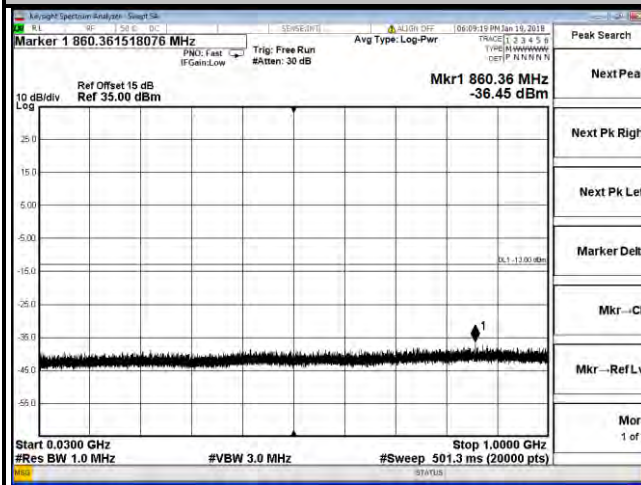
**LTE Band 38**  
30MHz ~ 1GHz



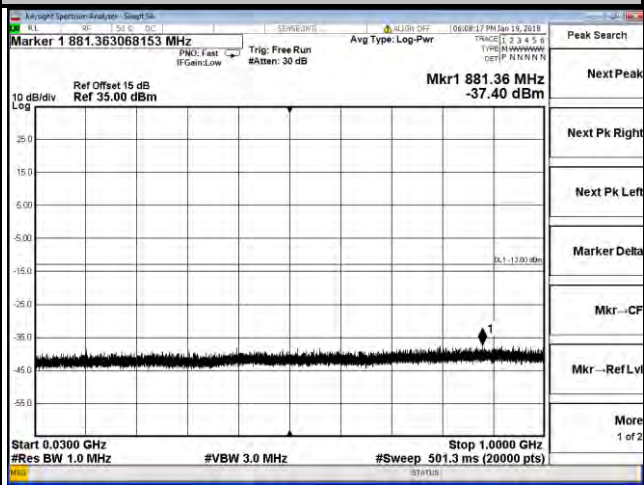
LTE Band 38

Channel Bandwidth: 10 MHz

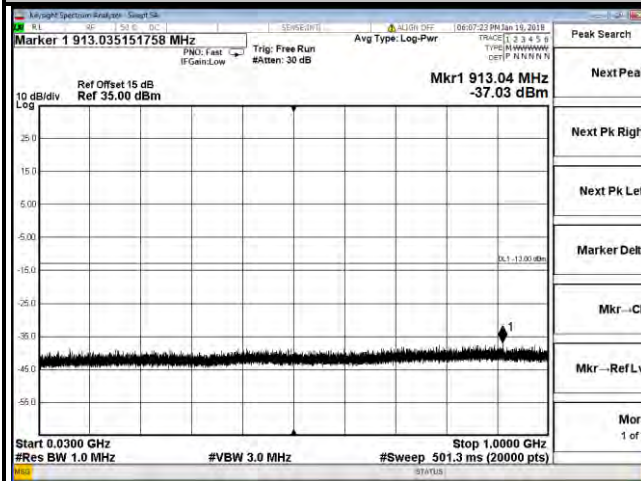
Channel 37800



Channel 38000

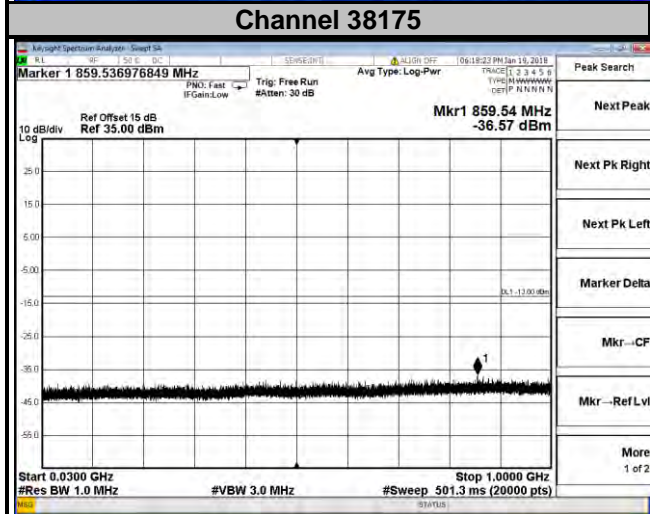
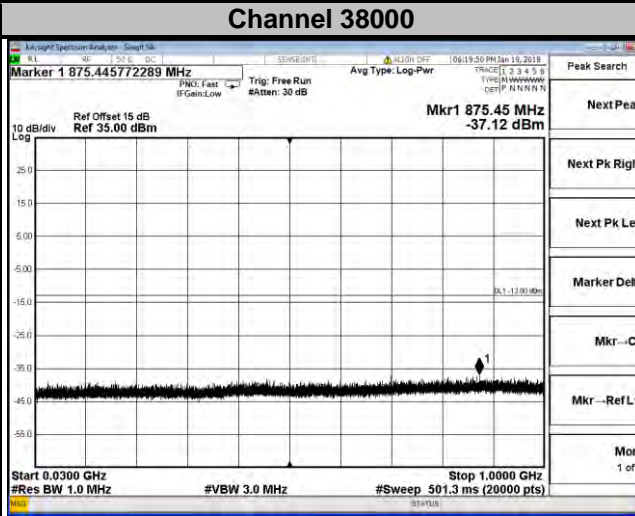
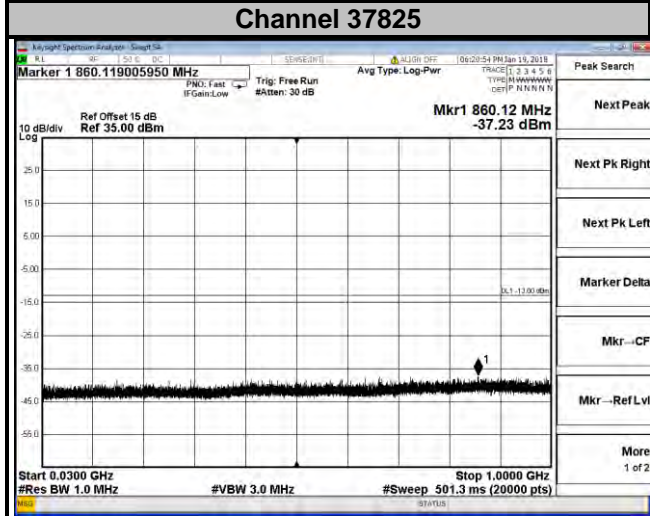


Channel 38200



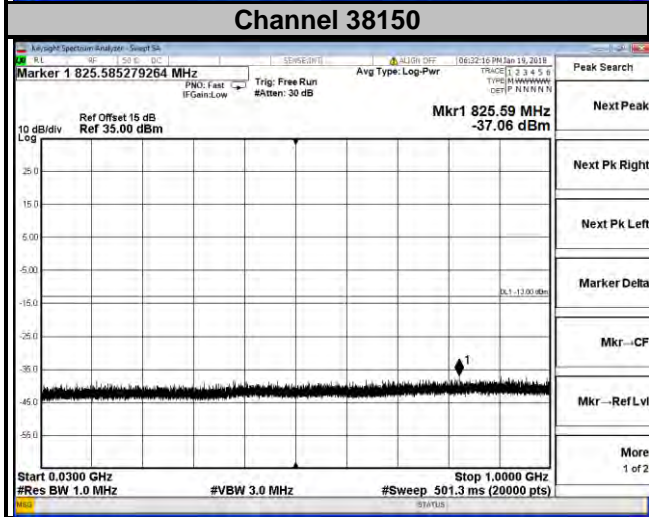
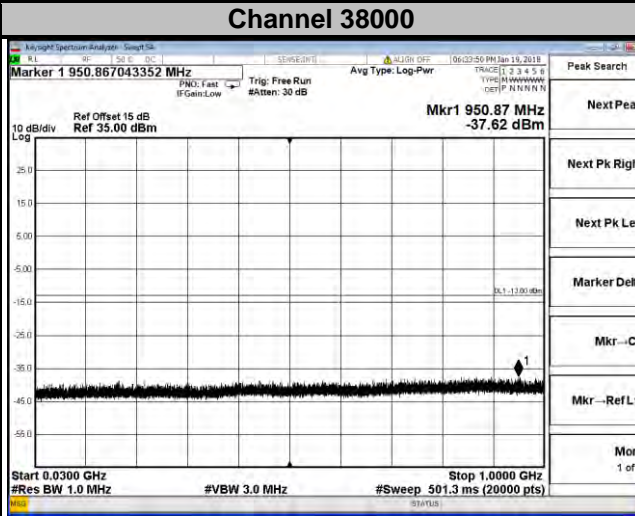
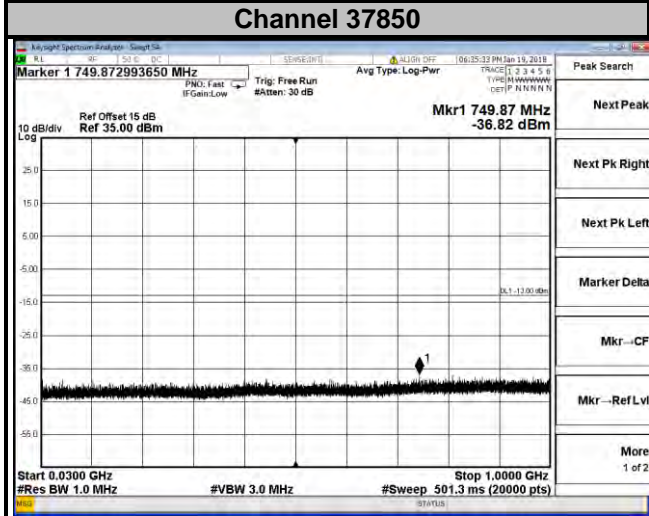
**LTE Band 38**

**Channel Bandwidth: 15 MHz**

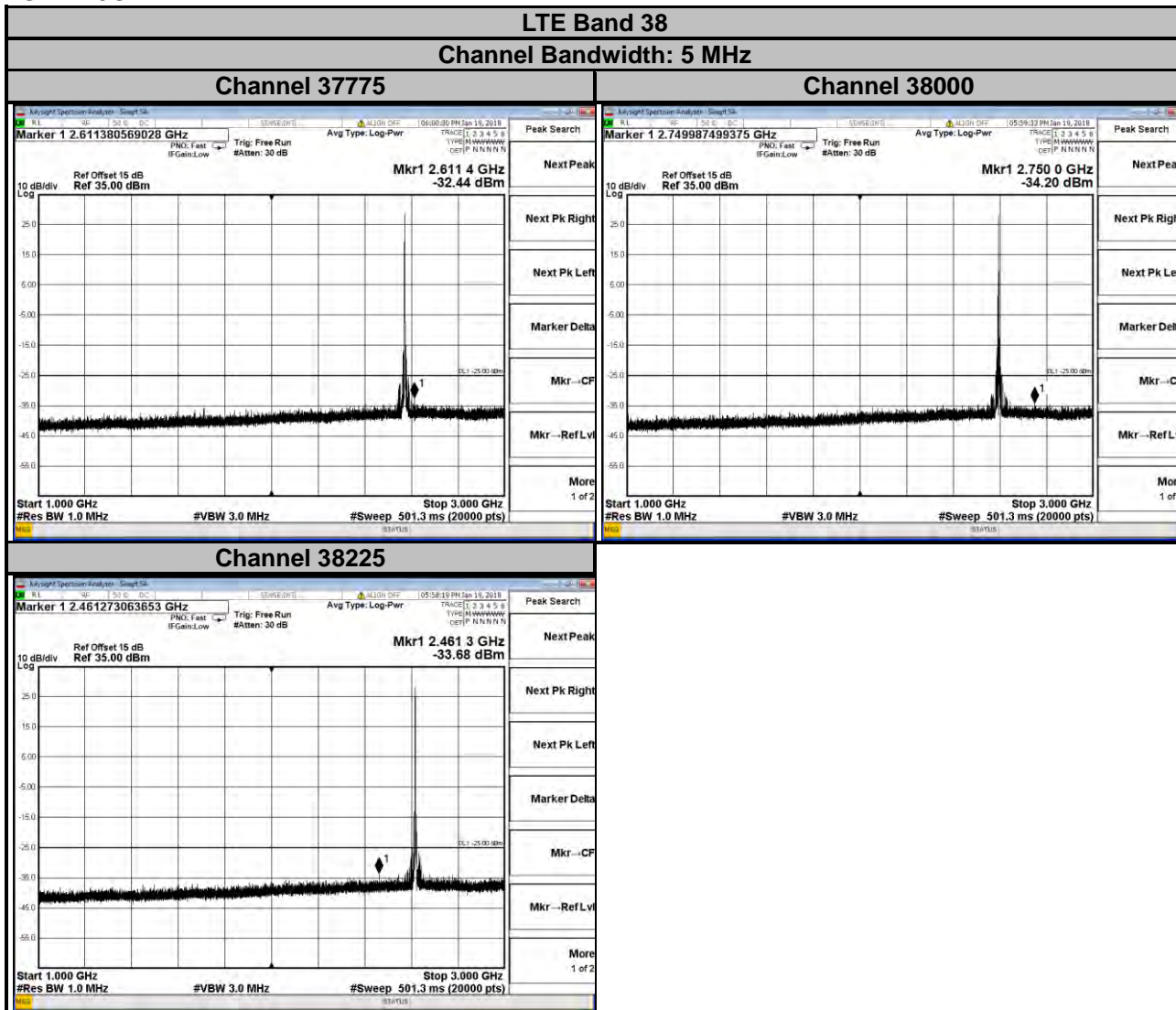


**LTE Band 38**

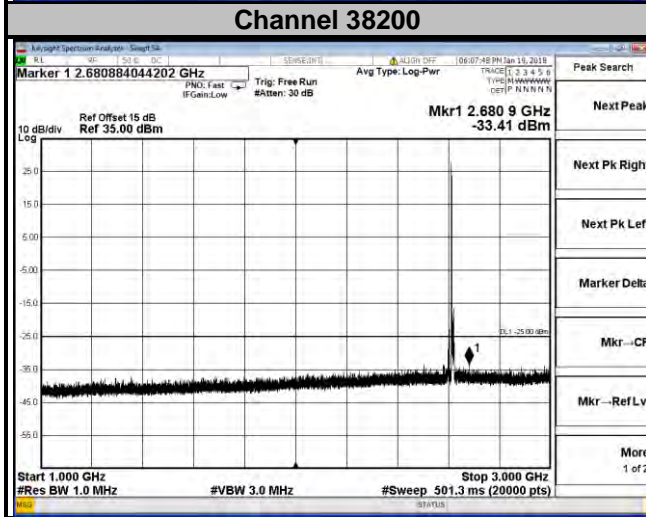
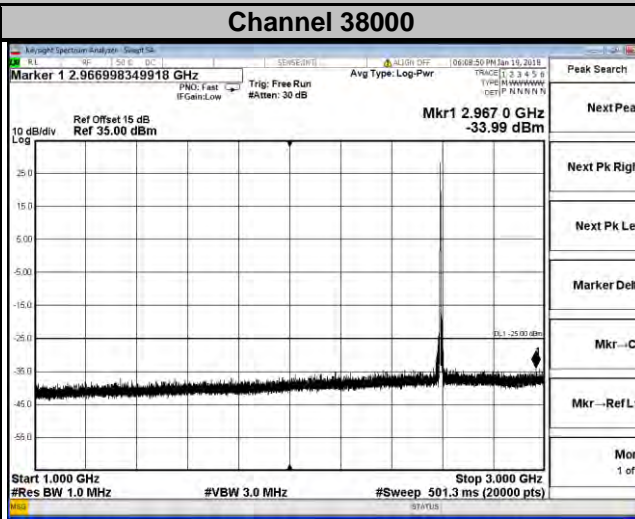
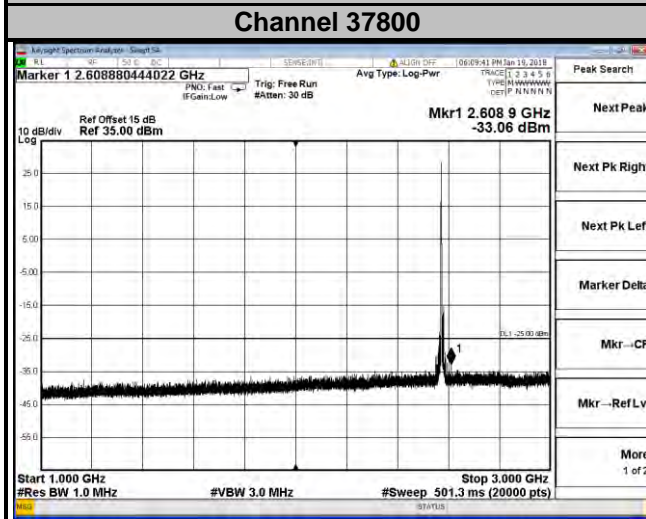
**Channel Bandwidth: 20 MHz**



1GHz ~ 3GHz



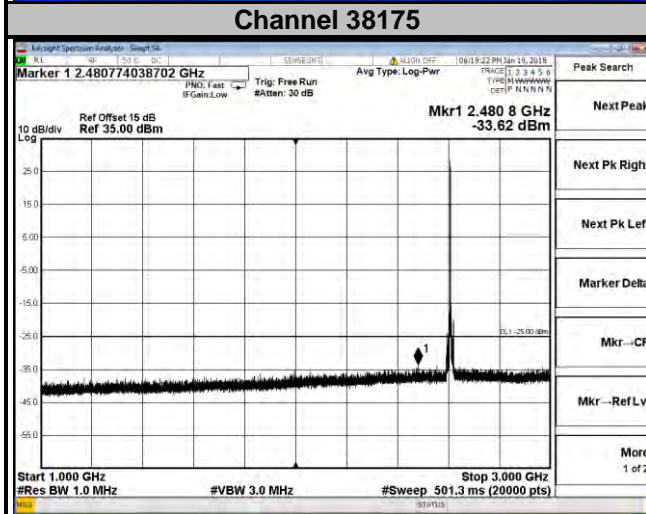
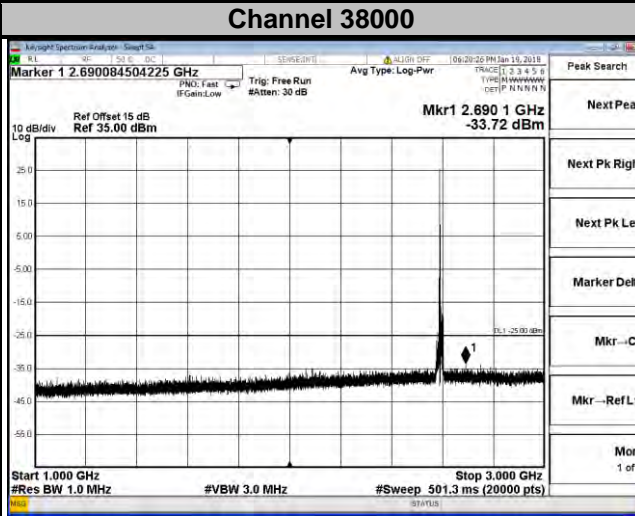
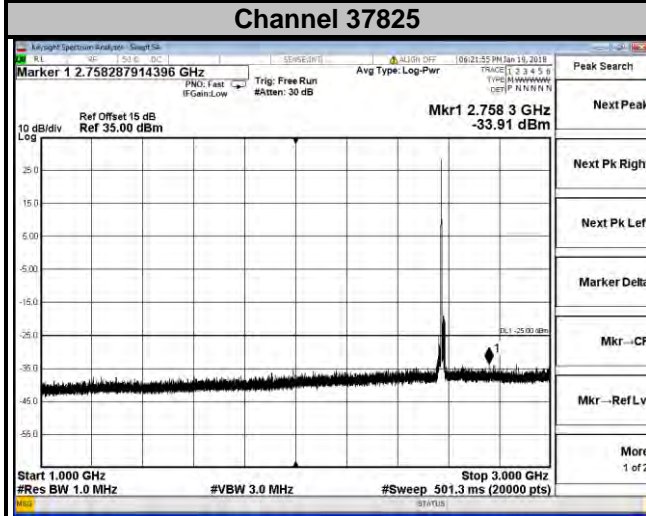
**LTE Band 38**  
**Channel Bandwidth: 10 MHz**



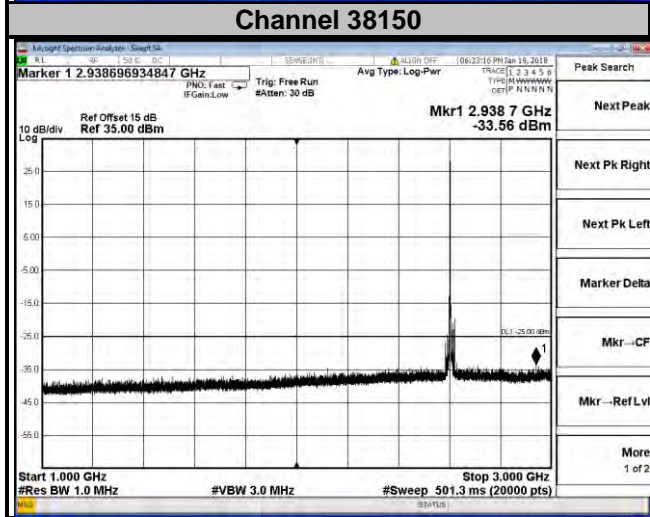
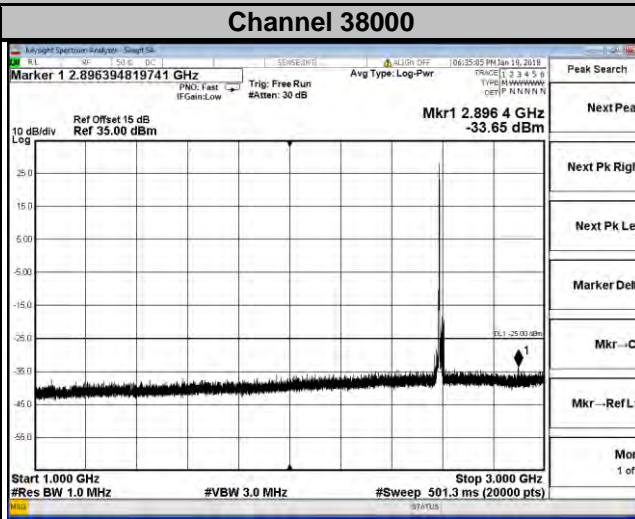
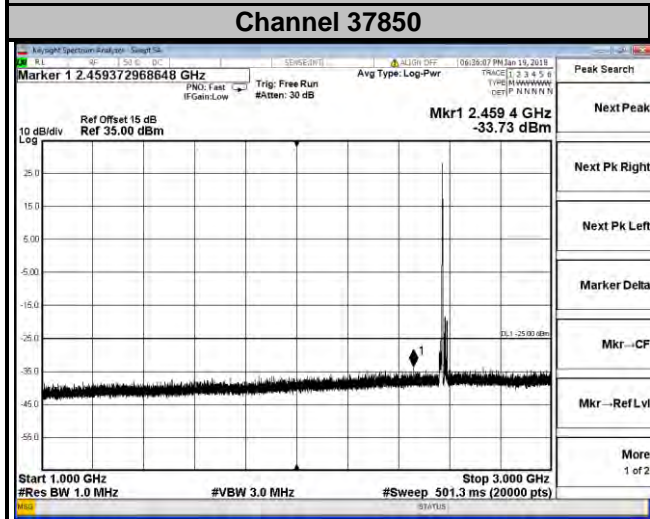


**LTE Band 38**

**Channel Bandwidth: 15 MHz**



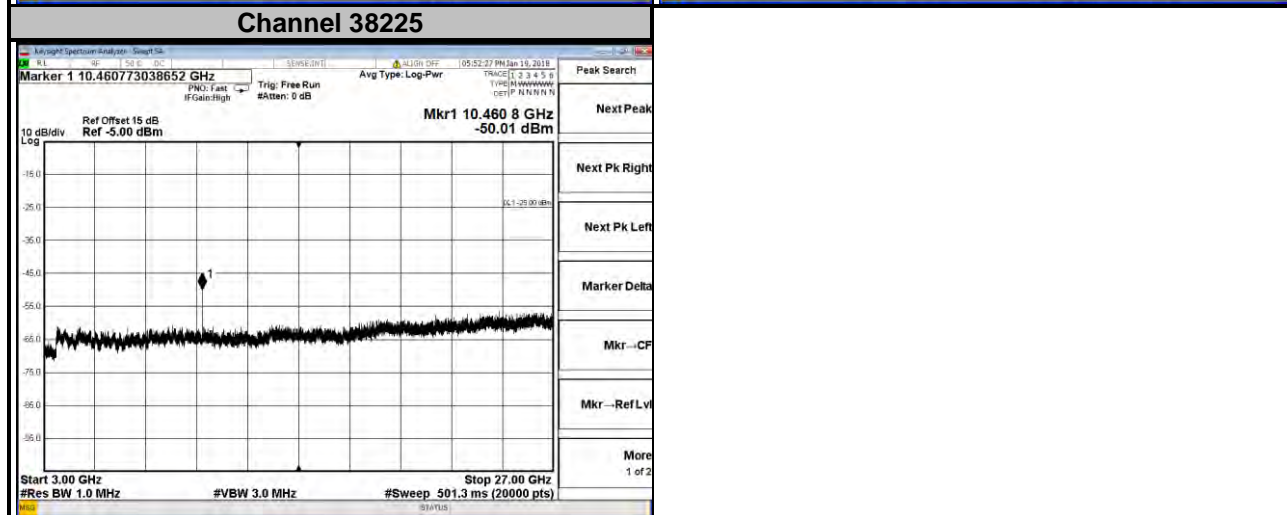
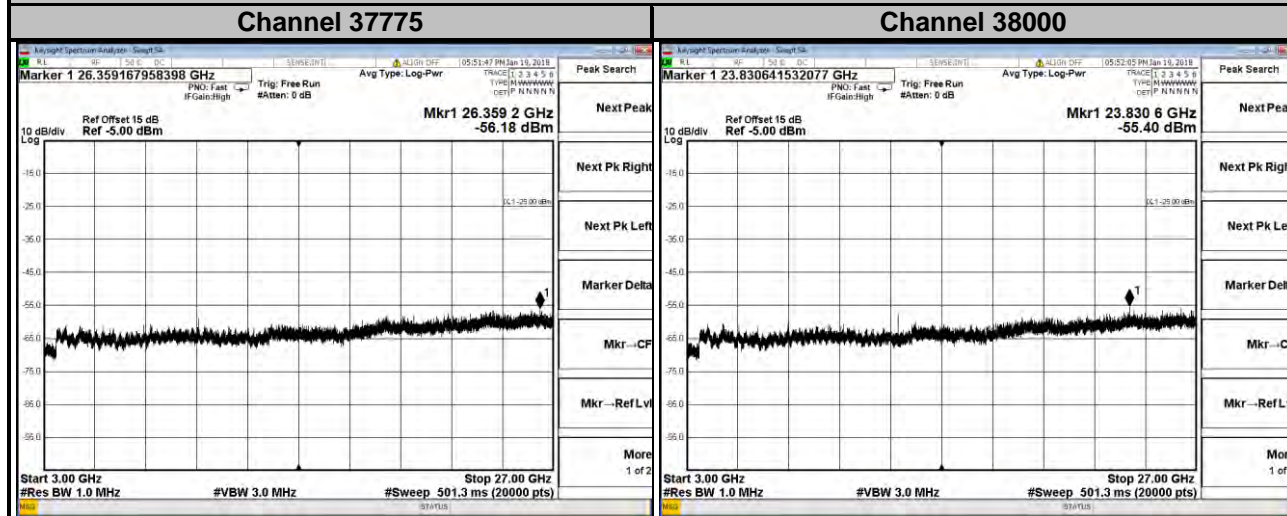
**LTE Band 38**  
**Channel Bandwidth: 20 MHz**



3GHz ~ 27GHz

**LTE Band 38**

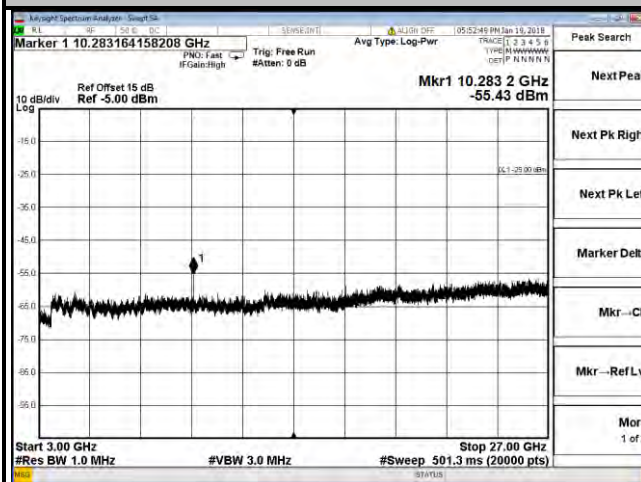
**Channel Bandwidth: 5 MHz**



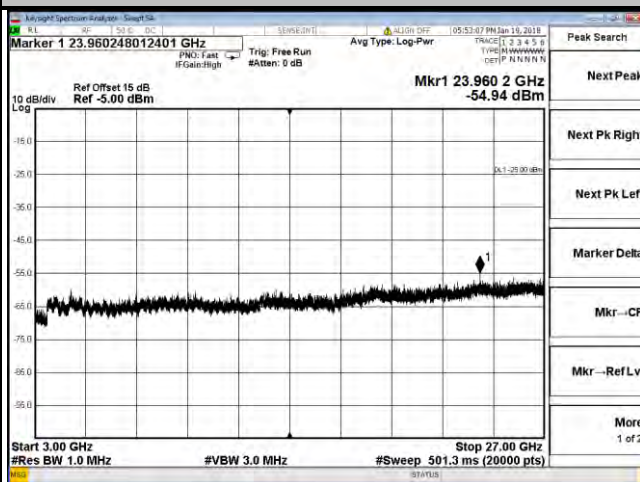
### LTE Band 38

Channel Bandwidth: 10 MHz

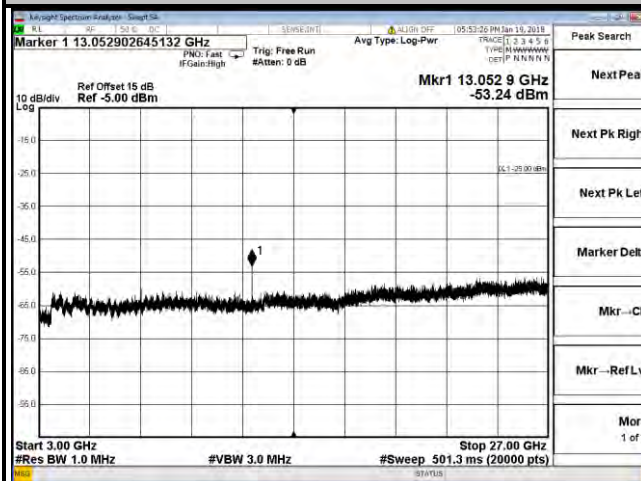
#### Channel 37800



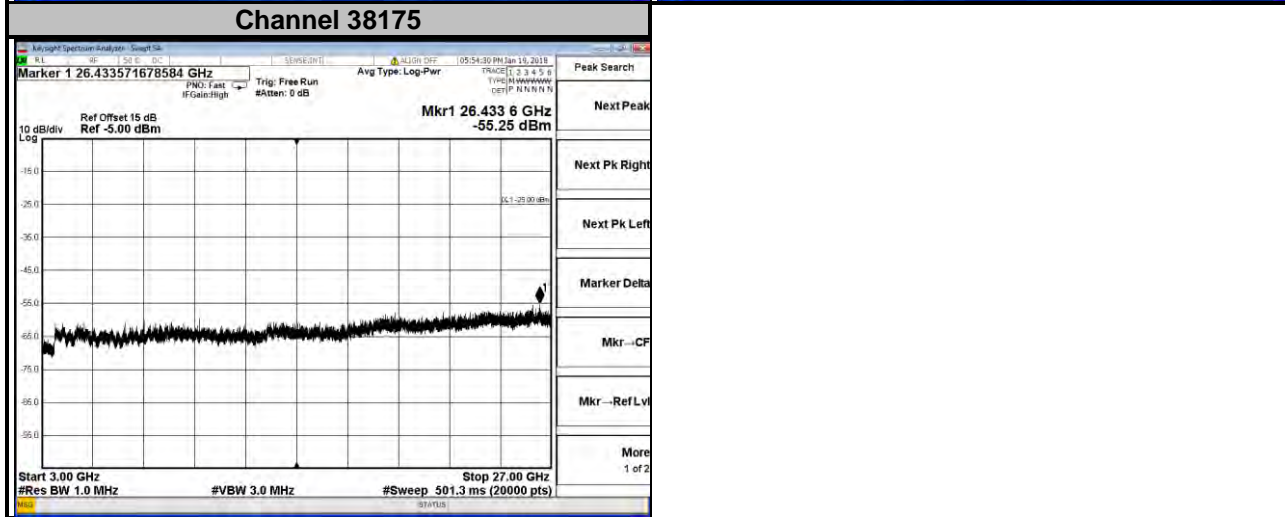
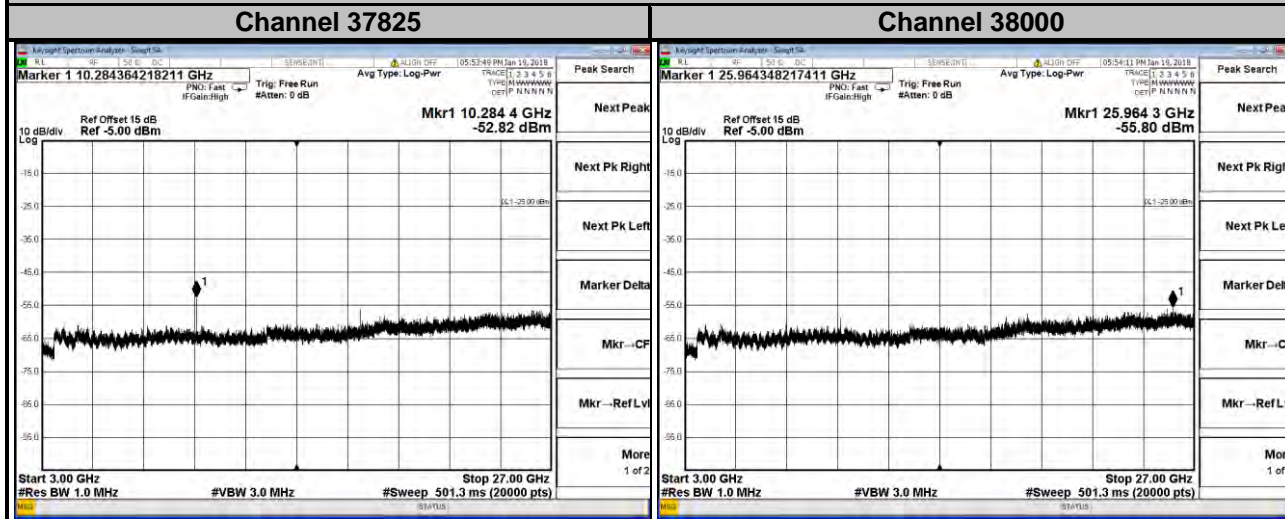
#### Channel 38000



#### Channel 38200



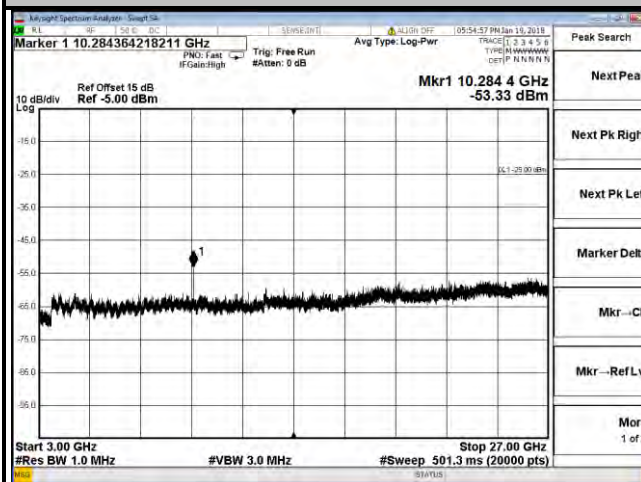
**LTE Band 38**  
**Channel Bandwidth: 15 MHz**



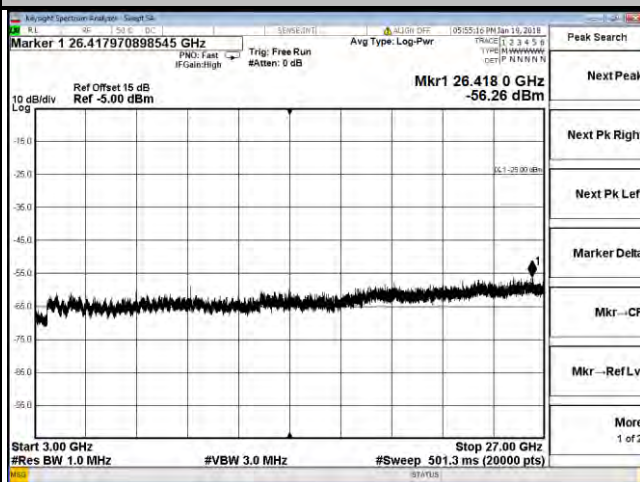
### LTE Band 38

Channel Bandwidth: 20 MHz

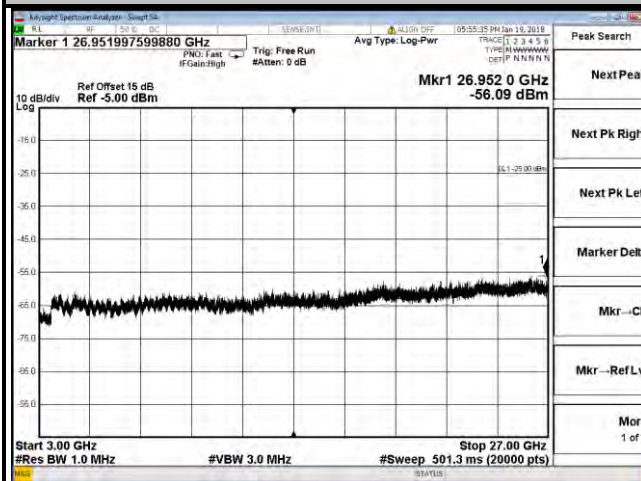
#### Channel 37850



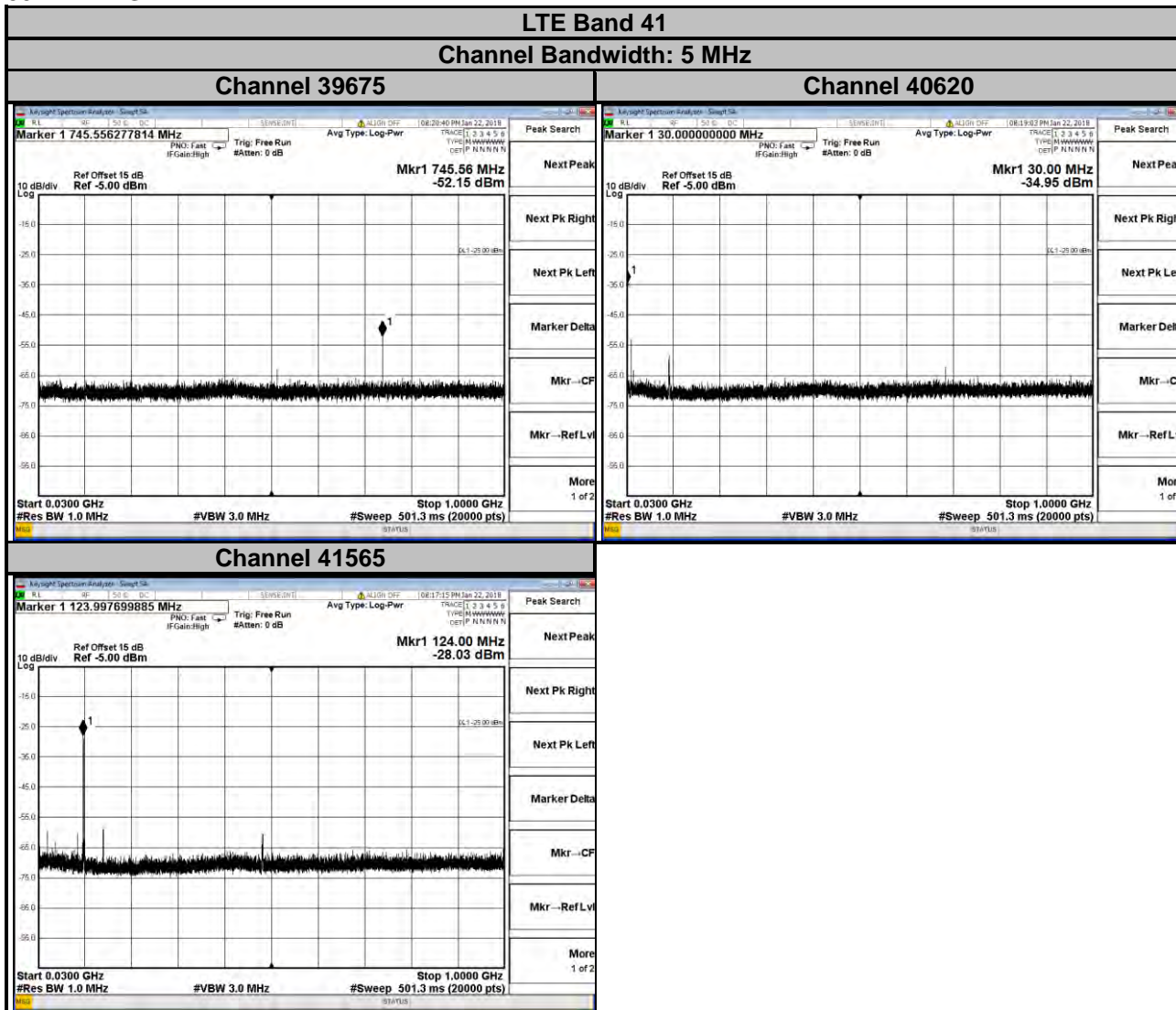
#### Channel 38000



#### Channel 38150



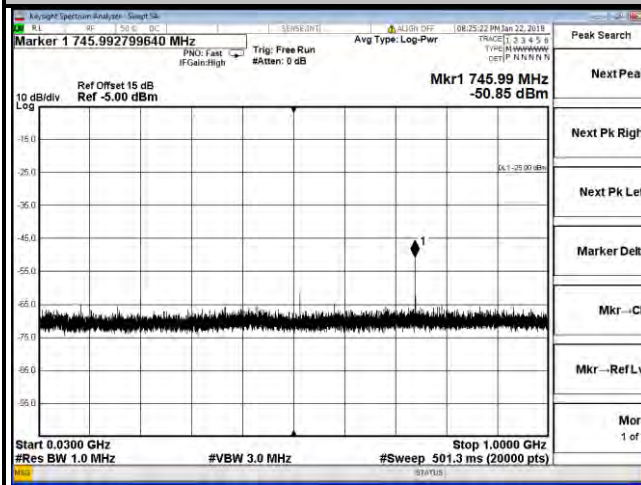
**LTE Band 41**  
**30MHz ~ 1GHz**



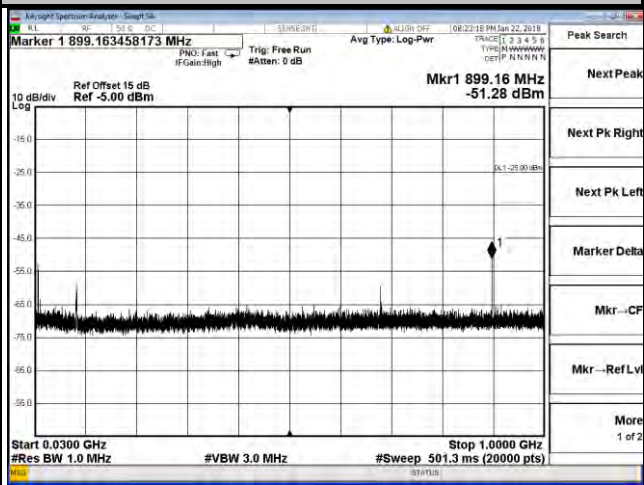
### LTE Band 41

Channel Bandwidth: 10 MHz

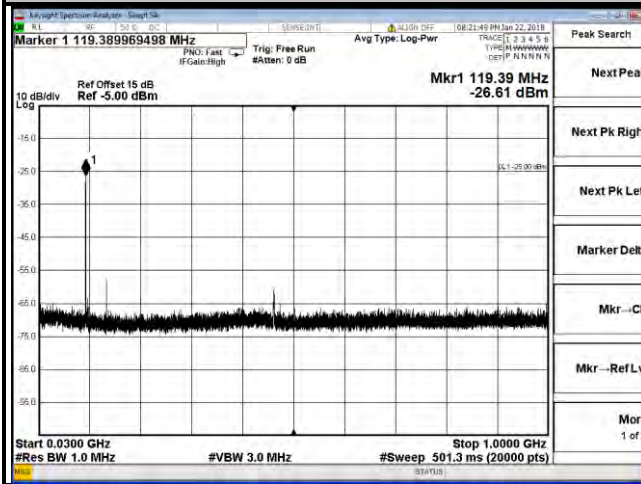
#### Channel 39700



#### Channel 40620



#### Channel 41540



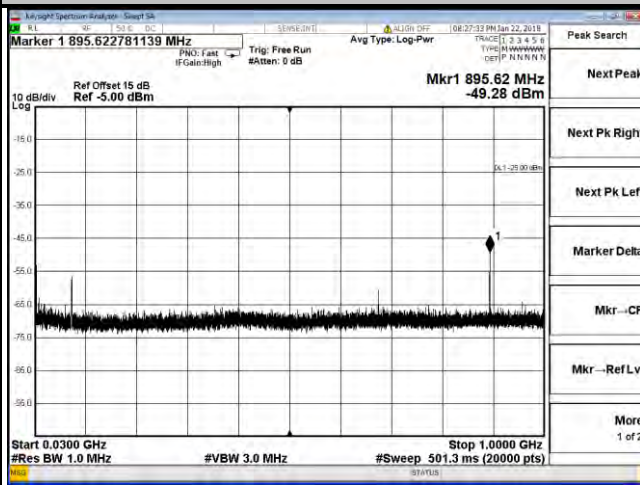
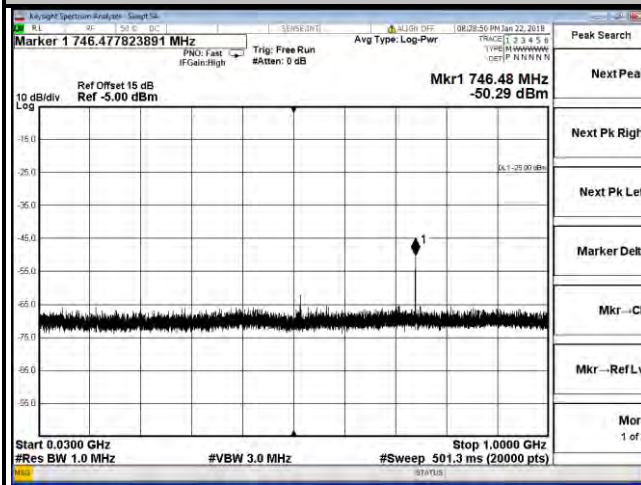


### LTE Band 41

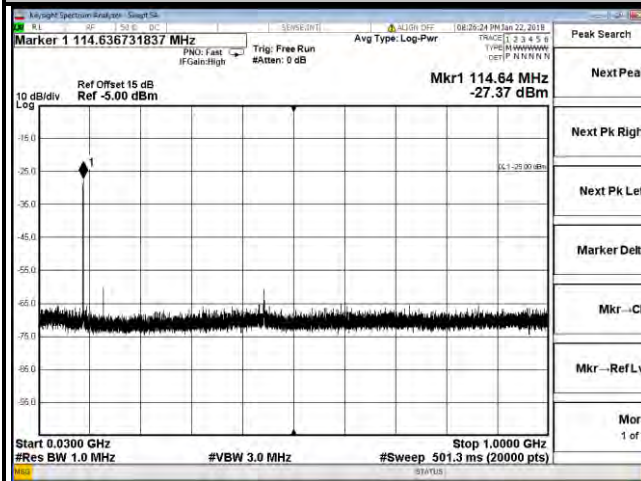
Channel Bandwidth: 15 MHz

#### Channel 39725

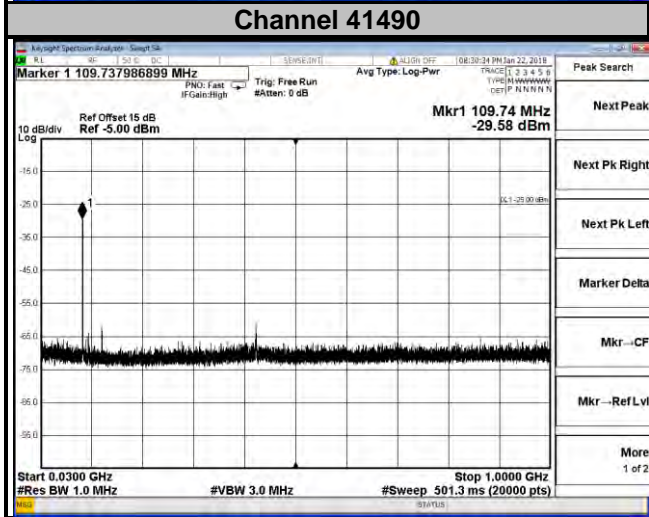
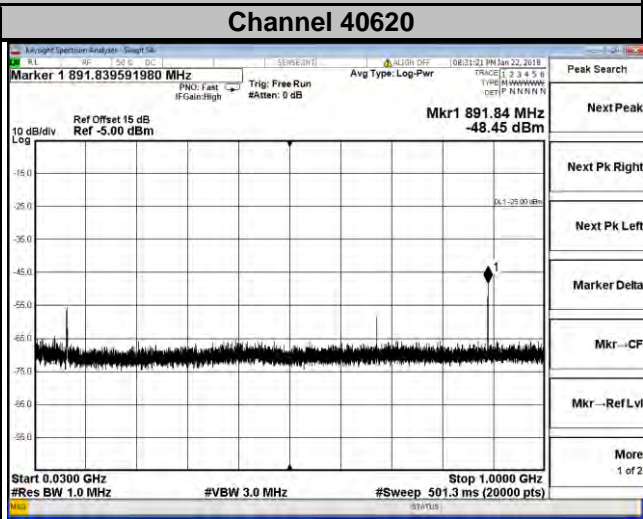
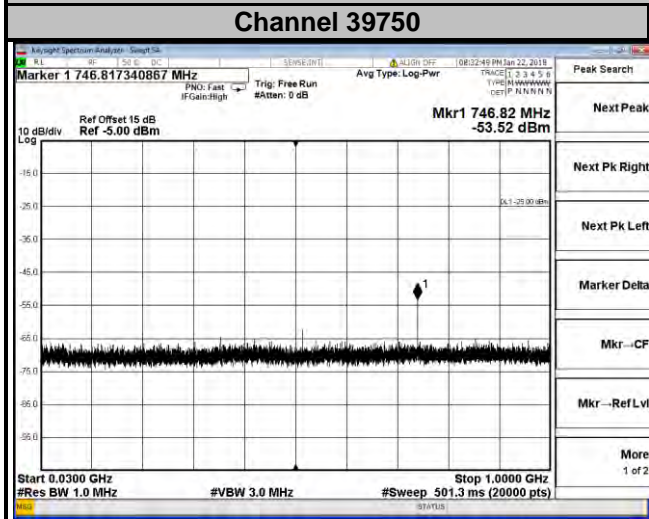
#### Channel 40620



#### Channel 41515



**LTE Band 41**  
**Channel Bandwidth: 20 MHz**



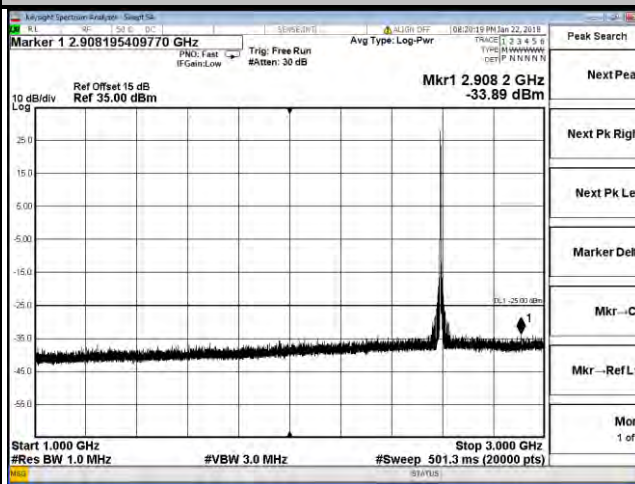
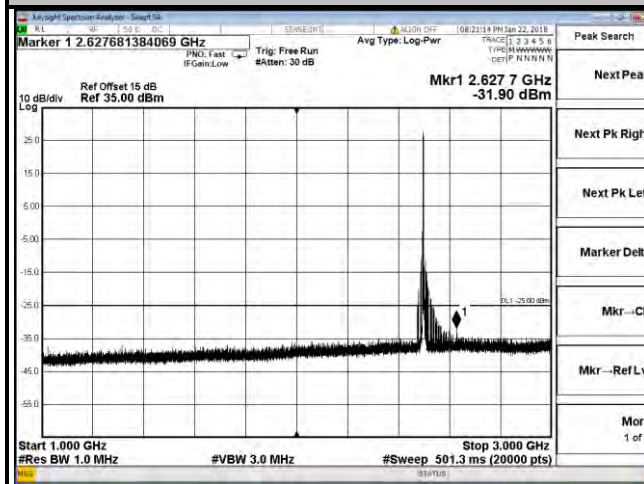
1GHz ~ 3GHz

**LTE Band 41**

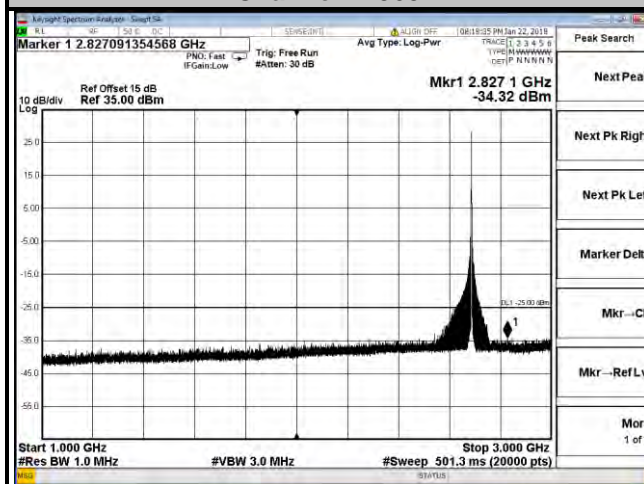
**Channel Bandwidth: 5 MHz**

**Channel 39675**

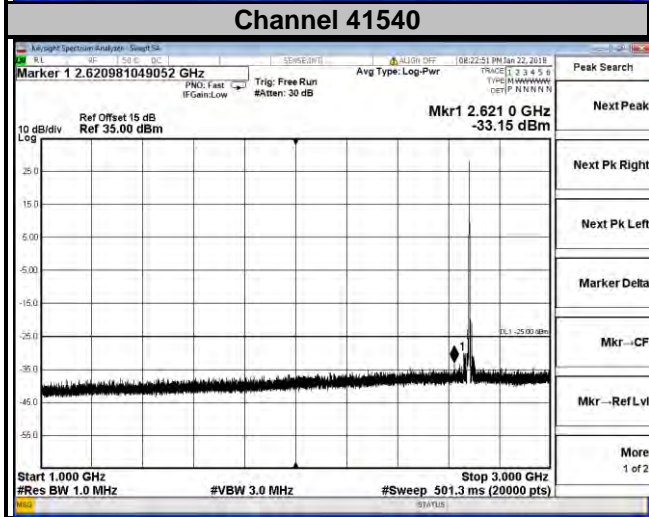
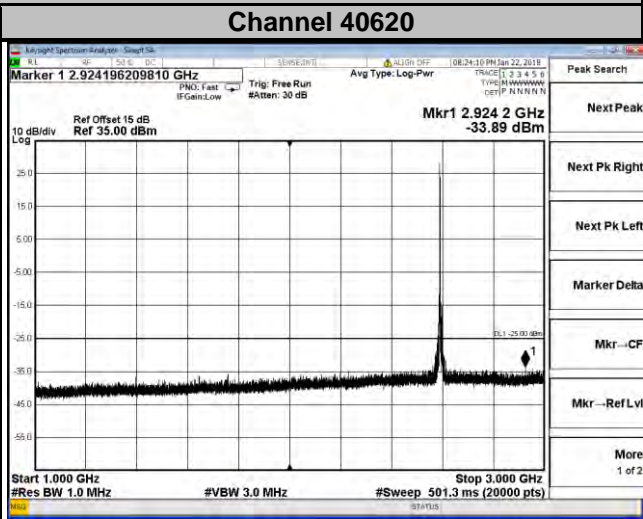
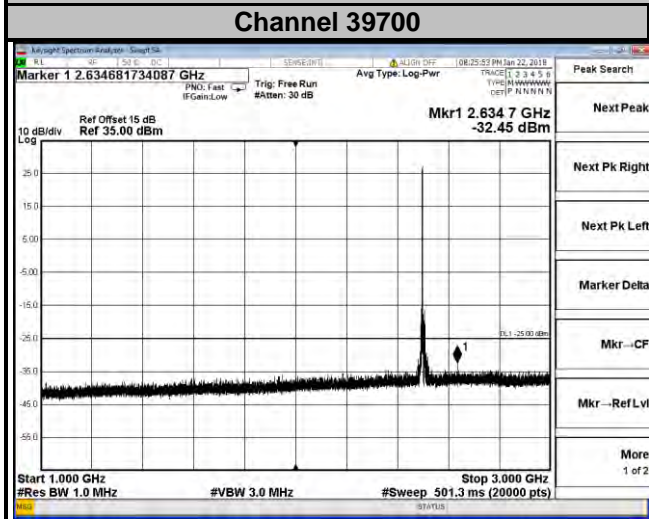
**Channel 40620**



**Channel 41565**



**LTE Band 41**  
**Channel Bandwidth: 10 MHz**

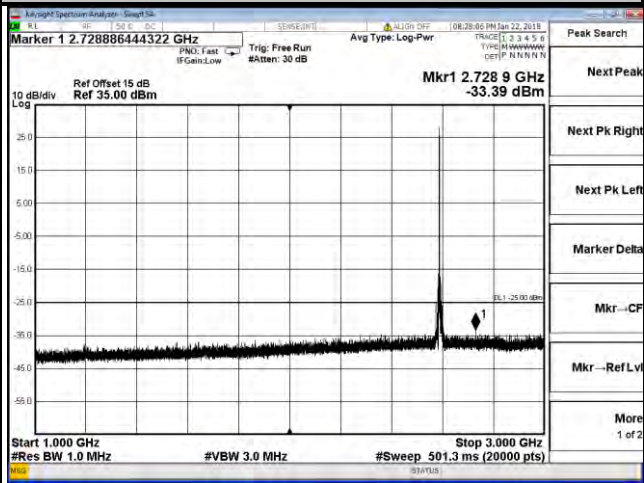
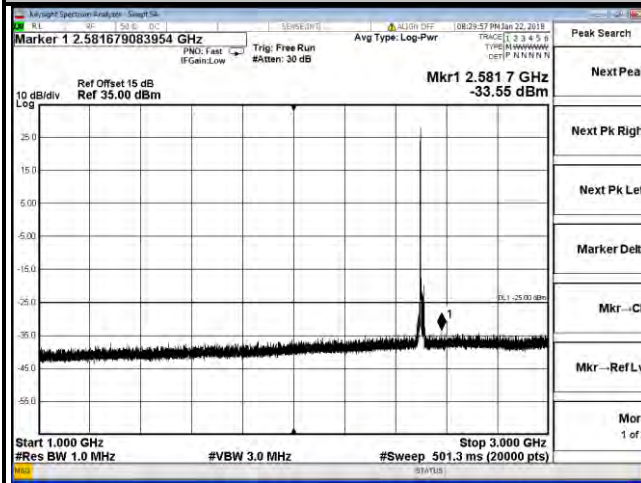


LTE Band 41

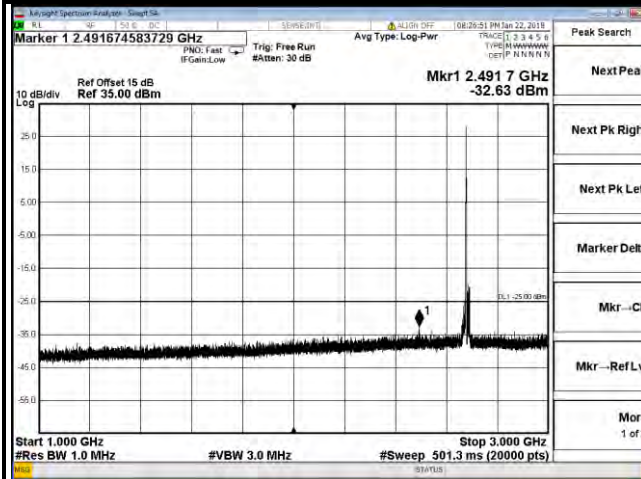
Channel Bandwidth: 15 MHz

Channel 39725

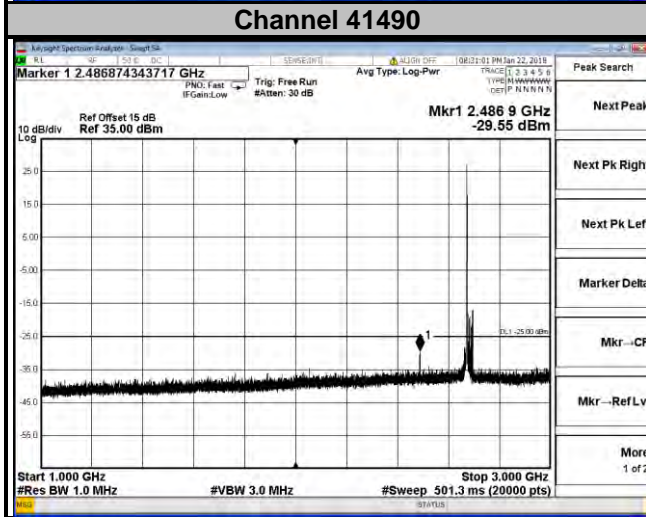
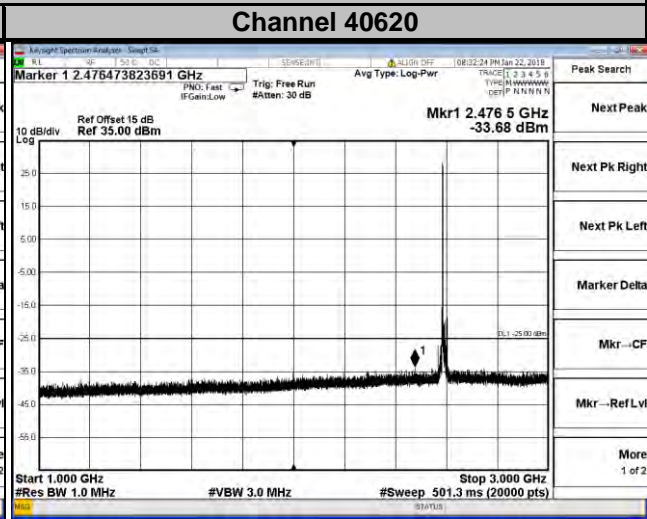
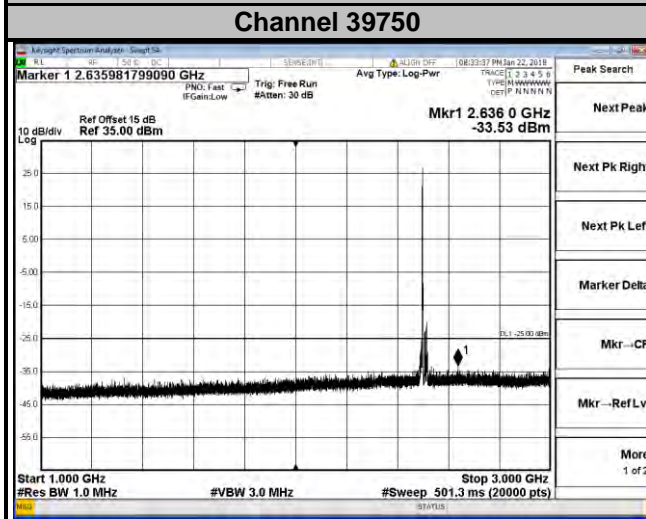
Channel 40620



Channel 41515



**LTE Band 41**  
**Channel Bandwidth: 20 MHz**



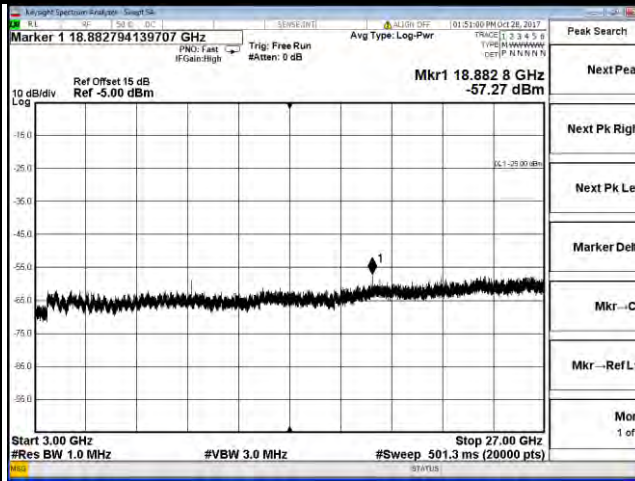
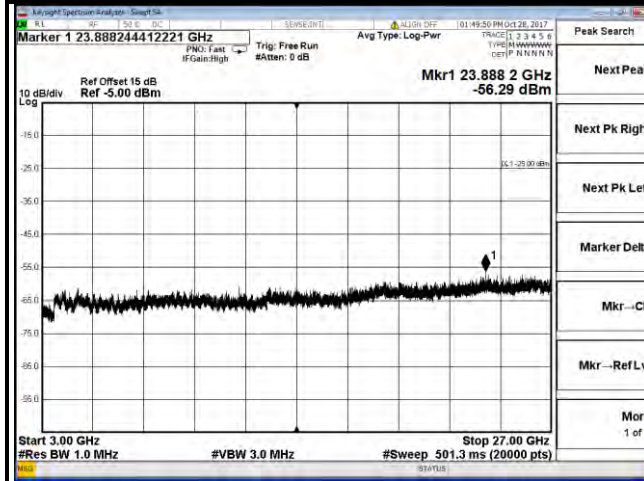
3GHz ~ 27GHz

**LTE Band 41**

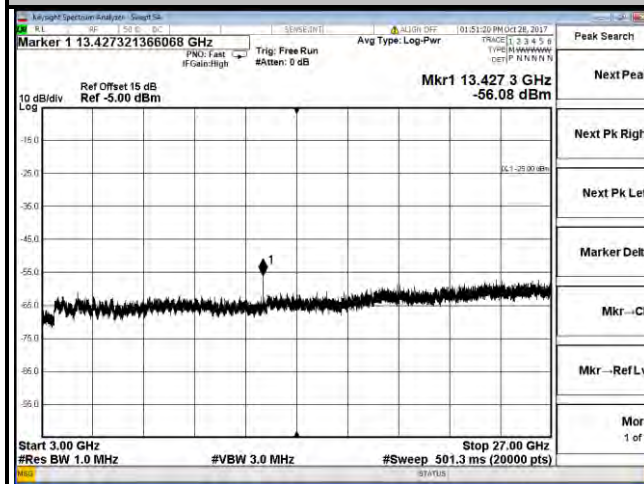
**Channel Bandwidth: 5 MHz**

**Channel 39675**

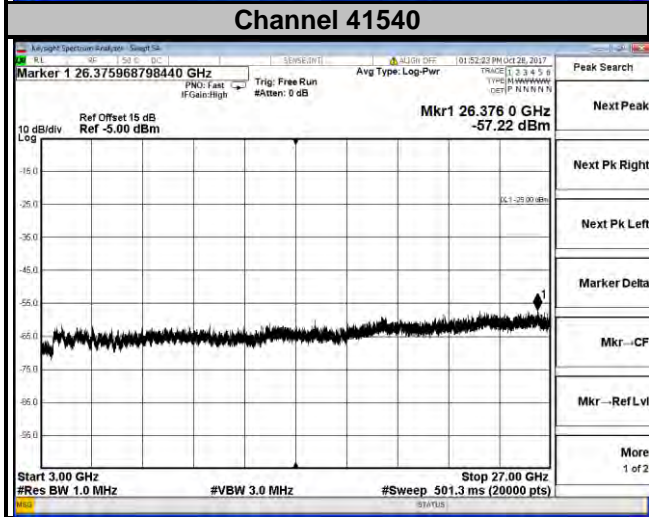
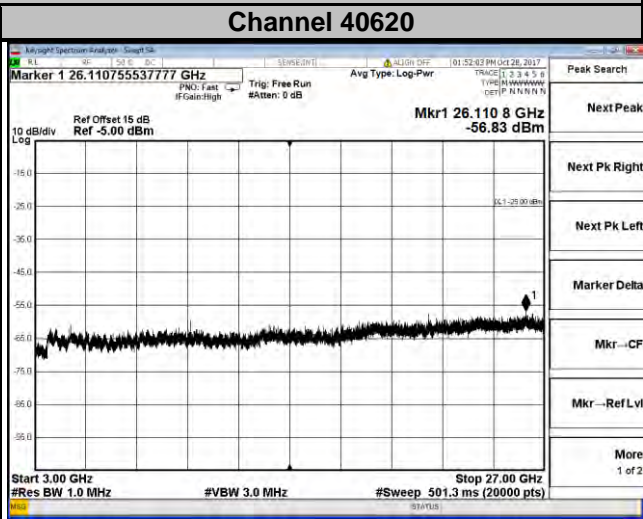
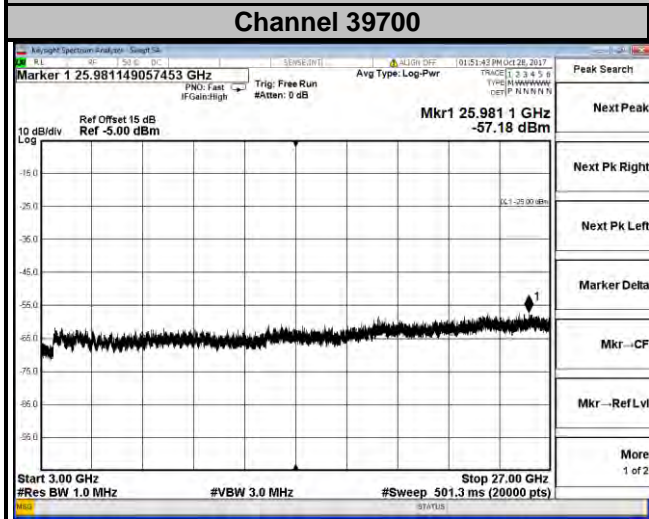
**Channel 40620**



**Channel 41565**

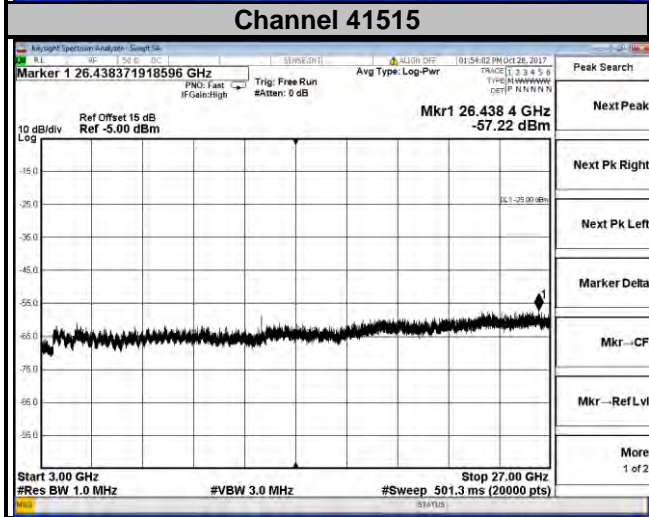
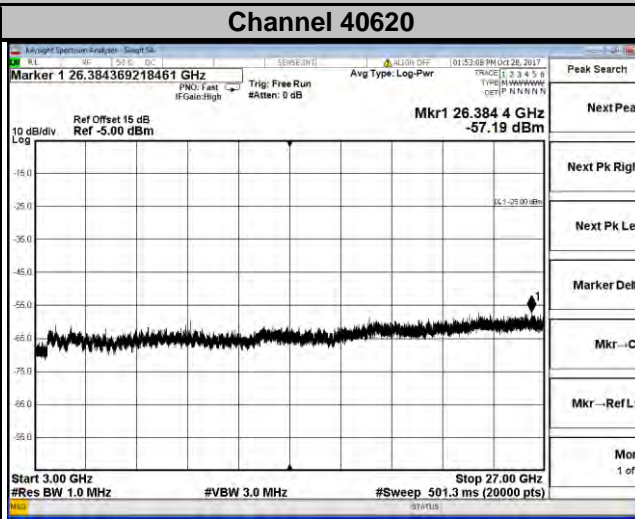
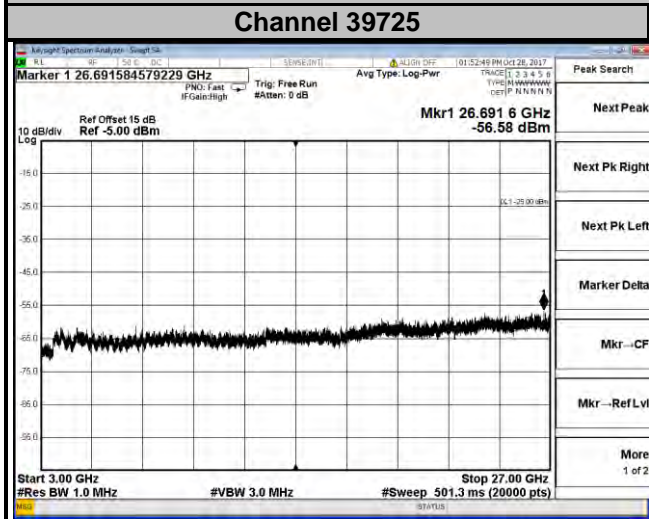


**LTE Band 41**  
**Channel Bandwidth: 10 MHz**

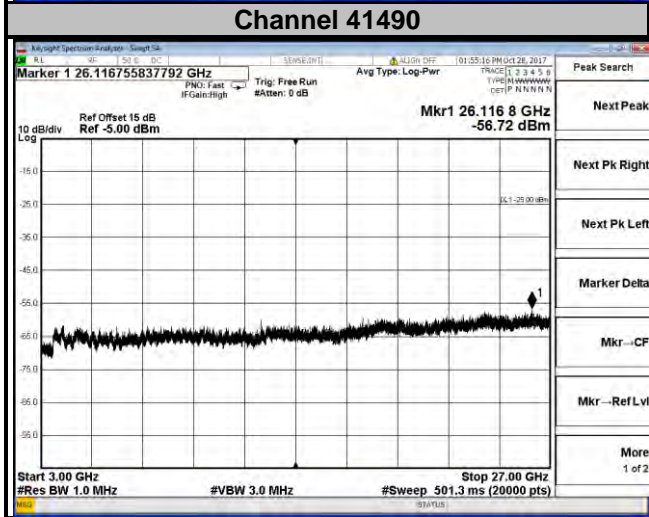
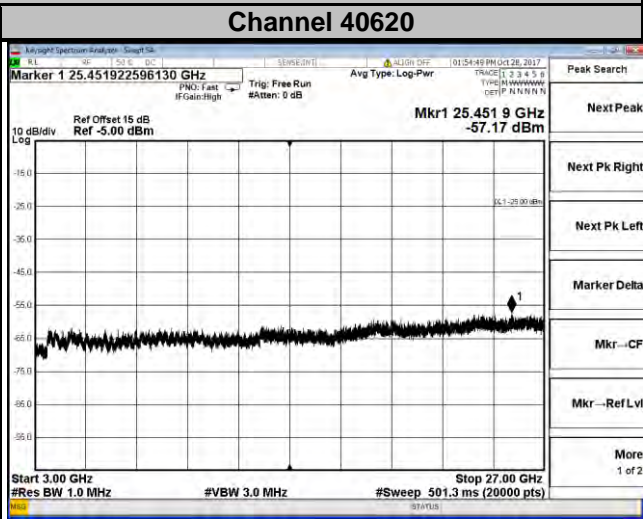
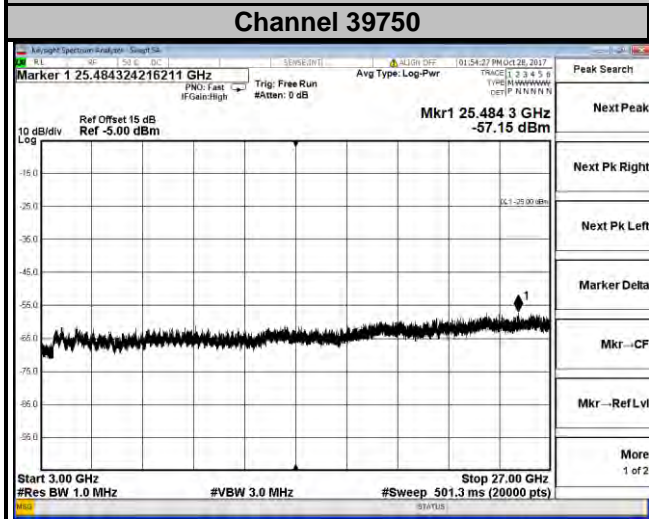




**LTE Band 41**  
**Channel Bandwidth: 15 MHz**



**LTE Band 41**  
**Channel Bandwidth: 20 MHz**



## 4.7 Radiated Emission Measurement

### 4.7.1 Limits of Radiated Emission Measurement

The power of any emission outside a licensee's frequency block shall be attenuated below the transmitter power (P) by at least  $55 + 10 \log_{10}(P)$  dB. The limit of emission is equal to -25 dBm.

### 4.7.2 Test Procedure

- a. Substitution method is used for E.I.R.P measurement. In the semi-anechoic chamber, EUT placed on the 0.8 m (below or equal 1 GHz) and/or 1.5 m (above 1 GHz) height of Turn Table, rotated the table around 360 degrees to search the maximum radiation power and receiver antenna shall be rotated vertical and horizontal polarization and moved height from 1 m to 4 m to find the maximum polar radiated power. The "Read Value" is the spectrum reading the maximum power value.
- b. The substitution horn antenna is substituted for EUT at the same position and signals generator export the CW signal to the substitution antenna via a TX cable. Rotated the Turn Table and moved receiving antenna to find the maximum radiation power. Adjust output power level of S.G to get a Value of spectrum reading equal to "Read Value" of step a. Record the power level of S.G.
- c. EIRP = Output power level of S.G – TX cable loss + Antenna gain of substitution horn.
- d. E.R.P power can be calculated form E.I.R.P power by subtracting the gain of dipole, E.R.P power = E.I.P.R power - 2.15 dBi.

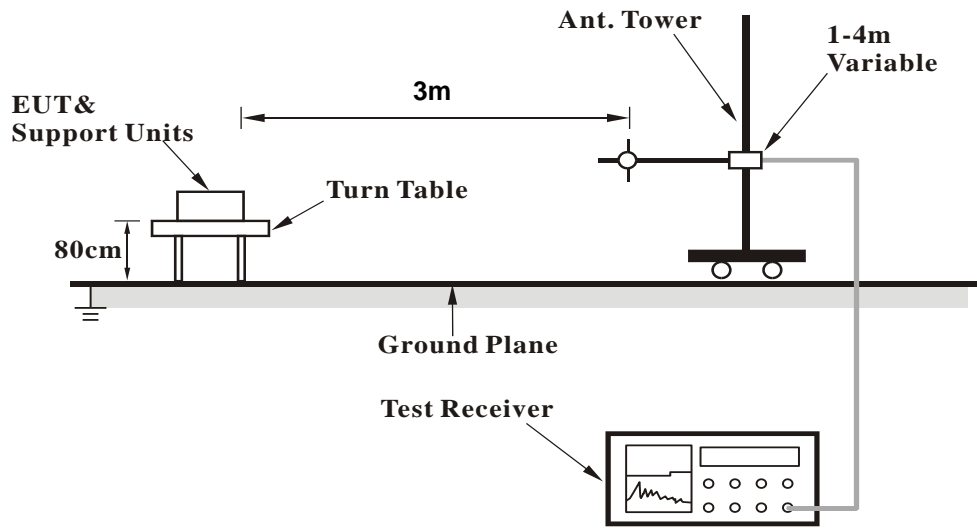
**NOTE:** The resolution bandwidth of spectrum analyzer is 1 MHz and the video bandwidth is 3 MHz.

### 4.7.3 Deviation from Test Standard

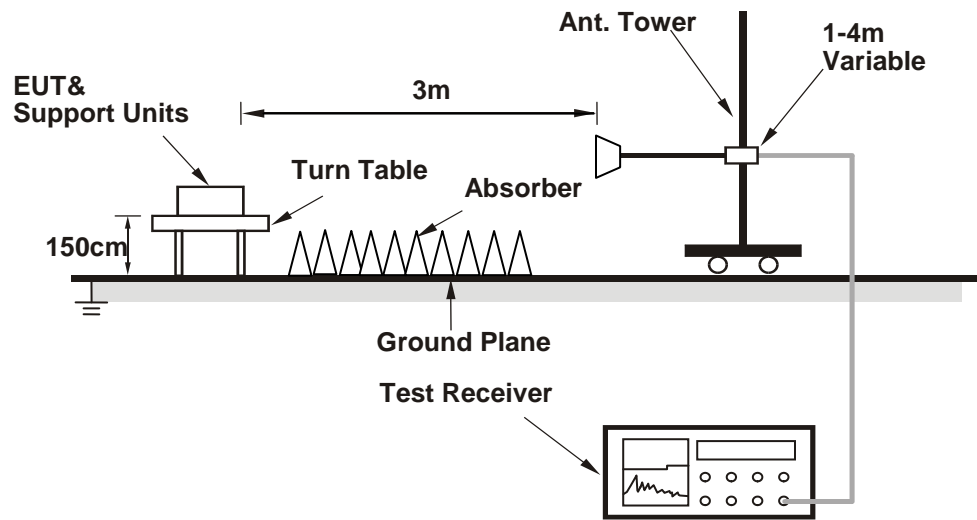
No deviation.

4.7.4 Test Setup

<Radiated Emission below or equal 1 GHz>



<Radiated Emission above 1 GHz>



For the actual test configuration, please refer to the attached file (Test Setup Photo).

4.7.5 Test Results

LTE Band 7

Channel Bandwidth: 20 MHz / QPSK

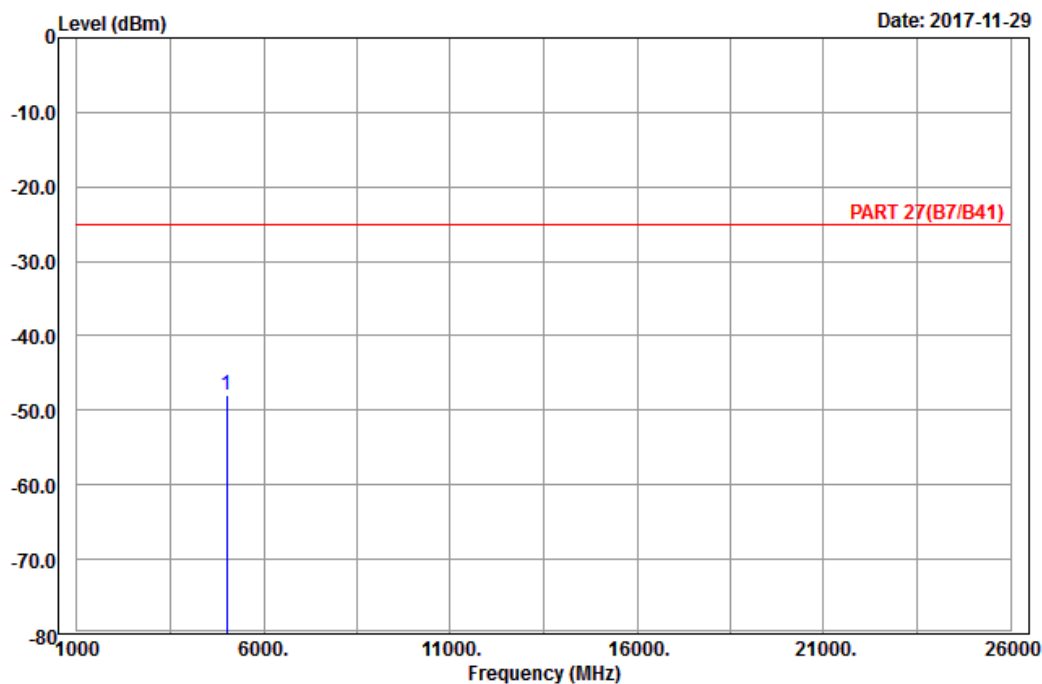
Low Channel



Bureau Veritas Consumer Products Services Ltd., Taoyuan Branch

A D T

Data: 9



Site : 966 chamber 1  
 Condition: PART 27(B7/B41) Horizontal  
 Remark : LTE\_Band 7\_Link\_CH20850  
 Tested by: Charles Hsiao

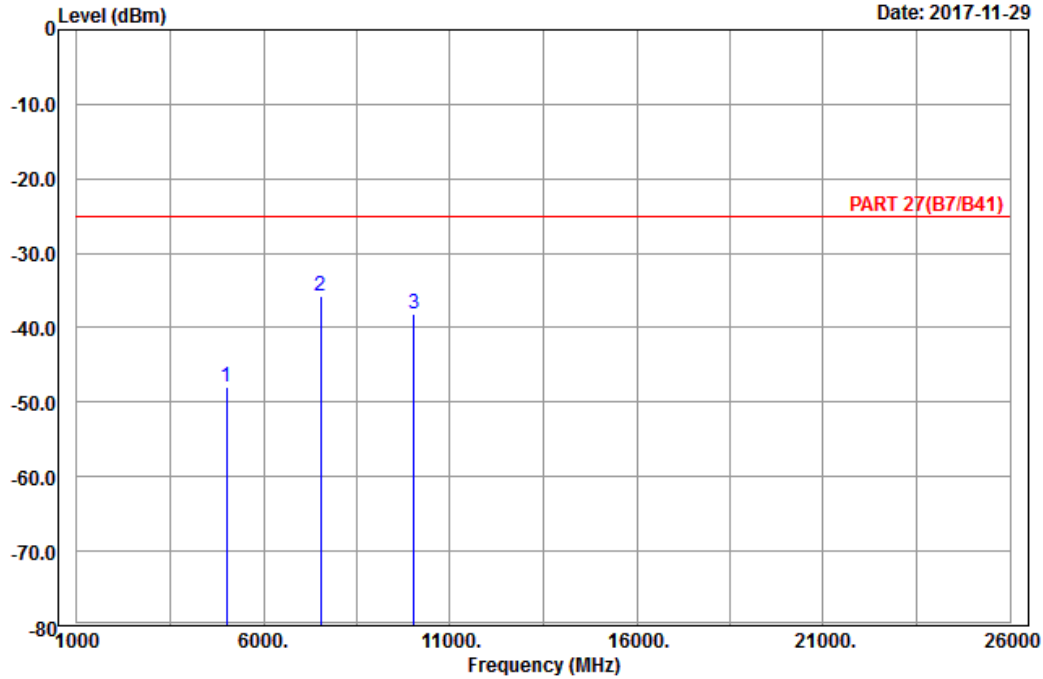
Freq	Level	Read Level	Limit Line	Over Limit	Factor	Remark
MHz	dBm	dBm	dBm	dB	dB	
1 pp 5020.00	-48.03	-67.11	-25.00	-23.03	19.08	Peak



A D T

Data: 10

Date: 2017-11-29



Site : 966 chamber 1  
 Condition: PART 27(B7/B41) Vertical  
 Remark : LTE\_Band 7\_Link\_CH20850  
 Tested by: Charles Hsiao

	Freq	Level	Read Level	Limit Line	Over Limit	Factor	Remark
	MHz	dBm	dBm	dBm	dB	dB	
1	5020.00	-47.94	-67.02	-25.00	-22.94	19.08	Peak
2	pp 7530.00	-35.67	-58.52	-25.00	-10.67	22.85	Peak
3	10040.00	-38.18	-64.45	-25.00	-13.18	26.27	Peak

Middle Channel

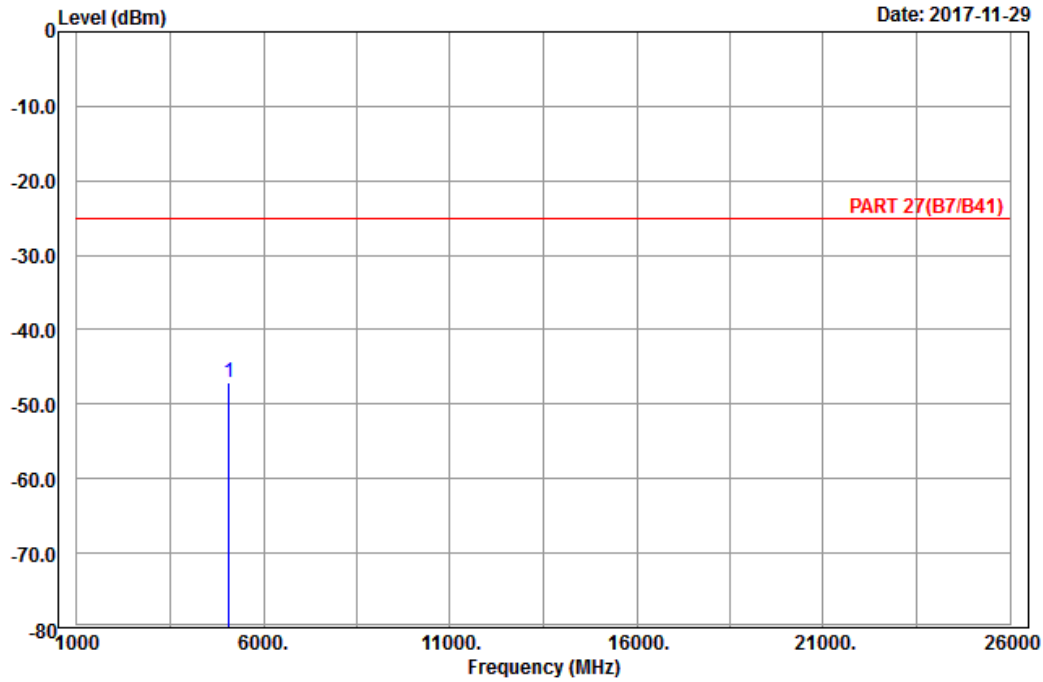


Bureau Veritas Consumer Products Services Ltd., Taoyuan Branch

A D T

Data: 9

Date: 2017-11-29



Site : 966 chamber 1  
 Condition: PART 27(B7/B41) Horizontal  
 Remark : LTE\_Band 7\_Link\_CH21100  
 Tested by: Charles Hsiao

Freq	Level	Read Level	Limit	Over	Factor	Remark
MHz	dBm	dBm	dBm	dB	dB	
1 pp 5070.00	-47.15	-66.54	-25.00	-22.15	19.39	Peak

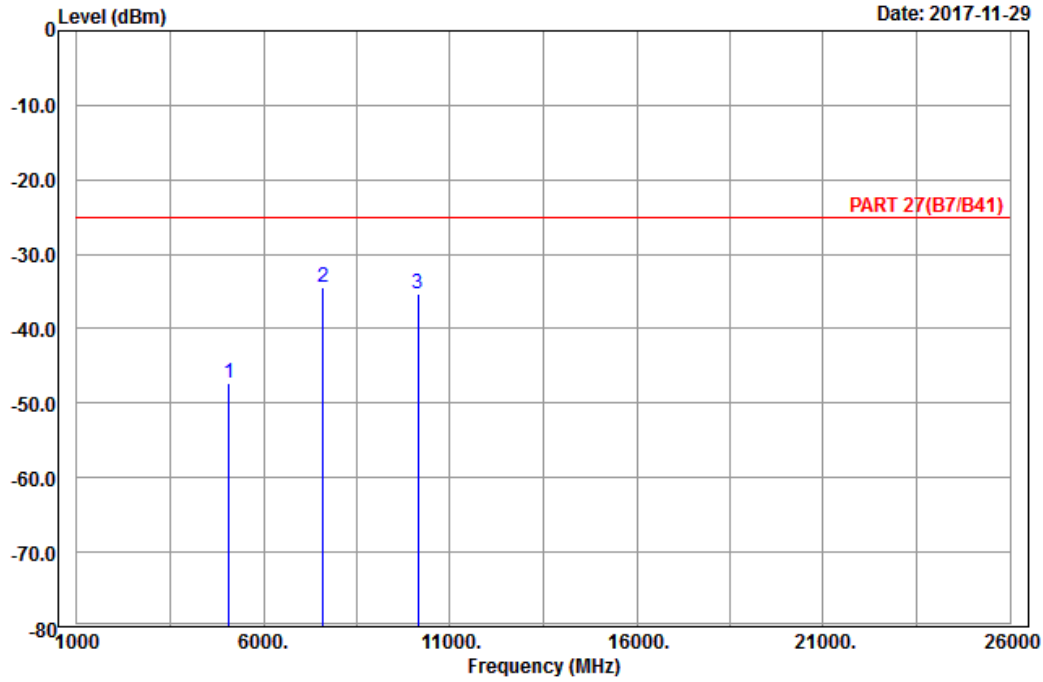


Bureau Veritas Consumer Products Services Ltd., Taoyuan Branch

A D T

Data: 10

Date: 2017-11-29



Site : 966 chamber 1  
 Condition: PART 27(B7/B41) Vertical  
 Remark : LTE\_Band 7\_Link\_CH21100  
 Tested by: Charles Hsiao

	Freq	Level	Read Level	Limit Line	Over Limit	Factor	Remark
	MHz	dBm	dBm	dBm	dB	dB	
1	5070.00	-47.37	-66.76	-25.00	-22.37	19.39	Peak
2	pp 7605.00	-34.39	-57.38	-25.00	-9.39	22.99	Peak
3	10140.00	-35.25	-61.67	-25.00	-10.25	26.42	Peak



High Channel

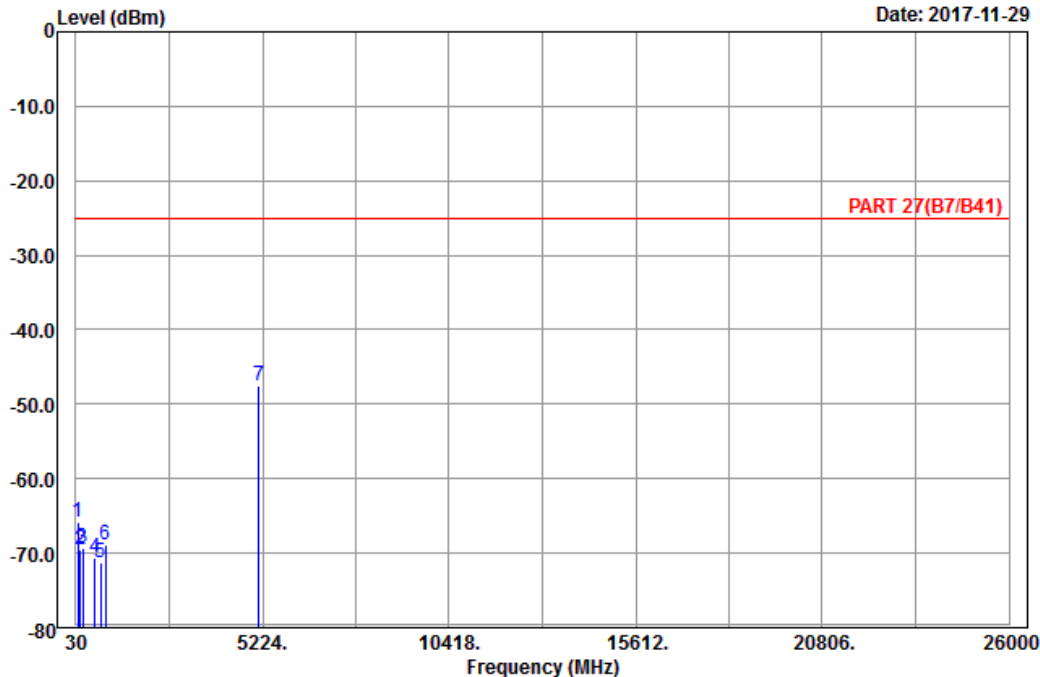


Bureau Veritas Consumer Products Services Ltd., Taoyuan Branch

A D T

Data: 13

Date: 2017-11-29



Site : 966 chamber 1  
 Condition: PART 27(B7/B41) Horizontal  
 Remark : LTE\_Band 7\_Link\_CH21350  
 Tested by: Charles Hsiao

	Read	Limit	Over				
Freq	Level	Level	Line	Limit	Factor	Remark	
MHz	dBm	dBm	dBm	dB	dB		
1	86.70	-65.89	-54.78	-25.00	-40.89	-11.11	Peak
2	144.75	-69.44	-61.63	-25.00	-44.44	-7.81	Peak
3	229.53	-69.41	-63.63	-25.00	-44.41	-5.78	Peak
4	552.00	-70.61	-69.03	-25.00	-45.61	-1.58	Peak
5	713.70	-71.30	-70.67	-25.00	-46.30	-0.63	Peak
6	859.30	-68.81	-70.53	-25.00	-43.81	1.72	Peak
7 pp	5120.00	-47.57	-67.28	-25.00	-22.57	19.71	Peak

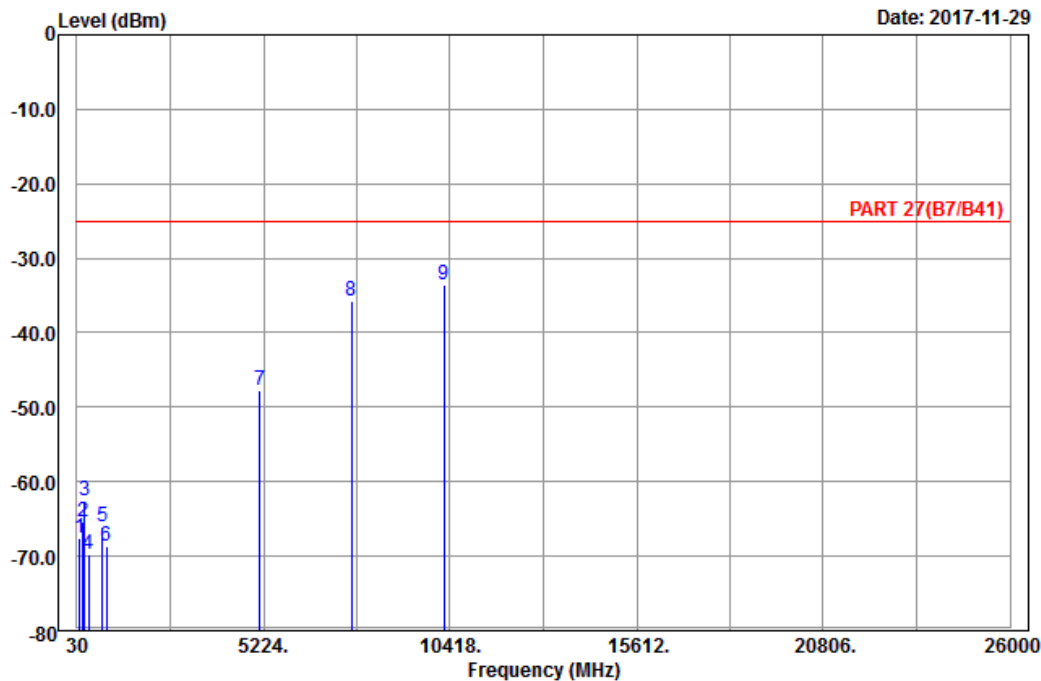


Bureau Veritas Consumer Products Services Ltd., Taoyuan Branch

A D T

Data: 14

Date: 2017-11-29



Site : 966 chamber 1  
 Condition: PART 27(B7/B41) Vertical  
 Remark : LTE\_Band 7\_Link\_CH21350  
 Tested by: Charles Hsiao

	Freq	Level	Read Level	Limit Line	Over Limit	Factor	Remark
	MHz	dBm	dBm	dBm	dB	dB	
1	108.30	-67.48	-58.41	-25.00	-42.48	-9.07	Peak
2	197.67	-65.30	-59.21	-25.00	-40.30	-6.09	Peak
3	249.24	-62.57	-57.05	-25.00	-37.57	-5.52	Peak
4	361.60	-69.68	-64.92	-25.00	-44.68	-4.76	Peak
5	741.70	-66.02	-64.86	-25.00	-41.02	-1.16	Peak
6	856.50	-68.60	-70.24	-25.00	-43.60	1.64	Peak
7	5120.00	-47.68	-67.39	-25.00	-22.68	19.71	Peak
8	7680.00	-35.75	-58.87	-25.00	-10.75	23.12	Peak
9	pp 10240.00	-33.57	-60.11	-25.00	-8.57	26.54	Peak

LTE Band 38  
 Channel Bandwidth: 20 MHz / QPSK  
 Low Channel

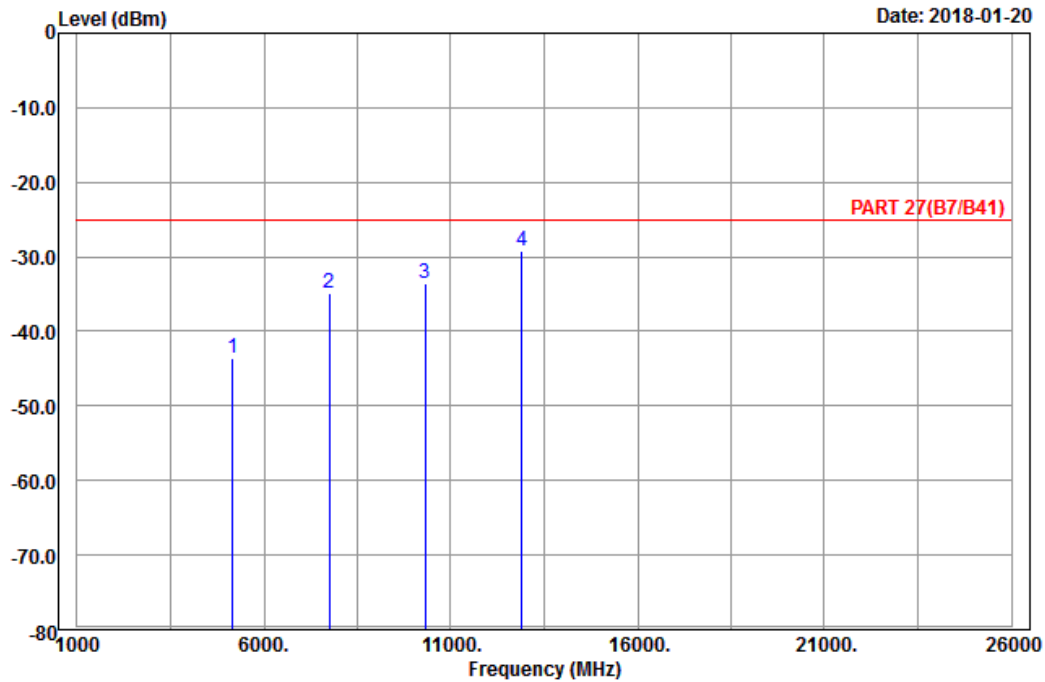


Bureau Veritas Consumer Products Services Ltd., Taoyuan Branch

A D T

Data: 3

Date: 2018-01-20



Site : 966 chamber 1  
 Condition: PART 27(B7/B41) Horizontal  
 Remark : LTE\_Band 38\_Link\_CH37850  
 Tested by: Karl Lee

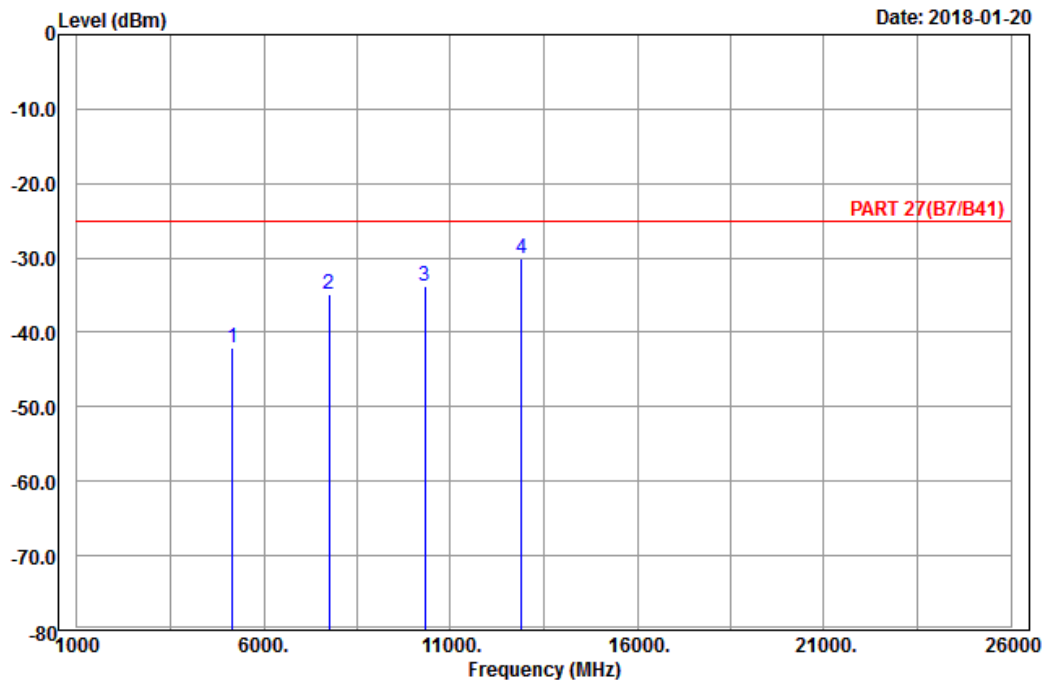
	Freq	Level	Read Level	Limit Line	Over Limit	Factor	Remark
	MHz	dBm	dBm	dBm	dB	dB	
1	5160.00	-43.50	-63.42	-25.00	-18.50	19.92	Peak
2	7740.00	-34.77	-58.00	-25.00	-9.77	23.23	Peak
3	10320.00	-33.65	-60.32	-25.00	-8.65	26.67	Peak
4 pp	12900.00	-29.21	-59.66	-25.00	-4.21	30.45	Peak



A D T

Data: 4

Date: 2018-01-20



Site : 966 chamber 1  
 Condition: PART 27(B7/B41) Vertical  
 Remark : LTE\_Band 38\_Link\_CH37850  
 Tested by: Karl Lee

	Freq	Level	Read Level	Limit Line	Over Limit	Factor	Remark
	MHz	dBm	dBm	dBm	dB	dB	
1	5160.00	-42.11	-62.03	-25.00	-17.11	19.92	Peak
2	7740.00	-34.97	-58.20	-25.00	-9.97	23.23	Peak
3	10320.00	-33.75	-60.42	-25.00	-8.75	26.67	Peak
4 pp	12900.00	-30.07	-60.52	-25.00	-5.07	30.45	Peak

Middle Channel

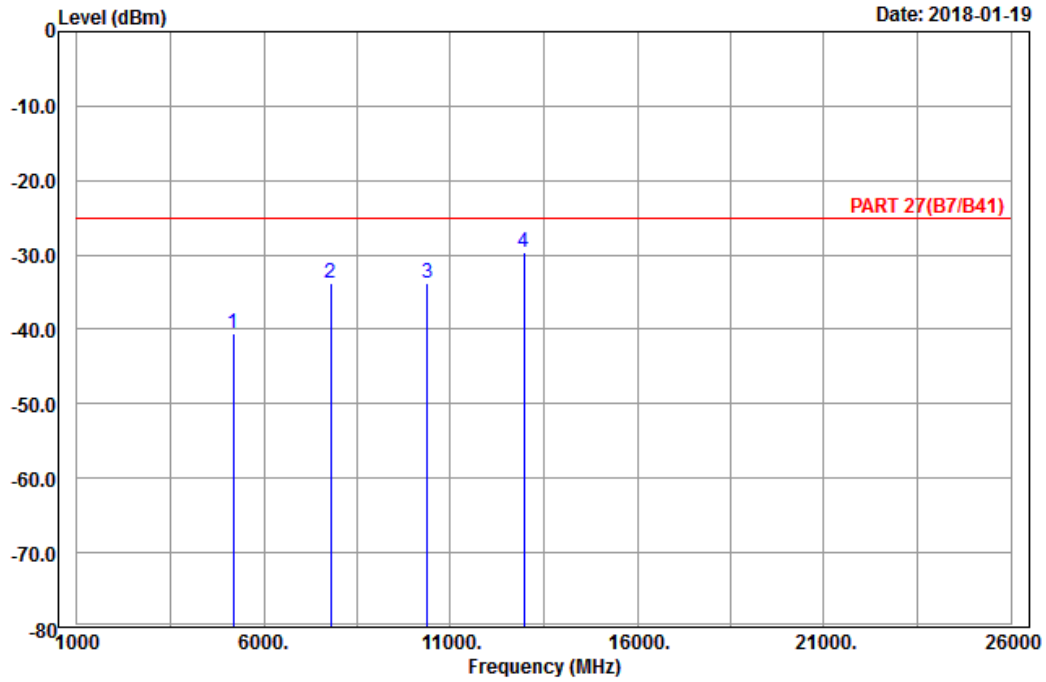


Bureau Veritas Consumer Products Services Ltd., Taoyuan Branch

A D T

Data: 9

Date: 2018-01-19



Site : 966 chamber 1  
 Condition: PART 27(B7/B41) Horizontal  
 Remark : LTE\_Band 38\_Link\_CH38000  
 Tested by: Karl Lee

	Freq	Level	Read Level	Limit Line	Over Limit	Factor	Remark
	MHz	dBm	dBm	dBm	dB	dB	
1	5190.00	-40.48	-60.60	-25.00	-15.48	20.12	Peak
2	7785.00	-33.82	-57.15	-25.00	-8.82	23.33	Peak
3	10380.00	-33.69	-60.43	-25.00	-8.69	26.74	Peak
4 pp	12975.00	-29.63	-60.20	-25.00	-4.63	30.57	Peak

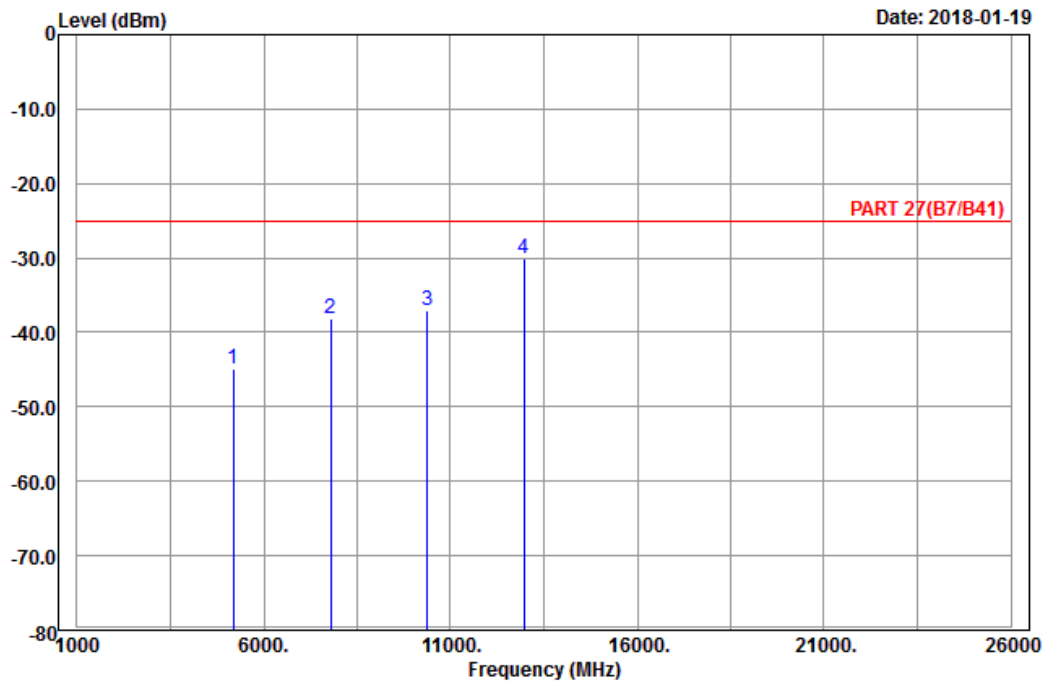


Bureau Veritas Consumer Products Services Ltd., Taoyuan Branch

A D T

Data: 10

Date: 2018-01-19



Site : 966 chamber 1  
 Condition: PART 27(B7/B41) Vertical  
 Remark : LTE\_Band 38\_Link\_CH38000  
 Tested by: Karl Lee

	Freq	Level	Read Level	Limit Line	Over Limit	Factor	Remark
	MHz	dBm	dBm	dBm	dB	dB	
1	5190.00	-44.83	-64.95	-25.00	-19.83	20.12	Peak
2	7785.00	-38.06	-61.39	-25.00	-13.06	23.33	Peak
3	10380.00	-37.03	-63.77	-25.00	-12.03	26.74	Peak
4 pp	12975.00	-30.09	-60.66	-25.00	-5.09	30.57	Peak

# High Channel

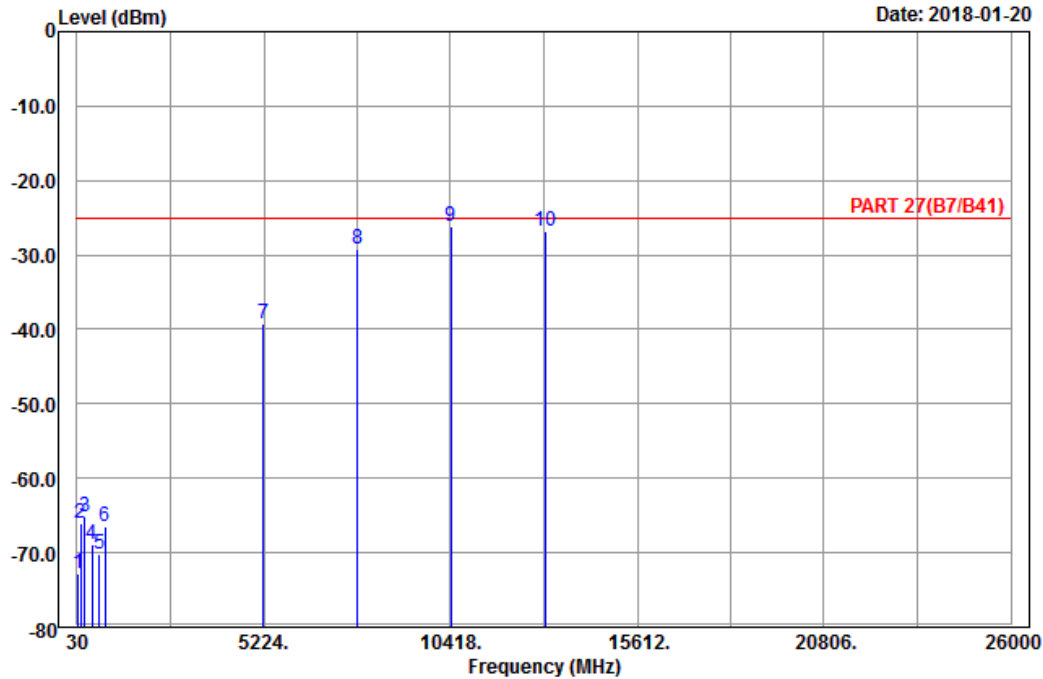


Bureau Veritas Consumer Products Services Ltd., Taoyuan Branch

A D T

Data: 13

Date: 2018-01-20



Site : 966 chamber 1  
 Condition: PART 27(B7/B41) Horizontal  
 Remark : LTE\_Band 38\_Link\_CH38150  
 Tested by: Karl Lee

	Freq	Level	Read Level	Limit Line	Over Limit	Factor	Remark
	MHz	dBm	dBm	dBm	dB	dB	
1	68.07	-72.78	-59.82	-25.00	-47.78	-12.96	Peak
2	125.31	-66.02	-58.07	-25.00	-41.02	-7.95	Peak
3	250.32	-65.27	-59.76	-25.00	-40.27	-5.51	Peak
4	442.10	-68.95	-65.27	-25.00	-43.95	-3.68	Peak
5	643.00	-70.15	-70.09	-25.00	-45.15	-0.06	Peak
6	806.10	-66.45	-68.39	-25.00	-41.45	1.94	Peak
7	5220.00	-39.28	-59.42	-25.00	-14.28	20.14	Peak
8	7830.00	-29.11	-52.51	-25.00	-4.11	23.40	Peak
9	pp 10440.00	-26.10	-52.81	-25.00	-1.10	26.71	Peak
10	13050.00	-26.87	-57.58	-25.00	-1.87	30.71	Peak

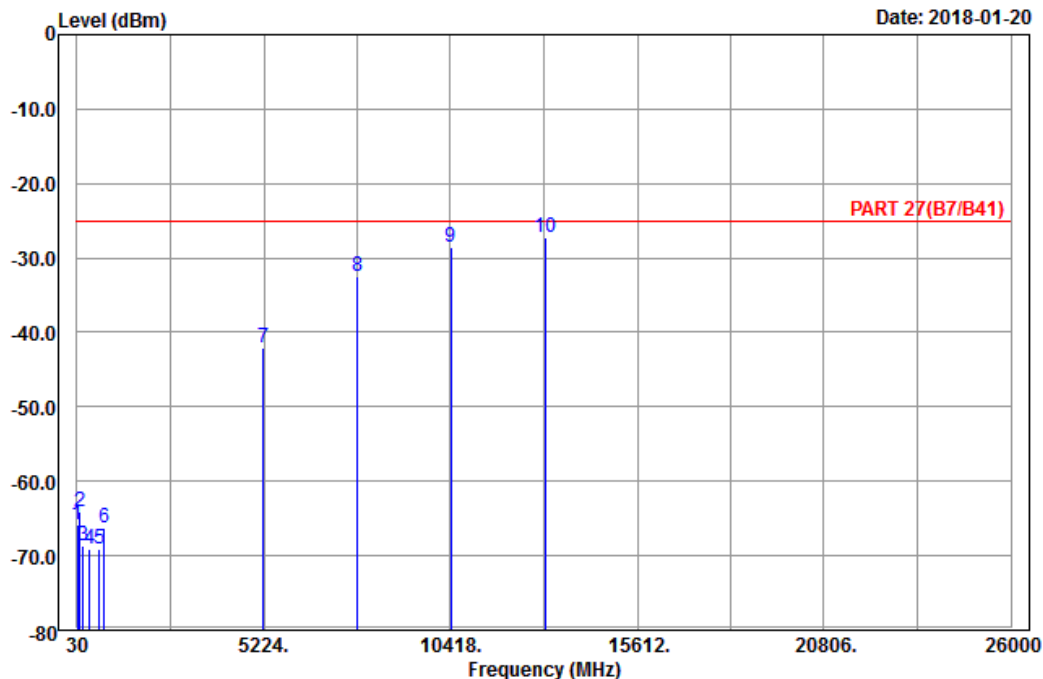


Bureau Veritas Consumer Products Services Ltd., Taoyuan Branch

A D T

Data: 14

Date: 2018-01-20



Site : 966 chamber 1  
 Condition: PART 27(B7/B41) Vertical  
 Remark : LTE\_Band 38\_Link\_CH38150  
 Tested by: Karl Lee

	Freq	Level	Read Level	Limit Line	Over Limit	Factor	Remark
	MHz	dBm	dBm	dBm	dB	dB	
1	49.98	-65.94	-51.89	-25.00	-40.94	-14.05	Peak
2	114.24	-64.15	-55.52	-25.00	-39.15	-8.63	Peak
3	188.76	-68.73	-63.01	-25.00	-43.73	-5.72	Peak
4	377.70	-69.20	-65.27	-25.00	-44.20	-3.93	Peak
5	657.00	-69.00	-68.83	-25.00	-44.00	-0.17	Peak
6	790.00	-66.27	-67.64	-25.00	-41.27	1.37	Peak
7	5220.00	-42.08	-62.22	-25.00	-17.08	20.14	Peak
8	7830.00	-32.52	-55.92	-25.00	-7.52	23.40	Peak
9	10440.00	-28.59	-55.30	-25.00	-3.59	26.71	Peak
10 pp	13050.00	-27.17	-57.88	-25.00	-2.17	30.71	Peak



LTE Band 41  
 Channel Bandwidth: 20 MHz / QPSK  
 Low Channel

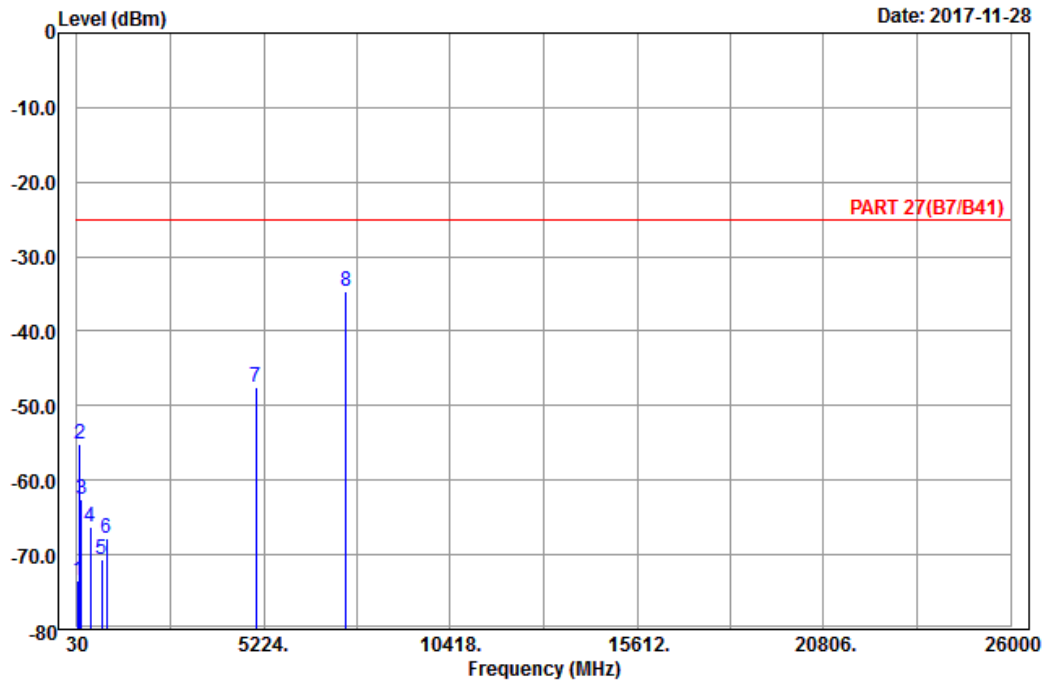


Bureau Veritas Consumer Products Services Ltd., Taoyuan Branch

A D T

Data: 13

Date: 2017-11-28



Site : 966 chamber 1  
 Condition: PART 27(B7/B41) Horizontal  
 Remark : LTE\_Band 41\_Link\_CH40620  
 Tested by: Karl Lee

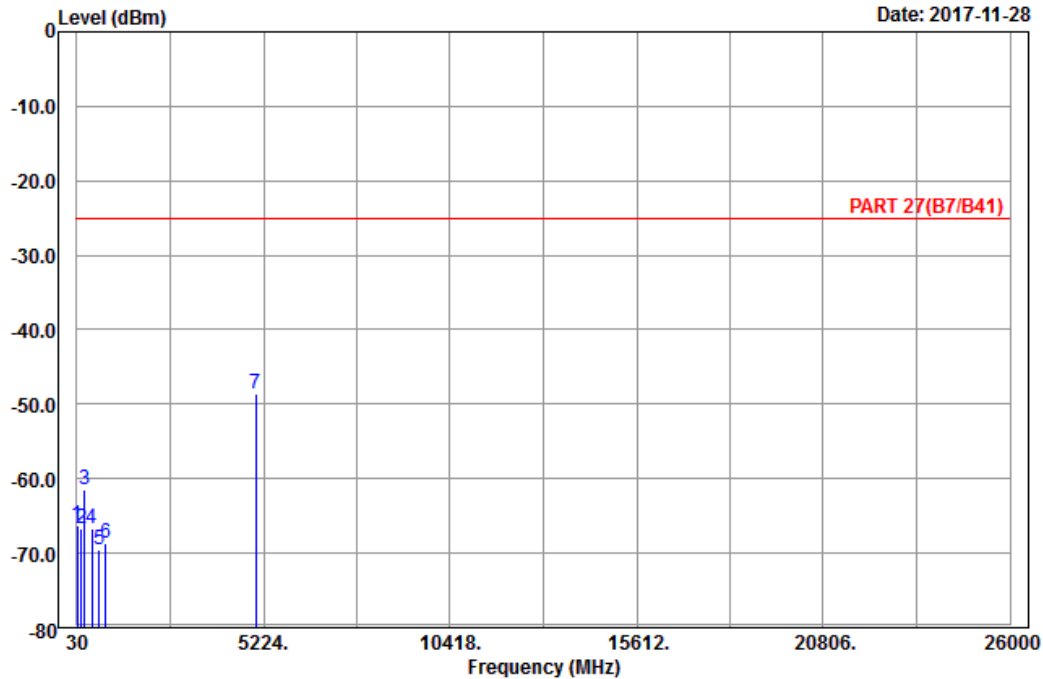
	Freq	Level	Read Level	Limit Line	Over Limit	Factor	Remark
	MHz	dBm	dBm	dBm	dB	dB	
1	58.35	-73.57	-59.51	-25.00	-48.57	-14.06	Peak
2	105.33	-55.25	-45.83	-25.00	-30.25	-9.42	Peak
3	164.19	-62.66	-55.38	-25.00	-37.66	-7.28	Peak
4	392.40	-66.22	-63.12	-25.00	-41.22	-3.10	Peak
5	729.80	-70.58	-69.65	-25.00	-45.58	-0.93	Peak
6	852.30	-67.76	-69.29	-25.00	-42.76	1.53	Peak
7	5012.00	-47.61	-66.69	-25.00	-22.61	19.08	Peak
8 pp	7518.00	-34.70	-57.38	-25.00	-9.70	22.68	Peak



A D T

Data: 14

Date: 2017-11-28



Site : 966 chamber 1  
 Condition: PART 27(B7/B41) Vertical  
 Remark : LTE\_Band 41\_Link\_CH40620  
 Tested by: Karl Lee

	Freq	Level	Read Level	Limit Line	Over Limit	Factor	Remark
	MHz	dBm	dBm	dBm	dB	dB	
1	50.79	-66.18	-52.13	-25.00	-41.18	-14.05	Peak
2	165.27	-66.75	-59.56	-25.00	-41.75	-7.19	Peak
3	239.79	-61.55	-55.90	-25.00	-36.55	-5.65	Peak
4	441.40	-66.63	-62.98	-25.00	-41.63	-3.65	Peak
5	661.90	-69.59	-69.40	-25.00	-44.59	-0.19	Peak
6	827.80	-68.60	-70.30	-25.00	-43.60	1.70	Peak
7 pp	5012.00	-48.70	-67.78	-25.00	-23.70	19.08	Peak

Middle Channel

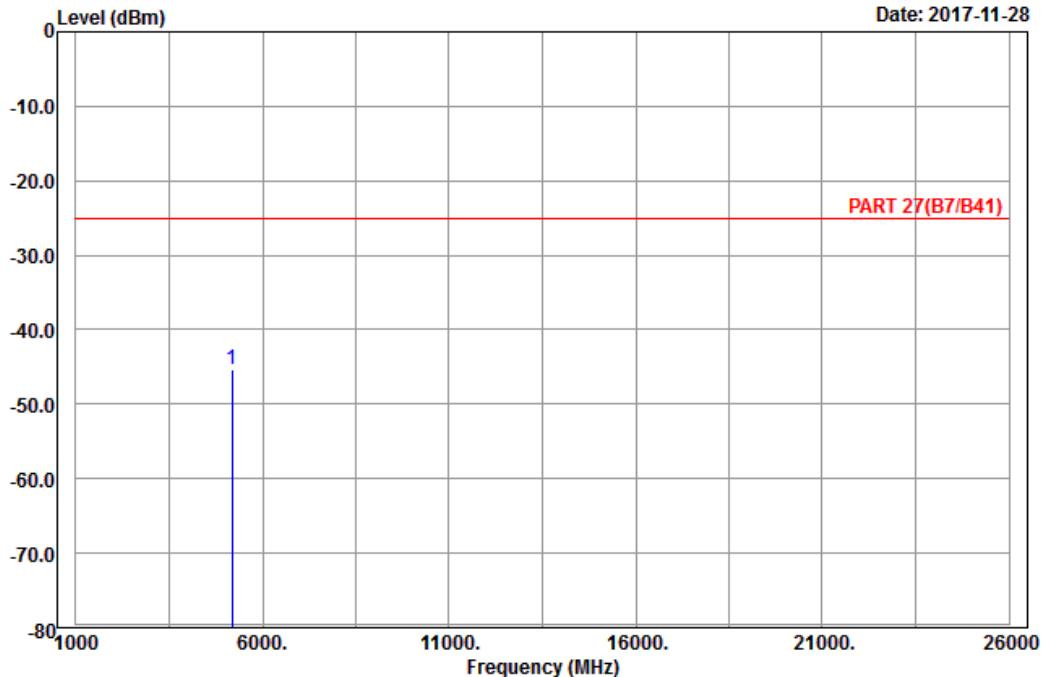


Bureau Veritas Consumer Products Services Ltd., Taoyuan Branch

A D T

Data: 9

Date: 2017-11-28



Site : 966 chamber 1  
 Condition: PART 27(B7/B41) Horizontal  
 Remark : LTE\_Band 41\_Link\_CH40620  
 Tested by: Karl Lee

Freq	Level	Read Level	Limit Line	Over Limit	Factor	Remark
MHz	dBm	dBm	dBm	dB	dB	
1 pp 5186.00	-45.24	-65.36	-25.00	-20.24	20.12	Peak

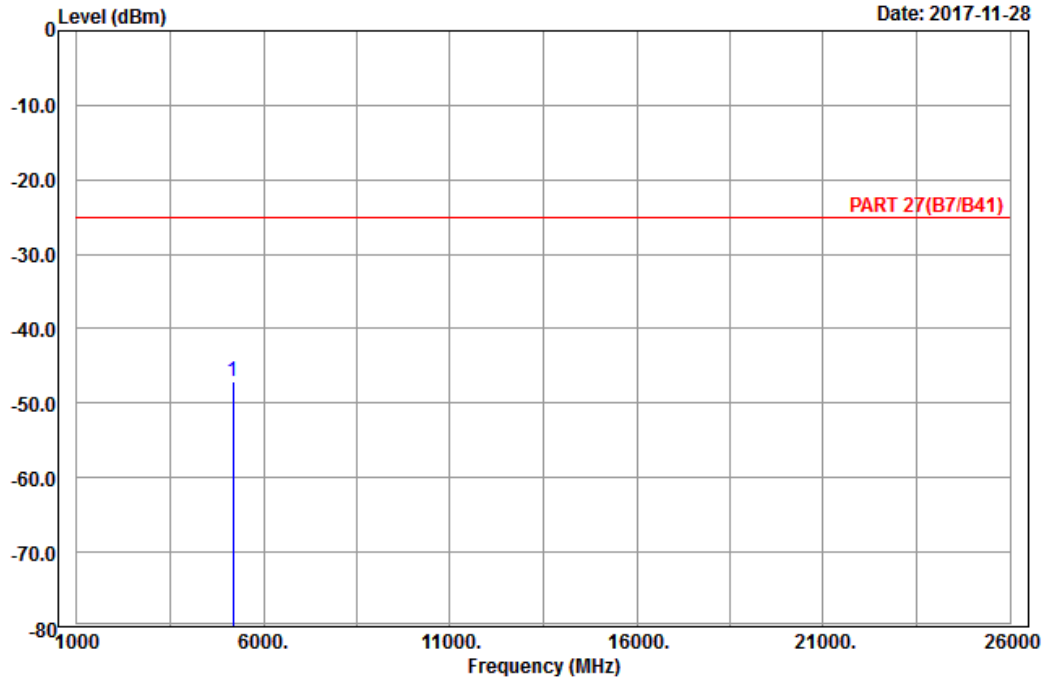


Bureau Veritas Consumer Products Services Ltd., Taoyuan Branch

A D T

Data: 10

Date: 2017-11-28



Site : 966 chamber 1  
 Condition: PART 27(B7/B41) Vertical  
 Remark : LTE\_Band 41\_Link\_CH40620  
 Tested by: Karl Lee

	Freq	Level	Read Level	Limit Line	Over Limit	Factor	Remark
	MHz	dBm	dBm	dBm	dB	dB	
1	pp 5186.00	-47.18	-67.30	-25.00	-22.18	20.12	Peak

High Channel

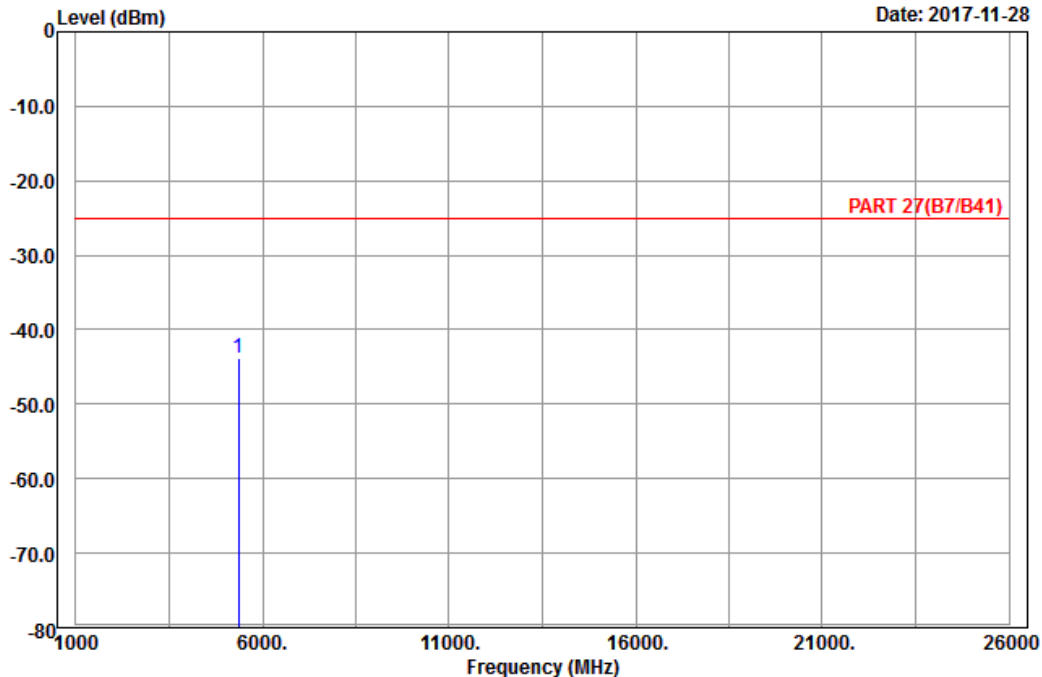


Bureau Veritas Consumer Products Services Ltd., Taoyuan Branch

A D T

Data: 9

Date: 2017-11-28



Site : 966 chamber 1  
 Condition: PART 27(B7/B41) Horizontal  
 Remark : LTE\_Band 41\_Link\_CH41490  
 Tested by: Karl Lee

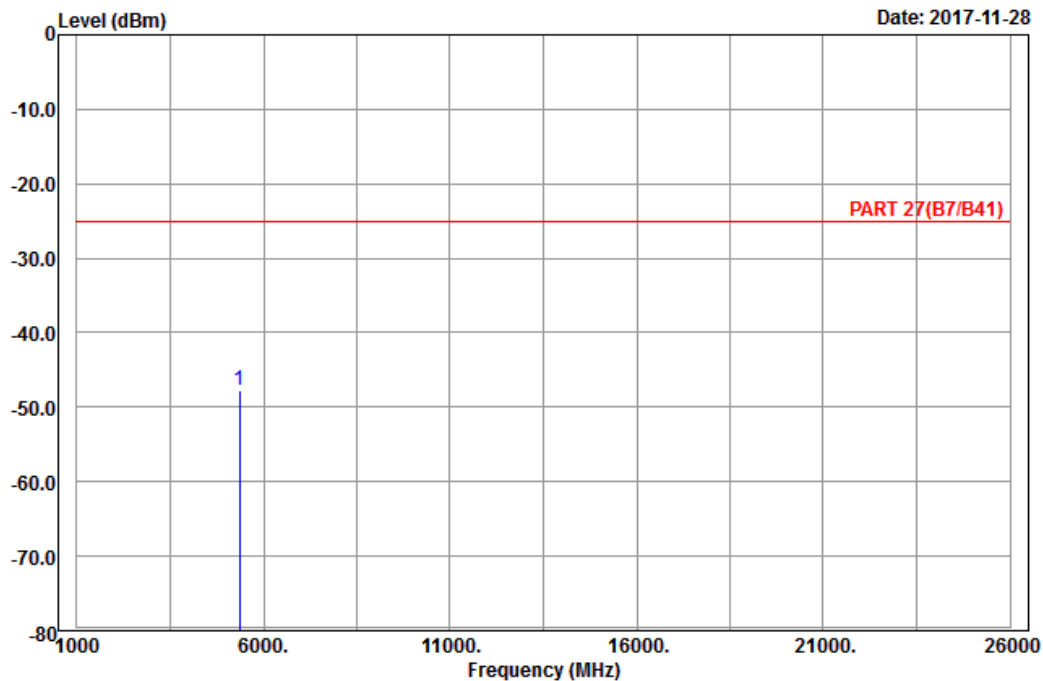
Freq	Level	Read Level	Limit Line	Over Limit	Factor	Remark
MHz	dBm	dBm	dBm	dB	dB	
1 pp 5360.00	-43.87	-64.17	-25.00	-18.87	20.30	Peak



A D T

Data: 10

Date: 2017-11-28



Site : 966 chamber 1  
 Condition: PART 27(B7/B41) Vertical  
 Remark : LTE\_Band 41\_Link\_CH41490  
 Tested by: Karl Lee

	Freq	Level	Read Level	Limit Line	Over Limit	Factor	Remark
	MHz	dBm	dBm	dBm	dB	dB	
1	pp 5360.00	-47.79	-68.09	-25.00	-22.79	20.30	Peak

## 5 Pictures of Test Arrangements

Please refer to the attached file (Test Setup Photo).

## Appendix – Information on the Testing Laboratories

We, Bureau Veritas Consumer Products Services (H.K.) Ltd., Taoyuan Branch, were founded in 1988 to provide our best service in EMC, Radio, Telecom and Safety consultation. Our laboratories are FCC recognized accredited test firms and accredited according to ISO/IEC 17025.

If you have any comments, please feel free to contact us at the following:

**Linko EMC/RF Lab**

Tel: 886-2-26052180

Fax: 886-2-26051924

**Hsin Chu EMC/RF/Telecom Lab**

Tel: 886-3-6668565

Fax: 886-3-6668323

**Hwa Ya EMC/RF/Safety**

Tel: 886-3-3183232

Fax: 886-3-3270892

**Email:** [service.adt@tw.bureauveritas.com](mailto:service.adt@tw.bureauveritas.com)

**Web Site:** [www.bureauveritas-adt.com](http://www.bureauveritas-adt.com)

The address and road map of all our labs can be found in our web site also.

--- END ---