

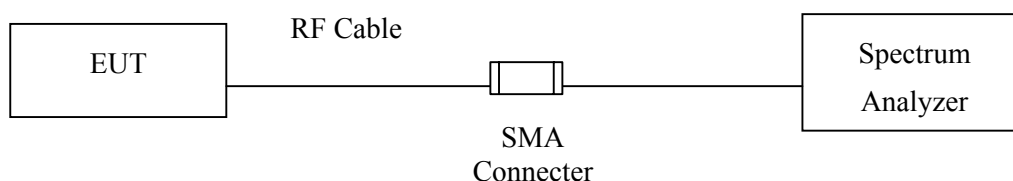
## 8. Channel Separation

### 8.1. Test Equipment

	Equipment	Manufacturer	Model No./Serial No.	Last Cal.
	Spectrum Analyzer	R&S	FSP40 / 100170	Jun, 2012
	Spectrum Analyzer	Agilent	E4407B / US39440758	Jun, 2012
X	Spectrum Analyzer	Agilent	N9010A / MY48030495	Apr., 2012

Note: 1. All equipments are calibrated every one year.  
2. The test instruments mark by "X" are used to measure the final test results.

### 8.2. Test Setup



### 8.3. Limit

Frequency hopping systems shall have hopping channel carrier frequencies separated by a minimum of 25 kHz or the 20 dB bandwidth of the hopping channel, whichever is greater.

### 8.4. Test Procedure

The EUT was setup to ANSI C63.4, 2003; tested to FHSS test procedure of FCC Public Notice DA 00-705 for compliance to FCC 47CFR 15.247 requirements.

### 8.5. Uncertainty

$\pm 150\text{Hz}$

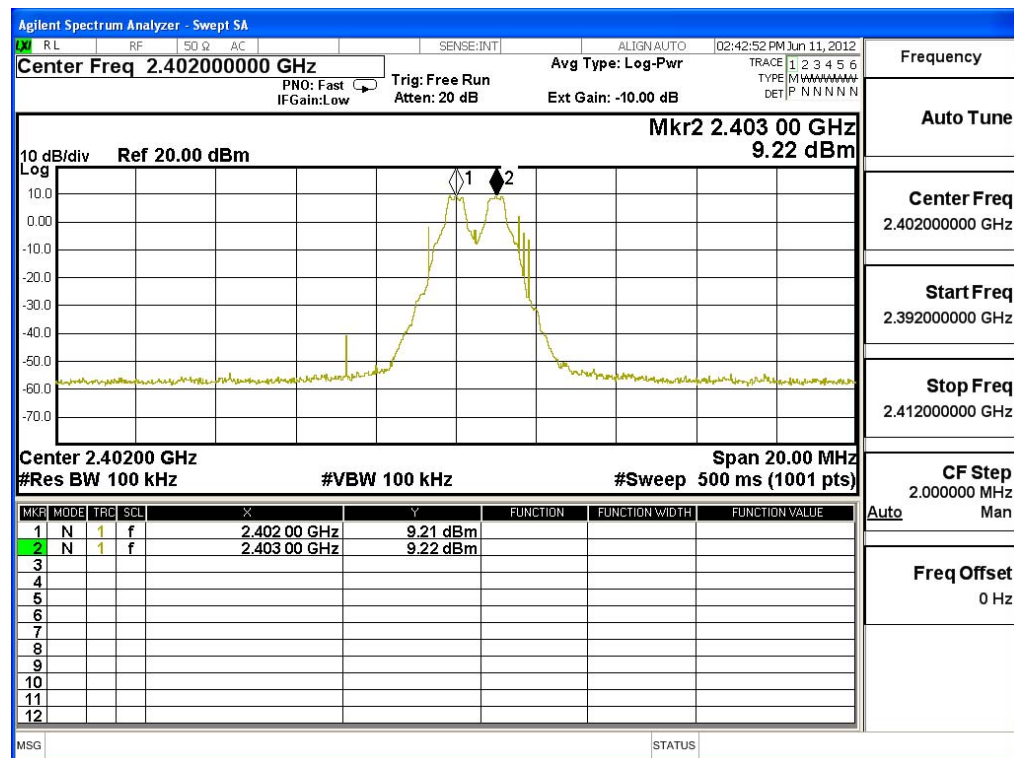
## 8.6. Test Result of Channel Separation

Product : ASUS Tablet  
 Test Item : Channel Separation  
 Test Site : No.3 OATS  
 Test Mode : Mode 1: Transmit - 1Mbps (GFSK)

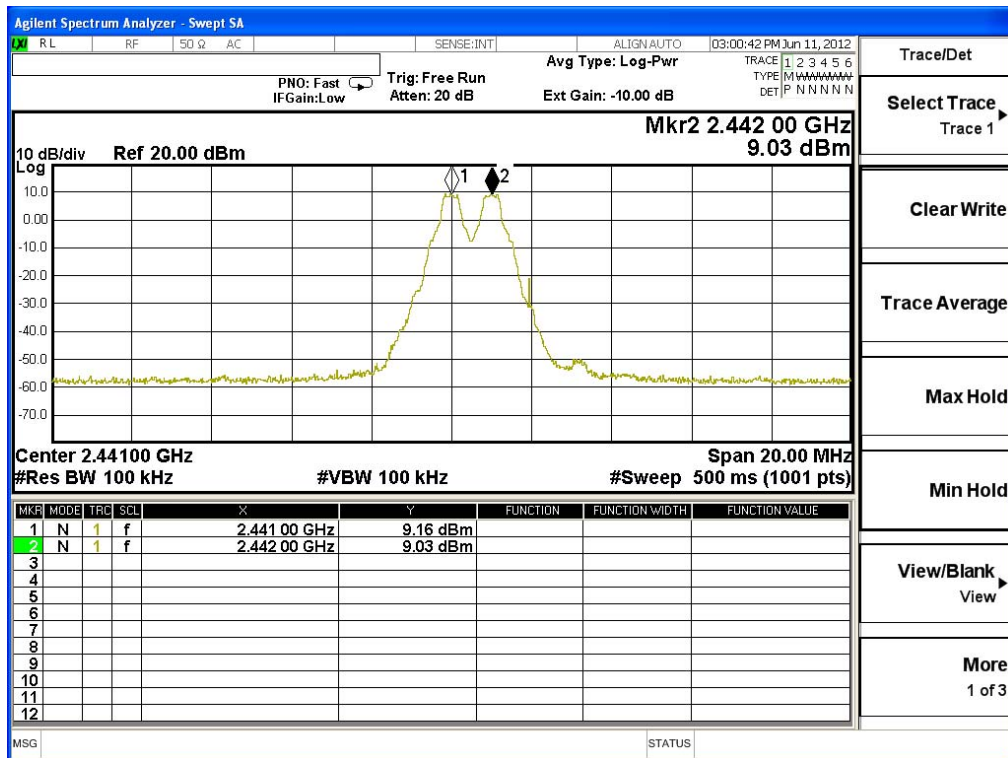
Channel No.	Frequency (MHz)	Measurement Level (kHz)	Limit (kHz)	Limit of (2/3)*20dB Bandwidth (kHz)	Result
00	2402	1000	>25 kHz	746.7	Pass
39	2441	1000	>25 kHz	753.3	Pass
78	2480	1000	>25 kHz	746.7	Pass

NOTE: The 20dB Bandwidth is refer to section 10.

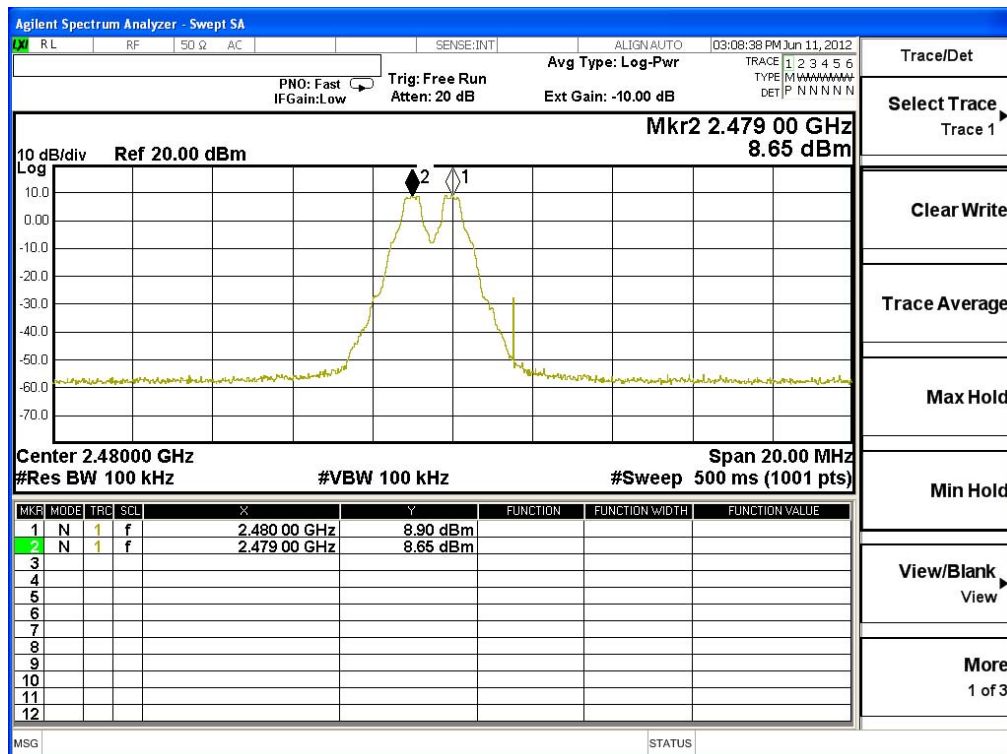
Channel 00 2402MHz



### Channel 39 2441MHz



### Channel 78 2480 MHz

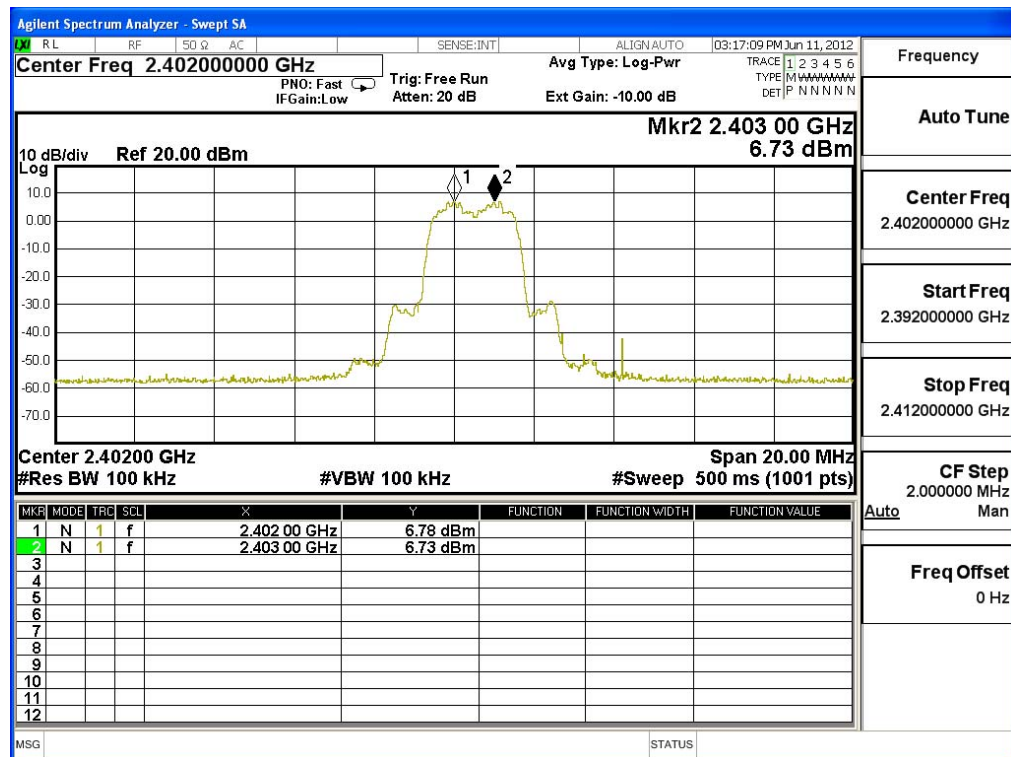


Product : ASUS Tablet  
 Test Item : Channel Separation  
 Test Site : No.3 OATS  
 Test Mode : Mode 2: Transmit - 3Mbps (8DPSK)

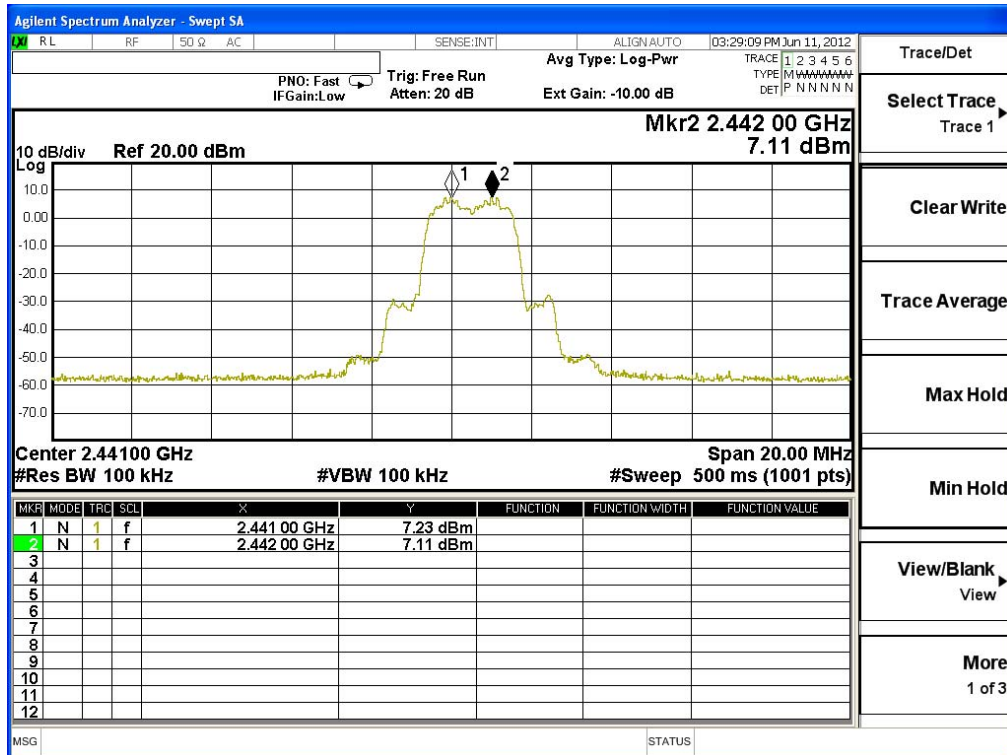
Channel No.	Frequency (MHz)	Measurement Level (kHz)	Limit (kHz)	Limit of (2/3)*20dB Bandwidth (kHz)	Result
00	2402	1000	>25 kHz	946.7	Pass
39	2441	1000	>25 kHz	946.7	Pass
78	2480	1000	>25 kHz	940.0	Pass

NOTE: The 20dB Bandwidth is refer to section 10.

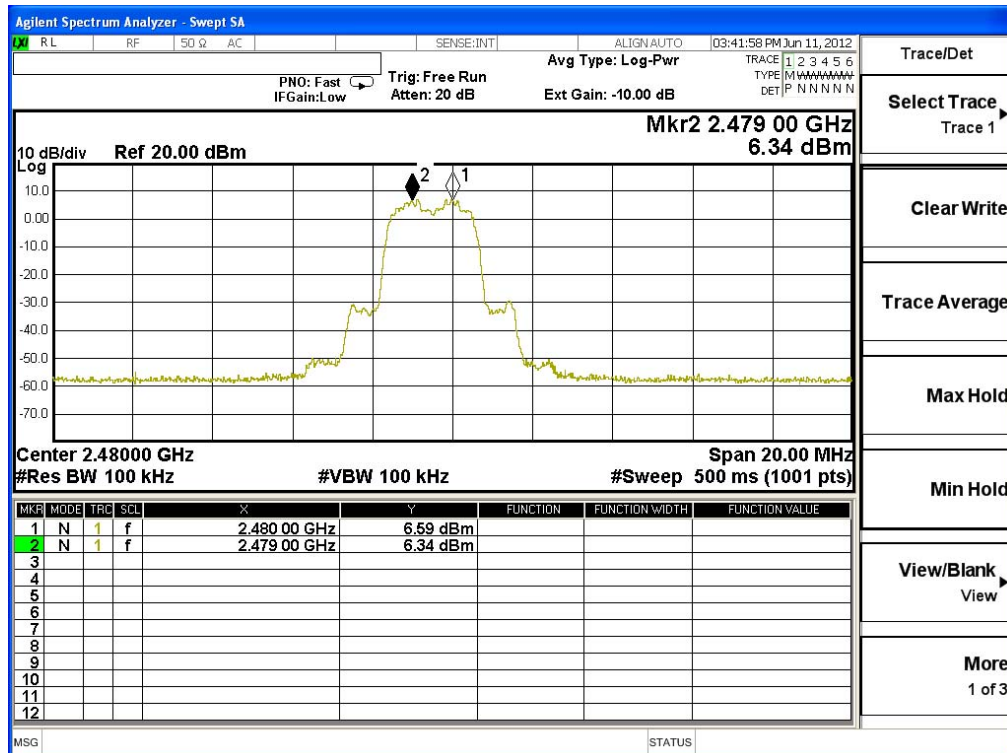
### Channel 00 2402MHz



### Channel 39 2441MHz



### Channel 78 2480 MHz



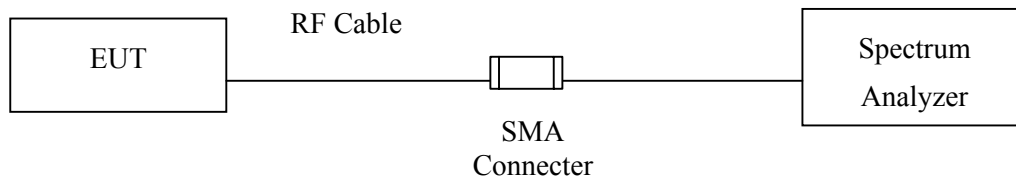
## 9. Dwell Time

### 9.1. Test Equipment

	Equipment	Manufacturer	Model No./Serial No.	Last Cal.
	Spectrum Analyzer	R&S	FSP40 / 100170	Jun, 2012
	Spectrum Analyzer	Agilent	E4407B / US39440758	Jun, 2012
X	Spectrum Analyzer	Agilent	N9010A / MY48030495	Apr., 2012

Note: 1. All equipments are calibrated every one year.  
 2. The test instruments marked by "X" are used to measure the final test results.

### 9.2. Test Setup



### 9.3. Limit

The dwell time shall be the average time of occupancy on any frequency shall not be greater than 0.4 seconds within a 30 second period.

### 9.4. Test Procedure

The EUT was setup to ANSI C63.4, 2003; tested to FHSS test procedure of FCC Public Notice DA 00-705 for compliance to FCC 47CFR 15.247 requirements.

### 9.5. Uncertainty

$\pm 25\text{msec}$

## 9.6. Test Result of Dwell Time

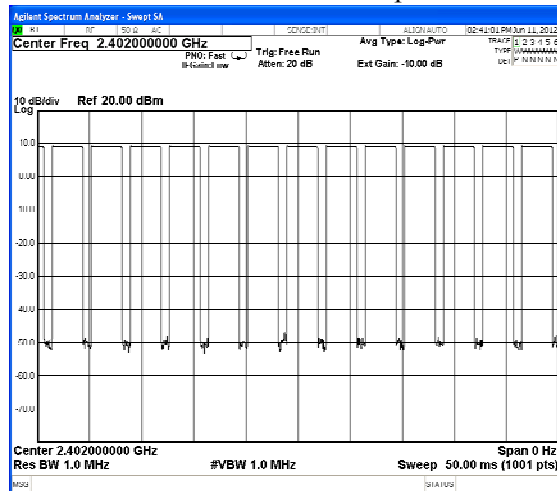
Product : ASUS Tablet  
 Test Item : Dwell Time  
 Test Site : No.3 OATS  
 Test Mode : Mode 1: Transmit - 1Mbps (GFSK) (Channel 00,39,78 –DH5)

Frequency (MHz)	Time slot length (ms)	Hopping of Number	Sweep time (ms)	Duty cycle	Dwell Time (Sec)	Limit (Sec)	Result
2402	2.880	13	50	0.75	0.300	0.4	Pass
2441	2.890	13	50	0.75	0.301	0.4	Pass
2480	2.880	14	50	0.81	0.323	0.4	Pass

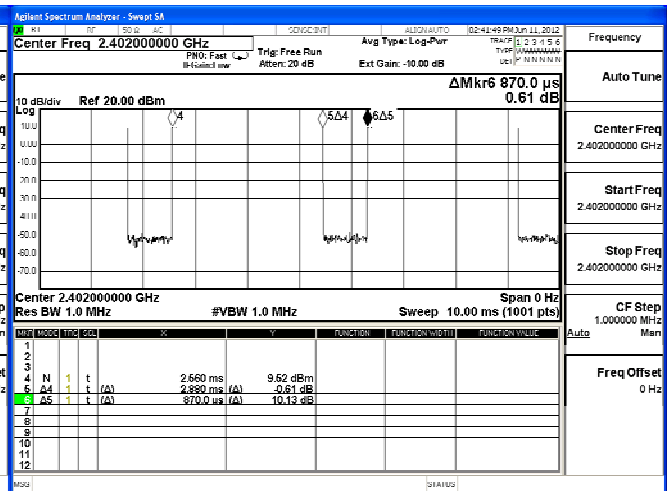
Duty cycle = ((Time slot length(ms)\*Hopping of Number) / Sweep time (ms))

Dwell time = (Duty cycle / 79) \* (79\*0.4)

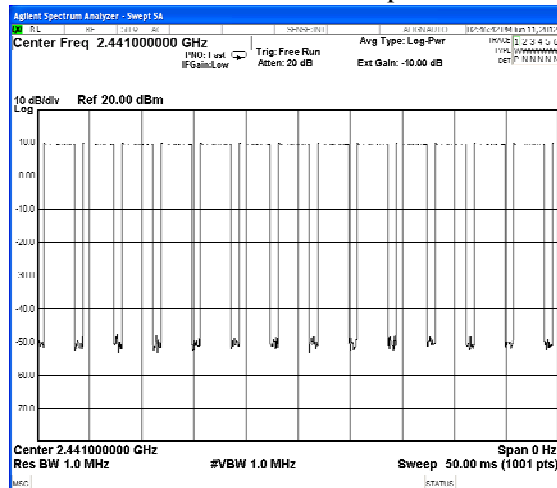
CH 00 Time Interval between hops



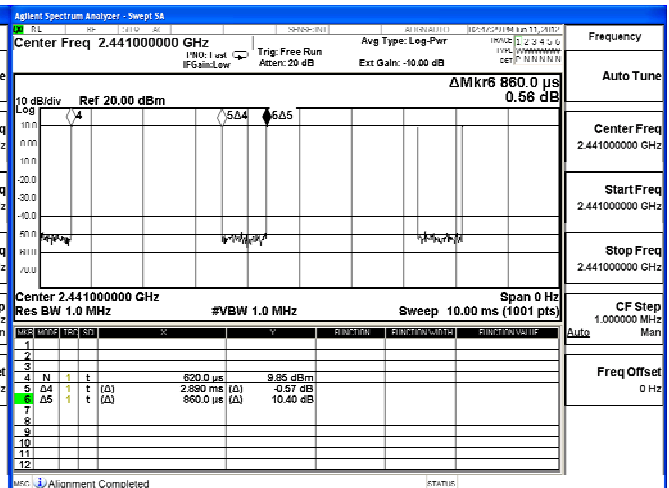
CH 00 Transmission Time



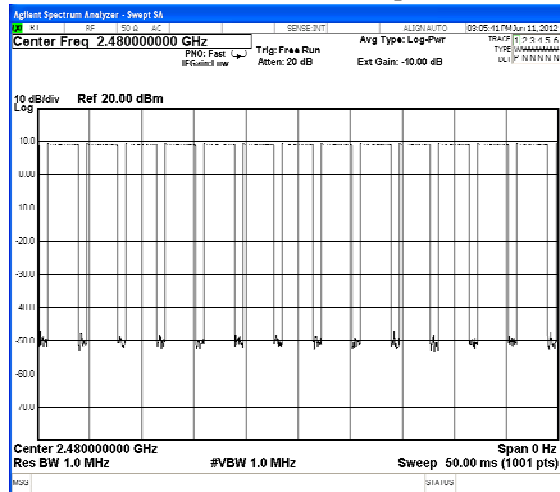
CH39 Time Interval between hops



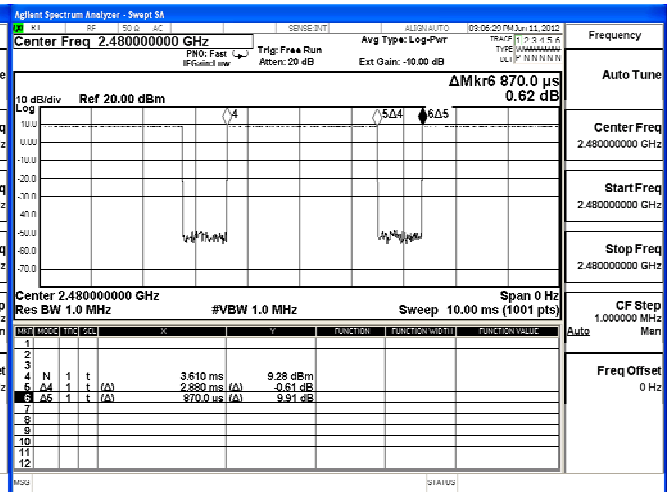
CH 39Transmission Time



## CH 78 Time Interval between hops



## CH 78 Transmission Time



Note:

The dwell times of the packet type of DH1, DH3, and DH5 are tested. Only the worst case is shown on the report.



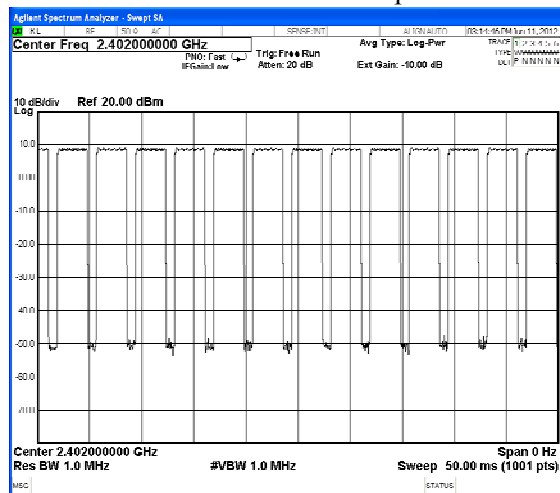
Product : ASUS Tablet  
 Test Item : Dwell Time  
 Test Site : No.3 OATS  
 Test Mode : Mode 2: Transmit - 3Mbps (8DPSK) (Channel 00,39,78 –DH5)

Frequency (MHz)	Time slot length (ms)	Hopping of Number	Sweep time (ms)	Duty cycle	Dwell Time (Sec)	Limit (Sec)	Result
2402	2.890	13	50	0.75	0.301	0.4	Pass
2441	2.890	13	50	0.75	0.301	0.4	Pass
2480	2.890	13	50	0.75	0.301	0.4	Pass

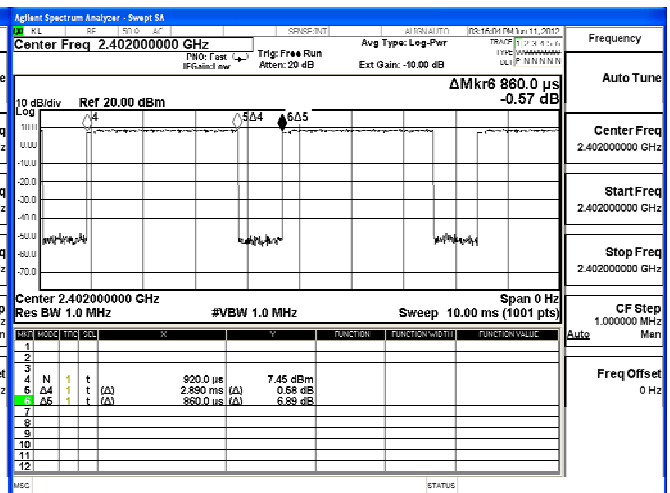
Duty cycle = ((Time slot length(ms)\*Hopping of Number) / Sweep time (ms))

Dwell time = (Duty cycle /79) \* (79\*0.4)

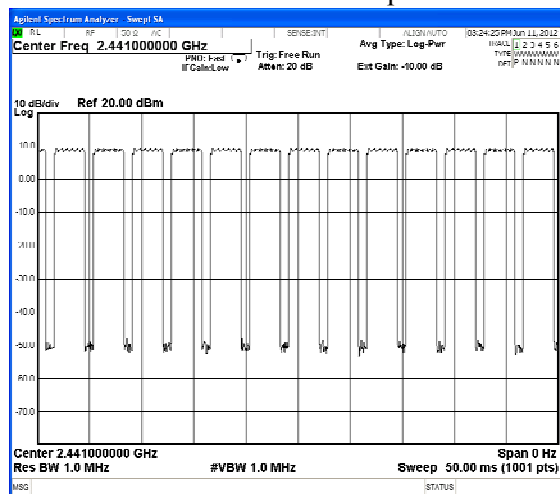
CH 00 Time Interval between hops



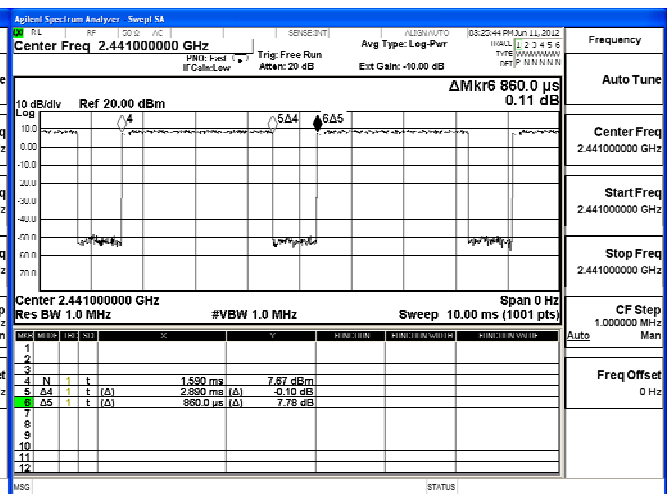
CH 00 Transmission Time



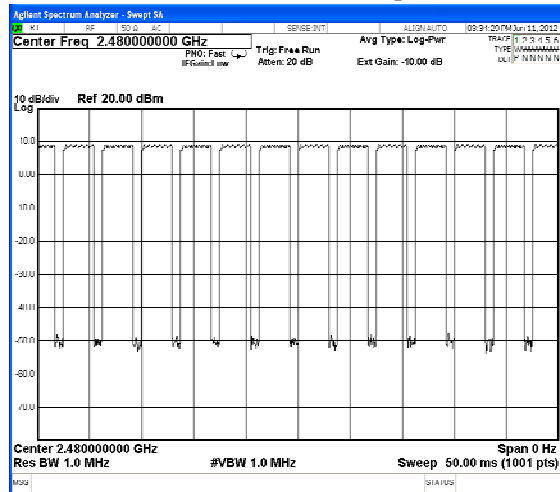
CH39 Time Interval between hops



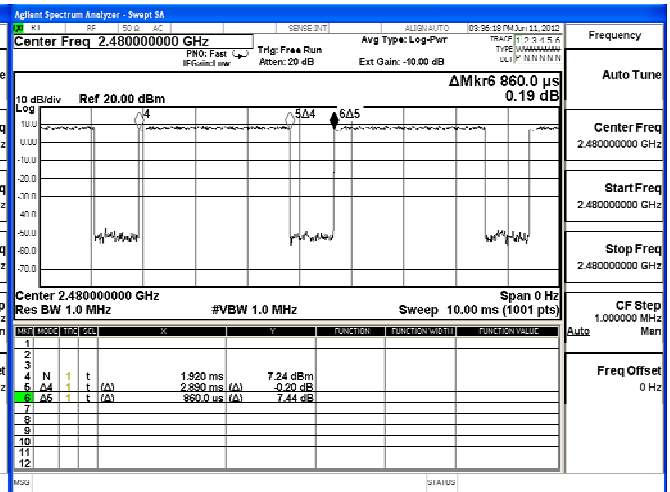
CH 39Transmission Time



## CH 78 Time Interval between hops



## CH 78 Transmission Time



Note:

The dwell times of the packet type of DH1, DH3, and DH5 are tested. Only the worst case is shown on the report.

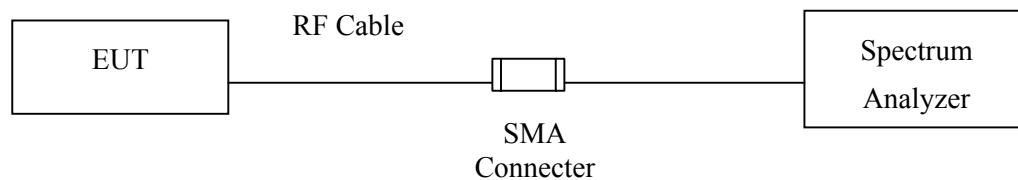
## 10. Occupied Bandwidth (20dB BW)

### 10.1. Test Equipment

	Equipment	Manufacturer	Model No./Serial No.	Last Cal.
	Spectrum Analyzer	R&S	FSP40 / 100170	Jun, 2012
	Spectrum Analyzer	Agilent	E4407B / US39440758	Jun, 2012
X	Spectrum Analyzer	Agilent	N9010A / MY48030495	Apr., 2012

Note: 1. All equipments are calibrated every one year.  
 2. The test instruments marked by "X" are used to measure the final test results.

### 10.2. Test Setup



### 10.3. Limits

N/A

### 10.4. Test Procedure

The EUT was setup to ANSI C63.4, 2003; tested to FHSS test procedure of FCC Public Notice DA 00-705 for compliance to FCC 47CFR 15.247 requirements.

### 10.5. Uncertainty

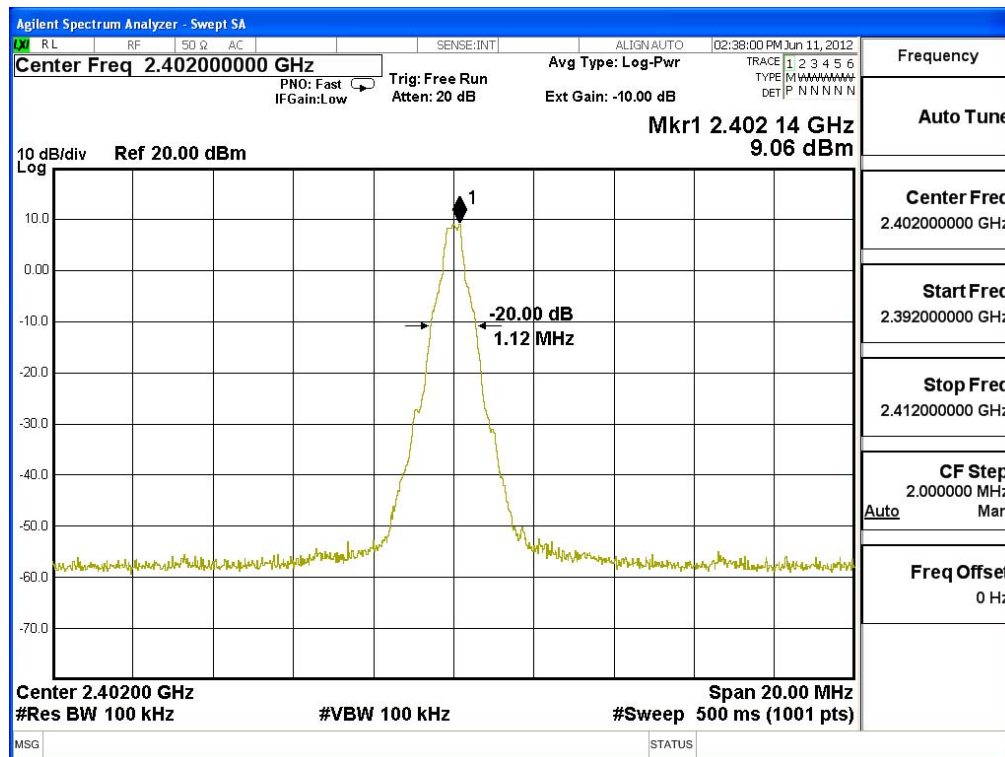
$\pm 150\text{Hz}$

## 10.6. Test Result of Occupied Bandwidth

Product : ASUS Tablet  
 Test Item : Occupied Bandwidth Data  
 Test Site : No.3 OATS  
 Test Mode : Mode 1: Transmit - 1Mbps (GFSK)(2402MHz)

Channel No.	Frequency (MHz)	Measurement Level (kHz)	Required Limit (kHz)	Result
00	2402	1120	--	NA

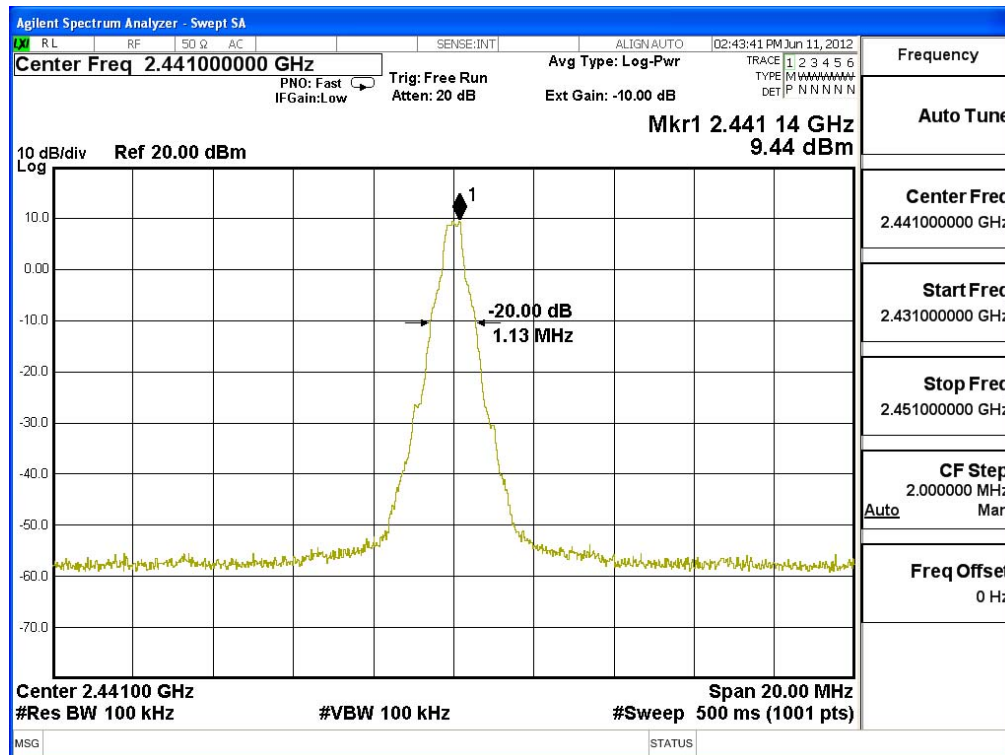
Figure Channel 00:



Product : ASUS Tablet  
 Test Item : Occupied Bandwidth Data  
 Test Site : No.3 OATS  
 Test Mode : Mode 1: Transmit - 1Mbps (GFSK)(2441MHz)

Channel No.	Frequency (MHz)	Measurement Level (kHz)	Required Limit (kHz)	Result
39	2441	1130	--	NA

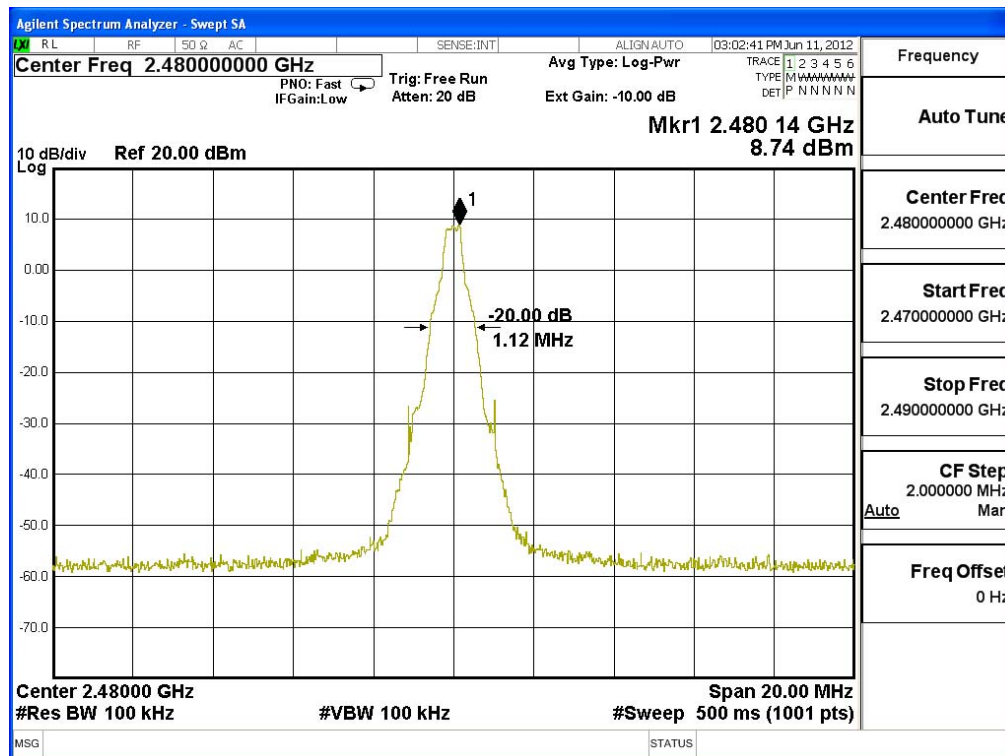
Figure Channel 39:



Product : ASUS Tablet  
 Test Item : Occupied Bandwidth Data  
 Test Site : No.3 OATS  
 Test Mode : Mode 1: Transmit - 1Mbps (GFSK)(2480MHz)

Channel No.	Frequency (MHz)	Measurement Level (kHz)	Required Limit (kHz)	Result
78	2480	1120	--	NA

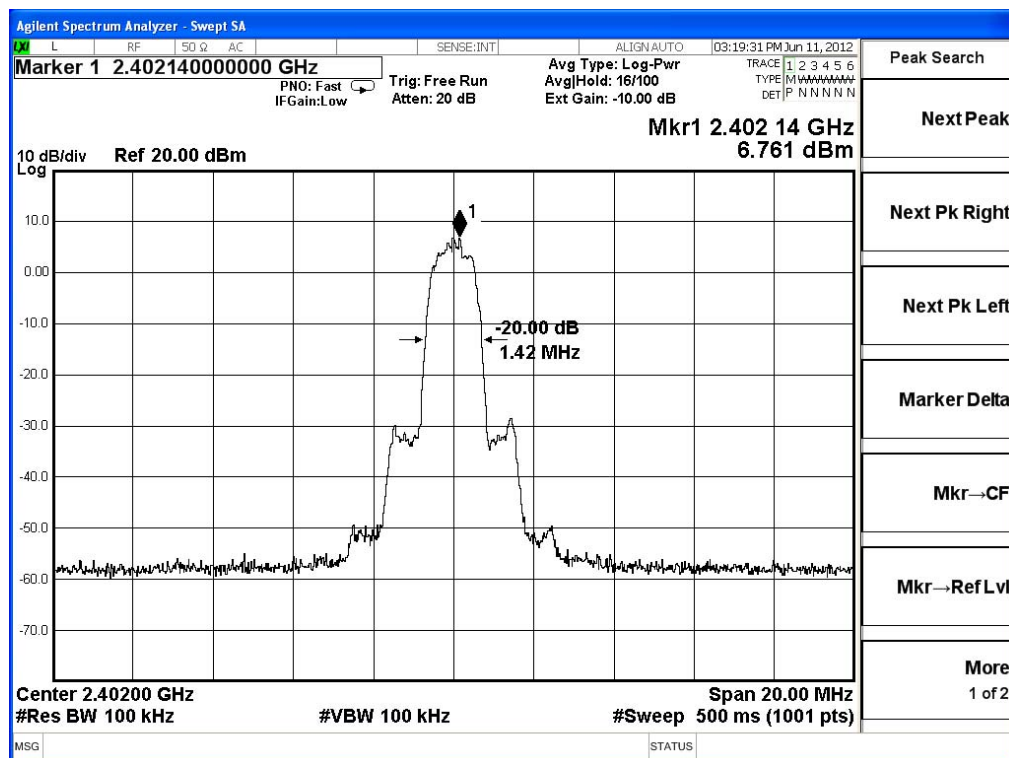
Figure Channel 78:



Product : ASUS Tablet  
 Test Item : Occupied Bandwidth Data  
 Test Site : No.3 OATS  
 Test Mode : Mode 2: Transmit - 3Mbps (8DPSK) (2402MHz)

Channel No.	Frequency (MHz)	Measurement Level (kHz)	Required Limit (kHz)	Result
00	2402	1420	--	NA

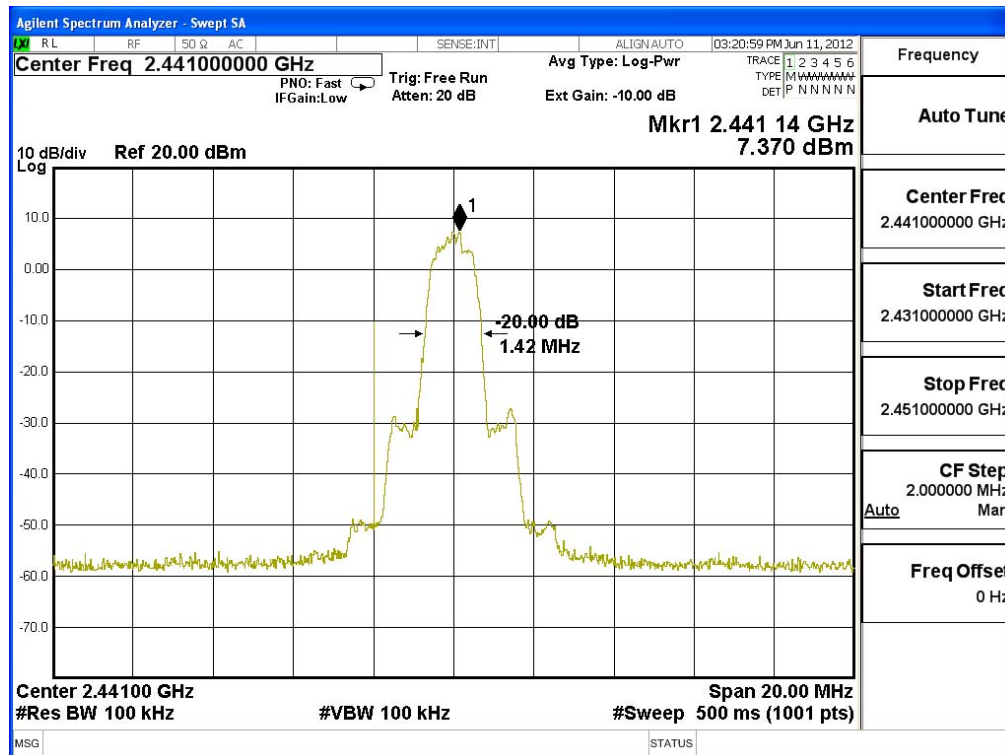
**Figure Channel 00:**



Product : ASUS Tablet  
 Test Item : Occupied Bandwidth Data  
 Test Site : No.3 OATS  
 Test Mode : Mode 2: Transmit - 3Mbps (8DPSK) (2441MHz)

Channel No.	Frequency (MHz)	Measurement Level (kHz)	Required Limit (kHz)	Result
39	2442	1420	--	NA

Figure Channel 39:

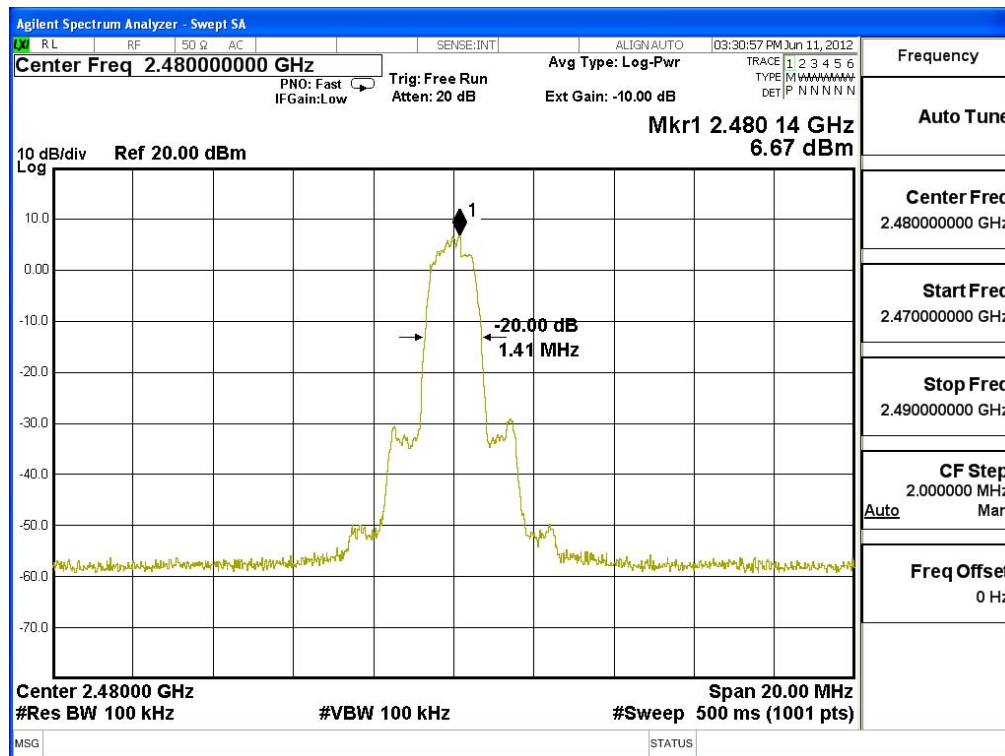




Product : ASUS Tablet  
 Test Item : Occupied Bandwidth Data  
 Test Site : No.3 OATS  
 Test Mode : Mode 2: Transmit - 3Mbps (8DPSK)(2480MHz)

Channel No.	Frequency (MHz)	Measurement Level (kHz)	Required Limit (kHz)	Result
78	2480	1410	--	NA

Figure Channel 78:



## 11. Occupied Bandwidth (6dB BW)

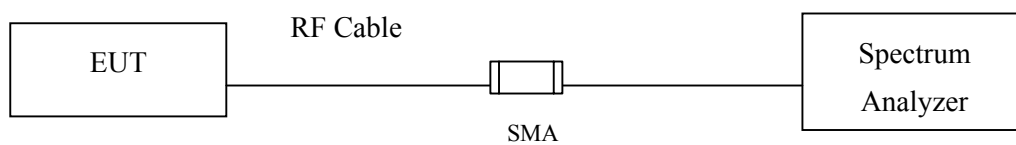
### 11.1. Test Equipment

	Equipment	Manufacturer	Model No./Serial No.	Last Cal.
	Spectrum Analyzer	R&S	FSP40 / 100170	Jun, 2012
	Spectrum Analyzer	Agilent	E4407B / US39440758	Jun, 2012
X	Spectrum Analyzer	Agilent	N9010A / MY48030495	Apr., 2012

Note:

1. All equipments are calibrated with traceable calibrations. Each calibration is traceable to the national or international standards.
2. The test instruments marked with “X” are used to measure the final test results.

### 11.2. Test Setup



### 11.3. Limits

The minimum bandwidth shall be at least 500 kHz.

### 11.4. Test Procedure

The EUT was setup according to ANSI C63.4, 2003; tested according to DTS test procedure of Jan. 2012 KDB558074 for compliance to FCC 47CFR 15.247 requirements.

Set RBW = 1-5% of the emission bandwidth,  $VBW \geq 3 \times RBW$

### 11.5. Uncertainty

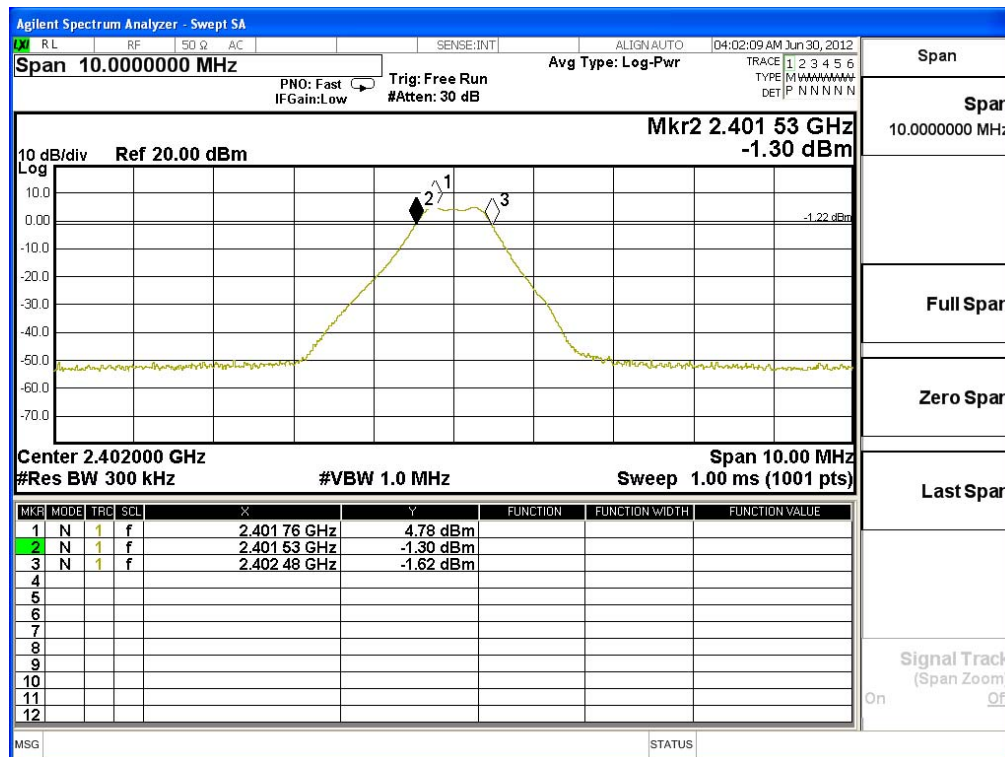
$\pm 150\text{Hz}$

## 11.6. Test Result of Occupied Bandwidth

Product : ASUS Tablet  
 Test Item : Occupied Bandwidth Data  
 Test Site : No.3 OATS  
 Test Mode : Mode 3: Transmit - BLE (GFSK) (2402MHz)

Channel No.	Frequency (MHz)	Measurement Level (kHz)	Required Limit (kHz)	Result
00	2402	950	>500	Pass

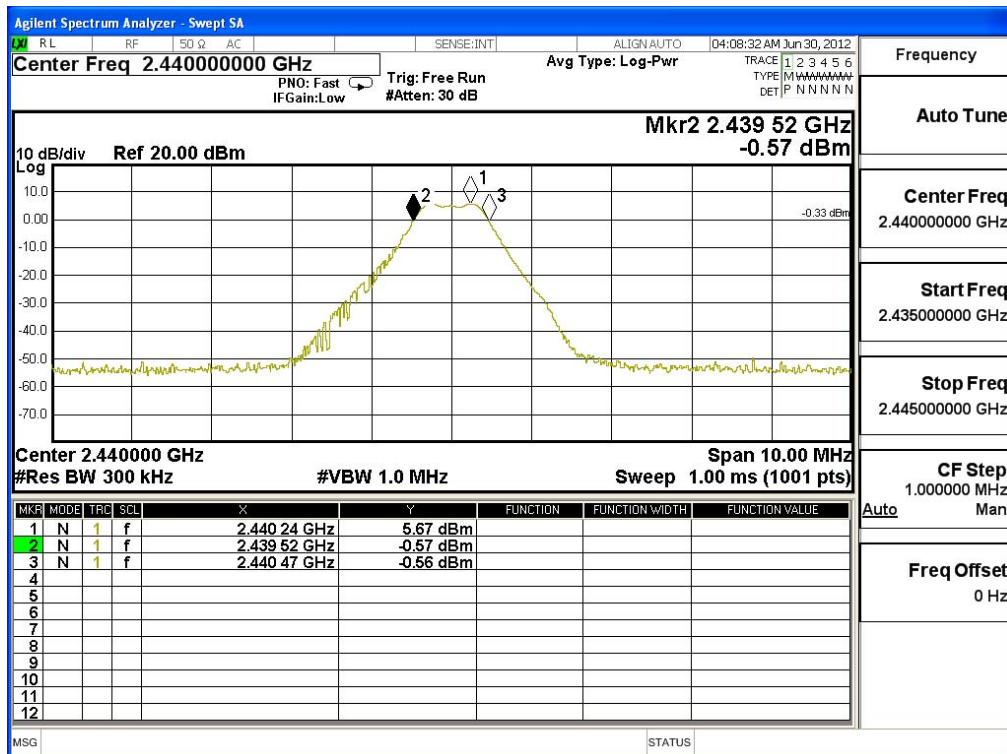
**Figure Channel 00:**



Product : ASUS Tablet  
 Test Item : Occupied Bandwidth Data  
 Test Site : No.3 OATS  
 Test Mode : Mode 3: Transmit - BLE (GFSK) (2440MHz)

Channel No.	Frequency (MHz)	Measurement Level (kHz)	Required Limit (kHz)	Result
19	2440	950	>500	Pass

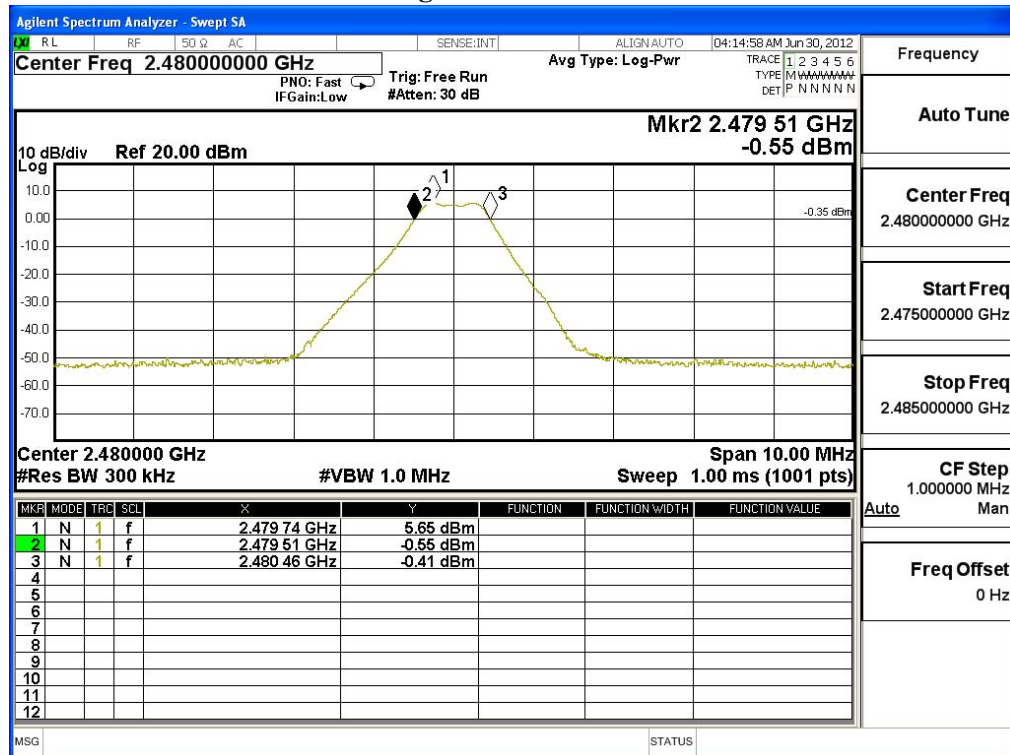
Figure Channel 19:



Product : ASUS Tablet  
 Test Item : Occupied Bandwidth Data  
 Test Site : No.3 OATS  
 Test Mode : Mode 3: Transmit - BLE (GFSK) (2480MHz)

Channel No.	Frequency (MHz)	Measurement Level (kHz)	Required Limit (kHz)	Result
39	2480	950	>500	Pass

Figure Channel 39:



## 12. Power Density

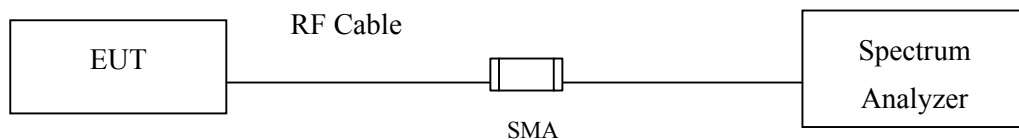
### 12.1. Test Equipment

	Equipment	Manufacturer	Model No./Serial No.	Last Cal.
	Spectrum Analyzer	R&S	FSP40 / 100170	Jun, 2012
	Spectrum Analyzer	Agilent	E4407B / US39440758	Jun, 2012
X	Spectrum Analyzer	Agilent	N9010A / MY48030495	Apr., 2012

Note:

1. All equipments are calibrated with traceable calibrations. Each calibration is traceable to the national or international standards.
2. The test instruments marked with "X" are used to measure the final test results.

### 12.2. Test Setup



### 12.3. Limits

The transmitted power density averaged over any 1 second interval shall not be greater +8dBm in any 3kHz bandwidth.

### 12.4. Test Procedure

The EUT was setup according to ANSI C63.4, 2003; tested according to DTS test procedure of Jan. 2012 KDB558074 for compliance to FCC 47CFR 15.247 requirements.

Set RBW= 100 kHz, VBW $\geq$ 300KHz, SPAN to 5-30 % greater than the EBW,

Scale the observed power level to an equivalent value in 3 kHz by adjusting (reducing) the measured power by a bandwidth correction factor (BWCF) where  $BWCF = 10\log(3\text{ kHz}/100\text{ kHz}) = -15.2\text{ dB}$ .

### 12.5. Uncertainty

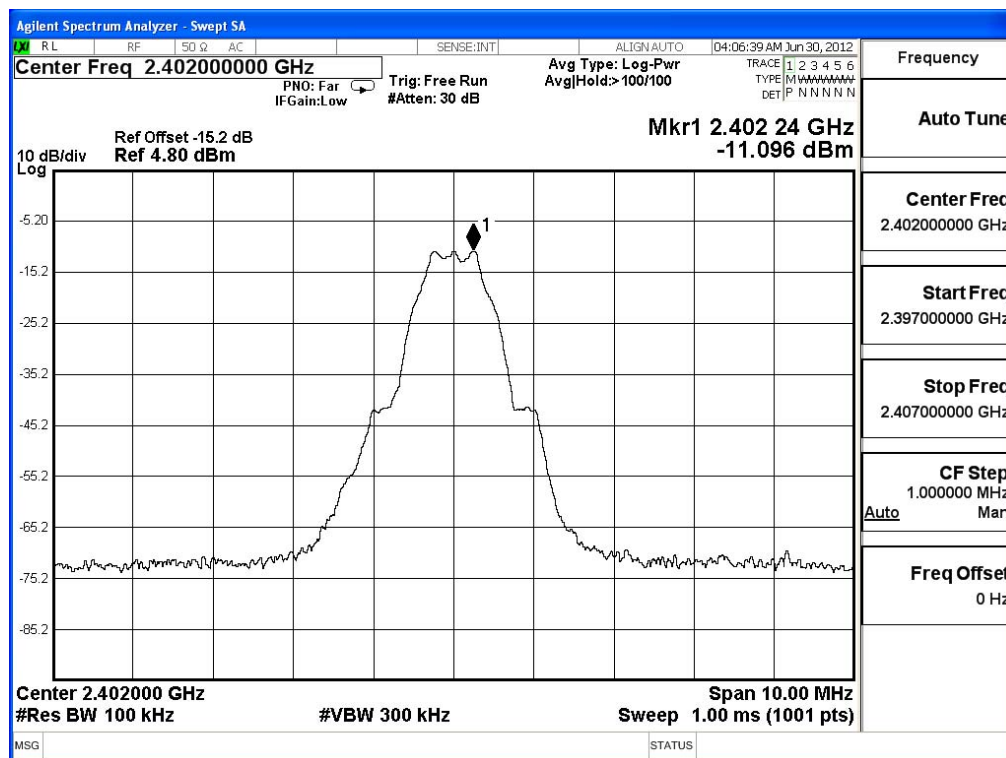
$\pm 1.27\text{ dB}$

## 12.6. Test Result of Power Density

Product : ASUS Tablet  
 Test Item : Power Density Data  
 Test Site : No.3 OATS  
 Test Mode : Mode 3: Transmit - BLE (GFSK) (2402MHz)

Channel No.	Frequency (MHz)	Measure Level (dBm)	Limit (dBm)	Result
00	2402	-11.096	< 8dBm	Pass

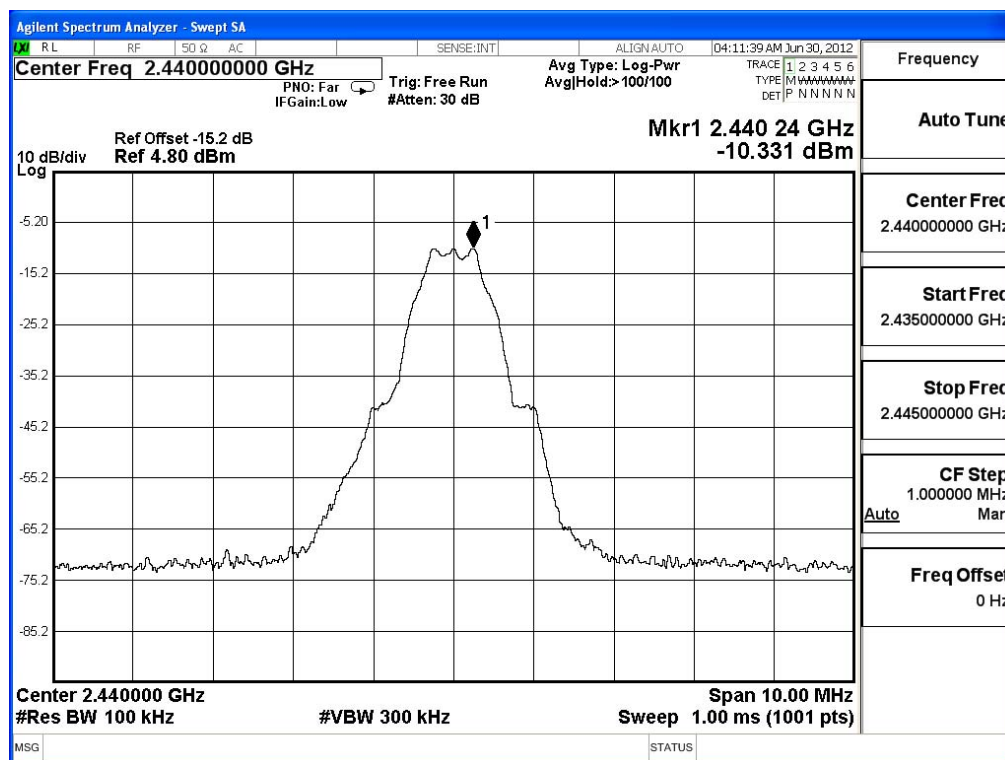
Figure Channel 00:



Product : ASUS Tablet  
 Test Item : Power Density Data  
 Test Site : No.3OATS  
 Test Mode : Mode 3: Transmit - BLE (GFSK) (2440MHz)

Channel No.	Frequency (MHz)	Measurement Level (dBm)	Required Limit (dBm)	Result
19	2440	-10.331	< 8dBm	Pass

**Figure Channel 19:**

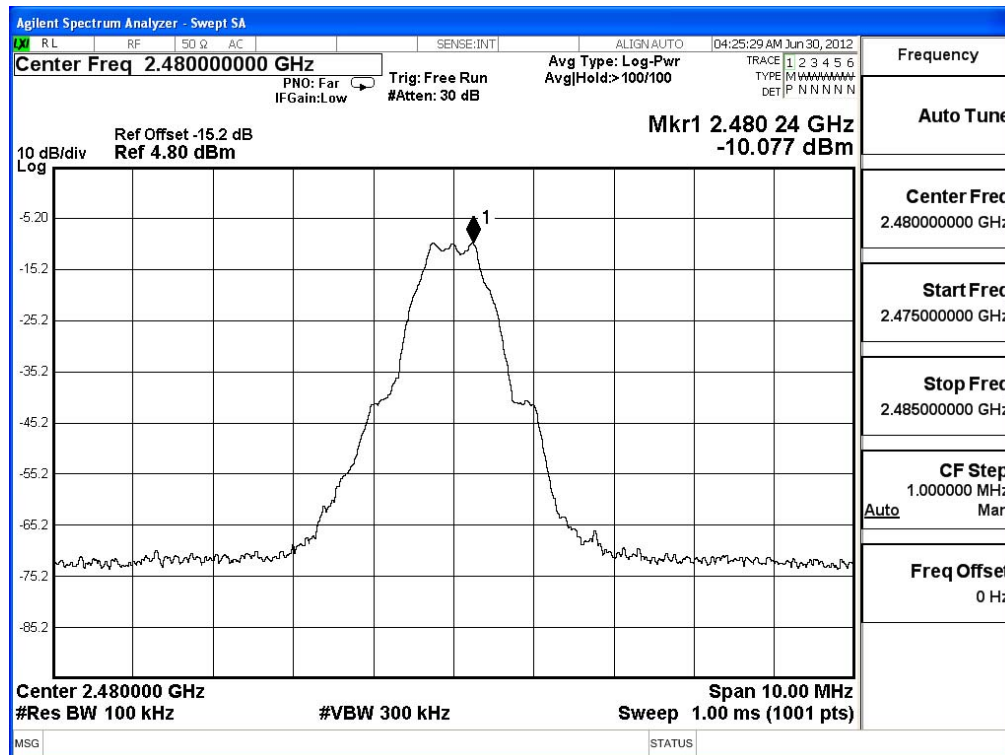




Product : ASUS Tablet  
 Test Item : Power Density Data  
 Test Site : No.3 OATS  
 Test Mode : Mode 3: Transmit - BLE (GFSK) (2480MHz)

Channel No.	Frequency (MHz)	Measurement Level (dBm)	Required Limit (dBm)	Result
39	2480	-10.077	< 8dBm	Pass

Figure Channel 39:



### **13. EMI Reduction Method During Compliance Testing**

No modification was made during testing.

## Attachment 1: EUT Test Photographs

## Attachment 2: EUT Detailed Photographs