

Eee PC

(ID: MSQT101NE785)

Test Photograph of CE&RE

Test Mode: Transmitting

Description: Front View of Conducted Emission Test Setup




Test Mode: Transmitting

Description: Back View of Conducted Emission Test Setup



Test Mode : Transmitting

Description : Front View of Radiated Emission Test Setup for Below 1GHz




Test Mode : Transmitting

Description : Front View of Radiated Emission Test Setup for Above 1GHz



Test Mode : Transmitting

Description : Front View of Radiated Emission Test Setup for Above 18GHz



SAR Test setup

Appendix C. Test Setup Photographs & EUT Photographs
Test Setup Photographs


EUT Top



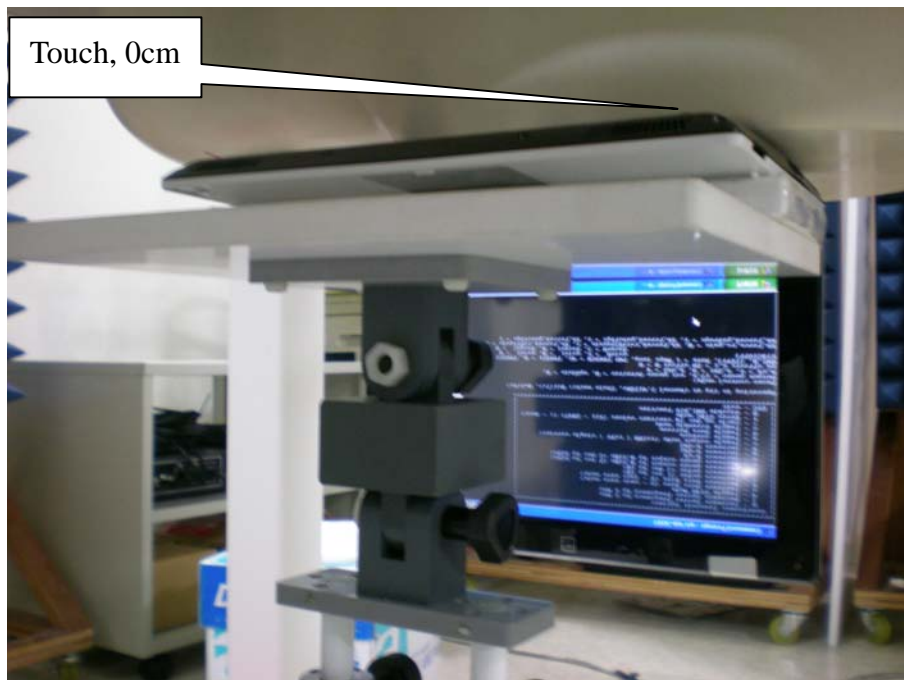
EUT Side



EUT Back



EUT Bottom



Note: The positions used in the measurements were according to IEEE 1528-2003.