

Eee PC

(ID: MSQT101NE762)

Test Photograph of CE&RE

Test Mode: Transmitting


Description: Front View of Conducted Emission Test Setup



Description: Back View of Conducted Emission Test Setup




Description : Front View of Radiated Emission Test Setup for Below 1GHz




Test Mode : Transmitting

Description : Front View of Radiated Emission Test Setup for 1~18GHz



Test Mode : Transmitting

Description : Front View of Radiated Emission Test Setup for Above 18GHz




SAR Test setup


Appendix C. Test Setup Photographs & EUT Photographs

Test Setup Photographs


EUT Top




EUT Side



EUT Back



EUT Bottom



Note: The positions used in the measurements were according to IEEE 1528-2003.