ASUS **Tablet**

IN SEARCH OF INCREDIBLE

User Guide

E11431

First Edition / June 2016

Charging your device

Ensure to fully charge your ASUS Tablet before using it i
mode for extended periods. Remember that the power a
charges your ASUS Tablet as long as it is plugged into an
power source. Be aware that it takes much longer to cha
ASUS Tablet when it is in use.

IMPORTANT! Do not leave the ASUS Tablet connected t
power supply once it is fully charged. ASUS Tablet is not
to be left connected to the power supply for extended p
time.

Airplane precautions

Contact your airline provider to learn about related in-fli
services that can be used and restrictions that must be f
when using your ASUS Tablet in-flight.

IMPORTANT! You can send your ASUS Tablet through x-
machines (used on items placed on conveyor belts), but
expose them to magnetic detectors and wands.

Safety precautions

This ASUS Tablet should only be used in environments w
ambient temperatures between 0°C to 35°C (32°F to 95°

Long time exposure to extremely high or low temperatu
may quickly deplete and shorten the battery life. To ensu
battery's optimal performance, ensure that it is exposed
the recommended environment temperature.

n battery
adapter
AC
rge the

o the
designed
periods of

ght
ollowed

ray
do not

vith
F).

re
ure the
within

Your ASUS Tablet

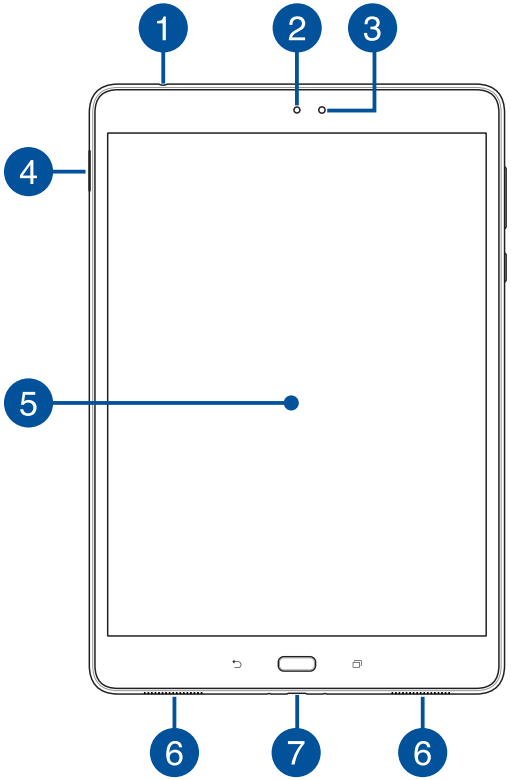

1	Speaker/Headset port
2	Front camera
3	Ambient light sensor
4	MicroSD card tray
5	Touch screen panel
6	Audio speakers

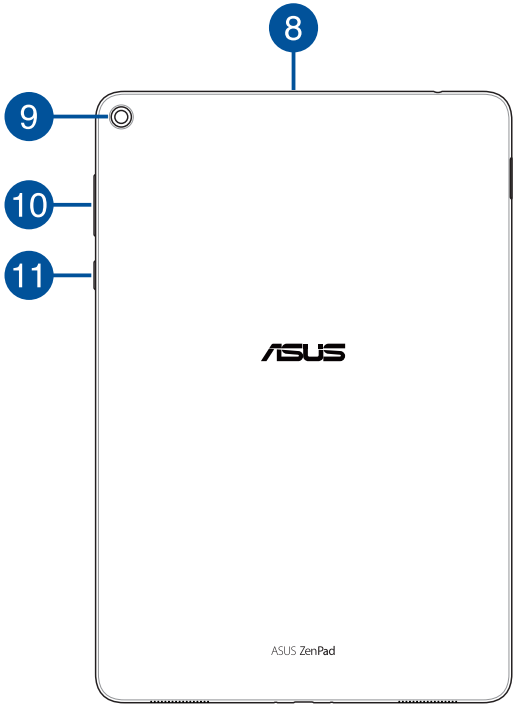

7	USB Type-C port
8	Microphone
9	Rear camera
10	Volume button
11	Power button

Removing

To remove the

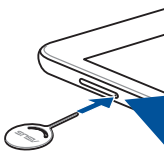

Installing

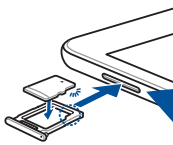

NOTE: Th
card form

the MicroSD card tray

tray, insert the pin into the hole beside the tray.

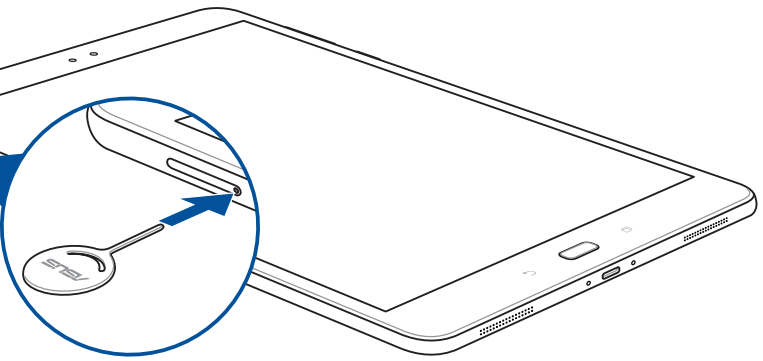

a microSD card

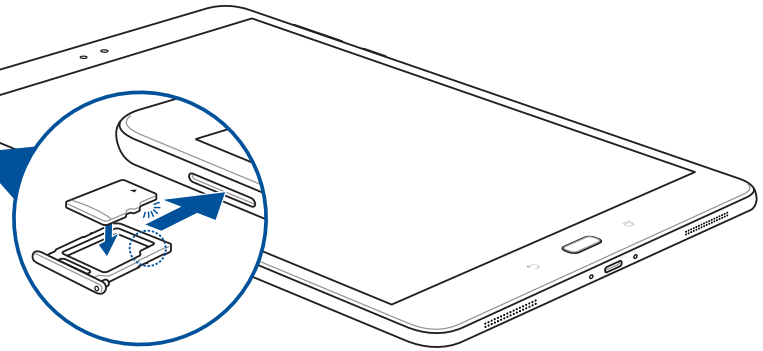

---

he memory card slot supports microSD and microSDXC
mats.

Charging your ASUS Tablet

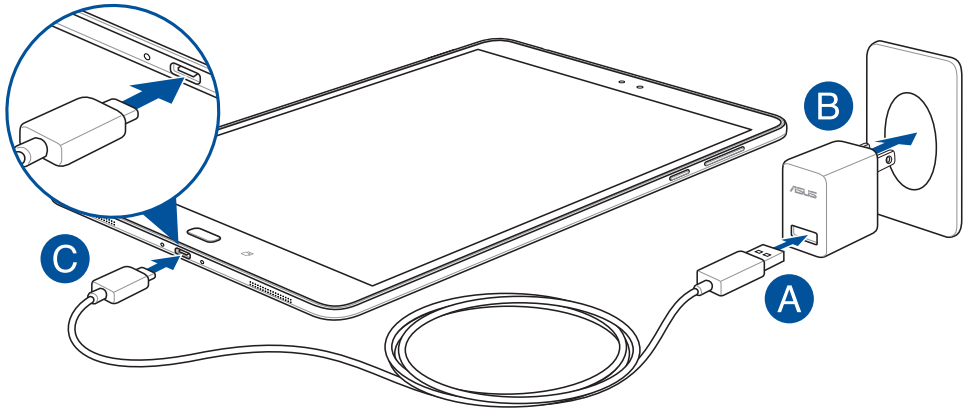

To charge your Tablet:

- Ⓐ Connect the USB Type-C cable to the AC power adapter.
- Ⓑ Plug the AC power adapter to a grounded power outlet.
- Ⓒ Connect the USB Type-C cable to your ASUS Tablet.

Charge your ASUS Tablet for eight (8) hours before using it in battery mode for the first time.

IMPORTANT!

- Use only the bundled power adapter and USB Type-C cable to charge your ASUS Tablet. Using a different power adapter may damage your ASUS Tablet.
- Peel the protective film off from the power adapter and USB Type-C cable before charging the ASUS Tablet to prevent risk or injury.
- Ensure that you plug the power adapter to the correct power outlet with the correct input rating. The output voltage of this adapter is DC 5V, 2A.
- When using your ASUS Tablet while plugged-in to a power outlet, the grounded power outlet must be near the unit and easily accessible.
- Do not use or expose your ASUS Tablet near liquids, rain, or moisture.
- Do not use your ASUS Tablet near heating equipment or in places where there is likelihood of high temperature.
- Keep your ASUS Tablet away from sharp objects.
- Do not place objects on top of your ASUS Tablet.

NOTE:

- Your ASUS Tablet can be charged via the USB port on the computer only when it is in sleep mode (screen off) or turned off.
- Charging through the USB port of a computer may take longer time to complete.
- If your computer does not provide enough power for charging your ASUS Tablet, charge your ASUS Tablet via the grounded power outlet instead.

Appendices

Federal Communications Commission Statement

This device complies with FCC Rules Part 15. Operation is subject to the following two conditions:

- This device may not cause harmful interference.
- This device must accept any interference received, including interference that may cause undesired operation.

This equipment has been tested and found to comply with the limits for a class B digital device, pursuant to Part 15 of the Federal Communications Commission (FCC) rules. These limits are designed to provide reasonable protection against harmful interference in a residential installation. This equipment generates uses, and can radiate radio frequency energy and, if not installed and used in accordance with the instructions, may cause harmful interference to radio communications. However, there is no guarantee that interference will not occur in a particular installation. If this equipment causes harmful interference to radio or television reception, which can be determined by turning the equipment off and on, the user is encouraged to try to correct the interference by doing one or more of the following measures:

- Reorient or relocate the receiving antenna.
- Increase the separation between the equipment and receiver.
- Connect the equipment into an outlet on a circuit different from that to which the receiver is connected.
- Consult the dealer or an experienced radio/TV technician for help.

Changes or modifications not expressly approved by the party responsible for compliance could void the user's authority to operate the equipment.
The antenna(s) used for this transmitter must not be co-located or operating in conjunction with any other antenna or transmitter.

For FCC and IC e-labelling information, please go to **Settings** > **About** > **Regulatory information**.

RF Exposure Information (SAR)

This device meets the government's requirements for exposure to radio waves. This device is designed and manufactured not to exceed the emission limits for exposure to radio frequency (RF) energy set by the Federal Communications Commission of the U.S. Government.

The exposure standard employs a unit of measurement known as the Specific Absorption Rate, or SAR. The SAR limit set by the FCC is 1.6 W/kg. Tests for SAR are conducted using standard operating positions accepted by the FCC with the EUT transmitting at the specified power level in different channels.

The highest SAR value for the device as reported to the FCC is 1.01 W/kg when placed next to the body.

The FCC has granted an Equipment Authorization for this device with all reported SAR levels evaluated as in compliance with the FCC RF exposure guidelines. SAR information on this device is on file with the FCC and can be found at www.fcc.gov/general/fcc-id-search-page after searching on FCC ID: MSQP027.

ZenTalk Fans Forum

www.asus.com/zentalk/global_forward.php

www.asus.com/support/

15060-78400000

Canada, Industry Canada (IC) Notices

This Class B digital apparatus complies with Canadian ICES-003.

This device complies with Industry Canada license-exempt RSS standard(s).

This device and its antenna(s) must not be co-located or operating in conjunction with any other antenna or transmitter, except tested built-in radios.

Operation is subject to the following two conditions: (1) this device may not cause interference, and (2) this device must accept any interference, including interference that may cause undesired operation of the device. The IC ID for this device is 3568A-P027.

This device complies with Industry Canada's RSS-310. Operation is subject to the condition that this device must not cause harmful interference and must accept any interference, including interference that may cause undesired operation of the device.

For FCC and IC e-labelling information, please go to **Settings** > **About** > **Regulatory information**.

Radio Frequency (RF) Exposure Information

The radiated output power of the Wireless Device is below the Industry Canada (IC) radio frequency exposure limits. The Wireless Device should be used in such a manner such that the potential for human contact during normal operation is minimized. This device has been evaluated for and shown compliant with the IC Specific Absorption Rate ("SAR") limits when installed in specific host products operated in portable exposure conditions.

Canada's REL (Radio Equipment List) can be found at the following web address:
http://www.ic.gc.ca/app/sitt/reltel/srch/nwRdSrch.do?lang=eng

Additional Canadian information on RF exposure also can be found at the following web address:
http://www.ic.gc.ca/eic/site/smt-gst.nsf/eng/sf08792.html

Canada, avis d'Industrie Canada (IC)

Cet appareil numérique de classe B est conforme aux normes canadiennes ICES-003.

Le présent appareil est conforme aux CNR d'Industrie Canada applicables aux appareils radio exempts de licence. L'opération est soumise à la condition que cet appareil ne provoque aucune interférence nuisible.

Cet appareil et son antenne ne doivent pas être situés ou fonctionner en conjonction avec une autre antenne ou un autre émetteur, exception faites des radios intégrées qui ont été testées.

La fonction de sélection de l'indicatif du pays est désactivée pour les produits commercialisés aux États-Unis et au Canada.

Son fonctionnement est soumis aux deux conditions suivantes: (1) cet appareil ne doit pas causer d'interférence et (2) cet appareil doit accepter toute interférence, notamment les interférences qui peuvent affecter son fonctionnement. L'identifiant IC de cet appareil est 3568A-P027.

Pour les informations d'étiquette électrique de FCC et IC, s'il vous plaît aller à **Paramètres** > **À propos** > **infos réglementaires**.

Cet appareil est conforme à la norme RSS-310 d'Industrie Canada. L'opération est soumise à la condition que ce dispositif ne doit pas causer d'interférences nuisibles et doit accepter toute interférence, y compris les interférences qui peuvent causer un mauvais fonctionnement de l'appareil.

Informations concernant l'exposition aux fréquences radio (RF)

La puissance de sortie émise par cet appareil sans fil est inférieure à la limite d'expositio
radio d'Industrie Canada (IC). tilisez l'appareil sans fil de façon à minimiser les contacts
fonctionnement normal. Ce périphérique a été évalué et démontré conforme aux limit
Absorption Rate – Taux d'absorption spécifique) d'IC lorsqu'il est installé dans des prod
particuliers qui fonctionnent dans des conditions d'exposition à des appareils portable
est homologué pour l'utilisation au Canada. Pour consulter l'entrée correspondant à l'a
d'équipement radio (REL - Radio Equipment List) d'Industrie Canada rendez-vous sur:
http://www.ic.gc.ca/app/sitt/reltel/srch/nwRdSrch.do?lang=eng

Pour des informations supplémentaires concernant l'exposition aux RF au Canada rend
http://www.ic.gc.ca/eic/site/smt-gst.nsf/eng/sf08792.html

IC Warning Statement

The device could automatically discontinue transmission in case of absence of informa
or operational failure. Note that this is not intended to prohibit transmission of control
information or the use of repetitive codes where required by the technology.

The Country Code Selection feature is disabled for products marketed in the US/Canad
available in the USA/Canada markets, only channel 1-11 can be operated. Selection of
not possible.

This EUT is compliance with SAR for general population/uncontrolled exposure limits
had been tested in accordance with the measurement methods and procedures specif

Caution:

(i) the device for operation in the band 5150-5250 MHz is only for indoor use to reduce
harmful interference to co-channel mobile satellite systems;

(ii) the maximum antenna gain permitted for devices in the bands 5250-5350 MHz and
shall comply with the e.i.r.p. limit; and

(iii) the maximum antenna gain permitted for devices in the band 5725-5825 MHz shal
e.i.r.p. limits specified for point-to-point and non point-to-point operation as appropria

(iv) the worst-case tilt angle(s) necessary to remain compliant with the e.i.r.p elevation
set forth in Section 6.2.2(3) shall be clearly indicated.

(v) Users should also be advised that high-power radars are allocated as primary users
of the bands 5250-5350 MHz and 5650-5850 MHz and that these radars could cause int
damage to LE-LAN devices.

Avertissement

Le guide d'utilisation des dispositifs pour réseaux locaux doit inclure des instructions p
restrictions susmentionnées, notamment:

(i) les dispositifs fonctionnant dans la bande 5150-5250 MHz sont réservés uniquement
utilisation à l'intérieur afin de réduire les risques de brouillage préjudiciable aux systèm
mobiles utilisant les mêmes canaux;

on aux fréquences
humains lors du
es SAR (Specific
uits hôtes
s.Ce périphérique
ppareil dans la liste

lez-vous sur:

tion to transmit,
or signaling

a. For product
other channels is

n IC RSS-102 and
ied in IEEE 1528.

the potential for

5470-5725 MHz

l comply with the
te.

mask requirement

(i.e. priority users)
terference and/or

récises sur les

t pour une
nes de satellites

(ii) le gain maximal d'antenne permis pour les dispositifs utilisant les bandes 5250-5350 MHz et 5470-5725 MHz doit se conformer à la limite de p.i.r.e.;

(iii) le gain maximal d'antenne permis (pour les dispositifs utilisant la bande 5725-5825 MHz) doit se conformer à la limite de p.i.r.e. spécifiée pour l'exploitation point à point et non point à point, selon le cas.

(iv) les pires angles d'inclinaison nécessaires pour rester conforme à l'exigence de la p.i.r.e. applicable au masque d'élévation, et énoncée à la section 6.2.2 3), doivent être clairement indiqués.

(v) De plus, les utilisateurs devraient aussi être avisés que les utilisateurs de radars de haute puissance sont désignés utilisateurs principaux (c.-à-d., qu'ils ont la priorité) pour les bandes 5250-5350 MHz et 5650-5850 MHz et que ces radars pourraient causer du brouillage et/ou des dommages aux dispositifs LAN-EL.

CE Mark Warning

CE marking for devices with wireless LAN/Bluetooth

This equipment complies with the requirements of Directive 1999/5/EC of the European Parliament and Commission from 9 March, 1999 governing Radio and Telecommunications Equipment and recognition of conformity.

The highest CE SAR value for the device is 0.209 W/Kg.

This equipment may be operated in:

AT	BE	BG	CH	CY	CZ	DE	DK
EE	ES	FI	FR	GB	GR	HU	IE
IT	IS	LI	LT	LU	LV	MT	NL
NO	PL	PT	RO	SE	SI	SK	TR

RF Exposure information (SAR) - CE

This device meets the EU requirements (1999/5/EC) on the limitation of exposure of the general public to electromagnetic fields by way of health protection.

The limits are part of extensive recommendations for the protection of the general public. These recommendations have been developed and checked by independent scientific organizations through regular and thorough evaluations of scientific studies. The unit of measurement for the European Council's recommended limit for mobile devices is the "Specific Absorption Rate" (SAR), and the SAR limit is 2.0 W/Kg averaged over 10 gram of body tissue. It meets the requirements of the International Commission on Non-Ionizing Radiation Protection (ICNIRP).

For next-to-body operation, this device has been tested and meets the ICNRP exposure guidelines and the European Standard EN 50566 and EN 62209-2. SAR is measured with the device at a separation of 0 cm to the body while transmitting at the highest certified output power level in all frequency bands of the mobile device.

A minimum separation distance of 0 cm
including the antenna during body-worn
Europe.

Prevention of Hearing Loss

To prevent possible hearing damage, do

A plei
du ba
l'oreil

For France, headphones/earphones for th
requirement laid down in the applicable
French Article L.5232-1.

Limitation of Liability

Circumstances may arise where because
recover damages from ASUS. In each suc
claim damages from ASUS, ASUS is liable
and damage to real property and tangibl
resulted from omission or failure of perfo
listed contract price of each product.

ASUS will only be responsible for or inde
infringement under this Warranty Statem

This limit also applies to ASUS' suppliers a
and your reseller are collectively respons

UNDER NO CIRCUMSTANCES IS ASUS LIA
AGAINST YOU FOR DAMAGES; (2) LOSS O
INCIDENTAL, OR INDIRECT DAMAGES OR
LOST PROFITS OR SAVINGS), EVEN IF ASU
POSSIBILITY.

must be maintained between the user’s body and the device,
operation to comply with the RF exposure requirements in

not listen at high volume levels for long periods.

ne puissance, l'écoute prolongée
ladeur peut endommager
le de l’utilisateur.

his device are compliant with the sound pressure level
EN 50332-1:2013 and/or EN50332-2:2013 standard required by

of a default on ASUS’ part or other liability, you are entitled to
h instance, regardless of the basis on which you are entitled to
for no more than damages for bodily injury (including death)
le personal property; or any other actual and direct damages
orming legal duties under this Warranty Statement, up to the

mnify you for loss, damages or claims based in contract, tort or
ent.

and its reseller. It is the maximum for which ASUS, its suppliers,
ible.

BLE FOR ANY OF THE FOLLOWING: (1) THIRD-PARTY CLAIMS
F, OR DAMAGE TO, YOUR RECORDS OR DATA; OR (3) SPECIAL,
FOR ANY ECONOMIC CONSEQUENTIAL DAMAGES (INCLUDING
S, ITS SUPPLIERS OR YOUR RESELLER IS INFORMED OF THEIR

Green ASUS notice

ASUS is devoted to creating environment-friendly products and packaging to safeguard consumers’ health while minimizing the impact on the environment. The reduction of the number of the manual pages complies with the reduction of carbon emission.

For the detailed user manual and related information, refer to the user manual included in the ASUS Tablet or visit the ASUS Support Site at https://www.asus.com/support/.

Proper disposal

Risk of explosion if battery is replaced by an incorrect type. Dispose of used batteries according to the instructions.

La batterie présente un risque d’incendie si celle-ci est remplacée par une batterie de type incorrect. La batterie doit être recyclée de façon appropriée.

DO NOT throw the battery in municipal waste. The symbol of the crossed out wheeled bin indicates that the battery should not be placed in municipal waste.

DO NOT throw the ASUS Tablet in municipal waste. This product has been designed to enable proper reuse of parts and recycling. The symbol of the crossed out wheeled bin indicates that the product (electrical, electronic equipment and mercury-containing button cell battery) should not be placed in municipal waste. Check local regulations for disposal of electronic products.

DO NOT throw the ASUS Tablet in fire. DO NOT short circuit the contacts. DO NOT disassemble the ASUS Tablet.

Battery safety information

1. Do not disassemble or open, crush, bend, or deform, puncture, or shred.
2. Do not modify or remanufacture, attempt to insert foreign objects into the battery, immerse, or expose to water or other liquids, expose to fire, explosion or other hazard.
3. Only use the battery with a charging system that has been qualified with the system per CTIA Certification Requirements for Battery System Compliance to IEEE 1725. Use of an unqualified battery or charger may present a risk of fire, explosion, leakage, or other hazard.
4. Promptly dispose of used batteries in accordance with local regulations.
5. Avoid dropping the phone or battery. If the phone or battery is dropped, especially on a hard surface, and the user suspects damage, take it to a service center for inspection.
6. Improper battery use may result on a fire, explosion, or other hand.
7. For those host devices that utilize a USB port as a charging source, the host device's user manual shall include a statement that the phone shall only be connected to CTIA-certified adapters, products that bear the USB-IF logo or products that have completed the USB-IF compliance program.

Rechargeable Battery Recycling Service in North America

For US and Canada customers, you can call 1-800-822-8837 (toll-free) for recycling information of your ASUS products' rechargeable batteries.

ASUS Recycling/Takeback Services

ASUS recycling and takeback programs come from our commitment to the highest standards for protecting our environment. We believe in providing solutions for you to be able to responsibly recycle our products, batteries, other components as well as the packaging materials. Please go to http://csr.asus.com/english/Takeback.htm for detailed recycling information in different regions.

Coating notice

IMPORTANT! To provide electrical insulation and maintain electrical safety, a coating is applied to insulate the device except on the areas where the I/O ports are located.

Regional notice for California

WARNING! This product may contain chemicals known to the State of California to cause cancer, birth defects or other reproductive harm. Wash hands after handling.

EC Declaration of Conformity

This product is compliant with the regulations of the R&TTE Directive 1999/5/EC. The Declaration of Conformity can be downloaded from https://www.asus.com/support/.

Power Safety Requirement

Products with electrical current ratings up to 6A and weighing more than 3Kg must use approved power cords greater than or equal to: H05VV-F, 3G, 0.75 mm^2 or H05VV-F, 2G, 0.75 mm^2.

Copyright Information

No part of this manual, including the products and software described in it, may be reproduced, transmitted, transcribed, stored in a retrieval system, or translate into any language in any form or by any means, except documentation kept by the purchaser for backup purposes, without the express written permission of ASUSTeK COMPUTER INC. ("ASUS").

ASUS and ASUS Tablet logo are trademarks of ASUSTek Computer Inc.

Information in this document is subject to change without notice.

Copyright © 2016 ASUSTeK COMPUTER INC. All Rights Reserved.

ASUS ZenPad 10 tablet is certified by ASUS under the name ASUS Pad P027.

Model name: P027 (Z500M)

Manufacturer	ASUSTek COMPUTER INC.
Address, City	4F, No. 150, LI-TE Rd., PEITOU, TAIPEI 112, TAIWAN
Authorized Representative in Europe	ASUS COMPUTER GmbH
Address, City	HARKORT STR. 21-23, 40880 RATINGEN
Country	GERMANY

EU Declaration of Conformity

ASUS
IN SEARCH OF INCREDIBLE

We, the undersigned,

Manufacturer:	ASUSTeK COMPUTER INC.
Address:	4F, No. 150, LI-TE Rd., PEITOU, TAIPEI 112, TAIWAN
Authorized representative in Europe:	ASUS COMPUTER GmbH
Address, City:	HARKORT STR. 21-23, 40880 RATINGEN
Country:	GERMANY

declare the following apparatus:

Product name :	**ASUS Tablet**
Model name :	**P027**

The object of the declaration described above is in conformity with the relevant Union harmonisation legislation:

☒ **EMC – Directive 2004/108/EC (until April 19th, 2016) and Directive 2014/30/EU (from April 20th, 2016)**

☒ EN 55032:2012+AC:2013, Class B
☒ EN 61000-3-2:2014, Class A
☐ EN 55013:2001+A1:2003+A2:2006
☒ EN 55024:2010
☒ EN 61000-3-3:2013
☐ EN 55020:2007+A11:2011

☐ **R&TTE – Directive 1999/5/EC**

☒ EN 300 328 V1.9.1(2015-02)
☒ EN 300 440-1 V1.6.1(2010-08)
☒ EN 300 440-2 V1.4.1(2010-08)
☐ EN 301 511 V9.0.2(2003-03)
☐ EN 301 908-1 V6.2.1(2013-04)
☐ EN 301 908-2 V6.2.1(2013-10)
☐ EN 301 908-13 V6.2.1(2014-02)
☒ EN 301 893 V1.8.1(2015-03)
☒ EN 300 330-1 V1.8.1(2015-03)
☒ EN 300 330-2 V1.6.1(2015-03)
☒ EN 62209-2:2010
☒ EN 62479:2010
☒ EN 301 489-1 V1.9.2(2011-09)
☒ EN 301 489-3 V1.6.1(2013-08)
☐ EN 301 489-4 V2.1.1(2013-12)
☐ EN 301 489-7 V1.3.1(2005-11)
☐ EN 301 489-9 V1.4.1(2007-11)
☒ EN 301 489-17 V2.2.1(2012-09)
☐ EN 301 489-24 V1.5.1(2010-09)
☐ EN 301 357-2 V1.4.1(2008-11)
☐ EN 302 291-2 V1.1.1(2005-07)
☐ EN 302 623 V1.1.1(2009-01)
☒ EN 50566:2013/AC:2014
☐ EN 50385:2002

☒ **LVD – Directive 2006/95/EC (until April 19th, 2016) and Directive 2014/35/EU (from April 20th, 2016)**

☐ EN 60950-1: 2006 / A12: 2011
☒ EN 60950-1: 2006 / A2: 2013
☐ EN 60065:2002 / A12: 2011

☒ **Ecodesign – Directive 2009/125/EC**

☐ Regulation (EC) No. 1275/2008
☐ Regulation (EC) No. 642/2009
☒ Regulation (EC) No. 278/2009
☒ Regulation (EU) No. 617/2013

☒ **RoHS – Directive 2011/65/EU**
☒ **CE marking**
☒ **Equipment Class 2**

Ver. 160217

CE ❗ (EU conformity marking)

	Taipei, Taiwan
Signature	Place of issue
Jerry Shen	**30/6/2016**
Printed Name	Date of issue
CEO	**2016**
Position	Year CE marking was first affixed