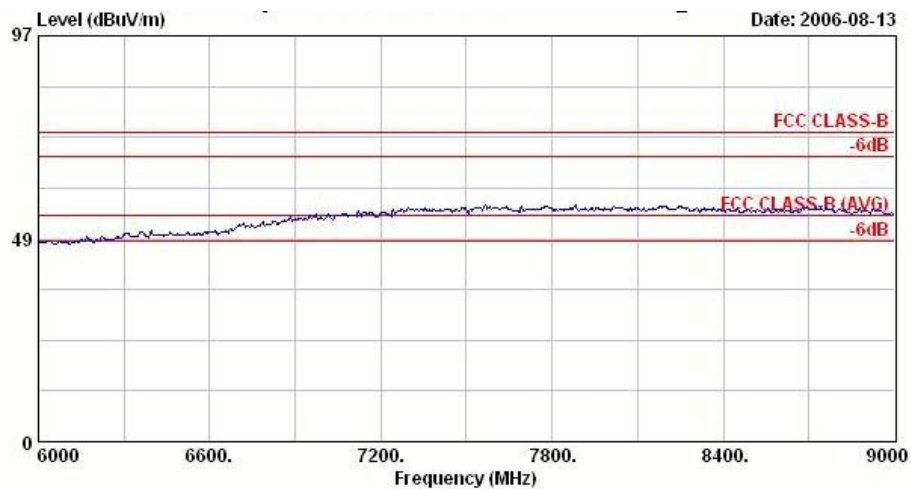
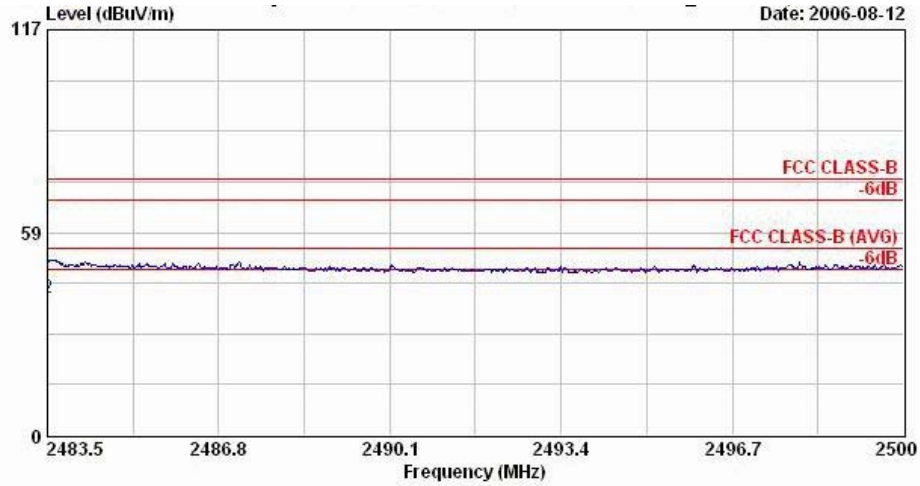


Site : 03CH06-HY
 Condition : HF-ANT-060410 VERTICAL
 EUT : 3G 手機(WLAN+BT)
 Power : 120Vac/60Hz
 Model : FR 681007
 Memo : 11b Tx_CH11,2462MHz
 Plane : E2
 Data Rate : 11

	Freq	Level	Over Limit	Limit Line	ReadAntenna Level	Cable Preamp Factor	Ant Pos	Table Pos	Remark		
	MHz	dBuV/m	dB	dBuV/m	dBuV	dB/m	dB	cm	deg		
1	4924.00	59.32	-14.68	74.00	55.82	33.34	6.36	36.21	200	360	Peak
2 @	4924.00	50.23	-3.77	54.00	46.74	33.34	6.36	36.21	100	167	Average



Site : 03CH06-HY
 Condition : HF-ANT-060410 VERTICAL
 EUT : 3G 手機(WLAN+BT)
 Power : 120Vac/60Hz
 Model : FR 681007
 Memo : 11b Tx_CH11,2462MHz
 Plane : E2
 Data Rate : 11



Site : 03CH06-HY
 Condition : HF-ANT-060410 VERTICAL
 EUT : 3G 手機(WLAN+BT)
 Power : 120Vac/60Hz
 Model : FR 681007
 Memo : 11b Tx_CH11,2462MHz
 Plane : E2
 Data Rate : 11

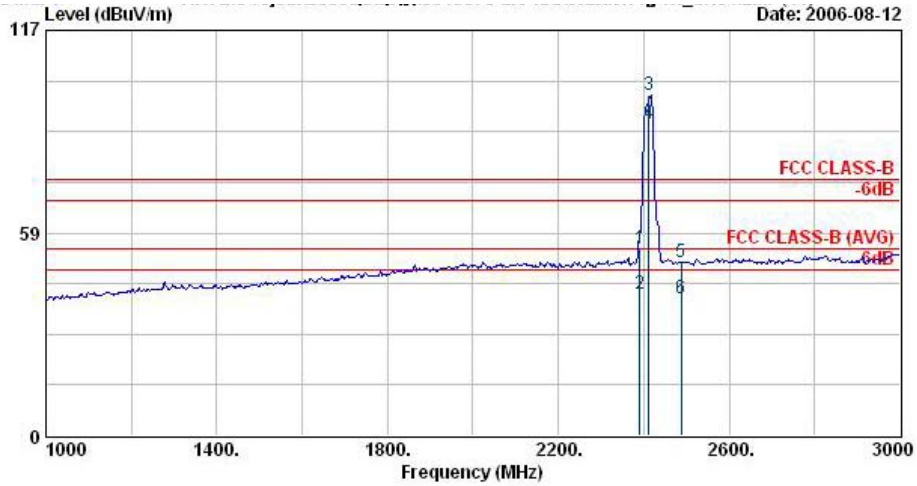
	Freq	Level	Over Limit	Limit Line	Read Antenna Level	Antenna Factor	Cable Loss	Preamp Factor	Ant Pos	Table Pos	Remark
	MHz	dBuV/m	dB	dBuV/m	dBuV	dB/m	dB	dB	cm	deg	
1	2483.50	50.42	-23.58	74.00	51.28	30.29	4.36	35.51	100	0	Peak
2	2483.50	39.60	-14.40	54.00	40.46	30.29	4.36	35.51	106	95	Average

Remark: There is no more obvious spurious emission except the listings above.



- Test Mode : Mode 4
- Polarization : Horizontal

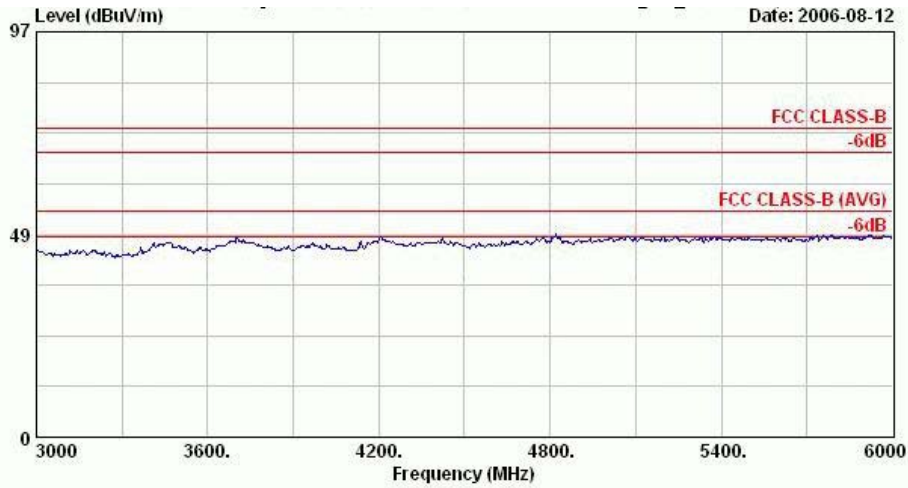
The test that passed at minimum margin was marked by the frame in the following table.



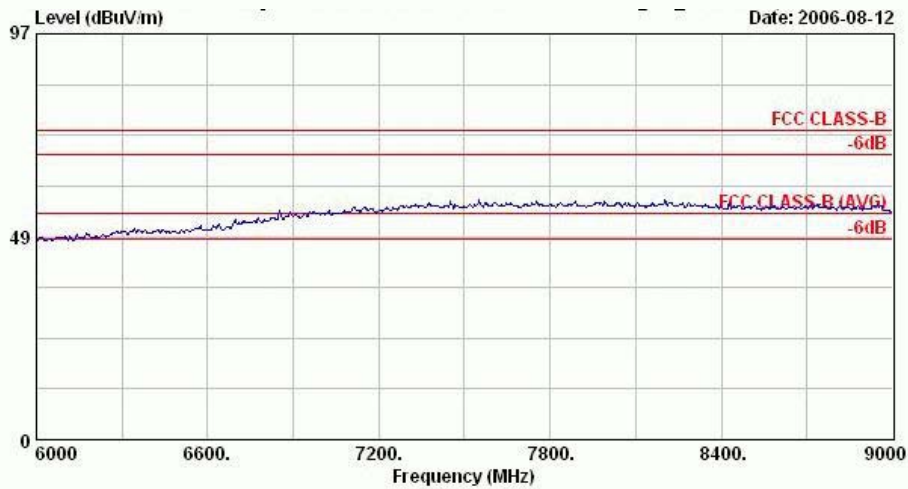
Site : 03CH06-HY
 Condition : HF-ANT-060410 HORIZONTAL
 EUT : 3G 手機(WLAN+BT)
 Power : 120Vac/60Hz
 Model : FR 681007
 Memo : 11g Tx_CH01:2412MHz
 Plane : E2
 Data Rate : 54

	Freq	Level	Over	Limit	ReadAntenna	Cable	Preamp	Ant	Table	Remark
	MHz	dBuV/m	dB	dBuV/m	dBuV	dB/m	dB	dB	cm	deg
1	2390.00	53.84	-20.16	74.00	54.78	30.26	4.26	35.46	100	0 Peak
2	2390.00	41.03	-12.97	54.00	41.97	30.26	4.26	35.46	100	329 Average
3 @	2412.00	98.24			99.15	30.27	4.29	35.47	100	0 Peak
4 @	2412.00	90.07			91.00	30.27	4.26	35.46	100	329 Average
5	2488.00	50.14	-23.86	74.00	51.00	30.30	4.36	35.51	100	0 Peak
6	2488.00	39.39	-14.61	54.00	40.24	30.30	4.36	35.51	100	329 Average

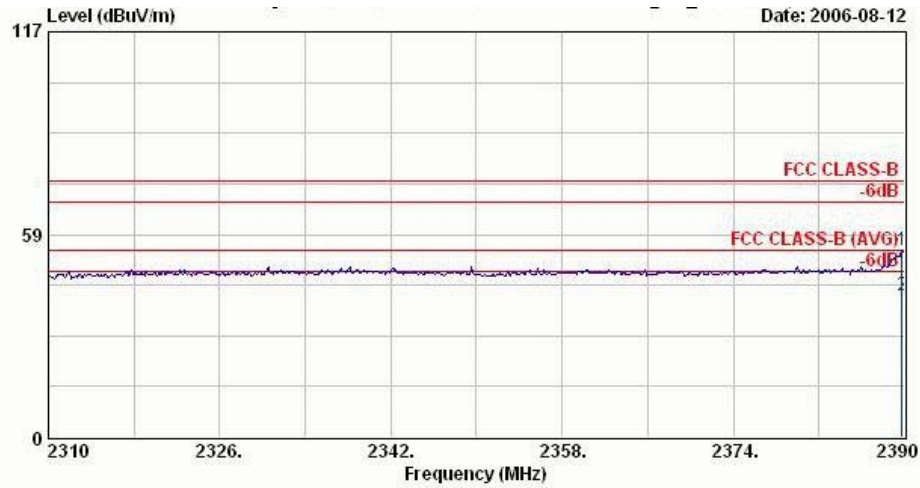
Remark: #3 and #4 Fundamental Signal



Site : 03CH06-HY
Condition : HF-ANT-060410 HORIZONTAL
EUT : 3G 手機(WLAN+BT)
Power : 120Vac/60Hz
Model : FR 681007
Memo : 11g Tx_CH01,2412MHz
Plane : E2
Data Rate : 54



Site : 03CH06-HY
Condition : HF-ANT-060410 HORIZONTAL
EUT : 3G 手機(WLAN+BT)
Power : 120Vac/60Hz
Model : FR 681007
Memo : 11g Tx_CH01,2412MHz
Plane : E2
Data Rate : 54



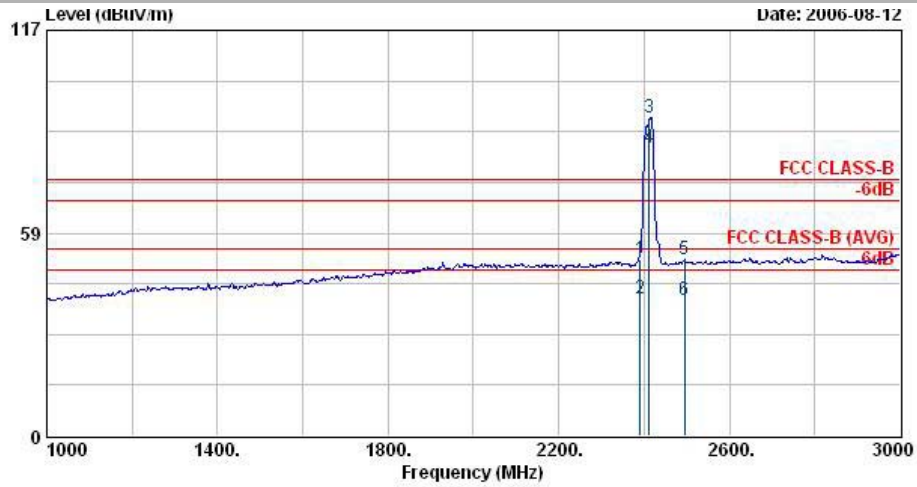
Site : 03CH06-HY
 Condition : HF-ANT-060410 HORIZONTAL
 EUT : 3G 手機(WLAN+BT)
 Power : 120Vac/60Hz
 Model : FR 681007
 Memo : 11g Tx_CH01;2412MHz
 Plane : E2
 Data Rate : 54

	Freq	Level	Over Limit	Limit Line	ReadAntenna Level	Antenna Factor	Cable Loss	Preamp Factor	Ant Pos	Table Pos	Remark
	MHz	dBuV/m	dB	dBuV/m	dBuV	dB/m	dB	dB	cm	deg	
1	2389.76	53.84	-20.16	74.00	54.78	30.26	4.26	35.46	100	0	Peak
2	2389.76	41.03	-12.97	54.00	41.97	30.26	4.26	35.46	100	329	Average



- Polarization : Vertical

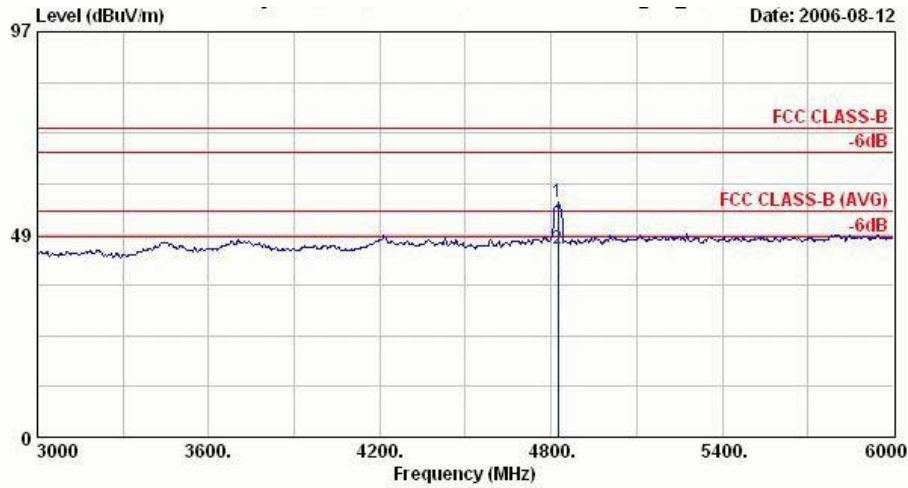
The test that passed at minimum margin was marked by the frame in the following table.



Site : 03CH06-HY
 Condition : HF-ANT-060410 VERTICAL
 EUT : 3G 手機(WLAN+BT)
 Power : 120Vac/60Hz
 Model : FR 681007
 Memo : 11g Tx_CH01,2412MHz
 Plane : E2
 Data Rate : 54

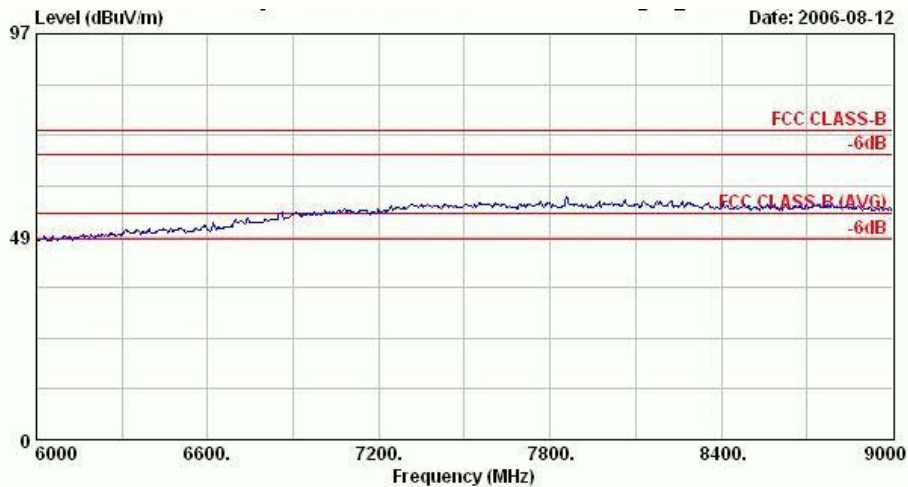
	Freq	Level	Over Limit	Limit Line	ReadAntenna Level	Antenna Factor	Cable Loss	Preamp Factor	Ant Pos	Table Pos	Remark
	MHz	dBuV/m	dB	dBuV/m	dBuV	dB/m	dB	dB	cm	deg	
1	2390.00	50.95	-23.05	74.00	51.89	30.26	4.26	35.46	100	360	Peak
2	2390.00	39.62	-14.38	54.00	40.56	30.26	4.26	35.46	111	105	Average
3 @	2412.00	91.83			92.74	30.27	4.29	35.47	100	360	Peak
4 @	2412.00	82.97			83.90	30.27	4.26	35.46	111	105	Average
5	2494.00	50.68	-23.32	74.00	51.52	30.30	4.39	35.53	100	360	Peak
6	2494.00	38.99	-15.01	54.00	39.83	30.30	4.39	35.53	111	105	Average

Remark: #3 and #4 Fundamental Signal

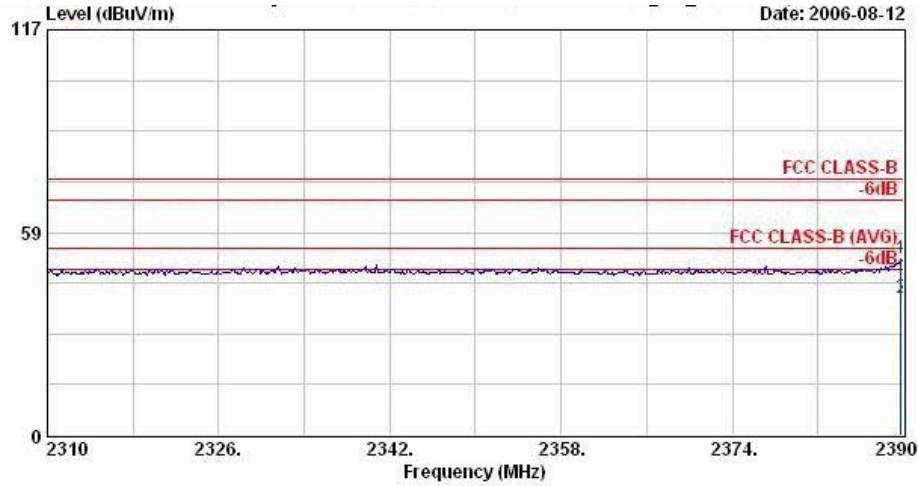


Site : 03CH06-HY
 Condition : HF-ANT-060410 VERTICAL
 EUT : 3G 手機(WLAN+BT)
 Power : 120Vac/60Hz
 Model : FR 681007
 Memo : 11g Tx_CH01,2412MHz
 Plane : E2
 Data Rate : 54

	Freq	Level	Over Limit	Limit Line	ReadAntenna Level	Antenna Factor	Cable Loss	Preamp Factor	Ant Pos	Table Pos	Remark
	MHz	dBuV/m	dB	dBuV/m	dBuV	dB/m	dB	dB	cm	deg	
1	4824.00	56.22	-17.78	74.00	53.15	32.94	6.24	36.12	200	360	Peak
2 @	4824.00	45.09	-8.91	54.00	42.02	32.94	6.24	36.12	100	184	Average



Site : 03CH06-HY
 Condition : HF-ANT-060410 VERTICAL
 EUT : 3G 手機(WLAN+BT)
 Power : 120Vac/60Hz
 Model : FR 681007
 Memo : 11g Tx_CH01,2412MHz
 Plane : E2
 Data Rate : 54



Site : 03CH06-HY
 Condition : HF-ANT-060410 VERTICAL
 EUT : 3G 手機(WLAN+BT)
 Power : 120Vac/60Hz
 Model : FR 681007
 Memo : 11g Tx_CH01,2412MHz
 Plane : E2
 Data Rate : 54

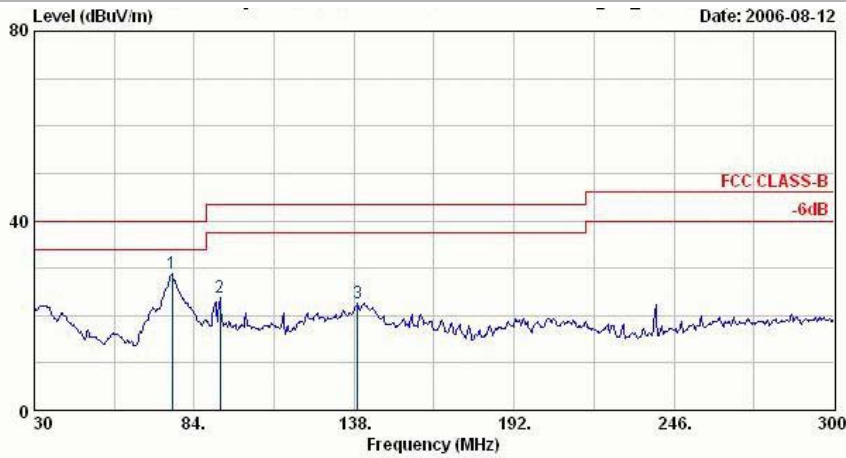
	Freq	Level	Over Limit	Limit Line	ReadAntenna Level	Antenna Factor	Cable Loss	Preamp Factor	Ant Pos	Table Pos	Remark
	MHz	dBuV/m	dB	dBuV/m	dBuV	dB/m	dB	dB	cm	deg	
1	2389.76	50.95	-23.05	74.00	51.88	30.26	4.26	35.46	100	0	Peak
2	2389.76	39.62	-14.38	54.00	40.56	30.26	4.26	35.46	111	105	Average

Remark: There is no more obvious spurious emission except the listings above.



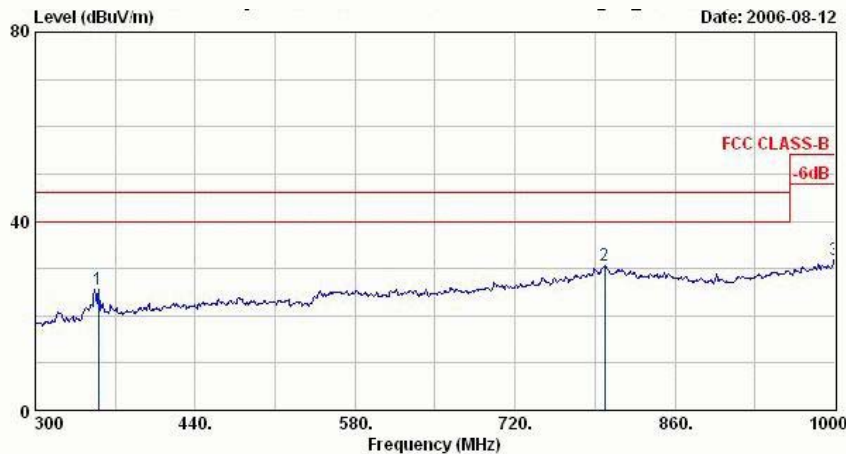
- Test Mode : Mode 5
- Polarization : Horizontal

The test that passed at minimum margin was marked by the frame in the following table.



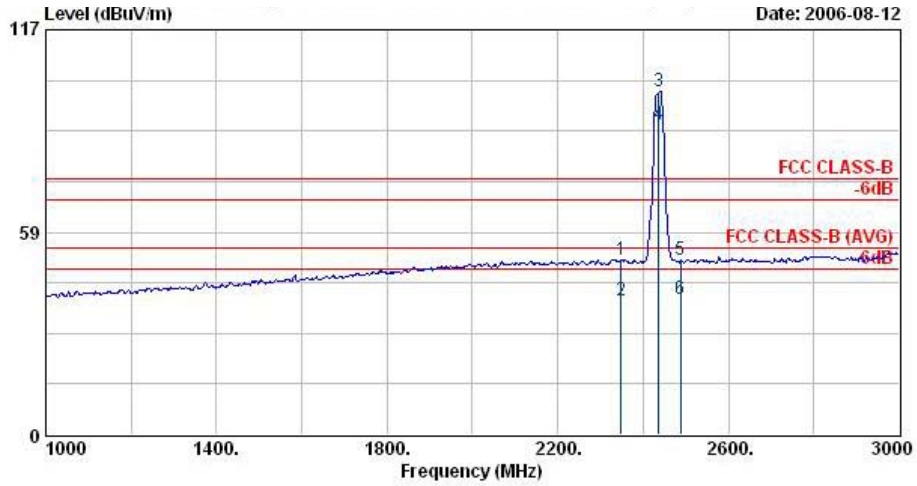
Site : 03CH06-HY
 Condition : BI-LOG-2004-1122 HORIZONTAL
 EUT : 3G 手機(WLAN+BT)
 Power : 120Vac/60Hz
 Model : FR 681007
 Memo : 11g Tx_CH06,2437MHz
 Plane : E2
 Data Rate : 54

	Freq	Level	Over	Limit	ReadAntenna	Cable	Preamp	Ant	Table	Remark
	MHz	dBuV/m	dB	dBuV/m	dBuV	dB/m	dB	dB	cm	deg
1 @	76.44	28.99	-11.01	40.00	49.43	6.78	1.49	28.71	100	250 Peak
2 @	92.64	23.73	-19.77	43.50	41.41	9.47	1.67	28.82	400	0 Peak
3 @	139.08	22.58	-20.92	43.50	38.13	11.06	2.23	28.85	400	0 Peak



Site : 03CH06-HY
 Condition : BI-LOG-2004-1122 HORIZONTAL
 EUT : 3G 手機(WLAN+BT)
 Power : 120Vac/60Hz
 Model : FR 681007
 Memo : 11g Tx_CH06,2437MHz
 Plane : E2
 Data Rate : 54

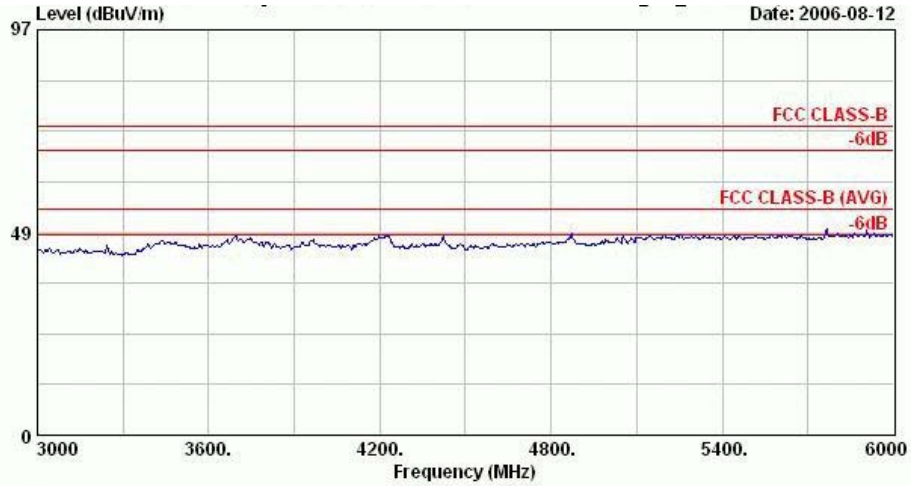
	Freq	Level	Over	Limit	ReadAntenna	Cable	Preamp	Ant	Table	Remark
	MHz	dBuV/m	dB	dBuV/m	dBuV	dB/m	dB	dB	cm	deg
1 @	355.30	25.60	-20.40	46.00	36.46	14.56	3.61	29.03	100	0 Peak
2 @	798.40	30.52	-15.48	46.00	31.95	21.84	5.60	28.87	100	0 Peak
3 @	1000.00	31.86	-22.14	54.00	31.43	22.97	6.24	28.79	100	0 Peak



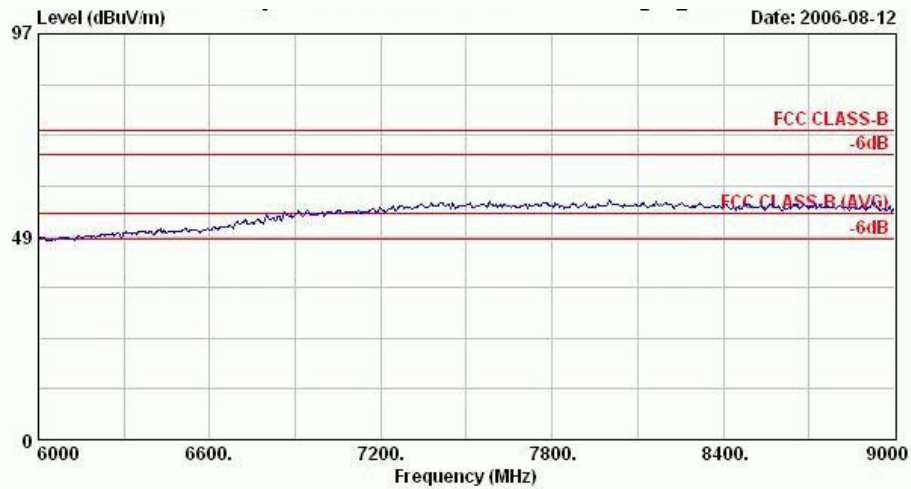
Site : 03CH06-HY
 Condition : HF-ANT-060410 HORIZONTAL
 EUT : 3G 手機(WLAN+BT)
 Power : 120Vac/60Hz
 Model : FR 681007
 Memo : 11g Tx_CH06,2437MHz
 Plane : E2
 Data Rate : 54

	Freq	Level	Over	Limit	Read	Antenna	Cable	Preamp	Ant	Table	Remark
	MHz	dBuV/m	dB	dBuV/m	dBuV	dB/m	dB	dB	cm	deg	
1 @	2348.00	50.53	-23.47	74.00	51.52	30.24	4.20	35.42	100	360	Peak
2 @	2348.00	38.66	-15.34	54.00	39.64	30.24	4.20	35.42	111	254	Average
3 @	2437.00	99.23			100.12	30.28	4.33	35.49	100	360	Peak
4 @	2437.00	89.45			90.35	30.28	4.29	35.47	111	254	Average
5 @	2488.00	50.25	-23.75	74.00	51.11	30.30	4.36	35.51	100	360	Peak
6 @	2488.00	39.03	-14.97	54.00	39.88	30.30	4.36	35.51	111	254	Average

Remark: #3 and #4 Fundamental Signal



Site : 03CH06-HY
Condition : HF-ANT-060410 HORIZONTAL
EUT : 3G 手機(WLAN+BT)
Power : 120Vac/60Hz
Model : FR 681007
Memo : 11g Tx_CH06;2437MHz
Plane : E2
Data Rate : 54

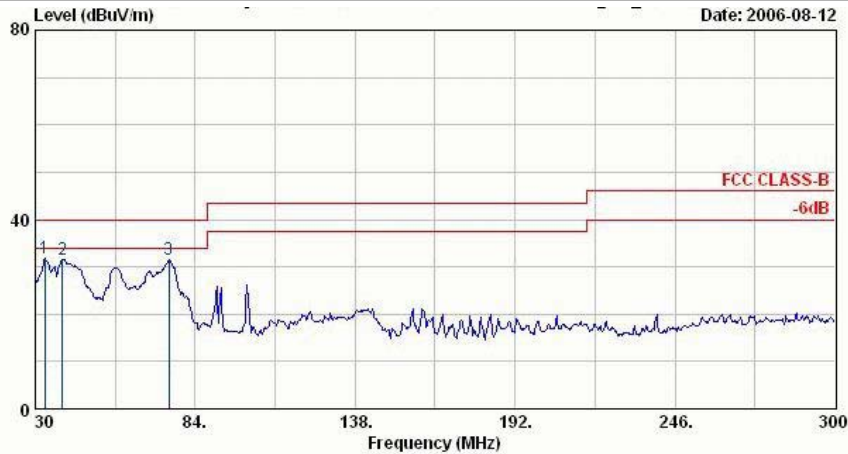


Site : 03CH06-HY
Condition : HF-ANT-060410 HORIZONTAL
EUT : 3G 手機(WLAN+BT)
Power : 120Vac/60Hz
Model : FR 681007
Memo : 11g Tx_CH06;2437MHz
Plane : E2
Data Rate : 54



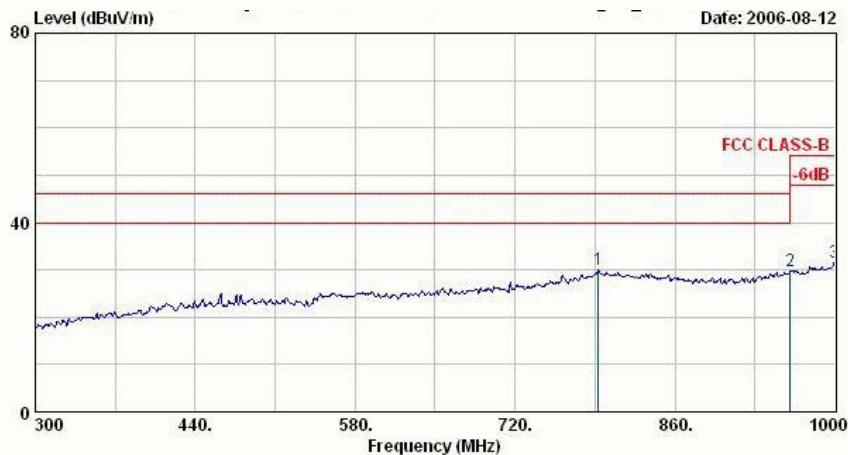
- Polarization : Vertical

The test that passed at minimum margin was marked by the frame in the following table.



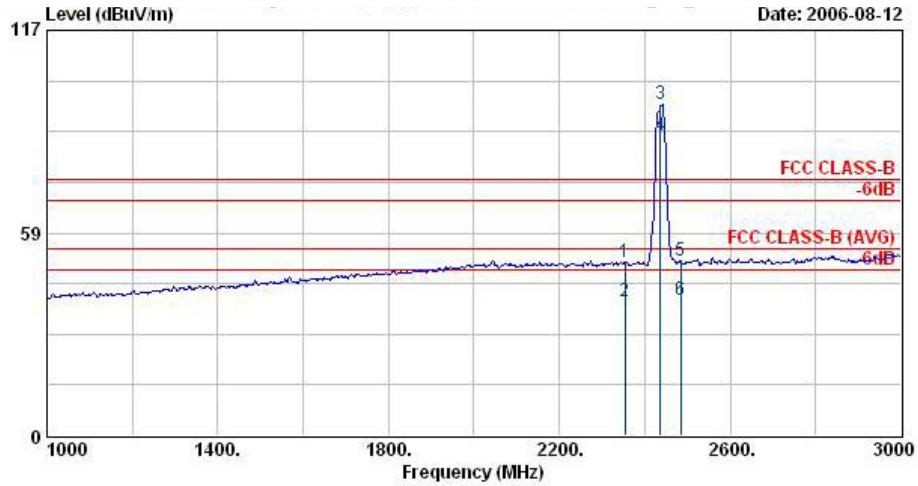
Site : 03CH06-HY
 Condition : BI-LOG-2004-1122 VERTICAL
 EUT : 3G 手機(WLAN+BT)
 Power : 120Vac/60Hz
 Model : FR 681007
 Memo : 11g Tx_CH06,2437MHz
 Plane : E2
 Data Rate : 54

	Freq	Level	Over	Limit	ReadAntenna	Cable	Preamp	Ant	Table	Remark
	MHz	dBuV/m	dB	dBuV/m	dBuV	dB	dB	cm	deg	
1 @	33.24	31.88	-8.12	40.00	41.77	17.73	1.01 28.63	122	320	Peak
2 @	39.18	31.66	-8.34	40.00	43.81	15.28	1.23 28.66	400	0	Peak
3 @	75.09	31.52	-8.48	40.00	52.14	6.63	1.45 28.70	400	0	Peak



Site : 03CH06-HY
 Condition : BI-LOG-2004-1122 VERTICAL
 EUT : 3G 手機(WLAN+BT)
 Power : 120Vac/60Hz
 Model : FR 681007
 Memo : 11g Tx_CH06,2437MHz
 Plane : E2
 Data Rate : 54

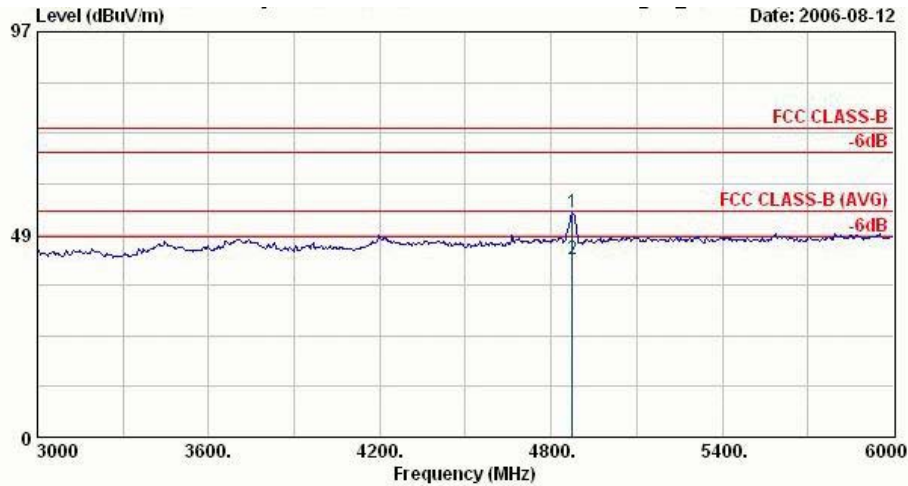
	Freq	Level	Over	Limit	ReadAntenna	Cable	Preamp	Ant	Table	Remark
	MHz	dBuV/m	dB	dBuV/m	dBuV	dB	dB	cm	deg	
1 @	792.80	29.99	-16.01	46.00	31.67	21.68	5.52 28.88	100	0	Peak
2 @	960.80	29.81	-24.19	54.00	30.85	21.79	6.03 28.86	100	0	Peak
3 @	1000.00	31.42	-22.58	54.00	30.99	22.97	6.24 28.79	100	0	Peak



Site : 03CH06-HY
 Condition : HF-ANT-060410 VERTICAL
 EUT : 3G 手機(WLAN+BT)
 Power : 120Vac/60Hz
 Model : FR 681007
 Memo : 11g Tx_CH06,2437MHz
 Plane : E2
 Data Rate : 54

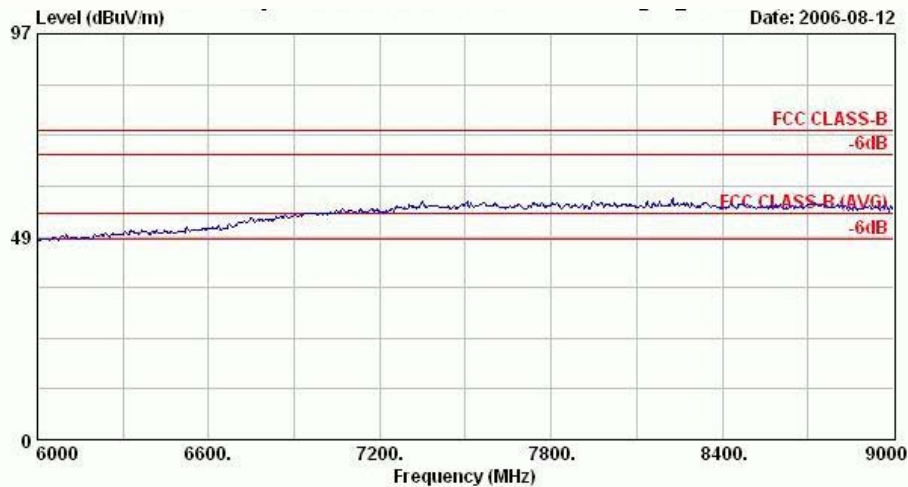
	Freq	Level	Over	Limit	ReadAntenna	Cable	Preamp	Ant	Table	Remark	
	MHz	dBuV/m	dB	dBuV/m	dBuV	dB	dB	cm	deg		
1 @	2354.00	50.11	-23.89	74.00	51.08	30.24	4.20	35.42	100	360	Peak
2 @	2354.00	38.54	-15.46	54.00	39.52	30.24	4.20	35.42	106	360	Average
3 @	2437.00	95.85			96.74	30.28	4.33	35.49	100	360	Peak
4 @	2437.00	86.64			87.54	30.28	4.29	35.47	106	360	Average
5 @	2484.00	50.31	-23.69	74.00	51.17	30.29	4.36	35.51	100	360	Peak
6 @	2484.00	39.18	-14.82	54.00	40.04	30.29	4.36	35.51	106	360	Average

Remark: #3 and #4 Fundamental Signal



Site : 03CH06-HY
 Condition : HF-ANT-060410 VERTICAL
 EUT : 3G 手機(WLAN+BT)
 Power : 120Vac/60Hz
 Model : FR 681007
 Memo : 11g Tx_CH06,2437MHz
 Plane : E2
 Data Rate : 54

	Freq	Level	Over Limit	Limit Line	ReadAntenna Level	Antenna Factor	Cable Loss	Preamp Factor	Ant Pos	Table Pos	Remark
	MHz	dBuV/m	dB	dBuV/m	dBuV	dB/m	dB	dB	cm	deg	
1 @	4874.00	53.70	-20.30	74.00	50.42	33.14	6.30	36.16	200	360	Peak
2 @	4874.00	42.71	-11.29	54.00	39.43	33.14	6.30	36.16	100	178	Average



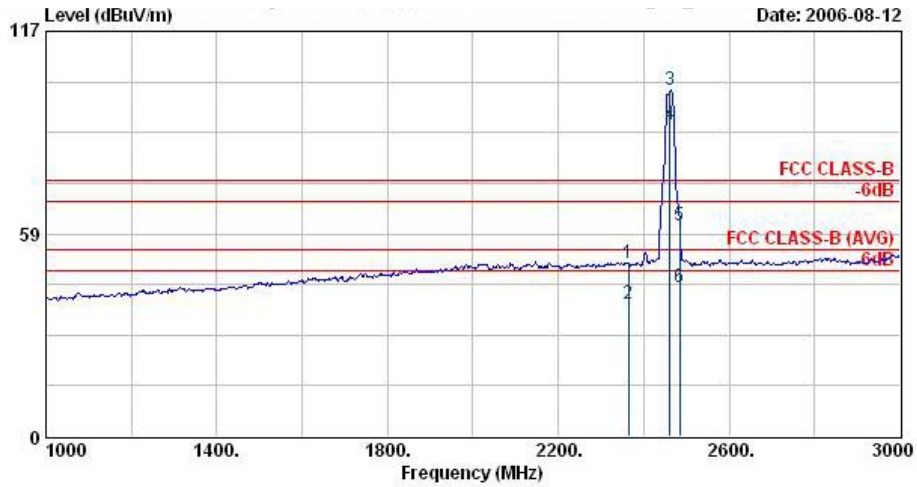
Site : 03CH06-HY
 Condition : HF-ANT-060410 VERTICAL
 EUT : 3G 手機(WLAN+BT)
 Power : 120Vac/60Hz
 Model : FR 681007
 Memo : 11g Tx_CH06,2437MHz
 Plane : E2
 Data Rate : 54

Remark: There is no more obvious spurious emission except the listings above.



- Test Mode : Mode 6
- Polarization : Horizontal

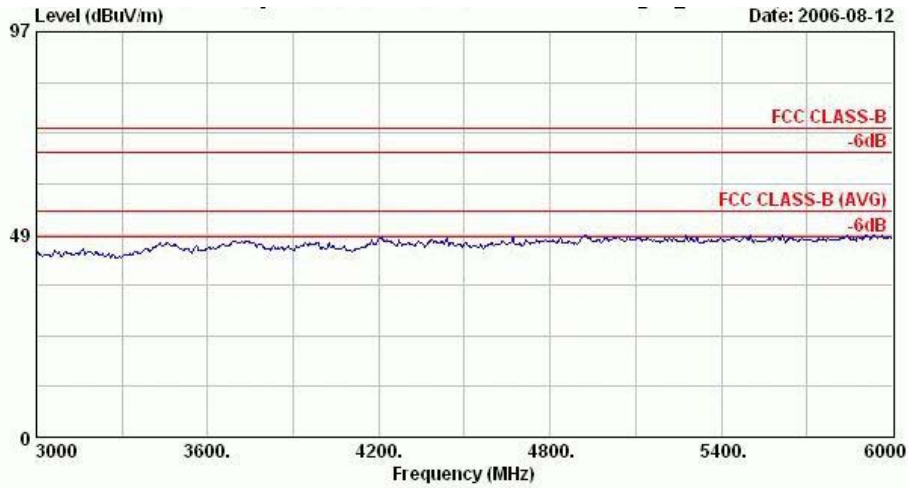
The test that passed at minimum margin was marked by the frame in the following table.



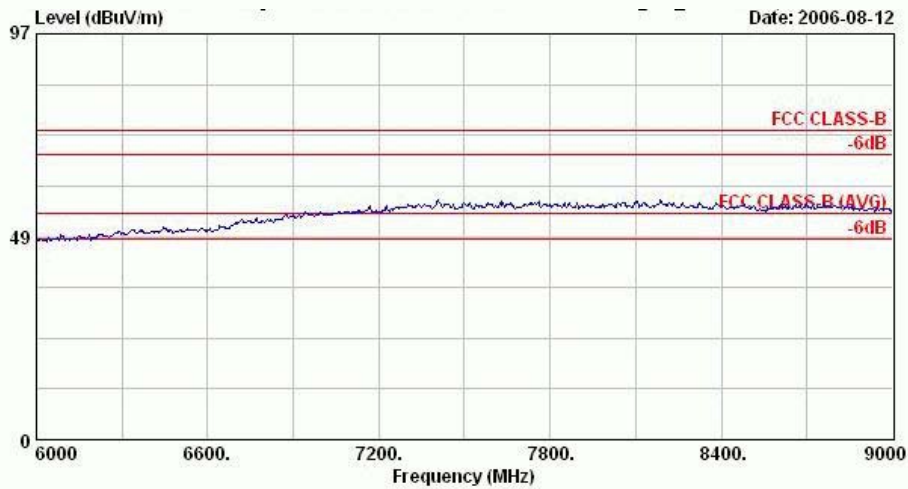
Site : 03CH06-HY
 Condition : HF-ANT-060410 HORIZONTAL
 EUT : 3G 手機(WLAN+BT)
 Power : 120Vac/60Hz
 Model : FR 681007
 Memo : 11g Tx_CH11,2462MHz
 Plane : E2
 Data Rate : 54

	Freq	Level	Over	Limit	ReadAntenna	Cable	Preamp	Ant	Table	Remark
	MHz	dBuV/m	dB	dBuV/m	dBuV	dB	dB	cm	deg	
1 @	2364.00	50.08	-23.92	74.00	51.06	30.24	4.20	35.42	100	360 Peak
2 @	2364.00	38.39	-15.61	54.00	39.37	30.24	4.20	35.42	100	330 Average
3 @	2462.00	99.89			100.77	30.29	4.33	35.49	100	360 Peak
4 @	2462.00	89.90			90.78	30.29	4.33	35.49	100	330 Average
5 @	2483.50	60.73	-13.27	74.00	61.59	30.29	4.36	35.51	100	360 Peak
6 @	2483.50	43.26	-10.74	54.00	44.12	30.29	4.36	35.51	100	330 Average

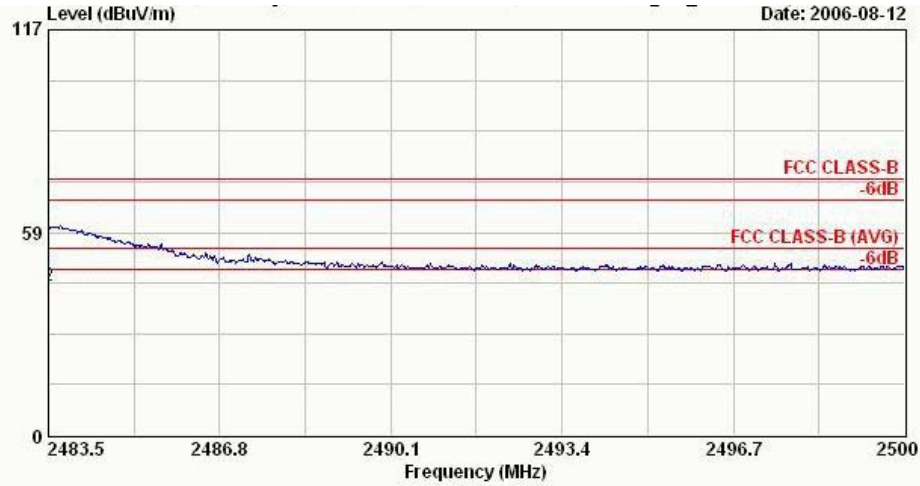
Remark: #3 and #4 Fundamental Signal



Site : 03CH06-HY
Condition : HF-ANT-060410 HORIZONTAL
EUT : 3G 手機(WLAN+BT)
Power : 120Vac/60Hz
Model : FR 681007
Memo : 11g Tx_CH11,2462MHz
Plane : E2
Data Rate : 54



Site : 03CH06-HY
Condition : HF-ANT-060410 HORIZONTAL
EUT : 3G 手機(WLAN+BT)
Power : 120Vac/60Hz
Model : FR 681007
Memo : 11g Tx_CH11,2462MHz
Plane : E2
Data Rate : 54



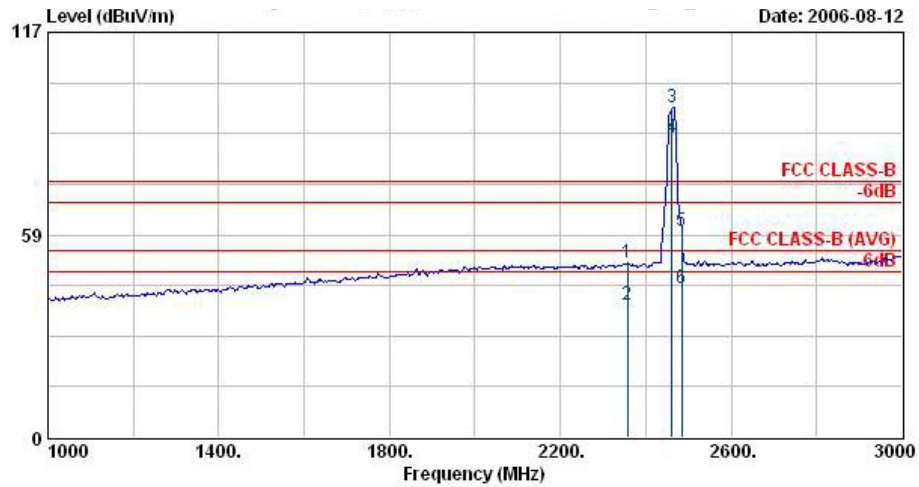
Site : 03CH06-HY
 Condition : HF-ANT-060410 HORIZONTAL
 EUT : 3G 手機(WLAN+BT)
 Power : 120Vac/60Hz
 Model : FR 681007
 Memo : 11g Tx_CH11;2462MHz
 Plane : E2
 Data Rate : 54

	Freq	Level	Over Limit	Limit Line	ReadAntenna Level	Antenna Factor	Cable Loss	Preamp Factor	Ant Pos	Table Pos	Remark
	MHz	dBuV/m	dB	dBuV/m	dBuV	dB/m	dB	dB	cm	deg	
1 @	2483.50	60.73	-13.27	74.00	61.59	30.29	4.36	35.51	100	0	Peak
2 @	2483.50	43.26	-10.74	54.00	44.12	30.29	4.36	35.51	100	330	Average



- Polarization : Vertical

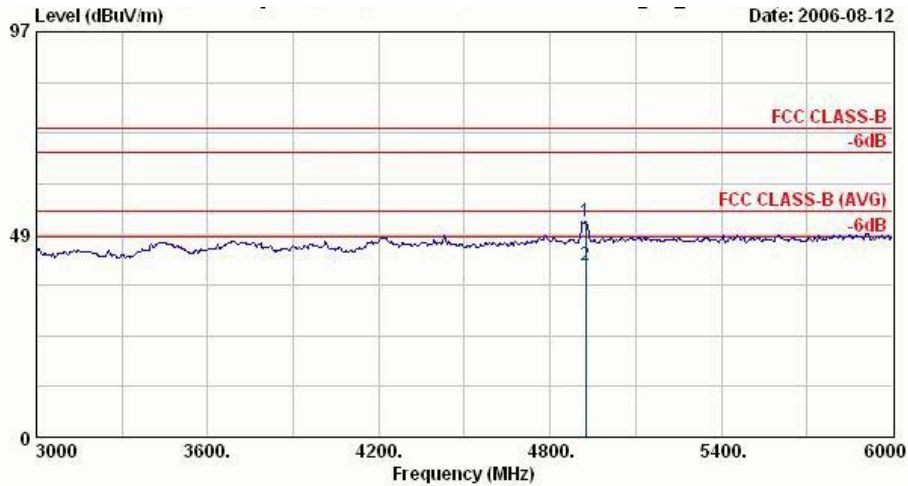
The test that passed at minimum margin was marked by the frame in the following table.



Site : 03CH06-HY
 Condition : HF-ANT-060410 VERTICAL
 EUT : 3G 手機(WLAN+BT)
 Power : 120Vac/60Hz
 Model : FR 681007
 Memo : 11g Tx_CH11,2462MHz
 Plane : E2
 Data Rate : 54

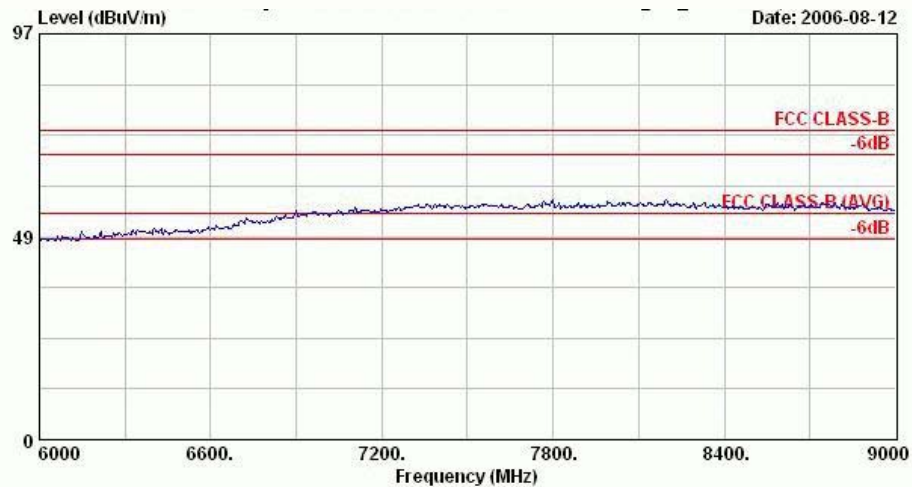
	Freq	Level	Over	Limit	ReadAntenna	Cable	Preamp	Ant	Table	Remark
	MHz	dBUV/m	dB	dBUV/m	dBuV	dB/m	dB	dB	cm	deg
1 @	2358.00	50.31	-23.69	74.00	51.29	30.24	4.20	35.42	100	0 Peak
2 @	2358.00	38.24	-15.76	54.00	39.22	30.24	4.20	35.42	106	109 Average
3 @	2462.00	95.38			96.27	30.29	4.33	35.49	100	0 Peak
4 @	2462.00	86.47			87.35	30.29	4.33	35.49	106	109 Average
5 @	2483.50	59.59	-14.41	74.00	60.45	30.29	4.36	35.51	100	0 Peak
6 @	2483.50	42.91	-11.09	54.00	43.77	30.29	4.36	35.51	106	109 Average

Remark: #3 and #4 Fundamental Signal

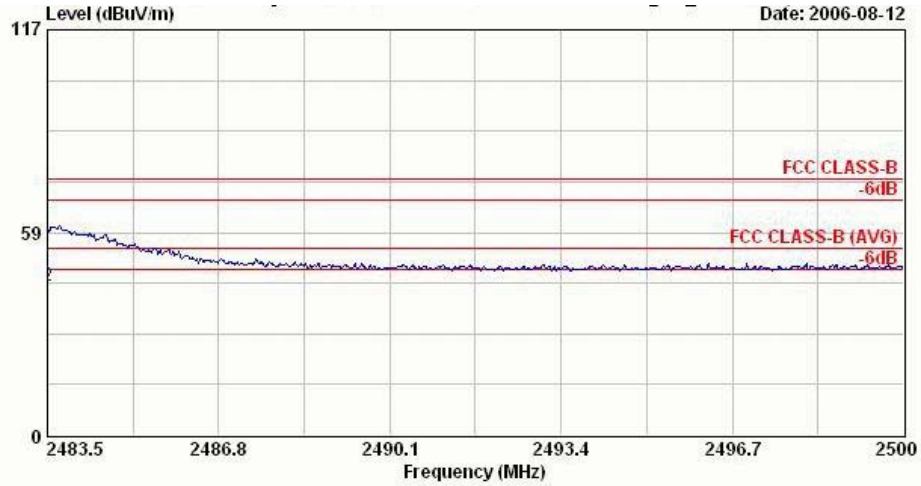


Site : 03CH06-HY
 Condition : HF-ANT-060410 VERTICAL
 EUT : 3G 手機(WLAN+BT)
 Power : 120Vac/60Hz
 Model : FR 681007
 Memo : 11g Tx_CH11;2462MHz
 Plane : E2
 Data Rate : 54

	Freq	Level	Over Limit	Limit Line	ReadAntenna	Cable	Preamp	Ant	Table	Remark
	MHz	dBuV/m	dB	dBuV/m	dBuV	dB	dB	cm	deg	
1 @	4924.00	51.53	-22.47	74.00	48.04	33.34	6.36	36.21	200	360 Peak
2 @	4924.00	41.06	-12.94	54.00	37.57	33.34	6.36	36.21	100	13 Average



Site : 03CH06-HY
 Condition : HF-ANT-060410 VERTICAL
 EUT : 3G 手機(WLAN+BT)
 Power : 120Vac/60Hz
 Model : FR 681007
 Memo : 11g Tx_CH11;2462MHz
 Plane : E2
 Data Rate : 54



Site : 03CH06-HY
 Condition : HF-ANT-060410 VERTICAL
 EUT : 3G 手機(WLAN+BT)
 Power : 120Vac/60Hz
 Model : FR 681007
 Memo : 11g Tx_CH11;2462MHz
 Plane : E2
 Data Rate : 54

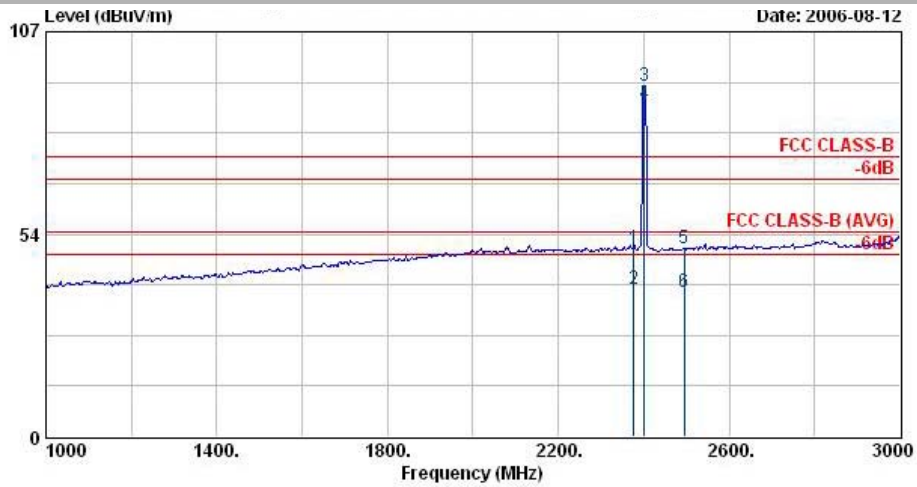
	Freq	Level	Over Limit	Limit Line	ReadAntenna Level	Antenna Factor	Cable Loss	Preamp Factor	Ant Pos	Table Pos	Remark
	MHz	dBuV/m	dB	dBuV/m	dBuV	dB/m	dB	dB	cm	deg	
1 @	2483.50	59.59	-14.41	74.00	60.45	30.29	4.36	35.51	100	0	Peak
2 @	2483.50	42.91	-11.09	54.00	43.77	30.29	4.36	35.51	106	109	Average

Remark: There is no more obvious spurious emission except the listings above.



- Test Mode : Mode 7
- Polarization : Horizontal

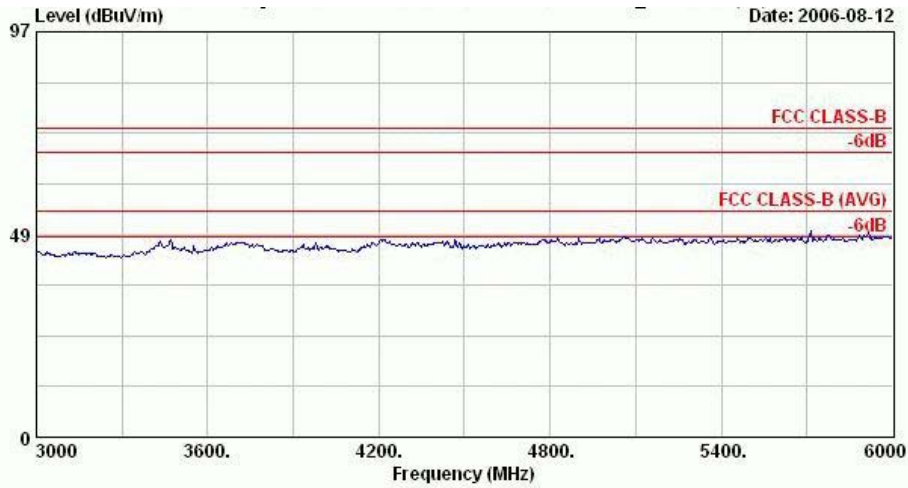
The test that passed at minimum margin was marked by the frame in the following table.



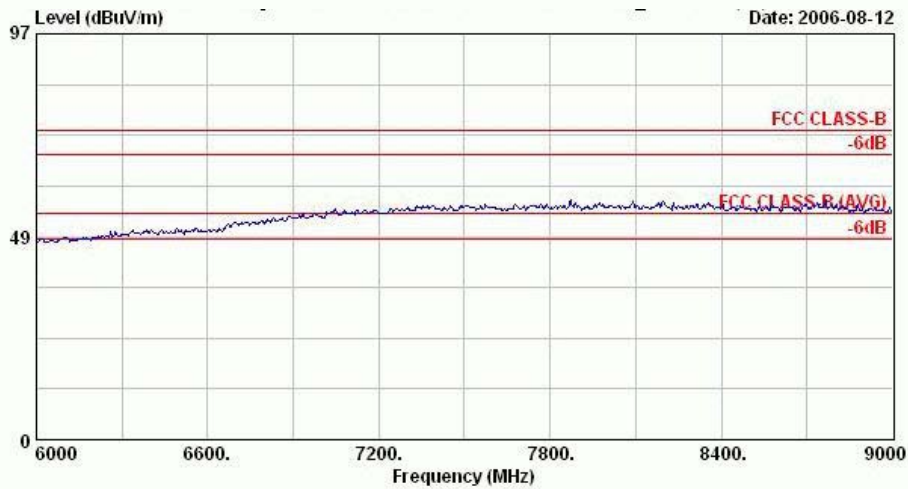
Site : 03CH06-HY
 Condition : HF-ANT-060410 HORIZONTAL
 EUT : 3G 手機(WLAN+BT)
 Power : 120Vac/60Hz
 Model : FR 681007
 Memo : BT Tx_CH00_2402MHz
 Plane : E2
 Data Rate : DH5

	Freq	Level	Over	Limit	ReadAntenna	Cable	Preamp	Ant	Table	Remark
	MHz	dBuV/m	dB	dBuV/m	dBuV	dB	dB	cm	deg	
1	2376.00	49.85	-24.15	74.00	50.81	30.25	4.23	35.44	100	0 Peak
2 @	2376.00	38.94	-15.06	54.00	39.90	30.25	4.23	35.44	100	187 Average
3 @	2402.00	92.84			93.78	30.26	4.26	35.46	100	0 Peak
4 @	2402.00	87.86			88.80	30.26	4.26	35.46	100	187 Average
5	2494.00	49.67	-24.33	74.00	50.51	30.30	4.39	35.53	100	0 Peak
6	2494.00	38.08	-15.92	54.00	38.92	30.30	4.39	35.53	100	187 Average

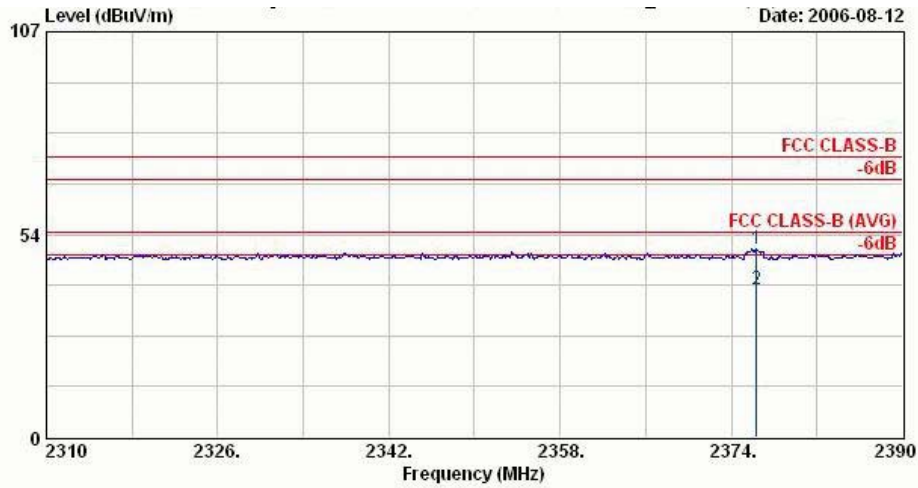
Remark: #3 and #4 Fundamental Signal



Site : 03CH06-HY
Condition : HF-ANT-060410 HORIZONTAL
EUT : 3G 手機(WLAN+BT)
Power : 120Vac/60Hz
Model : FR 681007
Memo : BT Tx_CH00;2402MHz
Plane : E2
Data Rate : DHS



Site : 03CH06-HY
Condition : HF-ANT-060410 HORIZONTAL
EUT : 3G 手機(WLAN+BT)
Power : 120Vac/60Hz
Model : FR 681007
Memo : BT Tx_CH00;2402MHz
Plane : E2
Data Rate : DHS



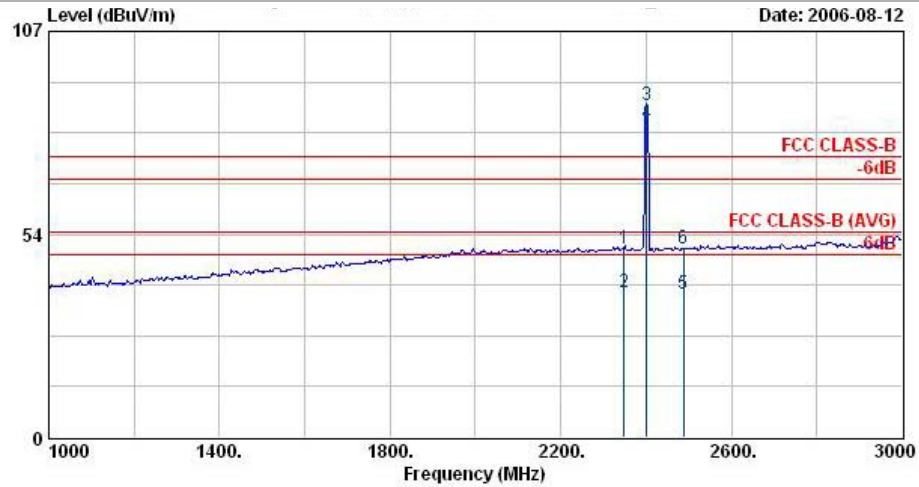
Site : 03CH06-HY
 Condition : HF-ANT-060410 HORIZONTAL
 EUT : 3G 手機(WLAN+BT)
 Power : 120Vac/60Hz
 Model : FR 681007
 Memo : BT Tx_CH00;2402MHz
 Plane : E2
 Data Rate : DHS

	Freq	Level	Over Limit	Limit Line	ReadAntenna Level	Antenna Factor	Cable Loss	Preamp Factor	Ant Pos	Table Pos	Remark
	MHz	dBuV/m	dB	dBuV/m	dBuV	dB/m	dB	dB	cm	deg	
1	2376.32	49.85	-24.15	74.00	50.81	30.25	4.23	35.44	100	0	Peak
2 @	2376.32	38.94	-15.06	54.00	39.90	30.25	4.23	35.44	100	187	Average



- Polarization : Vertical

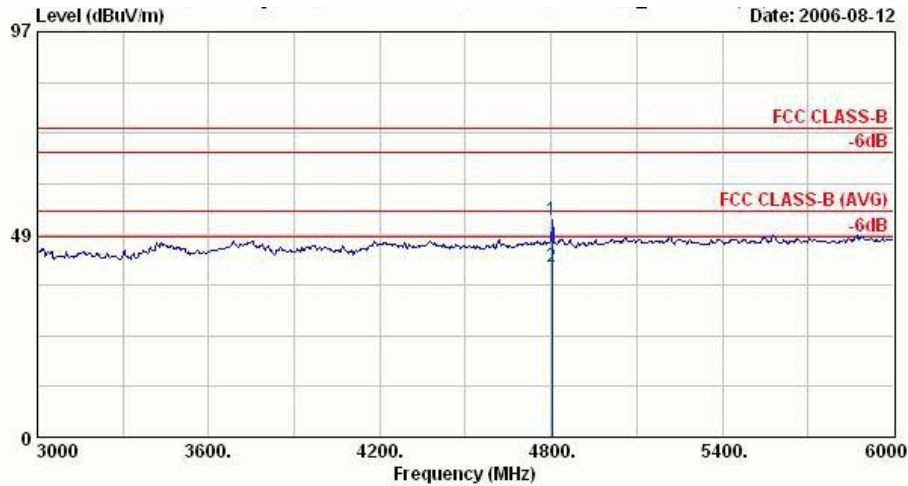
The test that passed at minimum margin was marked by the frame in the following table.



Site : 03CH06-HY
 Condition : HF-ANT-060410 VERTICAL
 EUT : 3G 手機(WLAN+BT)
 Power : 120Vac/60Hz
 Model : FR 681007
 Memo : BT Tx_CH00,2402MHz
 Plane : E2
 Data Rate : DHS

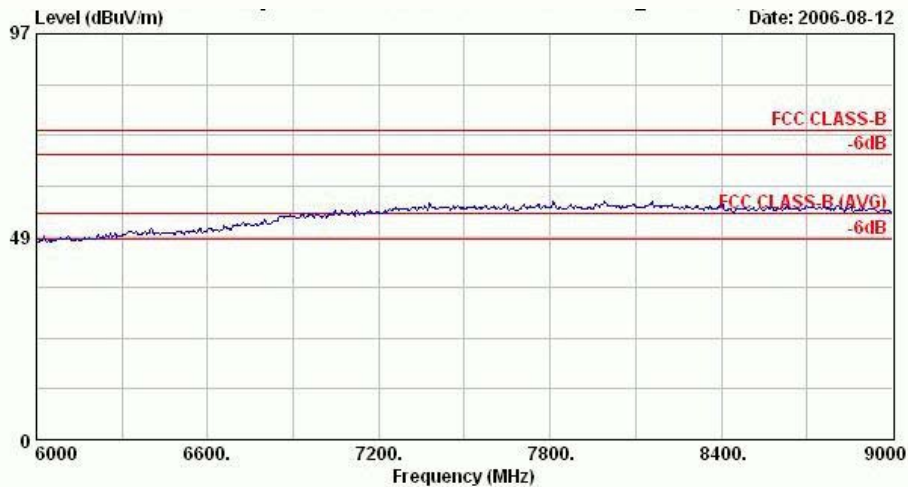
	Freq	Level	Over	Limit	ReadAntenna	Cable	Preamp	Ant	Table	Remark
	MHz	dBUV/m	Limit	Line	Level	Loss	Factor	Pos	Pos	
			dB	dBUV/m	dBuV	dB	dB	cm	deg	
1	2348.00	49.63	-24.37	74.00	50.61	30.24	4.20	35.42	100	360 Peak
2 @	2348.00	38.26	-15.74	54.00	39.24	30.24	4.20	35.42	108	131 Average
3 @	2402.00	87.48			88.41	30.27	4.26	35.46	100	360 Peak
4 @	2402.00	82.93			83.87	30.26	4.26	35.46	108	131 Average
5	2488.00	37.59	-16.41	54.00	38.53	30.26	4.26	35.46	108	131 Average
6	2488.00	49.84	-24.16	74.00	50.69	30.30	4.36	35.51	100	360 Peak

Remark: #3 and #4 Fundamental Signal

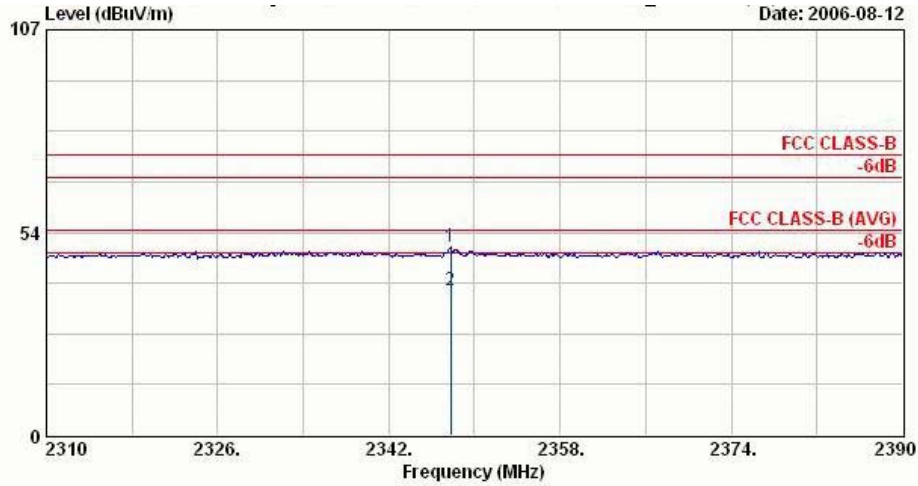


Site : 03CH06-HY
 Condition : HF-ANT-060410 VERTICAL
 EUT : 3G 手機(WLAN+BT)
 Power : 120Vac/60Hz
 Model : FR 681007
 Memo : BT Tx_CH00;2402MHz
 Plane : E2
 Data Rate : DHS

	Freq	Level	Over Limit	Limit Line	ReadAntenna Level	Antenna Factor	Cable Loss	Preamp Factor	Ant Pos	Table Pos	Remark
	MHz	dBuV/m	dB	dBuV/m	dBuV	dB/m	dB	dB	cm	deg	
1	4804.00	51.80	-22.20	74.00	48.80	32.88	6.21	36.10	200	360	Peak
2 @	4804.00	40.83	-13.17	54.00	37.83	32.88	6.21	36.10	100	42	Average



Site : 03CH06-HY
 Condition : HF-ANT-060410 VERTICAL
 EUT : 3G 手機(WLAN+BT)
 Power : 120Vac/60Hz
 Model : FR 681007
 Memo : BT Tx_CH00;2402MHz
 Plane : E2
 Data Rate : DHS



Site : 03CH06-HY
 Condition : HF-ANT-060410 VERTICAL
 EUT : 3G 手機(WLAN+BT)
 Power : 120Vac/60Hz
 Model : FR 681007
 Memo : BT Tx_CH00;2402MHz
 Plane : E2
 Data Rate : DHS

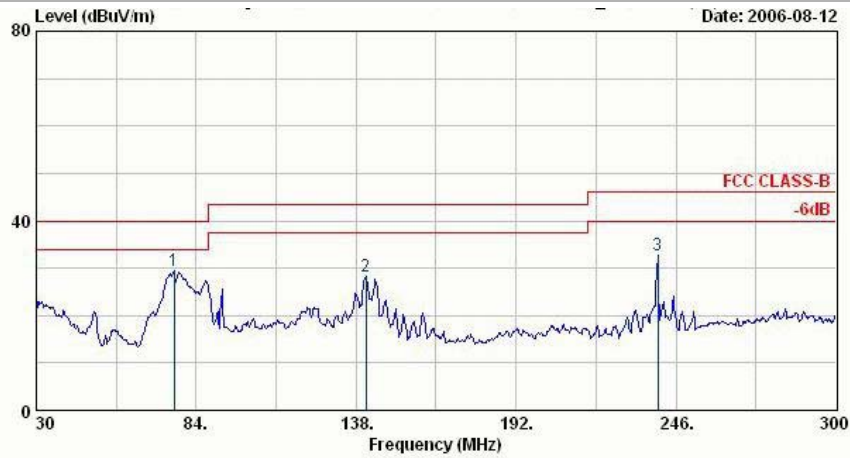
	Freq	Level	Over Limit	Limit Line	ReadAntenna Level	Antenna Factor	Cable Loss	Preamp Factor	Ant Pos	Table Pos	Remark
	MHz	dBuV/m	dB	dBuV/m	dBuV	dB/m	dB	dB	cm	deg	
1	2347.76	49.63	-24.37	74.00	50.62	30.24	4.20	35.42	100	0	Peak
2 @	2347.76	38.26	-15.74	54.00	39.24	30.24	4.20	35.42	108	131	Average

Remark: There is no more obvious spurious emission except the listings above.



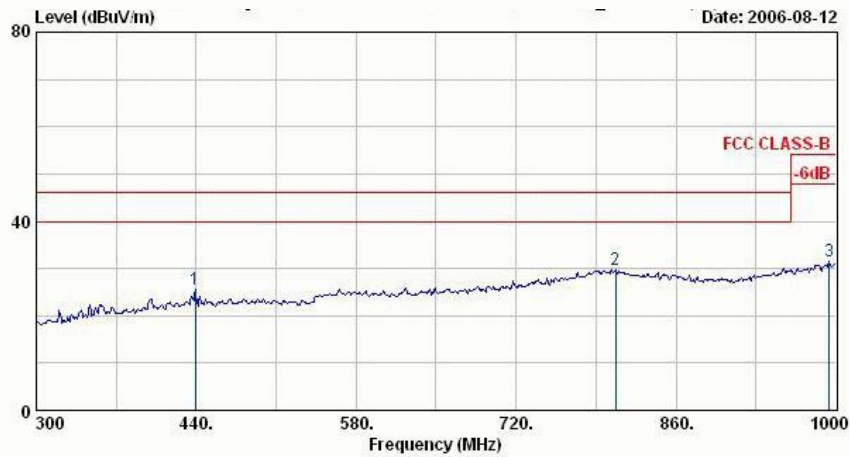
- Test Mode : Mode 8
- Polarization : Horizontal

The test that passed at minimum margin was marked by the frame in the following table.



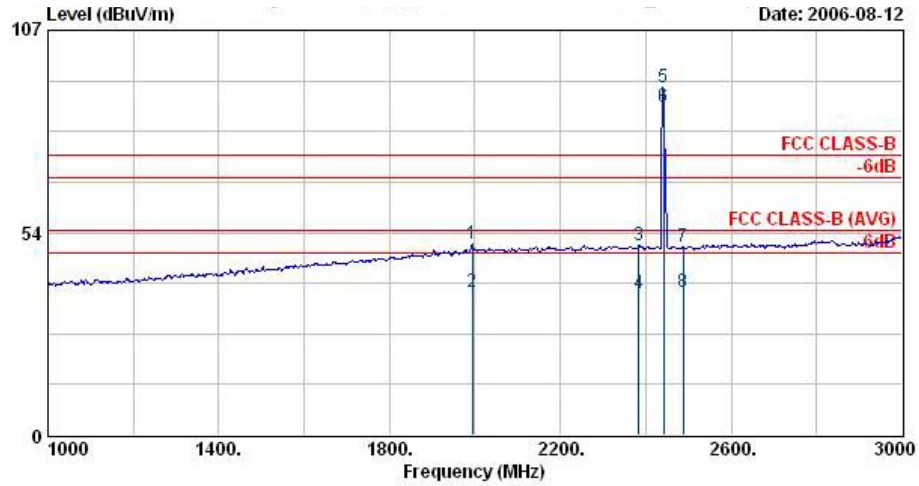
Site : 03CH06-HY
 Condition : BI-LOG-2004-1122 HORIZONTAL
 EUT : 3G 手機(WLAN+BT)
 Power : 120Vac/60Hz
 Model : FR 681007
 Memo : BT Tx_CH39;2441MHz
 Plane : E2
 Data Rate : DHS

	Freq	Level	Over	Limit	ReadAntenna	Cable	Preamp	Ant	Table	Remark	
	MHz	dBuV/m	dB	dBuV/m	dBuV	dB/m	dB	dB	cm	deg	
1 @	76.44	29.30	-10.70	40.00	49.75	6.78	1.49	28.71	145	330	Peak
2	141.24	28.25	-15.25	43.50	44.25	10.62	2.22	28.84	400	0	Peak
3	239.79	32.83	-13.17	46.00	48.03	10.94	2.80	28.93	400	0	Peak



Site : 03CH06-HY
 Condition : BI-LOG-2004-1122 HORIZONTAL
 EUT : 3G 手機(WLAN+BT)
 Power : 120Vac/60Hz
 Model : FR 681007
 Memo : BT Tx_CH39;2441MHz
 Plane : E2
 Data Rate : DHS

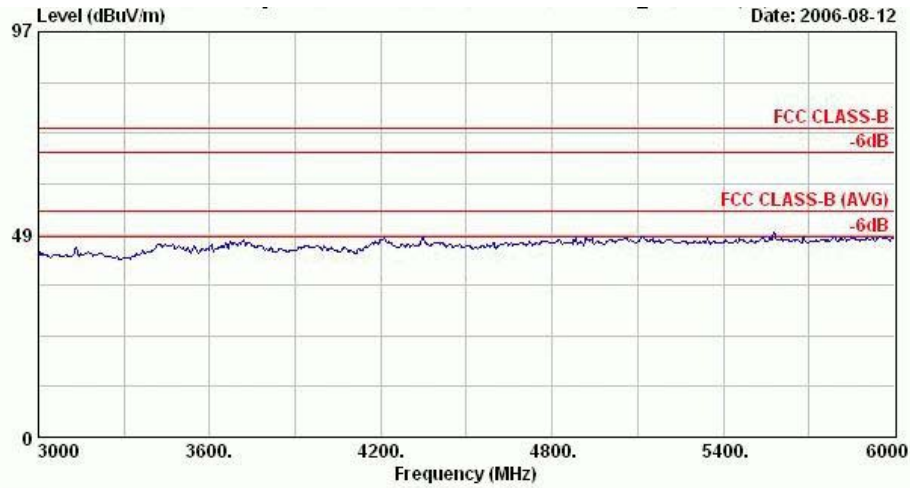
	Freq	Level	Over	Limit	ReadAntenna	Cable	Preamp	Ant	Table	Remark	
	MHz	dBuV/m	dB	dBuV/m	dBuV	dB/m	dB	dB	cm	deg	
1	439.30	25.67	-20.33	46.00	34.23	16.40	3.91	28.87	100	0	Peak
2	806.80	29.72	-16.28	46.00	31.27	21.77	5.59	28.91	100	0	Peak
3	994.40	31.48	-22.52	54.00	31.30	22.79	6.19	28.80	100	0	Peak



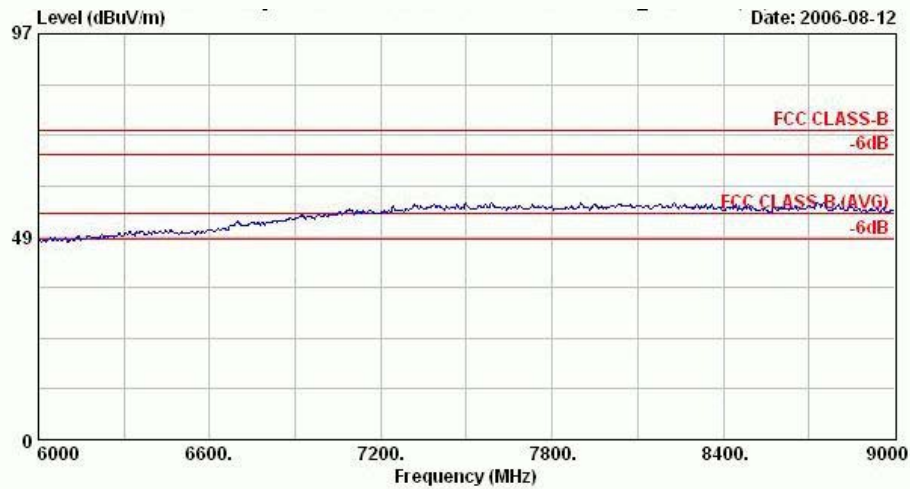
Site : 03CH06-HY
 Condition : HF-ANT-060410 HORIZONTAL
 EUT : 3G 手機(WLAN+BT)
 Power : 120Vac/60Hz
 Model : FR 681007
 Memo : BT Tx_CH39,2441MHz
 Plane : E2
 Data Rate : DHS

	Freq	Level	Over	Limit	ReadAntenna	Cable	Preamp	Ant	Table	Remark
	MHz	dBuV/m	Limit	Line	Level	Loss	Factor	Pos	Pos	
			dB	dBuV/m	dBuV	dB	dB	cm	deg	
1	1994.00	50.65	-23.35	74.00	52.09	29.97	35.17	100	360	Peak
2	1994.00	37.73	-16.27	54.00	39.18	29.97	35.17	100	174	Average
3	2384.00	50.04	-23.96	74.00	50.99	30.25	35.44	100	360	Peak
4	2384.00	37.57	-16.43	54.00	38.53	30.25	35.44	100	174	Average
5 @	2441.00	91.84			92.74	30.28	35.47	100	360	Peak
6 @	2441.00	86.80			87.69	30.28	35.49	100	174	Average
7	2488.00	49.75	-24.25	74.00	50.60	30.30	35.51	100	360	Peak
8	2488.00	37.69	-16.31	54.00	38.54	30.30	35.51	100	174	Average

Remark: #3 and #4 Fundamental Signal



Site : 03CH06-HY
Condition : HF-ANT-060410 HORIZONTAL
EUT : 3G 手機(WLAN+BT)
Power : 120Vac/60Hz
Model : FR 681007
Memo : BT Tx_CH39;2441MHz
Plane : E2
Data Rate : DHS

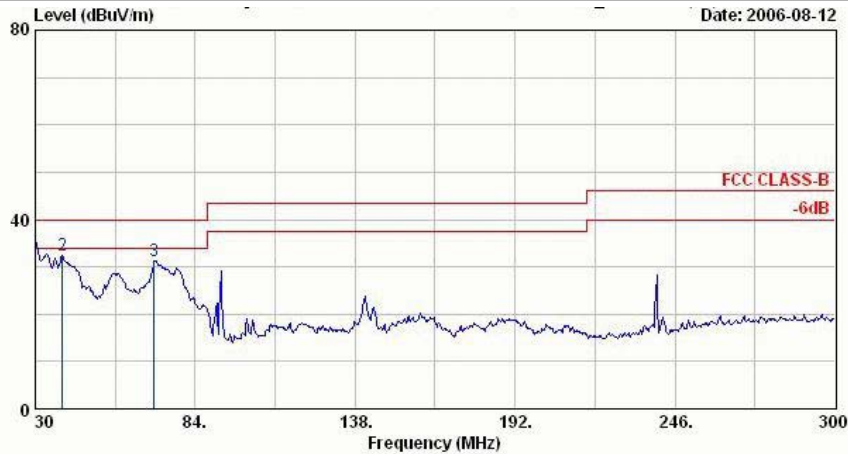


Site : 03CH06-HY
Condition : HF-ANT-060410 HORIZONTAL
EUT : 3G 手機(WLAN+BT)
Power : 120Vac/60Hz
Model : FR 681007
Memo : BT Tx_CH39;2441MHz
Plane : E2
Data Rate : DHS



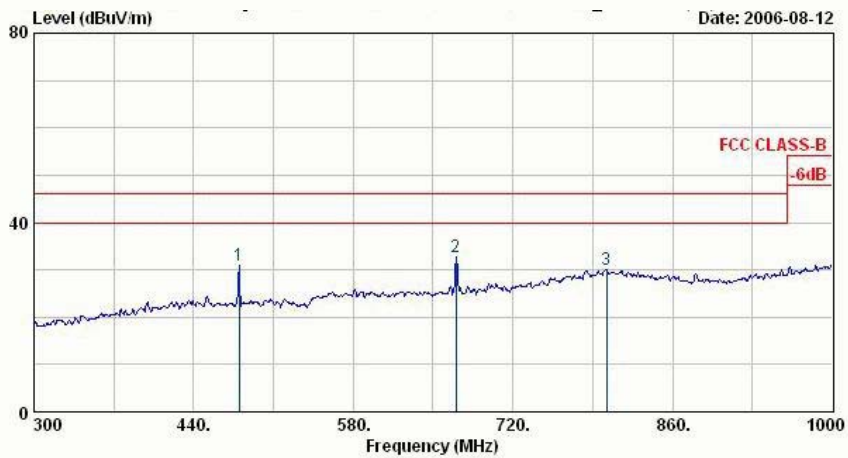
- Polarization : Vertical

The test that passed at minimum margin was marked by the frame in the following table.



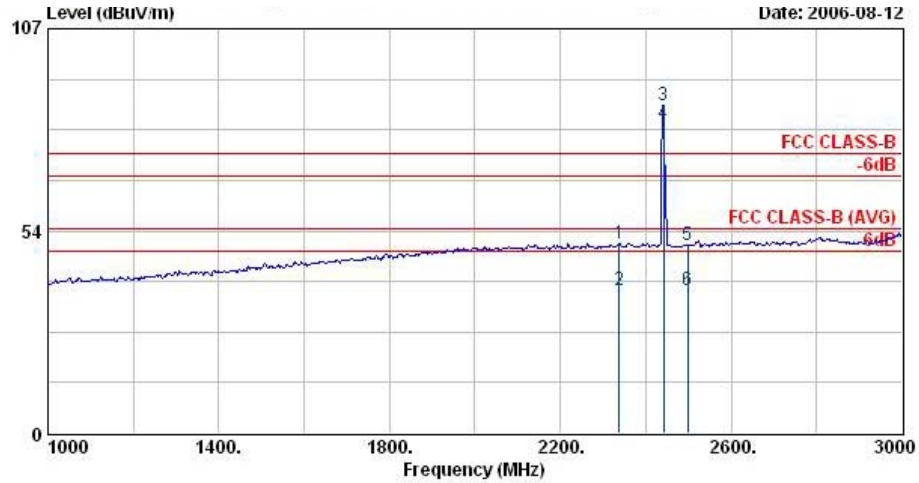
Site : 03CH06-HY
 Condition : BI-LOG-2004-1122 VERTICAL
 EUT : 3G 手機(WLAN+BT)
 Power : 120Vac/60Hz
 Model : FR 681007
 Memo : BT Tx_CH39,2441MHz
 Plane : E2
 Data Rate : DHS

	Freq	Level	Over	Limit	ReadAntenna	Cable	Preamp	Ant	Table	Remark
	MHz	dBuV/m	dB	dBuV/m	dBuV	dB	dB	cm	deg	
1 @	30.00	35.49	-4.51	40.00	44.48	18.73	0.90	28.62	120	220 Peak
2 @	39.18	32.32	-7.68	40.00	44.47	15.28	1.23	28.66	400	0 Peak
3 @	70.23	31.10	-8.90	40.00	52.17	6.26	1.36	28.68	400	0 Peak



Site : 03CH06-HY
 Condition : BI-LOG-2004-1122 VERTICAL
 EUT : 3G 手機(WLAN+BT)
 Power : 120Vac/60Hz
 Model : FR 681007
 Memo : BT Tx_CH39,2441MHz
 Plane : E2
 Data Rate : DHS

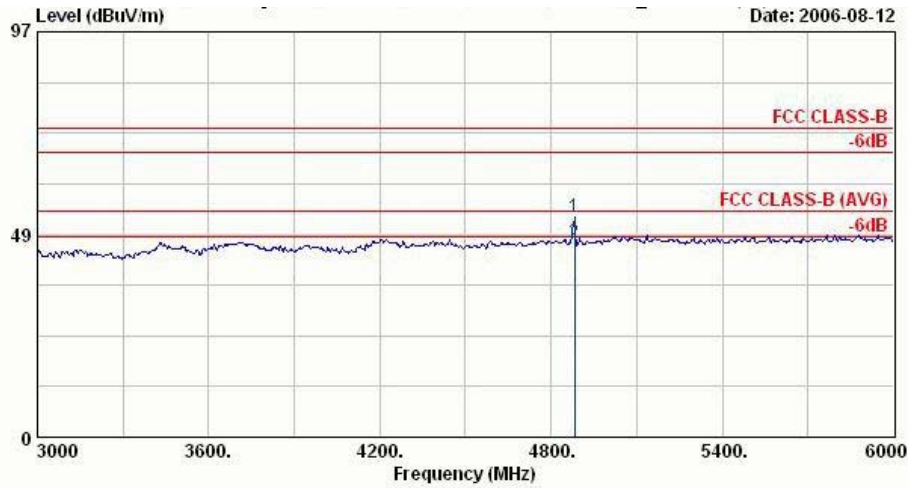
	Freq	Level	Over	Limit	ReadAntenna	Cable	Preamp	Ant	Table	Remark
	MHz	dBuV/m	dB	dBuV/m	dBuV	dB	dB	cm	deg	
1	479.90	30.80	-15.20	46.00	38.63	16.93	4.06	28.82	100	0 Peak
2	670.30	32.66	-13.34	46.00	37.94	18.71	4.98	28.97	100	0 Peak
3	801.90	30.03	-15.97	46.00	31.44	21.86	5.61	28.88	100	0 Peak



Site : 03CH06-HY
 Condition : HF-ANT-060410 VERTICAL
 EUT : 3G 手機(WLAN+BT)
 Power : 120Vac/60Hz
 Model : FR 681007
 Memo : BT Tx_CH39,2441MHz
 Plane : E2
 Data Rate : DH5

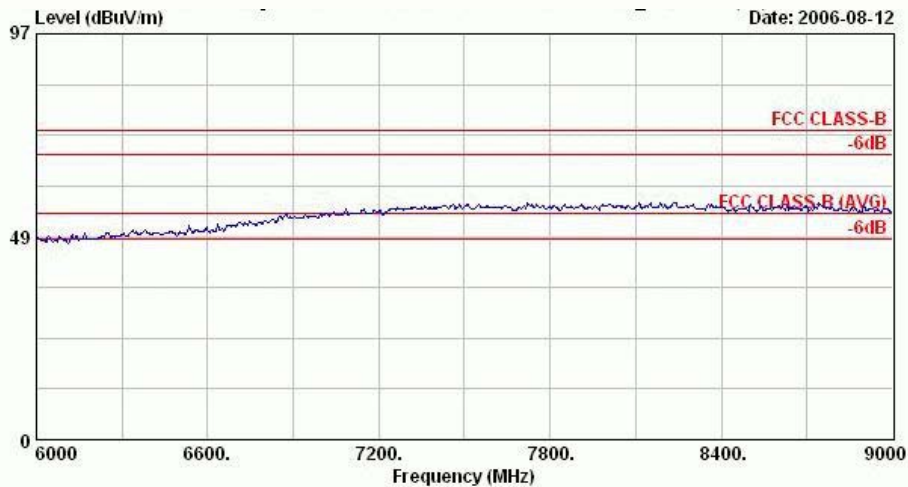
	Freq	Level	Over	Limit	ReadAntenna	Cable	Preamp	Ant	Table	Remark
	MHz	dBuV/m	dB	dBuV/m	dBuV	dB	dB	cm	deg	
1	2338.00	50.29	-23.71	74.00	51.29	30.24	4.17	35.40	100	360 Peak
2	2338.00	37.77	-16.23	54.00	38.77	30.24	4.17	35.40	103	113 Average
3 @	2441.00	86.55			87.45	30.28	4.29	35.47	100	360 Peak
4 @	2441.00	81.89			82.78	30.28	4.33	35.49	103	113 Average
5	2498.00	49.79	-24.21	74.00	50.63	30.30	4.39	35.53	100	360 Peak
6	2498.00	37.71	-16.29	54.00	38.55	30.30	4.39	35.53	103	113 Average

Remark: #3 and #4 Fundamental Signal



Site : 03CH06-HY
 Condition : HF-ANT-060410 VERTICAL
 EUT : 3G 手機(WLAN+BT)
 Power : 120Vac/60Hz
 Model : FR 681007
 Memo : BT Tx_CH39;2441MHz
 Plane : E2
 Data Rate : DHS

	Freq	Level	Over Limit	Limit Line	ReadAntenna Level	Antenna Factor	Cable Loss	Preamp Factor	Ant Pos	Table Pos	Remark
	MHz	dBuV/m	dB	dBuV/m	dBuV	dB/m	dB	dB	cm	deg	
1	4882.00	52.69	-21.31	74.00	49.41	33.14	6.30	36.16	200	360	Peak
2 @	4882.00	46.34	-7.66	54.00	43.06	33.14	6.30	36.16	100	205	Average



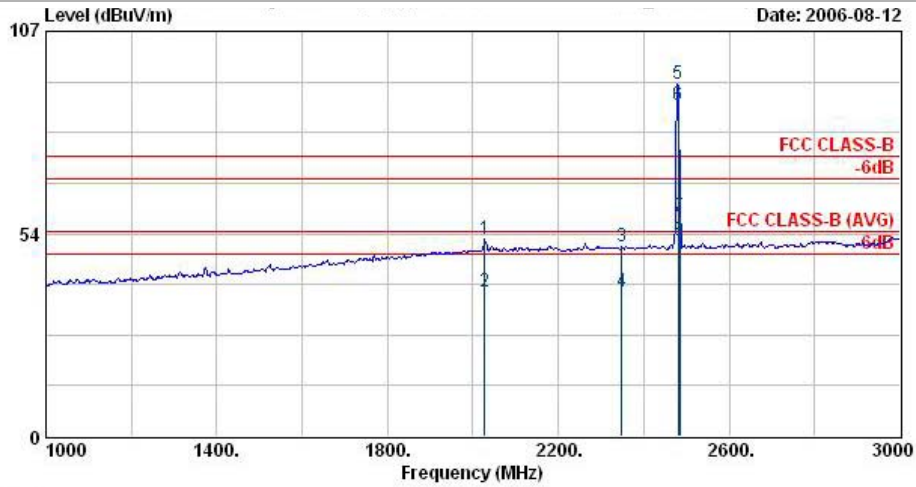
Site : 03CH06-HY
 Condition : HF-ANT-060410 VERTICAL
 EUT : 3G 手機(WLAN+BT)
 Power : 120Vac/60Hz
 Model : FR 681007
 Memo : BT Tx_CH39;2441MHz
 Plane : E2
 Data Rate : DHS

Remark: There is no more obvious spurious emission except the listings above.



- Test Mode : Mode 9
- Polarization : Horizontal

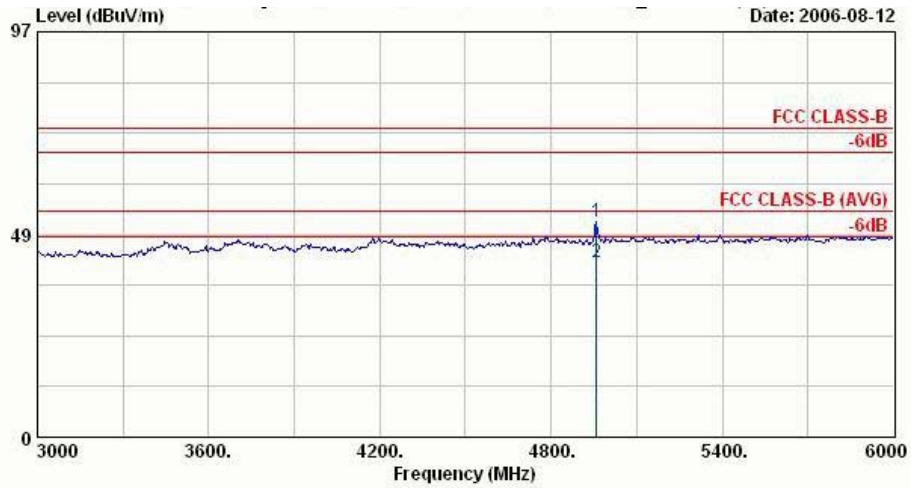
The test that passed at minimum margin was marked by the frame in the following table.



Site : 03CH06-HY
 Condition : HF-ANT-060410 HORIZONTAL
 EUT : 3G 手機(WLAN+BT)
 Power : 120Vac/60Hz
 Model : FR 681007
 Memo : BT Tx_CH78,2480MHz
 Plane : E2
 Data Rate : DH5

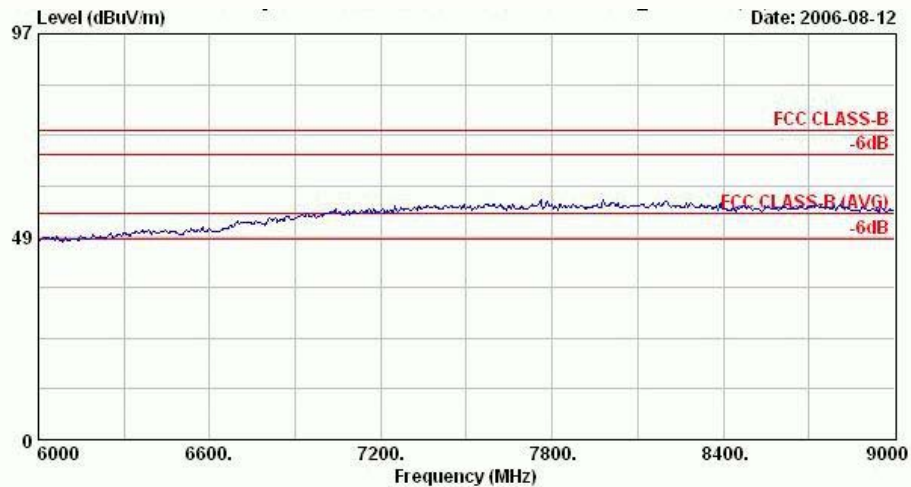
	Freq	Level	Over	Limit	Read	Antenna	Cable	Preamp	Ant	Table	Remark
	MHz	dBuV/m	Limit	Line	Level	Factor	Loss	Factor	Pos	Pos	
			dB	dBuV/m	dBuV	dB/m	dB	dB	cm	deg	
1	2028.00	52.22	-21.78	74.00	53.51	30.11	3.79	35.19	100	0	Peak
2	2028.00	38.34	-35.66	74.00	39.63	30.11	3.79	35.19	100	0	Peak
3	2348.00	50.02	-23.98	74.00	51.00	30.24	4.20	35.42	100	0	Peak
4	2348.00	38.08	-15.92	54.00	39.06	30.24	4.20	35.42	100	170	Average
5 @	2480.00	93.07			93.93	30.29	4.36	35.51	100	0	Peak
6 @	2480.00	87.49			88.35	30.29	4.36	35.51	100	170	Average
7	2483.50	58.23	-15.77	74.00	59.09	30.29	4.36	35.51	100	0	Peak
8 @	2483.50	51.69	-2.31	54.00	52.55	30.29	4.36	35.51	100	170	Average

Remark: #3 and #4 Fundamental Signal

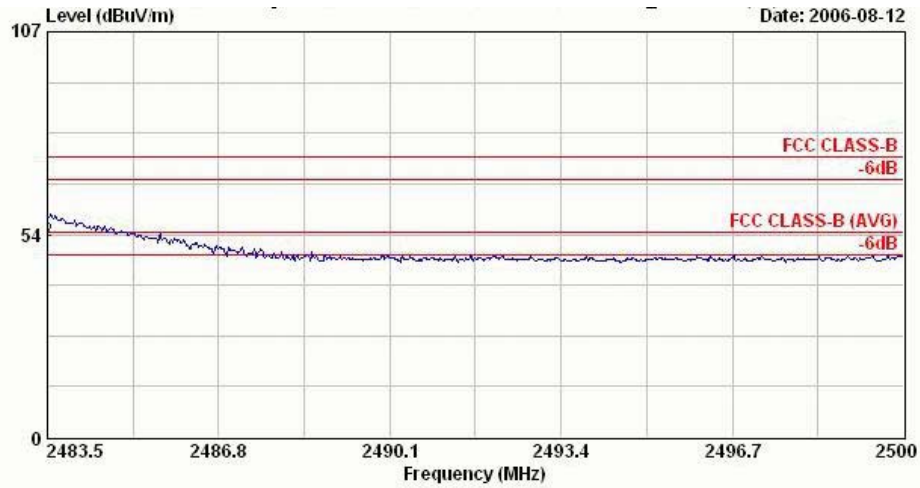


Site : 03CH06-HY
 Condition : HF-ANT-060410 HORIZONTAL
 EUT : 3G 手機(WLAN+BT)
 Power : 120Vac/60Hz
 Model : FR 681007
 Memo : BT Tx_CH78,2480MHz
 Plane : E2
 Data Rate : DHS

	Freq	Level	Over	Limit	Read	Antenna	Cable	Preamp	Ant	Table	Remark
	MHz	dBuV/m	dB	dBuV/m	dBuV	dB/m	dB	dB	cm	deg	
1	4960.00	51.62	-22.38	74.00	47.98	33.47	6.39	36.23	200	0	Peak
2 @	4960.00	41.67	-12.33	54.00	38.04	33.47	6.39	36.23	100	283	Average



Site : 03CH06-HY
 Condition : HF-ANT-060410 HORIZONTAL
 EUT : 3G 手機(WLAN+BT)
 Power : 120Vac/60Hz
 Model : FR 681007
 Memo : BT Tx_CH78,2480MHz
 Plane : E2
 Data Rate : DHS



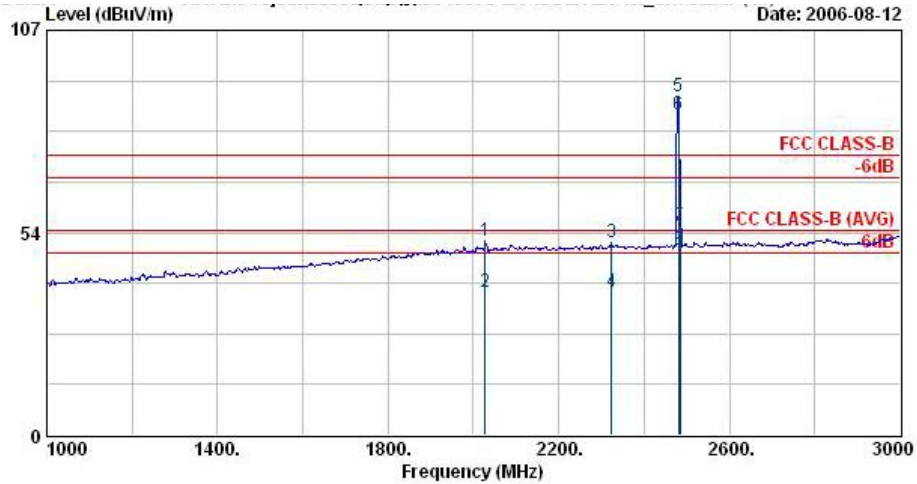
Site : 03CH06-HY
 Condition : HF-ANT-060410 HORIZONTAL
 EUT : 3G 手機(WLAN+BT)
 Power : 120Vac/60Hz
 Model : FR 681007
 Memo : BT Tx_CH78,2480MHz
 Plane : E2
 Data Rate : DHS

	Freq	Level	Over	Limit	ReadAntenna	Cable	Preamp	Ant	Table	Remark
	MHz	dBuV/m	dB	dBuV/m	dBuV	dB	dB	cm	deg	
1	2483.50	58.23	-15.77	74.00	59.09	30.29	4.36	35.51	100	0 Peak
2 @	2483.50	51.69	-2.31	54.00	52.55	30.29	4.36	35.51	100	170 Average



- Polarization : Vertical

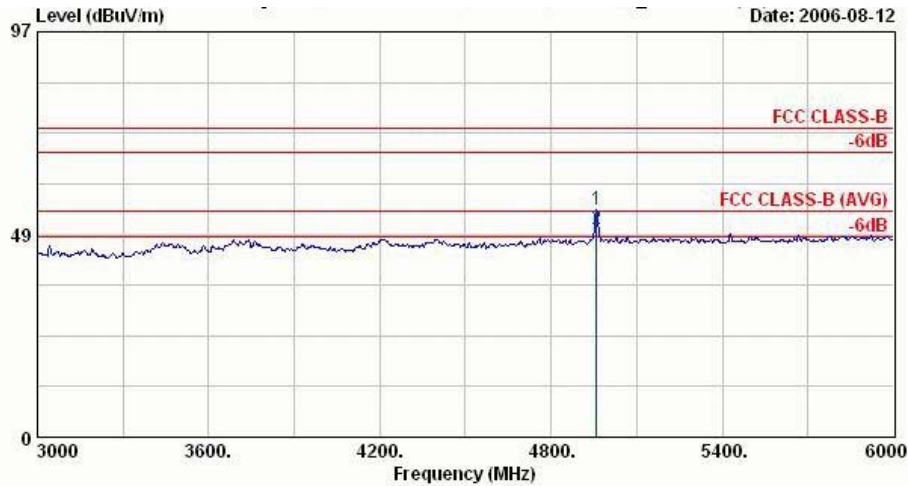
The test that passed at minimum margin was marked by the frame in the following table.



Site : 03CH06-HY
 Condition : HF-ANT-060410 VERTICAL
 EUT : 3G 手機(WLAN+BT)
 Power : 120Vac/60Hz
 Model : FR 681007
 Memo : BT Tx_CH78,2480MHz
 Plane : E2
 Data Rate : DH5

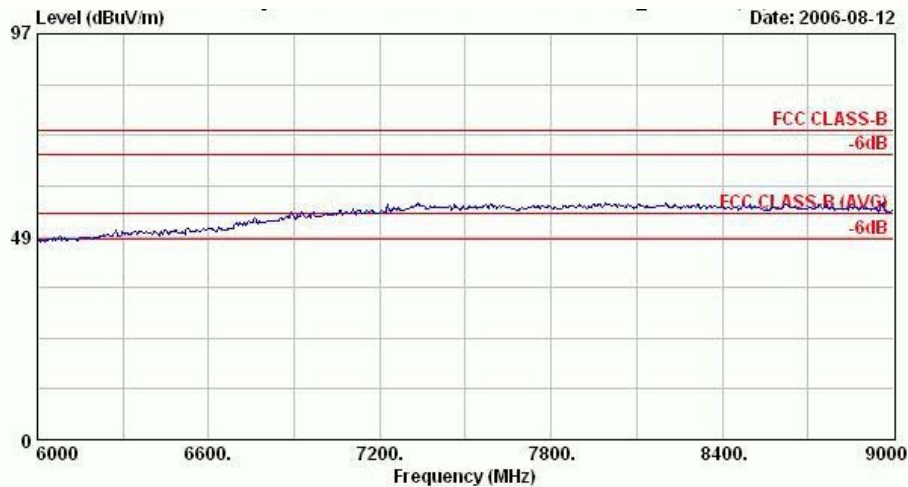
	Freq	Level	Over Limit	Limit Line	ReadAntenna Level	Antenna Factor	Cable Loss	Preamp Factor	Ant Pos	Table Pos	Remark
	MHz	dBuV/m	dB	dBuV/m	dBuV	dB/m	dB	dB	cm	deg	
1	2028.00	51.42	-22.58	74.00	52.71	30.11	3.79	35.19	100	360	Peak
2	2028.00	37.88	-16.12	54.00	39.17	30.11	3.79	35.19	105	113	Average
3	2324.00	50.72	-23.28	74.00	51.72	30.23	4.17	35.40	100	360	Peak
4	2324.00	37.92	-16.08	54.00	38.92	30.23	4.17	35.40	105	113	Average
5 @	2480.00	89.66			90.52	30.29	4.36	35.51	100	360	Peak
6 @	2480.00	84.65			85.51	30.29	4.36	35.51	105	113	Average
7	2483.50	55.39	-18.61	74.00	56.25	30.29	4.36	35.51	100	360	Peak
8 @	2483.50	49.00	-5.00	54.00	49.86	30.29	4.36	35.51	105	113	Average

Remark: #3 and #4 Fundamental Signal

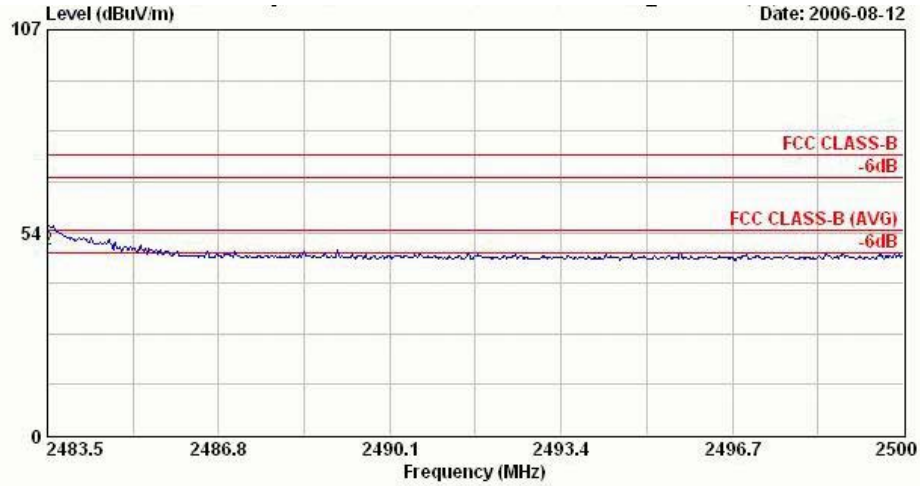


Site : 03CH06-HY
 Condition : HF-ANT-060410 VERTICAL
 EUT : 3G 手機(WLAN+BT)
 Power : 120Vac/60Hz
 Model : FR 681007
 Memo : BT Tx_CH78,2480MHz
 Plane : E2
 Data Rate : DHS

	Freq	Level	Over Limit	Limit Line	ReadAntenna Level	Antenna Factor	Cable Loss	Preamp Factor	Ant Pos	Table Pos	Remark
	MHz	dBuV/m	dB	dBuV/m	dBuV	dB/m	dB	dB	cm	deg	
1	4960.00	54.52	-19.48	74.00	50.89	33.47	6.39	36.23	200	360	Peak
2 @	4960.00	49.63	-4.37	54.00	46.00	33.47	6.39	36.23	100	13	Average



Site : 03CH06-HY
 Condition : HF-ANT-060410 VERTICAL
 EUT : 3G 手機(WLAN+BT)
 Power : 120Vac/60Hz
 Model : FR 681007
 Memo : BT Tx_CH78,2480MHz
 Plane : E2
 Data Rate : DHS



Site : 03CH06-HY
 Condition : HF-ANT-060410 VERTICAL
 EUT : 3G 手機(WLAN+BT)
 Power : 120Vac/60Hz
 Model : FR 681007
 Memo : BT Tx_CH78;2480MHz
 Plane : E2
 Data Rate : DHS

	Freq	Level	Over Limit	Limit Line	ReadAntenna Level	Antenna Factor	Cable Loss	Preamp	Ant Pos	Table Pos	Remark
	MHz	dBuV/m	dB	dBuV/m	dBuV	dB/m	dB	dB	cm	deg	
1	2483.50	55.39	-18.61	74.00	56.25	30.29	4.36	35.51	100	0	Peak
2 @	2483.50	49.00	-5.00	54.00	49.86	30.29	4.36	35.51	105	113	Average

Remark: There is no more obvious spurious emission except the listings above.



5.12 Antenna Requirements

5.12.1 Standard Applicable

For intentional device, according to FCC 47 CFR Section 15.203, an intentional radiator shall be designed to ensure that no other antenna except assembled by the responsible party shall be used with the device.

And according to FCC 47 CFR Section 15.247 (b), if directional gain of transmitting antennas is greater than 6dBi, the power shall be reduced by the same level in dB comparing to gain minus 6dBi.

5.12.2 Antenna Connected Construction

The antennas used in this product are Chip antennas for both WLAN and BT without antenna connector and it is considered to meet antenna requirement of FCC.

5.12.3 Antenna Gain

The antenna gain of EUT is less than 6 dBi. Therefore, it is not necessary to reduce maximum peak output power limit.



6 List of Measuring Equipments Used

Instrument	Manufacturer	Model No.	Serial No.	Characteristics	Calibration Date	Due Date	Remark
EMC Receiver	R&S	ESCS 30	100174	9kHz – 2.75GHz	Feb. 22, 2006	Feb. 22, 2007	Conduction (CO01-HY)
LISN	MessTec	NNB-2/16Z	2001/009	9kHz – 30MHz	Mar. 29, 2006	Mar. 29, 2007	Conduction (CO01-HY)
LISN (Support Unit)	MessTec	NNB-2/16Z	2001/004	9kHz – 30MHz	Apr. 19, 2006	Apr. 19, 2007	Conduction (CO01-HY)
EMI Filter	LINDGREN	LRE-2060	1004	< 450Hz	N/A	N/A	Conduction (CO01-HY)
EMI Filter	LINDGREN	N6006	201052	0 – 60Hz	N/A	N/A	Conduction (CO01-HY)
RF Cable-CON	Suhner Switzerland	RG223/U	CB029	9kHz – 30MHz	Dec. 22, 2005	Dec. 22, 2006	Conduction (CO01-HY)
Spectrum analyzer	Agilent	E4408B	MY44211030	9KHz-26.5GHz	Jul. 25, 2006	Jul. 24, 2007	Radiation (03CH06-HY)
Receiver	R&S	ESCS30	100356	9KHz-2.75GHz	Jun. 28, 2006	Jun. 27, 2007	Radiation (03CH06-HY)
Controller	CT	SC100	N/A	N/A	N/A	N/A	Radiation (03CH06-HY)
Bilog Antenna	SCHAFFNER	CBL6112B	2885	30MHz -2GHz	Nov. 22, 2004	Nov. 22, 2006	Radiation (03CH06-HY)
Horn Antenna	Com-Power	AH118	071025	1G-18G	Feb. 1, 2005	Feb. 1, 2007	Radiation (03CH06-HY)
SHF-EHF Horn	SCHWARZBECK	BBHA 9170	9170-249	14G - 40G	Jul. 21, 2006	Jul. 20, 2007	Radiation (03CH06-HY)
Amplifier	MITEQ	AMF-6F	997165	26G - 40G	Jul. 21, 2006	Jul. 20, 2007	Radiation (03CH06-HY)
Turn Table	HD	DS 420	420/650/00	0 ~ 360 degree	N/A	N/A	Radiation (03CH06-HY)
Antenna Mast	HD	MA 240	240/560/00	1 m - 4 m	N/A	N/A	Radiation (03CH06-HY)
Power Meter	Agilent	E4416A	GB41292344	N/A	Jan. 23, 2006	Jan. 22, 2008	Radiation (03CH06-HY)
Power Sensor	Agilent	E9327A	US40441548	N/A	Feb. 06, 2006	Feb. 05, 2007	Radiation (03CH06-HY)



7 Uncertainty Evaluation

Uncertainty of Conducted Emission Measurement (150kHz ~ 30MHz)

Contribution	Uncertainty of x_i		$u(x_i)$
	dB	Probability Distribution	
Receiver reading	0.10	Normal(k=2)	0.05
Cable loss	0.10	Normal(k=2)	0.05
AMN insertion loss	2.50	Rectangular	0.63
Receiver Spec	1.50	Rectangular	0.43
Site imperfection	1.39	Rectangular	0.80
Mismatch	+0.34/-0.35	U-shape	0.24
combined standard uncertainty Uc(y)	1.13		
Measuring uncertainty for a level of confidence of 95% U=2Uc(y)	2.26		

Uncertainty of Radiated Emission Measurement (30MHz ~ 1000MHz)

Contribution	Uncertainty of x_i		$u(x_i)$
	dB	Probability Distribution	
Receiver reading	0.41	Normal(k=2)	0.21
Antenna factor calibration	0.83	Normal(k=2)	0.42
Cable loss calibration	0.25	Normal(k=2)	0.13
Pre Amplifier Gain calibration	0.27	Normal(k=2)	0.14
RCV/SPA specification	2.50	Rectangular	0.72
Antenna Factor Interpolation for Frequency	1.00	Rectangular	0.29
Site imperfection	1.43	Rectangular	0.83
Mismatch	+0.39/-0.41	U-shaped	0.28
combined standard uncertainty Uc(y)	1.27		
Measuring uncertainty for a level of confidence of 95% U=2Uc(y)	2.54		



Uncertainty of Radiated Emission Measurement (1GHz ~ 40GHz)

Contribution	Uncertainty of x_i		$u(x_i)$	C_i	$C_i * u(x_i)$
	dB	Probability Distribution			
Receiver reading	±0.10	Normal(k=1)	0.10	1	0.10
Antenna factor calibration	±1.70	Normal(k=2)	0.85	1	0.85
Cable loss calibration	±0.50	Normal(k=2)	0.25	1	0.25
Receiver Correction	±2.00	Rectangular	1.15	1	1.15
Antenna Factor Directional	±1.50	Rectangular	0.87	1	0.87
Site imperfection	±2.80	Triangular	1.14	1	1.14
Mismatch Receiver VSWR $\Gamma_1 = 0.197$ Antenna VSWR $\Gamma_2 = 0.194$ Uncertainty = $20 \log(1 - \Gamma_1 * \Gamma_2 * \Gamma_3)$	+0.34/-0.35	U-shaped	0.244	1	0.244
Combined standard uncertainty $U_c(y)$	2.36				
Measuring uncertainty for a level of confidence of 95% $U = 2U_c(y)$	4.72				