



### Appendix C. Test Setup Photographs


**EUT Back**




**EUT Back (NB)**




**EUT Front**




**EUT Left-Side**




**EUT Right-Side**



**EUT Right-Side (NB)**



### EUT Tip



### Depth of the liquid in the phantom



Note: The positions used in the measurements were according to IEEE 1528-2013.