



PHOTOGRAPHS OF THE TEST CONFIGURATION CONDUCTED EMISSION TEST




RADIATED EMISSION TEST
(For WLAN 2.4GHz & WLAN 5180 ~ 5700MHz)






A D T

RADIATED EMISSION TEST
(For WLAN 5745 ~ 5825MHz)



RADIATED EMISSION TEST (For Bluetooth EDR)






A D T



RADIATED EMISSION TEST

(For Bluetooth LE)



(Part 22)



RADIATED EMISSION TEST (GPRS/WCDMA/LTE Band 5)






A D T

ERP POWER TEST (GPRS/WCDMA/LTE Band 5)



(Part 24)


RADIATED EMISSION TEST (GPRS/WCDMA)





A D T



EIRP POWER TEST (GPRS/WCDMA)





A D T


RADIATED EMISSION TEST (LTE Band 2)







A D T

EIRP POWER TEST (LTE Band 2)





(Part 27)

RADIATED EMISSION TEST
(WCDMA/LTE Band 13/ LTE Band 4)




RADIATED EMISSION TEST (LTE Band 17)





A D T

ERP POWER TEST (WCDMA)





A D T

EIRP POWER TEST
(LTE Band 17/LTE Band 13/LTE Band 4)

