




Appendix D. Photographs of EUT and Setup

FCC SAR Test Report

<Photographs of EUT>



<Location of Antennas, EUT Front View>



The separation distance for antenna to edge:


Antenna	To Left Side (mm)	To Right Side (mm)	To Top Side (mm)	To Bottom Side (mm)
WWAN	165.7	19.8	2.45	165.05
WLAN / BT	32.1	226.1	6.15	173.14

Note:


Since the technical document related to the design of proximity sensor and power reduction is confidential, the detail about proximity sensor does not be described in this SAR report. Please refer to the technical documents as “Proximity Sensor Technical Description” and “Document for Power Reduction” for the details.

FCC SAR Test Report

<Photographs of SAR Setup>



Rear Face of EUT with 0 mm Gap



Rear Face of EUT with 14 mm Gap



Left Side of EUT with 0 mm Gap



Right Side of EUT with 0 mm Gap



Top Side of EUT with 0 mm Gap



Top Side of EUT with 17 mm Gap