
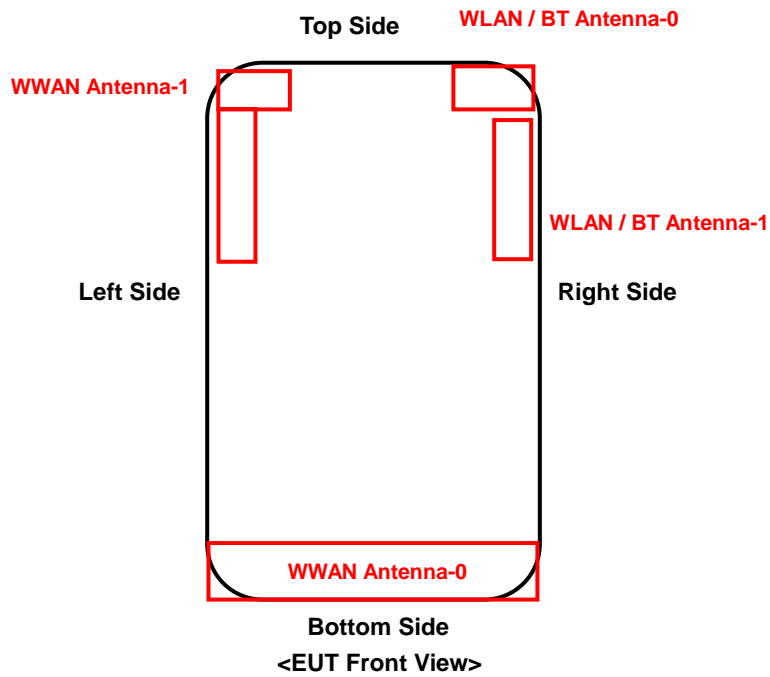


# FCC SAR Test Report

## <Photographs of EUT>



## <Antenna Location>




The separation distance for antenna to edge:


Antenna	To Top Side (mm)	To Bottom Side (mm)	To Left Side (mm)	To Right Side (mm)
WWAN Ant-0	147	0	0	0
WWAN Ant-1	0	91	0	58
BT/WLAN Ant-0	0	142	60	0
WLAN Ant-1	19	122	71	0

**Note :** The WWAN diversity antenna can transmit through either antenna-0 or antenna-1 at a time.


<Photographs of SAR Setup>



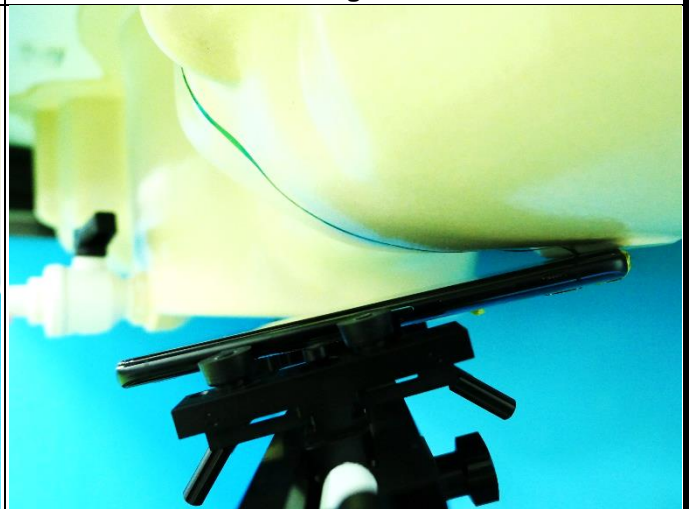
Head - Right Cheek



Head - Right Tilted




Head - Left Cheek



Head - Left Tilted




Body & Hotspot - Front Face of EUT at 10 mm



Body & Hotspot - Rear Face of EUT at 10 mm



Body & Hotspot - Left Side of EUT at 10 mm




Body & Hotspot - Right Side of EUT at 10 mm



Body & Hotspot - Top Side of EUT at 10 mm



Body & Hotspot - Bottom Side of EUT at 10 mm



Phablet - Right Side of EUT at 0 mm