

Data Sheet

CUSTOMER: ASUS

MODEL NAME: B7402

CUSTOMER P/N: 14008-04680400

ICT P/N: LA9RF342-CS-H

APPROVED	
MANUFACTURER	CUSTOMER
<i>PREPARED BY:</i>	<i>APPROVED BY:</i>
<i>CHECK BY:</i>	
<i>APPROVED BY:</i>	

Description

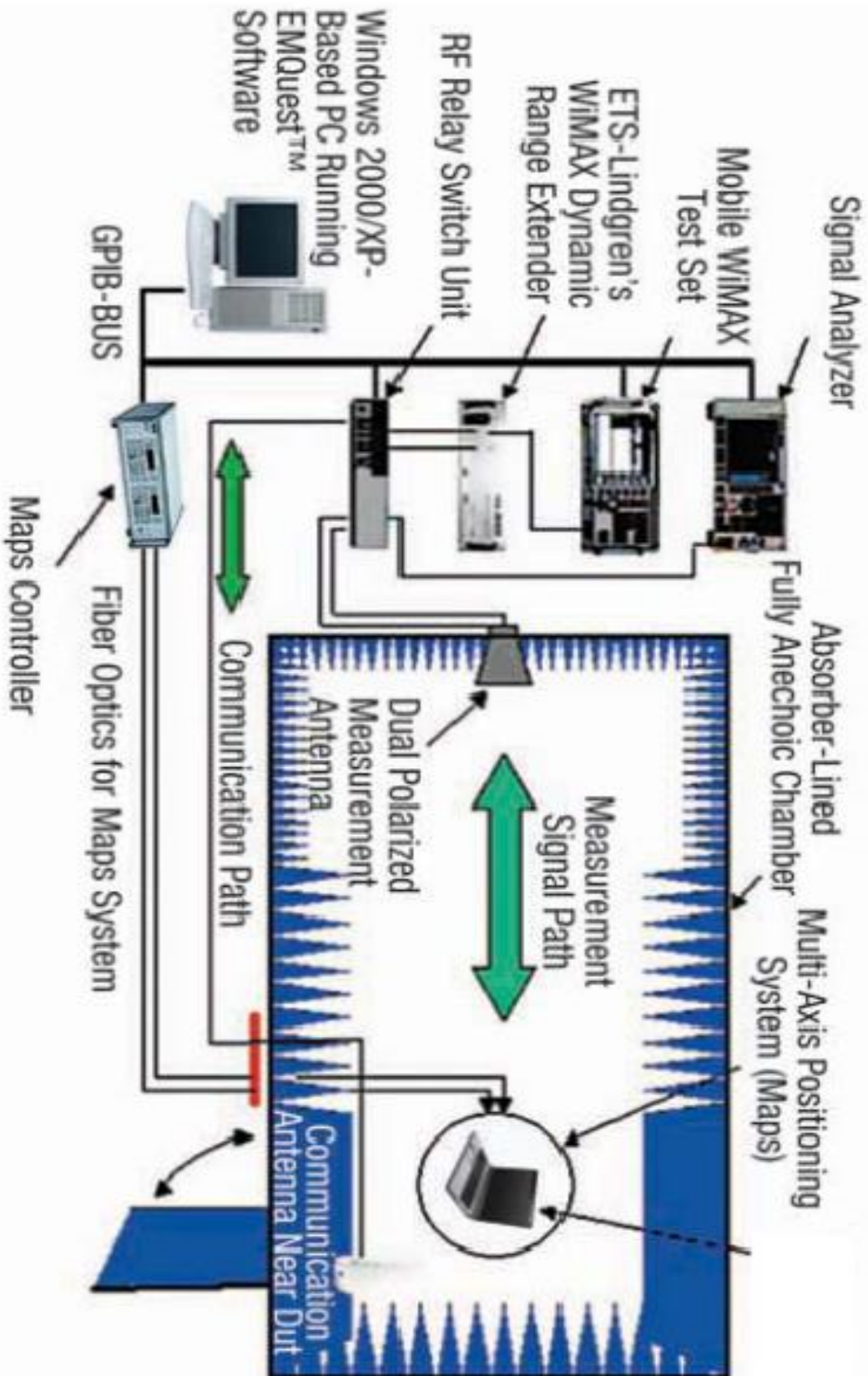
Specifications

ANT3(DG) Antenna

Antenna Part Number	Manufacturer	Antenna Type	Cable Assembly Part Number and Information	Frequency (MHz)		Cable Loss (dB)	Peak Gain (including cable loss)	
							PEAK GAIN	TX PEAK GAIN
14008-04680400	LUXSHARE-ICT.	CoupleType FPCB ANTENNA ANT3(DG)	1. Cable P/N: 012-323H-0020 2. Diameter:1.13mm 50 ohm coaxial cable 3.Cable length: 390 mm 4. Connector P/N: IPEX 20565-001R-13	WCDMA I	1920	0.83	-1.99	-0.83
				Band 1	1950	0.84	-2.38	
				NR Band 1	1980	0.84	-0.83	
				WCDMA II	1850	0.81	-3.40	-1.73
				Band 2	1880	0.82	-1.73	
				NR Band 2	1910	0.83	-1.77	
				Band 3	1710	0.78	-0.48	-0.48
				NR Band 3	1748	0.79	-0.49	
					1785	0.80	-1.57	
				WCDMA IV	1710	0.78	-0.48	-0.24
				Band 4	1733	0.79	-0.24	
					1755	0.79	-0.60	
				WCDMA V	824	0.58	-3.41	-2.49
				Band 5	837	0.58	-3.07	
				NR Band 5	849	0.58	-2.49	
				Band 7	2500	0.96	0.79	0.79
				NR Band 7	2535	0.96	-0.33	
					2570	0.97	-0.46	
				WCDMA VIII	880	0.59	-3.38	-1.78
				Band 8	898	0.59	-1.78	
				NR Band 8	915	0.60	-4.34	
Band 12	698	0.54	-6.95	-4.13				
	708	0.55	-5.00					
	716	0.55	-4.13					
Band 13	777	0.56	-1.89	-1.81				


					782	0.57	-1.81	
					787	0.57	-1.97	
				Band 14	788	0.57	-1.95	-1.95
					793	0.57	-2.11	
					798	0.57	-2.39	
				Band 17	704	0.55	-6.00	-4.13
					710	0.55	-4.44	
					716	0.55	-4.13	
				Band 18	815	0.57	-3.55	-3.28
					823	0.58	-3.39	
					830	0.58	-3.28	
				Band 19	830	0.58	-3.28	-2.70
					838	0.58	-3.07	
					845	0.58	-2.70	
				Band 20 NR Band 20	832	0.58	-3.29	-2.01
					847	0.58	-2.58	
					862	0.58	-2.01	
				Band 25	1850	0.81	-3.40	-1.69
					1883	0.82	-1.69	
					1915	0.83	-1.78	
				Band 26	814	0.57	-3.53	-2.49
					832	0.58	-3.29	
					849	0.58	-2.49	
				Band 28 NR Band 28	703	0.55	-6.16	-2.55
					726	0.55	-3.64	
					748	0.56	-2.55	
				Band 30	2305	0.91	1.63	1.63
					2310	0.92	1.43	
					2315	0.92	1.23	
				Band 34	2010	0.85	-1.61	-1.61
2018	0.85	-1.95						
2025	0.85	-2.25						
Band 38 NR Band 38	2570	0.97	-0.46	-0.46				
	2595	0.98	-0.74					
	2620	0.98	-0.83					

Band 39	1880	0.82	-1.73	-1.48
	1900	0.83	-1.48	
	1920	0.83	-1.99	
Band 40 NR Band 40	2300	0.91	1.58	1.58
	2350	0.92	0.25	
	2400	0.94	0.86	
Band 41 NR Band 41	2496	0.96	0.75	1.96
	2593	0.98	-0.60	
	2690	1.00	1.96	
Band 42	3400	1.14	1.63	1.94
	3500	1.16	1.94	
	3600	1.18	0.97	
Band 43	3600	1.18	0.97	0.97
	3700	1.19	0.18	
	3800	1.21	0.06	
Band 48 NR Band 48	3550	1.17	1.83	1.83
	3625	1.18	0.34	
	3700	1.19	0.18	
Band 66 NR Band 66	1710	0.78	-0.48	-0.44
	1745	0.79	-0.44	
	1780	0.80	-1.51	
NR Band 77	3300	1.12	0.58	1.90
	3750	1.20	0.37	
	4200	1.28	1.90	
NR Band 78	3300	1.12	0.58	1.93
	3550	1.17	1.93	
	3800	1.21	0.06	
NR Band 79	4400	1.31	0.88	1.79
	4700	1.36	0.36	
	5000	1.40	1.79	




Description

Antenna Picture1:

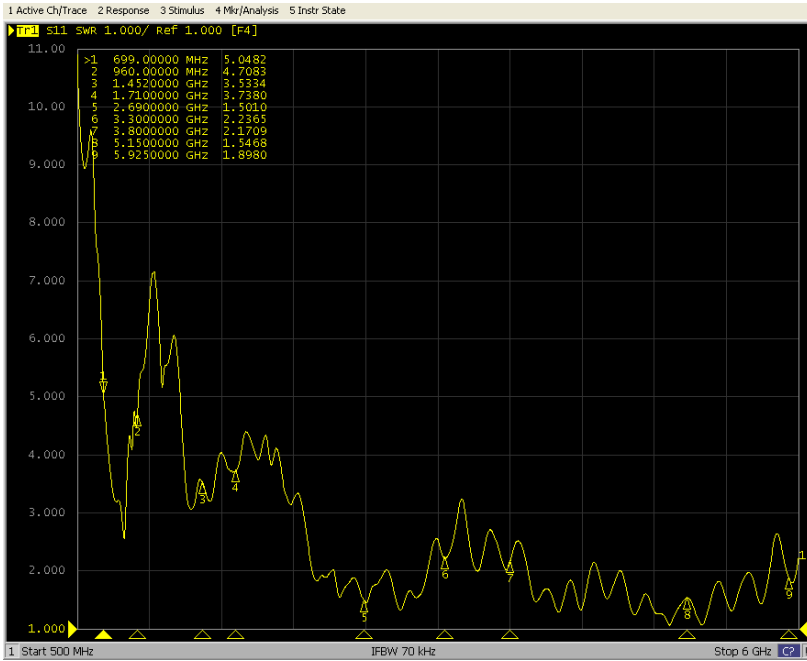


Antenna Picture2



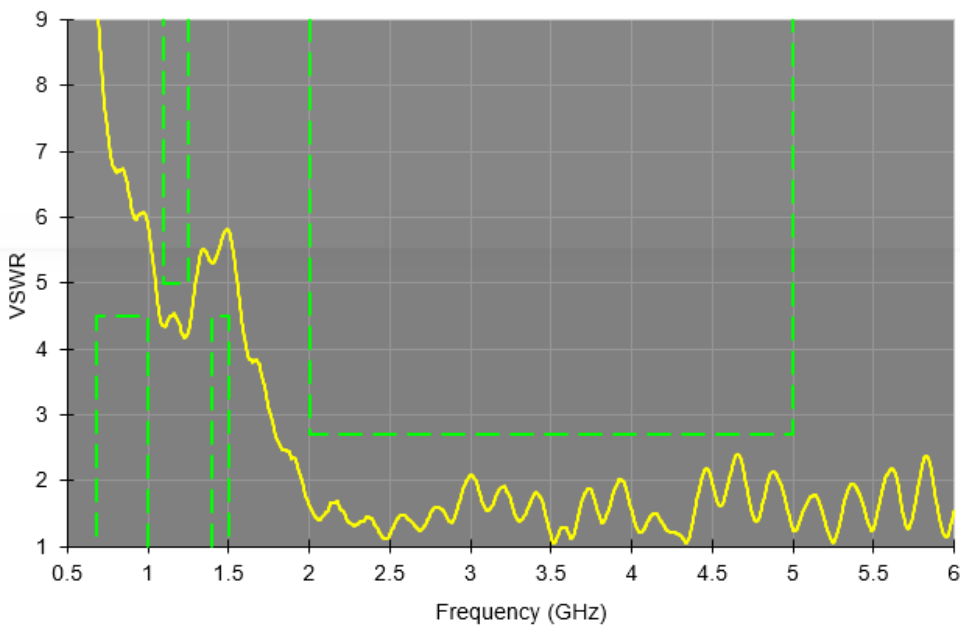
Performance Data

1. VSWR



2. SPEC

VSWR ANT3(DG)



Spec:

0.70 ~ 1.00 GHz > 4.5

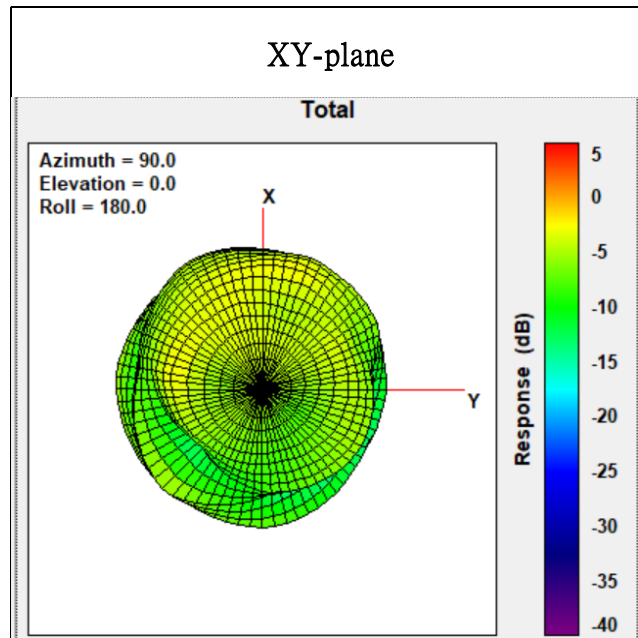
1.10 ~ 1.25 GHz < 5

1.40 ~ 1.50 GHz > 4.5

2.00 ~ 5.00 GHz < 2.7

Radiation characteristic in 1920MHz ~ 1980MHz (WCDMA I ,Band 1, NR Band 1)

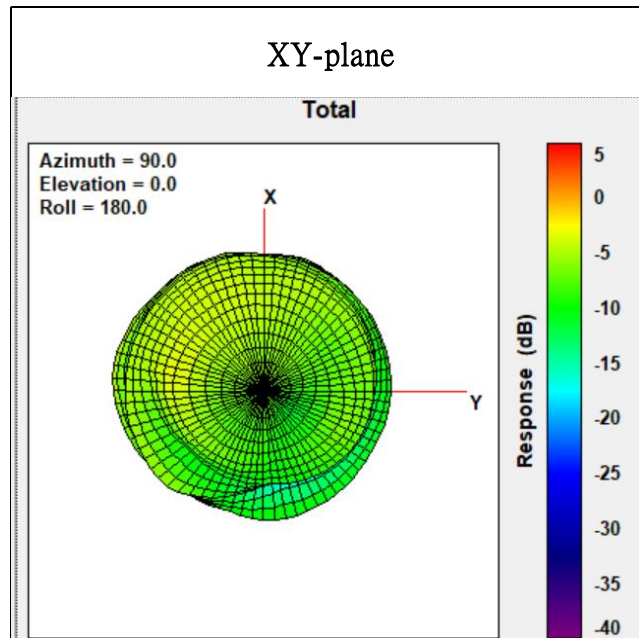
Antenna: 1980MHz



Center Frequency	1980 MHz
Three-dimensional (dBi) peak	-0.83

Radiation characteristic in 1850MHz ~ 1910MHz (WCDMA II ,Band 2 ,NR Band 2)

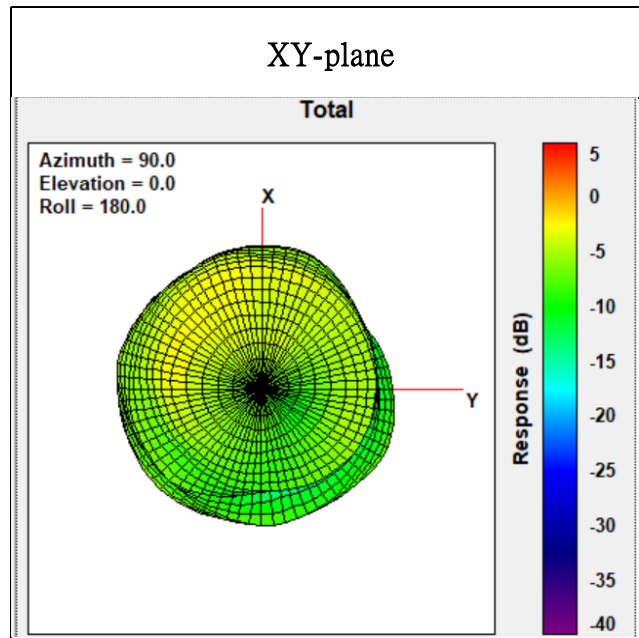
Antenna: 1880MHz



Center Frequency	1880 MHz
Three-dimensional (dBi) peak	-1.73

Radiation characteristic in 1710MHz ~ 1785MHz (Band 3 ,NR Band 3)

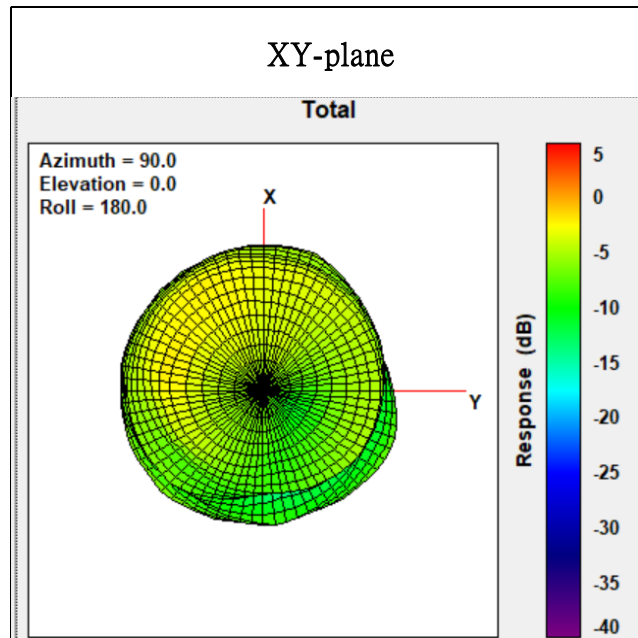
Antenna: 1710MHz



Center Frequency	1710 MHz
Three-dimensional (dBi) peak	-0.48

Radiation characteristic in 1710MHz ~ 1755MHz (WCDMA IV ,Band 4)

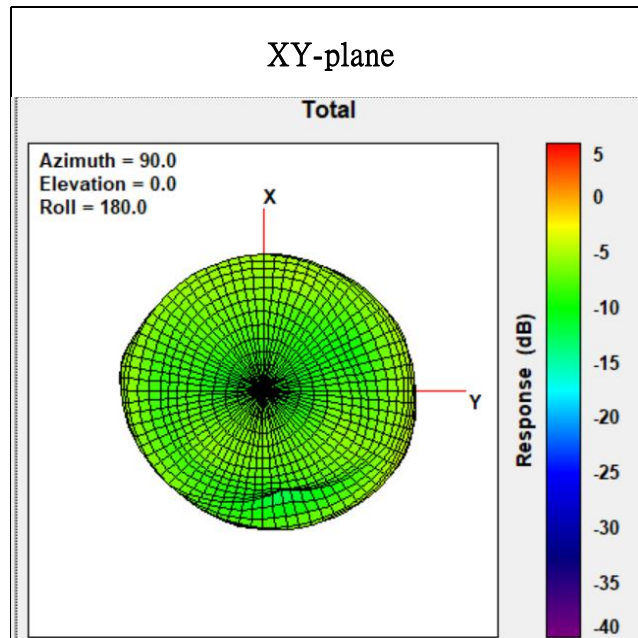
Antenna: 1733MHz



Center Frequency	1733 MHz
Three-dimensional (dBi) peak	-0.24

Radiation characteristic in 824MHz ~ 849MHz (WCDMA V, Band 5, NR Band 5)

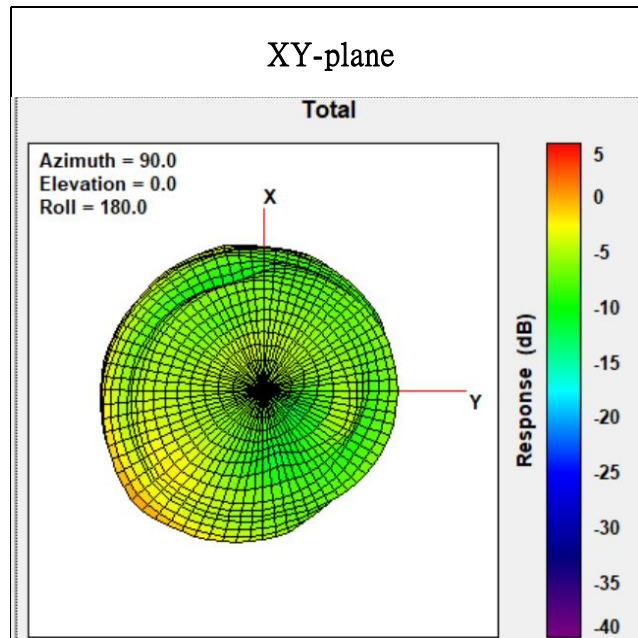
Antenna: 849MHz



Center Frequency	849 MHz
Three-dimensional (dBi) peak	-2.49

Radiation characteristic in 2500MHz ~ 2570MHz (Band 7 ,NR Band 7)

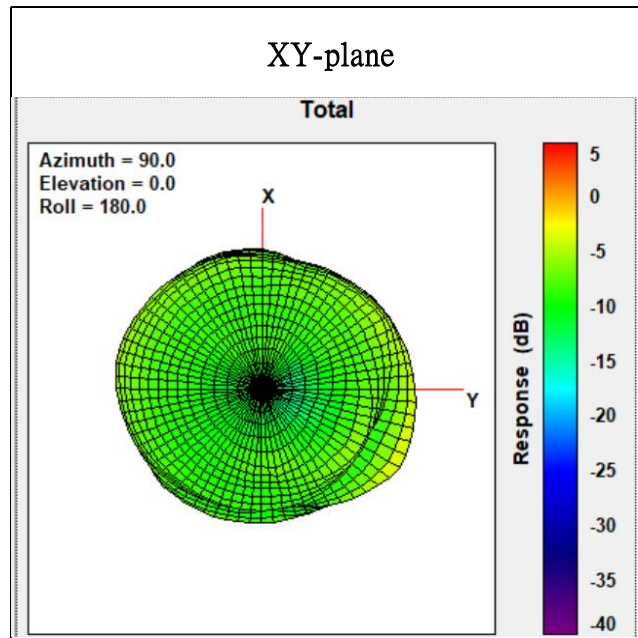
Antenna: 2500MHz



Center Frequency	2500 MHz
Three-dimensional (dBi) peak	0.79

Radiation characteristic in 880MHz ~ 915MHz (WCDMA VIII, Band 8, NR Band 8)

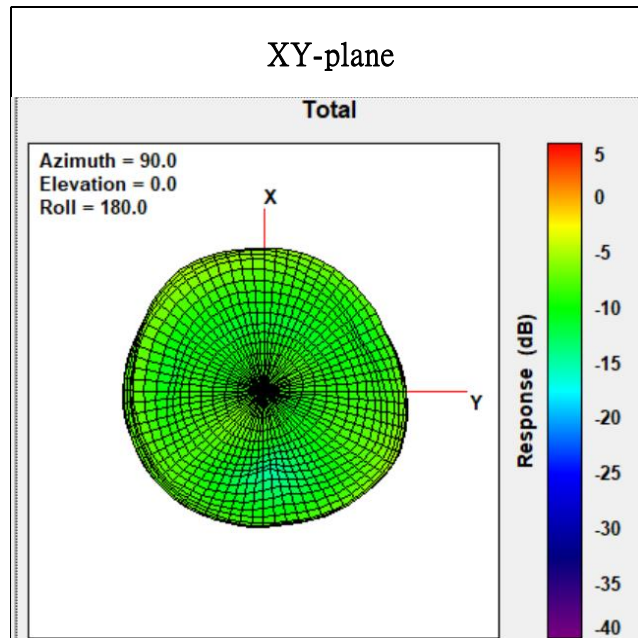
Antenna: 898MHz



Center Frequency	898 MHz
Three-dimensional (dBi) peak	-1.78

Radiation characteristic in 698MHz ~ 716MHz (Band 12)

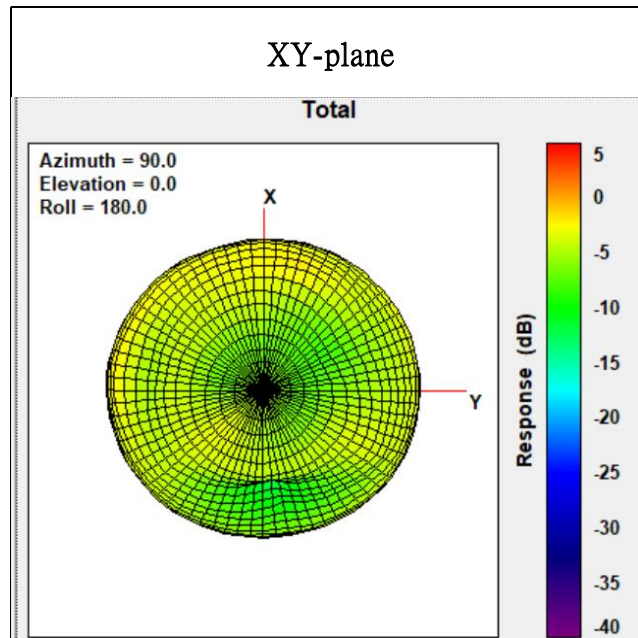
Antenna: 716MHz



Center Frequency	716 MHz
Three-dimensional (dBi) peak	-4.13

Radiation characteristic in 777MHz ~ 787MHz (Band 13)

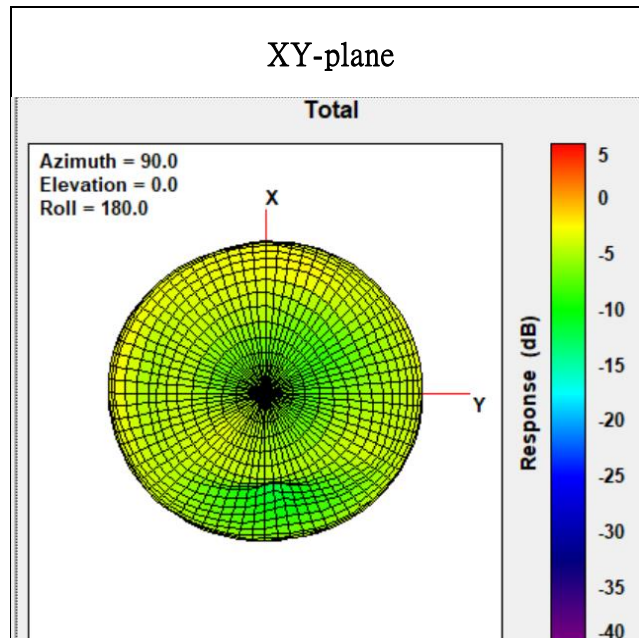
Antenna: 782MHz



Center Frequency	782 MHz
Three-dimensional (dBi) peak	-1.81

Radiation characteristic in 788MHz ~ 798MHz (Band 14)

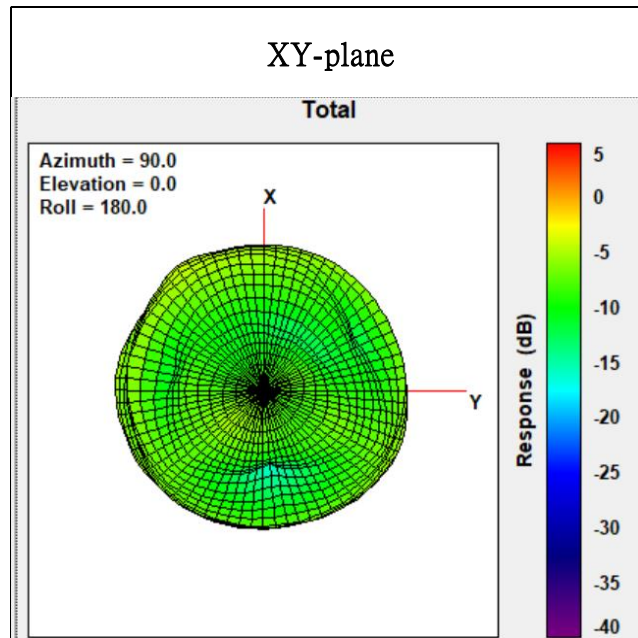
Antenna: 788MHz



Center Frequency	788 MHz
Three-dimensional (dBi) peak	-1.95

Radiation characteristic in 704MHz ~ 716MHz (Band 17)

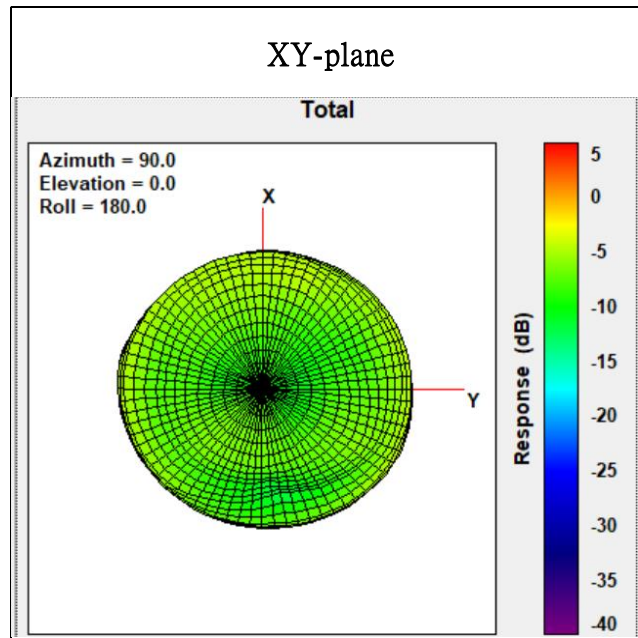
Antenna: 716MHz



Center Frequency	716 MHz
Three-dimensional (dBi) peak	-4.13

Radiation characteristic in 815MHz ~ 830MHz (Band 18)

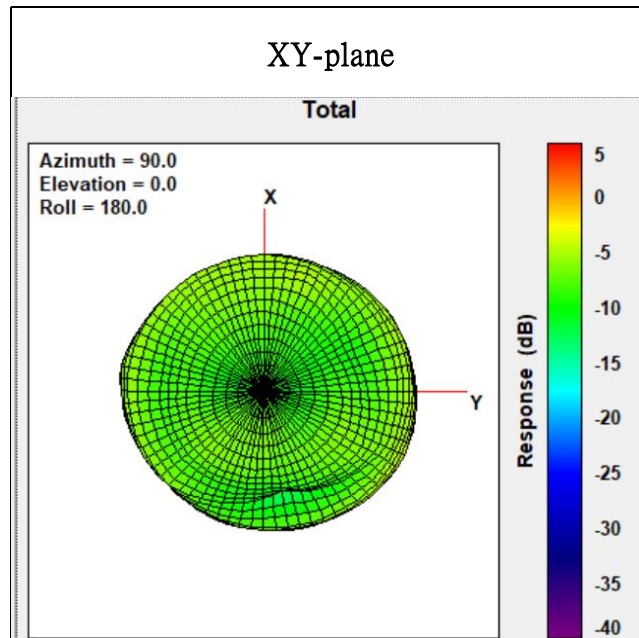
Antenna: 830MHz



Center Frequency	830 MHz
Three-dimensional (dBi) peak	-3.28

Radiation characteristic in 830MHz ~ 845MHz (Band 19)

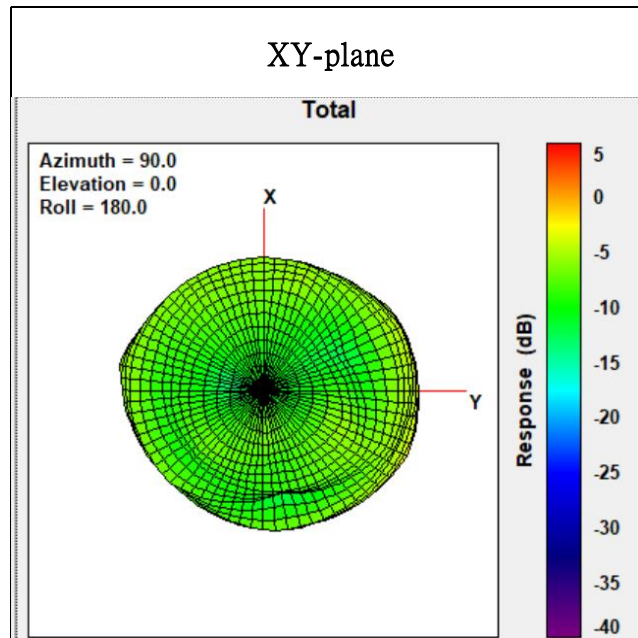
Antenna: 845MHz



Center Frequency	845 MHz
Three-dimensional (dBi) peak	-2.70

Radiation characteristic in 832MHz ~ 862MHz (Band 20 ,NR Band 20)

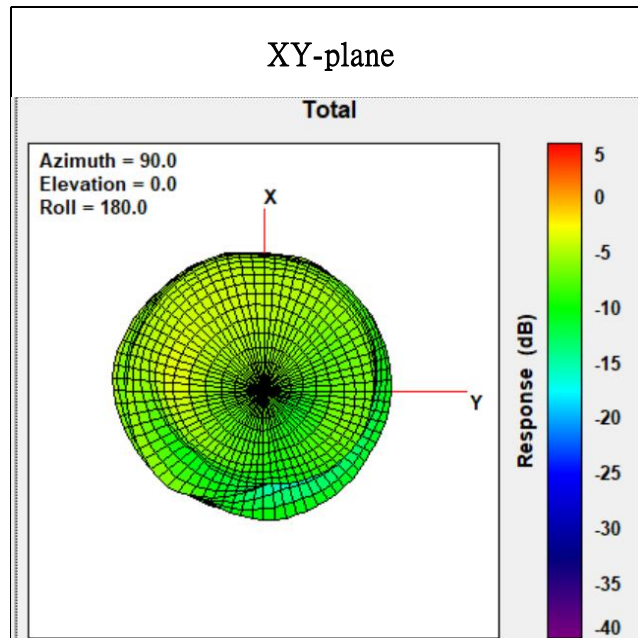
Antenna: 862MHz



Center Frequency	862 MHz
Three-dimensional (dBi) peak	-2.01

Radiation characteristic in 1850MHz ~ 1915MHz (Band 25)

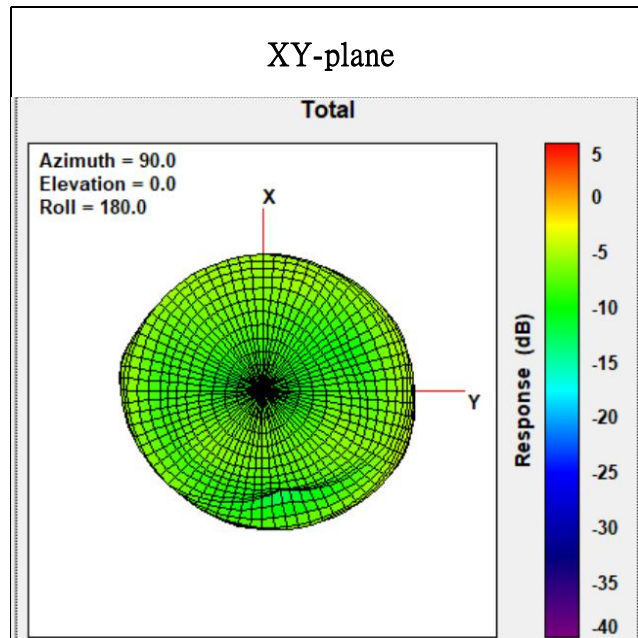
Antenna: 1883MHz



Center Frequency	1883 MHz
Three-dimensional (dBi) peak	-1.69

Radiation characteristic in 814MHz ~ 849MHz (Band 26)

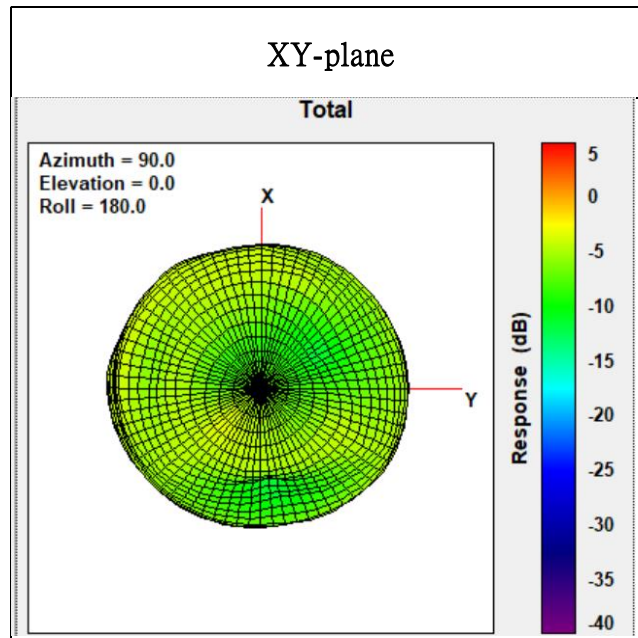
Antenna: 849MHz



Center Frequency	849 MHz
Three-dimensional (dBi) peak	-2.49

Radiation characteristic in 703MHz ~ 748MHz (Band 28, NR Band 28)

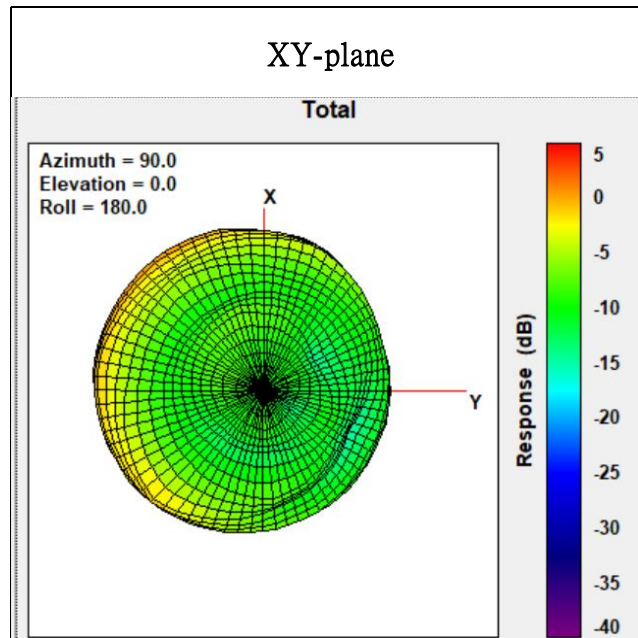
Antenna: 748MHz



Center Frequency	748 MHz
Three-dimensional (dBi) peak	-2.55

Radiation characteristic in 2305MHz ~ 2315MHz (Band 30)

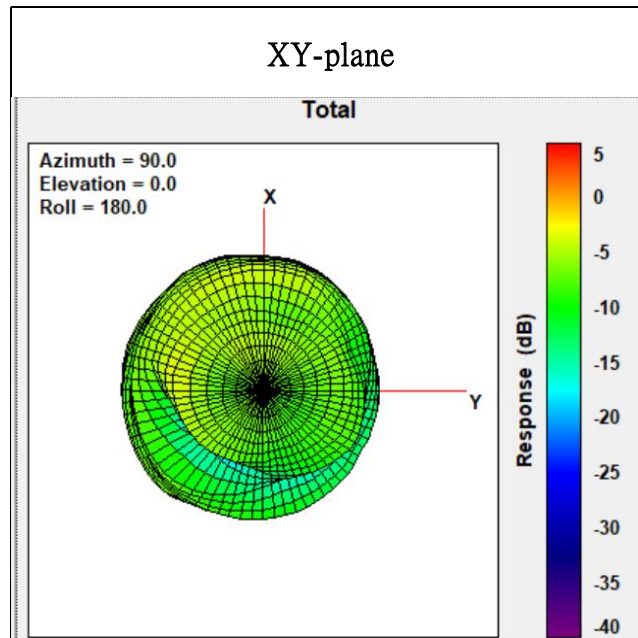
Antenna: 2305MHz



Center Frequency	2305 MHz
Three-dimensional (dBi) peak	1.63

Radiation characteristic in 2010MHz ~ 2025MHz (Band 34)

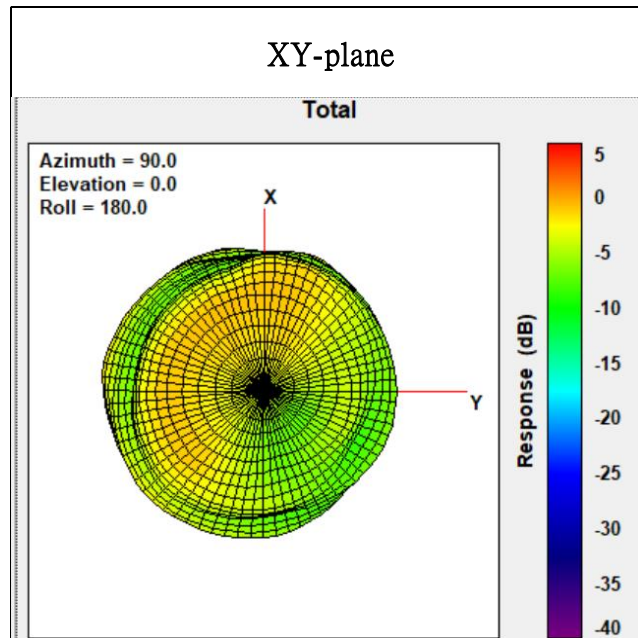
Antenna: 2010MHz



Center Frequency	2010 MHz
Three-dimensional (dBi) peak	-1.61

Radiation characteristic in 2570MHz ~ 2620MHz (Band 38, NR Band 38)

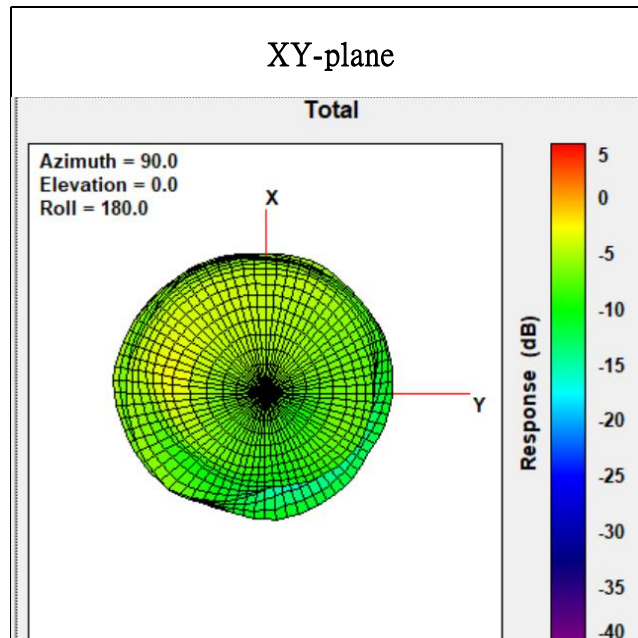
Antenna: 2570MHz



Center Frequency	2570 MHz
Three-dimensional (dBi) peak	-0.46

Radiation characteristic in 1880MHz ~ 1920MHz (Band 39)

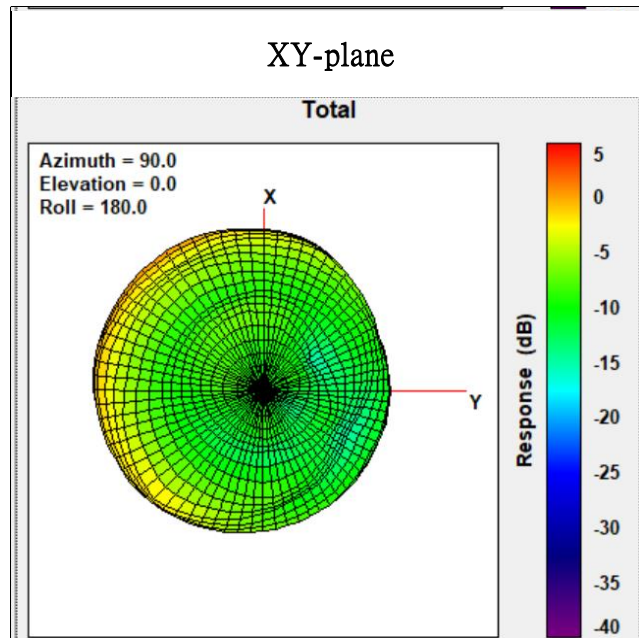
Antenna: 1900MHz



Center Frequency	1900 MHz
Three-dimensional (dBi) peak	-1.48

Radiation characteristic in 2300MHz ~ 2350MHz (Band 40, NR Band 40)

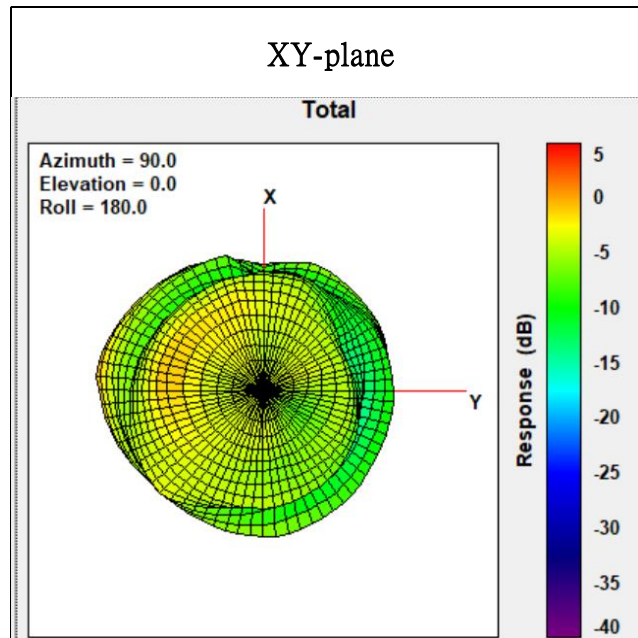
Antenna: 2300MHz



Center Frequency	2300 MHz
Three-dimensional (dBi) peak	1.58

Radiation characteristic in 2496MHz ~ 2690MHz (Band 41, NR Band 41)

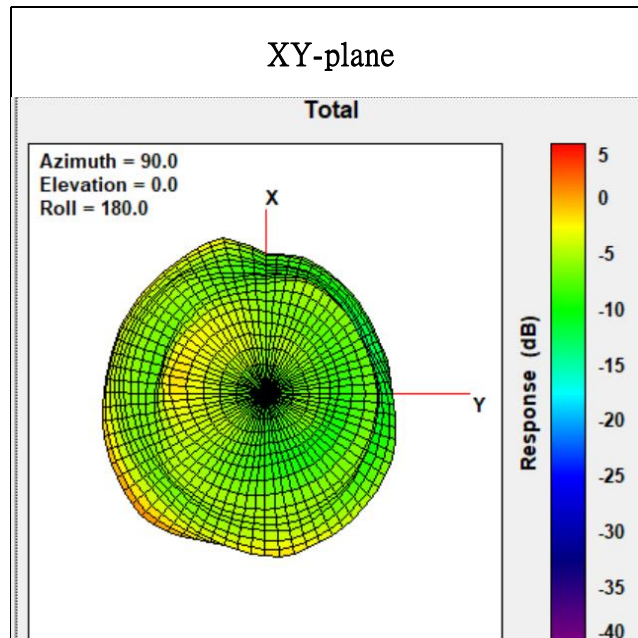
Antenna: 2690MHz



Center Frequency	2690 MHz
Three-dimensional (dBi) peak	1.96

Radiation characteristic in 3400MHz ~ 3600MHz (Band 42)

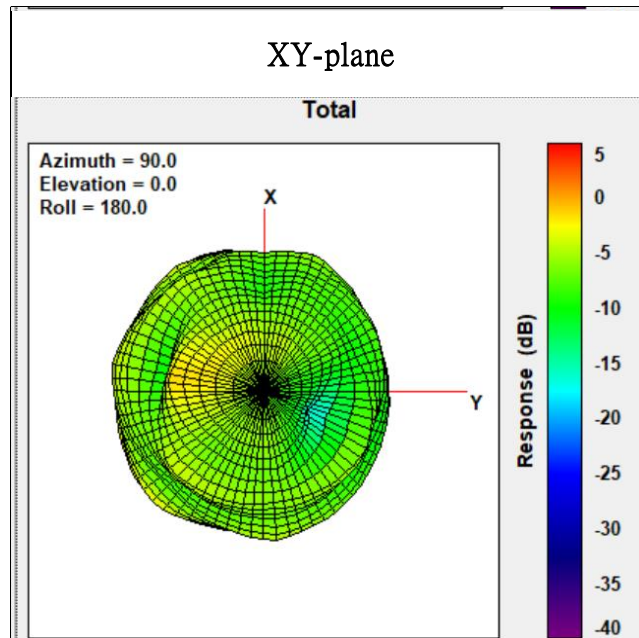
Antenna: 3500MHz



Center Frequency	3500 MHz
Three-dimensional (dBi) peak	1.94

Radiation characteristic in 3600MHz ~ 3800MHz (Band 43)

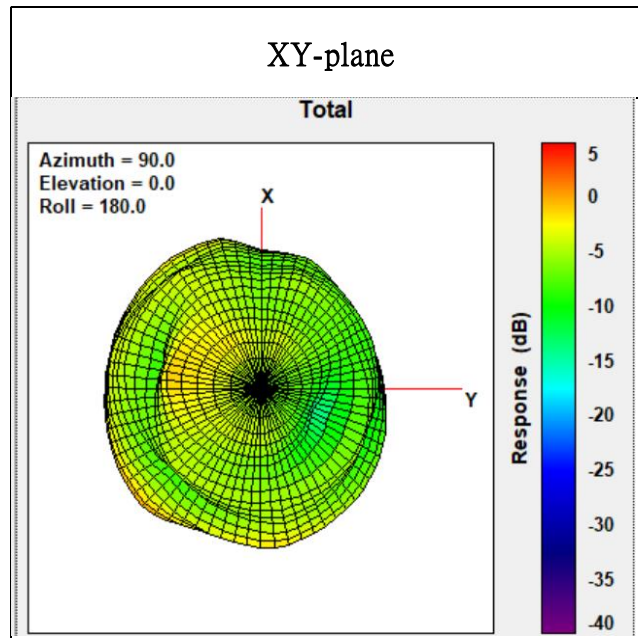
Antenna: 3600MHz



Center Frequency	3600 MHz
Three-dimensional (dBi) peak	0.97

Radiation characteristic in 3550MHz ~ 3700MHz (Band 48, NR Band 48)

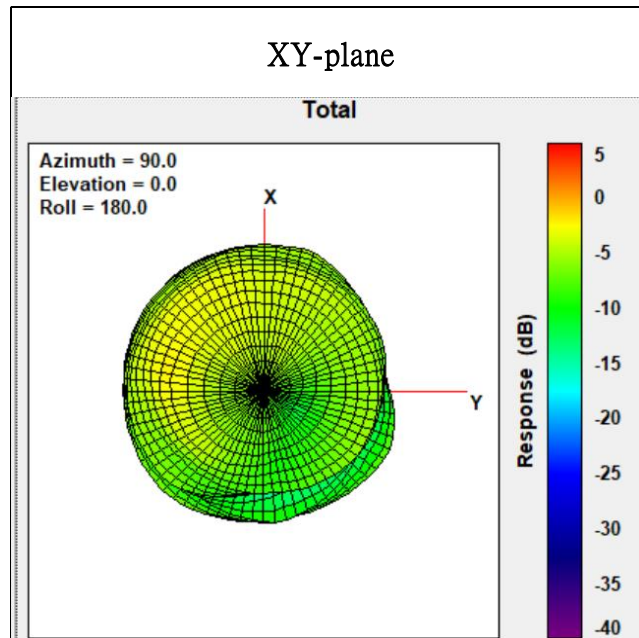
Antenna: 3550MHz



Center Frequency	3550 MHz
Three-dimensional (dBi) peak	1.83

Radiation characteristic in 1710MHz ~ 1780MHz (Band 66, NR Band 66)

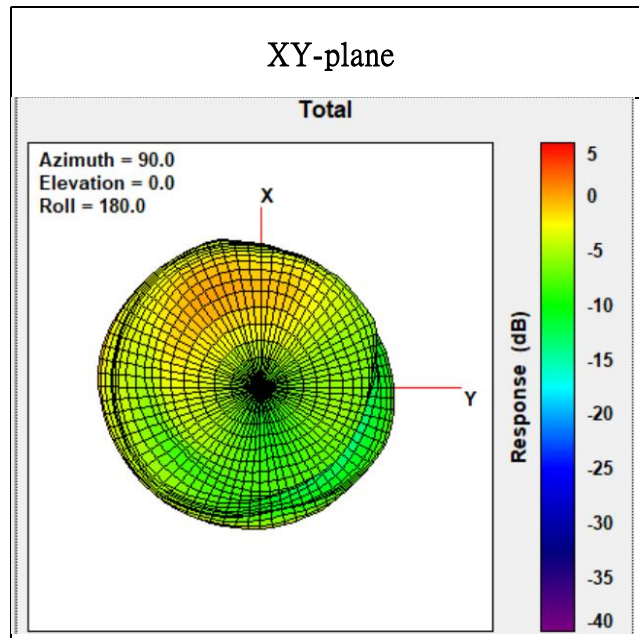
Antenna: 1745MHz



Center Frequency	1745 MHz
Three-dimensional (dBi) peak	-0.44

Radiation characteristic in 3300MHz ~ 4200MHz (NR Band 77)

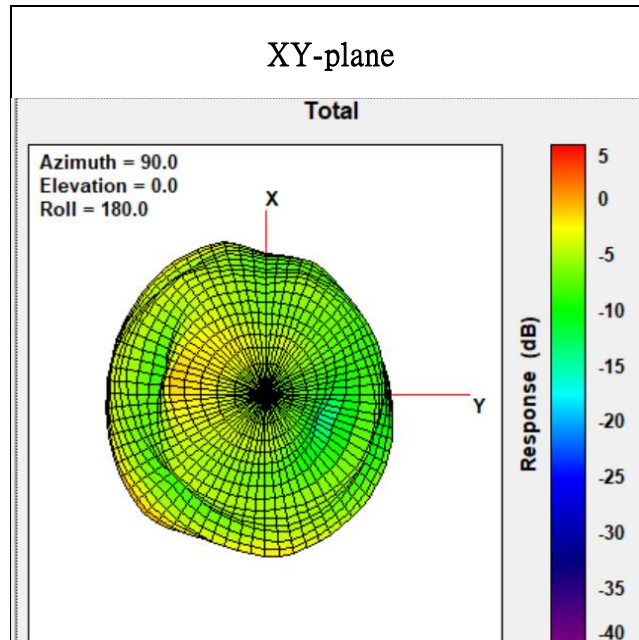
Antenna: 4200MHz



Center Frequency	4200 MHz
Three-dimensional (dBi) peak	1.90

Radiation characteristic in 3300MHz ~ 3800MHz (NR Band 78)

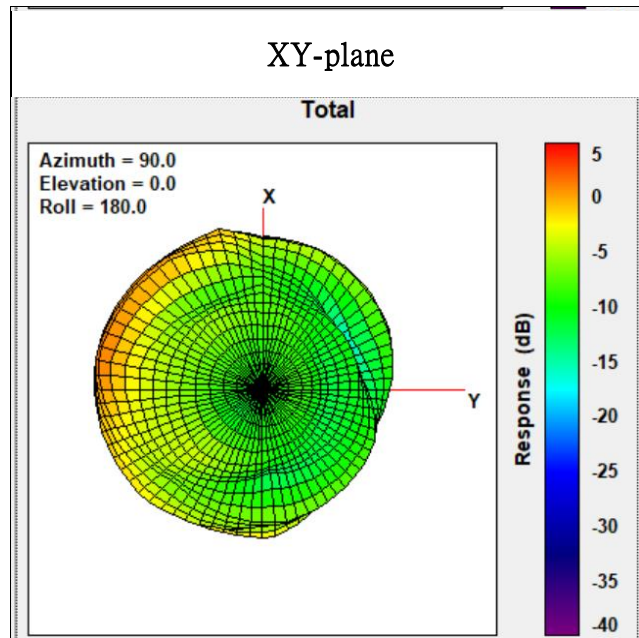
Antenna: 3550MHz



Center Frequency	3550 MHz
Three-dimensional (dBi) peak	1.93

Radiation characteristic in 4400MHz ~ 5000MHz (NR Band 79)

Antenna: 5000MHz



Center Frequency	5000 MHz
Three-dimensional (dBi) peak	1.79

Open Mode Gain Table (dBi)

	3D Peak Gain	3D Gain	Cable Loss
Frequency (MHZ)	Total (dBi)	Efficiency [%]	Loss (dBi)
1920	-1.99	21.36	0.83
1950	-2.38	18.97	0.84
1980	-0.83	21.50	0.84
1850	-3.40	17.21	0.81
1880	-1.73	21.28	0.82
1910	-1.77	22.04	0.83
1710	-0.48	27.38	0.78
1748	-0.49	24.24	0.79
1785	-1.57	18.83	0.80
1710	-0.48	27.38	0.78
1733	-0.24	26.99	0.79
1755	-0.60	23.48	0.79
824	-3.41	17.87	0.58
837	-3.07	16.65	0.58
849	-2.49	16.56	0.58
2500	0.79	32.07	0.96
2535	-0.33	35.34	0.96
2570	-0.46	34.84	0.97

880	-3.38	17.85	0.59
898	-1.78	15.59	0.59
915	-4.34	14.27	0.60
698	-6.95	8.72	0.54
708	-5.00	11.67	0.55
716	-4.13	14.08	0.55
777	-1.89	30.62	0.56
782	-1.81	30.49	0.57
787	-1.97	28.99	0.57
788	-1.95	28.82	0.57
793	-2.11	27.67	0.57
798	-2.39	25.79	0.57
704	-6.00	10.22	0.55
710	-4.44	12.50	0.55
716	-4.13	14.08	0.55
815	-3.55	19.39	0.57
823	-3.39	17.98	0.58
830	-3.28	17.19	0.58
830	-3.28	17.19	0.58
838	-3.07	16.55	0.58
845	-2.70	16.20	0.58
832	-3.29	16.84	0.58

847	-2.58	16.39	0.58
862	-2.01	16.57	0.58
1850	-3.40	17.21	0.81
1883	-1.69	21.29	0.82
1915	-1.78	21.89	0.83
814	-3.53	19.50	0.57
832	-3.29	16.84	0.58
849	-2.49	16.56	0.58
703	-6.16	9.94	0.55
726	-3.64	16.20	0.55
748	-2.55	23.00	0.56
2305	1.63	39.29	0.91
2310	1.43	38.95	0.92
2315	1.23	38.56	0.92
2010	-1.61	17.99	0.85
2018	-1.95	17.57	0.85
2025	-2.25	17.48	0.85
2570	-0.46	34.84	0.97
2595	-0.74	31.92	0.98
2620	-0.83	27.49	0.98
1880	-1.73	21.28	0.82
1900	-1.48	22.00	0.83

1920	-1.99	21.36	0.83
2300	1.58	39.02	0.91
2350	0.25	31.34	0.92
2400	0.86	31.24	0.94
2496	0.75	31.27	0.96
2593	-0.60	32.36	0.98
2690	1.96	31.21	1.00
3400	1.63	30.62	1.14
3500	1.94	38.38	1.16
3600	0.97	27.11	1.18
3600	0.97	27.11	1.18
3700	0.18	25.47	1.19
3800	0.06	29.44	1.21
3550	1.83	38.60	1.17
3625	0.34	25.05	1.18
3700	0.18	25.47	1.19
1710	-0.48	27.38	0.78
1745	-0.44	24.98	0.79
1780	-1.51	19.56	0.80
3300	0.58	29.96	1.12
3750	0.37	26.76	1.20
4200	1.90	40.30	1.28

3300	0.58	29.96	1.12
3550	1.93	38.60	1.17
3800	0.06	29.44	1.21
4400	0.88	28.45	1.31
4700	0.36	27.87	1.36
5000	1.79	46.04	1.40

Assembly Drawing

