

Data Sheet

CUSTOMER: ASUS

MODEL NAME: B7402

CUSTOMER P/N: 14008-04680300

ICT P/N: LA9RF340-CS-H

APPROVED	
MANUFACTURER	CUSTOMER
<i>PREPARED BY:</i>	<i>APPROVED BY:</i>
<i>CHECK BY:</i>	
<i>APPROVED BY:</i>	

Description

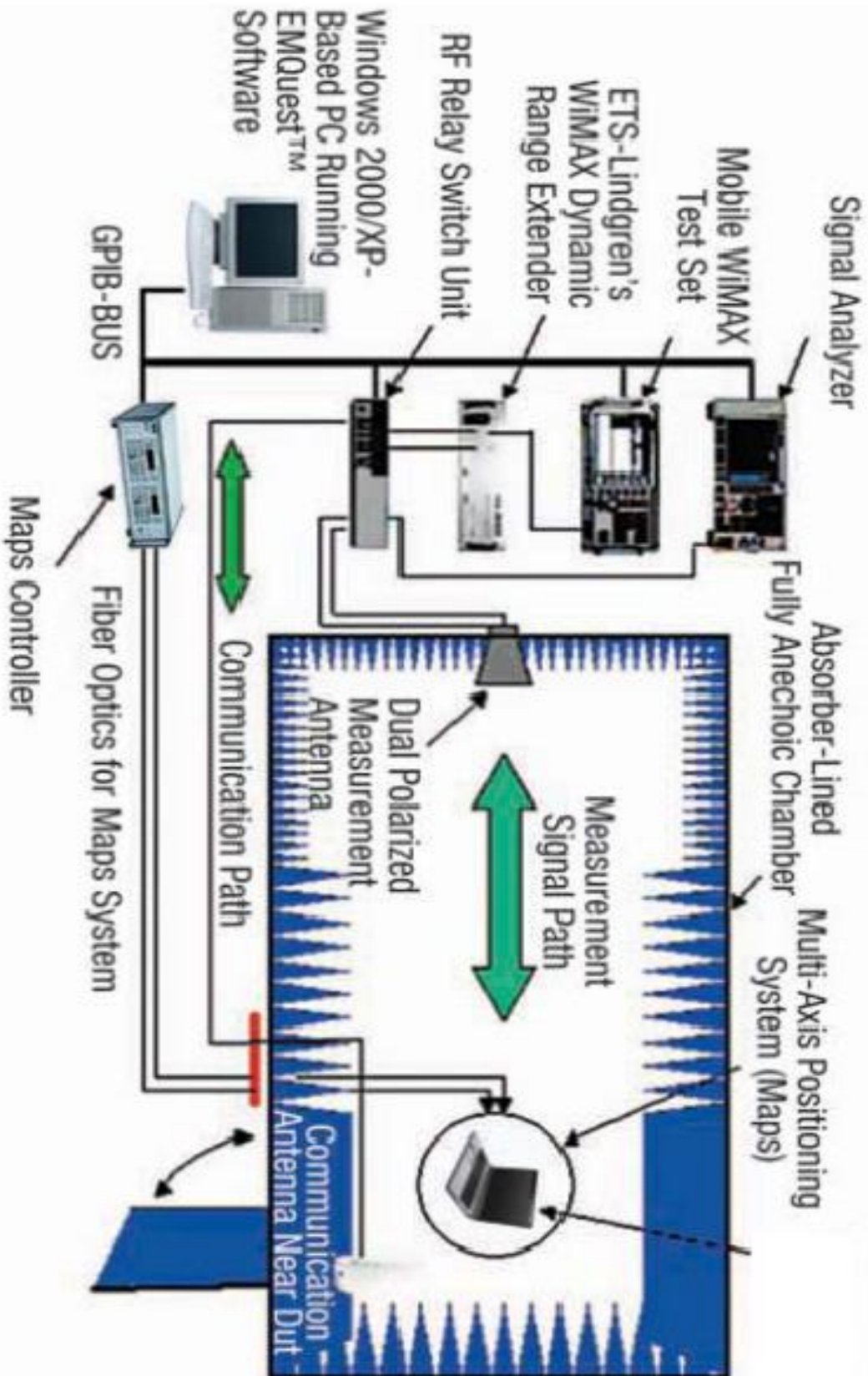
Specifications

ANT1 (M1) Antenna

Antenna Part Number	Manufacturer	Antenna Type	Cable Assembly Part Number and Information	Frequency (MHz)		Cable Loss (dB)	Peak Gain (including cable loss)	
							PEAK GAIN	TX PEAK GAIN
14008-04680300	LUXSHARE-ICT.	CoupleType FPCB ANTENNA ANT1 (M1)	1. Cable P/N: 012-323H-0020 2. Diameter:1.13mm 50 ohm coaxial cable 3. Cable length: 161 mm 4. Connector P/N: IPEX 20565-001R-13	WCDMA I Band 1 NR Band 1	1920	0.34	1.68	1.93
					1950	0.35	1.50	
					1980	0.35	1.93	
				WCDMA II Band 2 NR Band 2	1850	0.34	1.92	1.92
					1880	0.34	0.79	
					1910	0.34	1.30	
				Band 3 NR Band 3	1710	0.32	1.80	1.94
					1748	0.33	1.88	
					1785	0.33	1.94	
				WCDMA IV Band 4	1710	0.32	1.80	1.95
					1733	0.33	1.95	
					1755	0.33	1.83	
				WCDMA V Band 5 NR Band 5	824			
					837			
					849			
				Band 7 NR Band 7	2500	0.39	0.73	1.94
					2535	0.40	1.41	
					2570	0.40	1.94	
				WCDMA VIII Band 8 NR Band 8	880			
					898			
					915			
Band 12	698							
	708							
	716							
Band 13	777							


					782			
					787			
				Band 14	788			
					793			
					798			
				Band 17	704			
					710			
					716			
				Band 18	815			
					823			
					830			
				Band 19	830			
					838			
					845			
				Band 20 NR Band 20	832			
					847			
					862			
				Band 25	1850	0.34	1.92	1.92
					1883	0.34	0.89	
					1915	0.34	1.58	
				Band 26	814			
					832			
					849			
				Band 28 NR Band 28	703			
					726			
					748			
				Band 30	2305	0.38	1.33	1.33
					2310	0.38	1.17	
					2315	0.38	1.14	
				Band 34	2010	0.35	1.97	1.97
2018	0.35	1.85						
2025	0.35	1.61						
Band 38 NR Band 38	2570	0.40	1.94	1.96				
	2595	0.40	1.89					
	2620	0.41	1.96					

Band 39	1880	0.34	0.79	1.68
	1900	0.34	1.11	
	1920	0.34	1.68	
Band 40 NR Band 40	2300	0.38	1.53	1.53
	2350	0.38	1.47	
	2400	0.39	0.37	
Band 41 NR Band 41	2496	0.39	0.65	1.84
	2593	0.40	1.55	
	2690	0.41	1.84	
Band 42	3400	0.47	1.82	1.82
	3500	0.48	1.66	
	3600	0.49	1.77	
Band 43	3600	0.49	1.77	1.77
	3700	0.49	1.49	
	3800	0.50	1.41	
Band 48 NR Band 48	3550	0.48	1.77	1.77
	3625	0.49	1.46	
	3700	0.49	1.49	
Band 66 NR Band 66	1710	0.32	1.80	1.99
	1745	0.33	1.71	
	1780	0.33	1.99	
NR Band 77	3300	0.46	1.89	1.89
	3750	0.50	1.79	
	4200	0.53	1.71	
NR Band 78	3300	0.46	1.89	1.89
	3550	0.48	1.77	
	3800	0.50	1.41	
NR Band 79	4400	0.54	1.82	1.82
	4700	0.56	1.74	
	5000	0.58	1.80	




Description

Antenna Picture1:

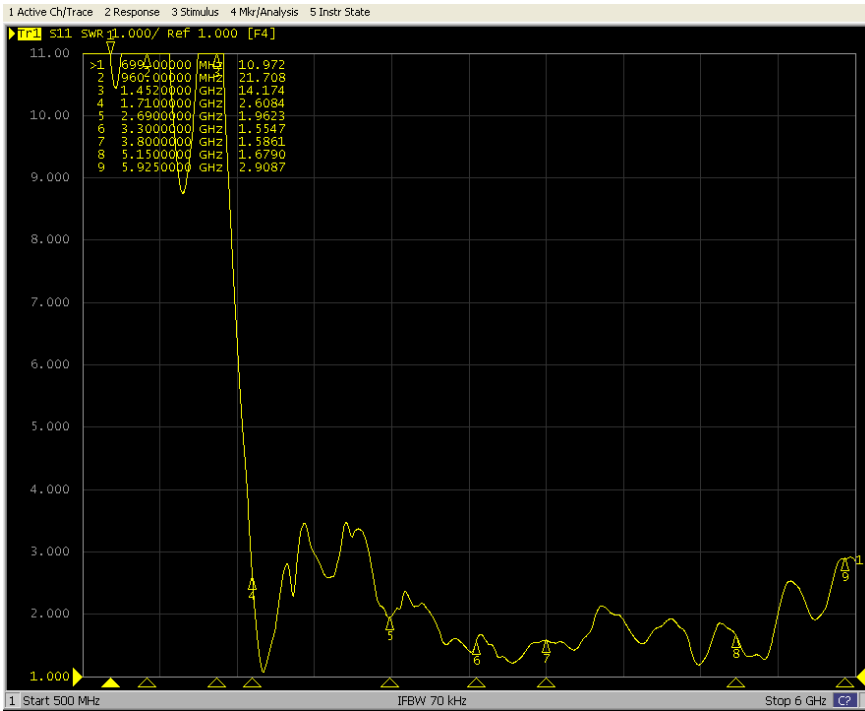


Antenna Picture2

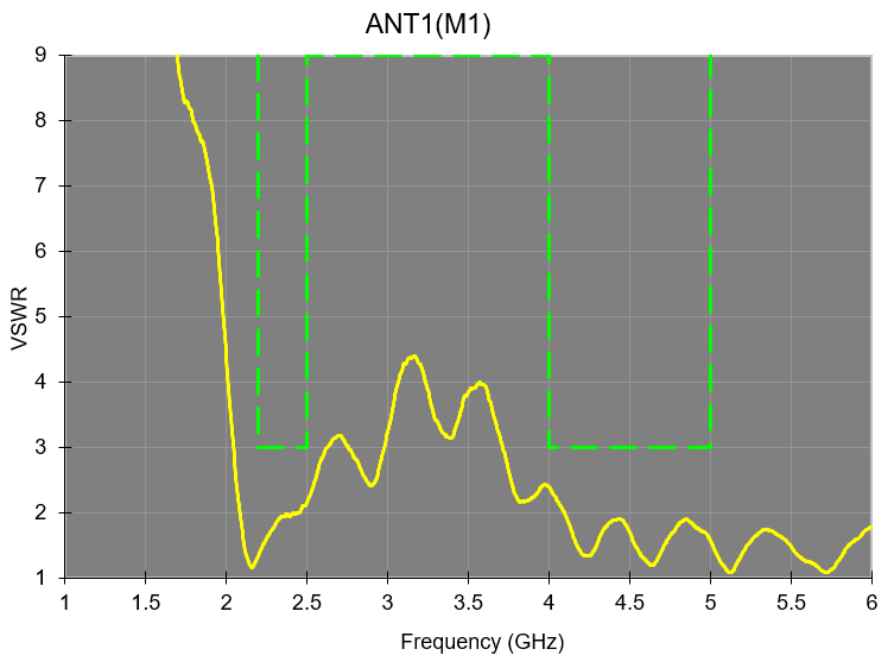


Performance Data

1. VSWR

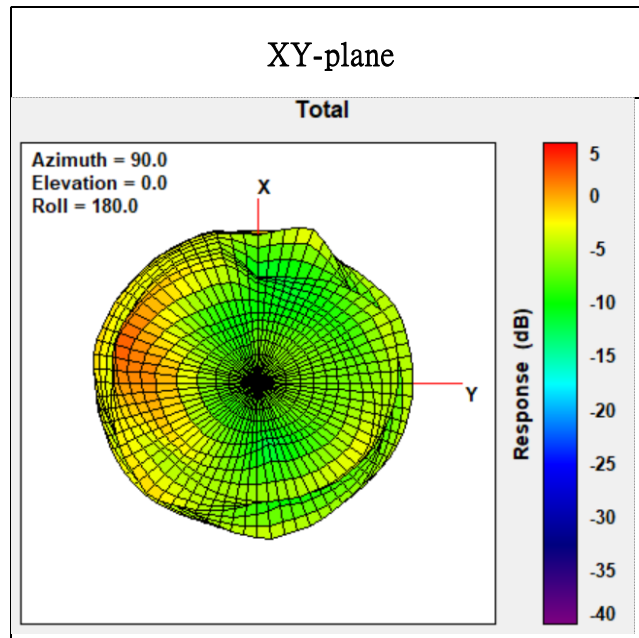


2. SPEC



Radiation characteristic in 1920MHz ~ 1980MHz (WCDMA I ,Band 1, NR Band 1)

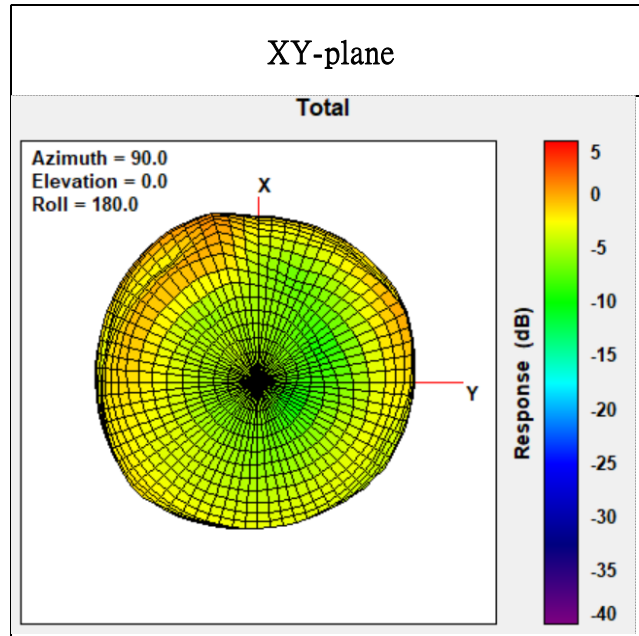
Antenna: 1980MHz



Center Frequency	1980 MHz
Three-dimensional (dBi) peak	1.93

Radiation characteristic in 1850MHz ~ 1910MHz (WCDMA II ,Band 2 ,NR Band 2)

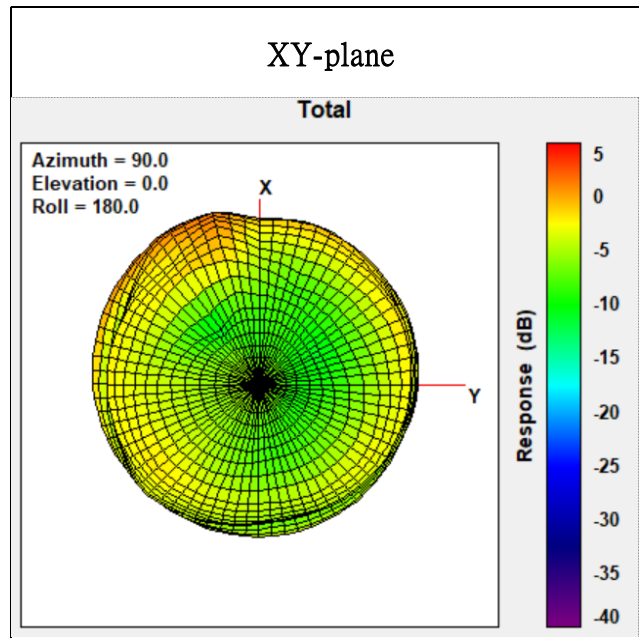
Antenna: 1850MHz



Center Frequency	1850 MHz
Three-dimensional (dBi) peak	1.92

Radiation characteristic in 1710MHz ~ 1785MHz (Band 3 ,NR Band 3)

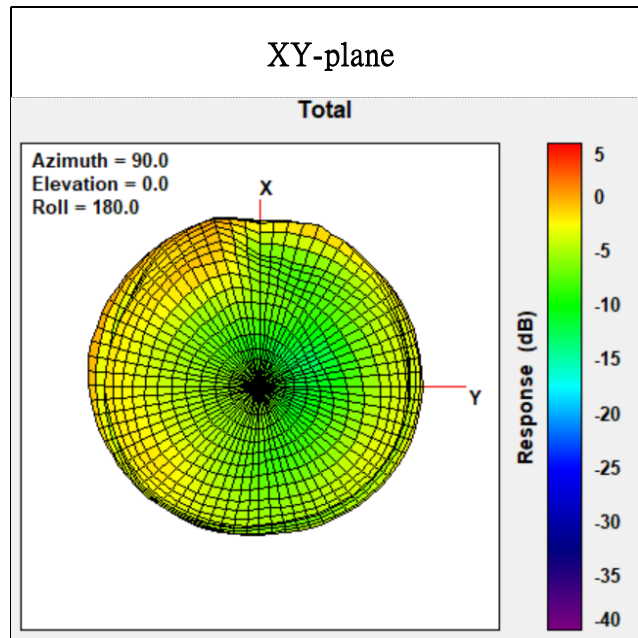
Antenna: 1785MHz



Center Frequency	1785 MHz
Three-dimensional (dBi) peak	1.94

Radiation characteristic in 1710MHz ~ 1755MHz (WCDMA IV ,Band 4)

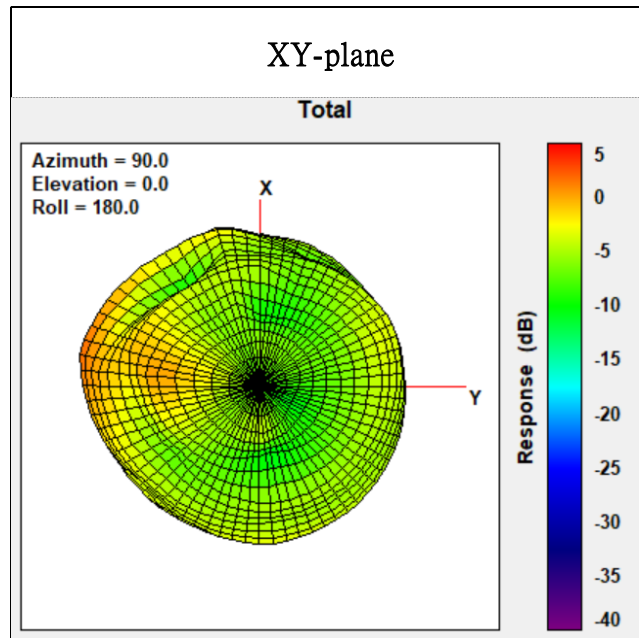
Antenna: 1733MHz



Center Frequency	1733 MHz
Three-dimensional (dBi) peak	1.95

Radiation characteristic in 2500MHz ~ 2570MHz (Band 7 ,NR Band 7)

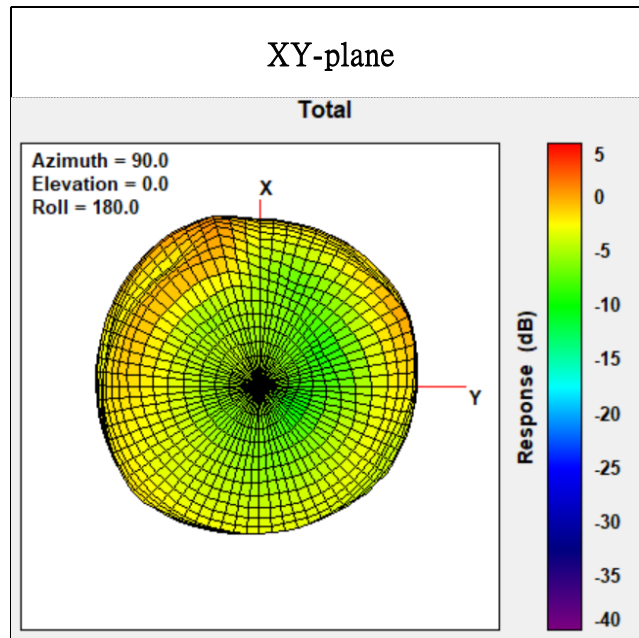
Antenna: 2570MHz



Center Frequency	2570 MHz
Three-dimensional (dBi) peak	1.94

Radiation characteristic in 1850MHz ~ 1915MHz (Band 25)

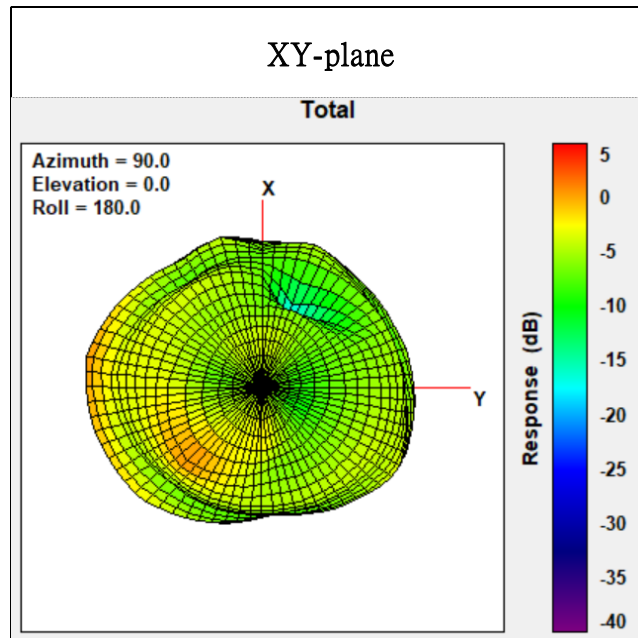
Antenna: 1850MHz



Center Frequency	1850 MHz
Three-dimensional (dBi) peak	1.92

Radiation characteristic in 2305MHz ~ 2315MHz (Band 30)

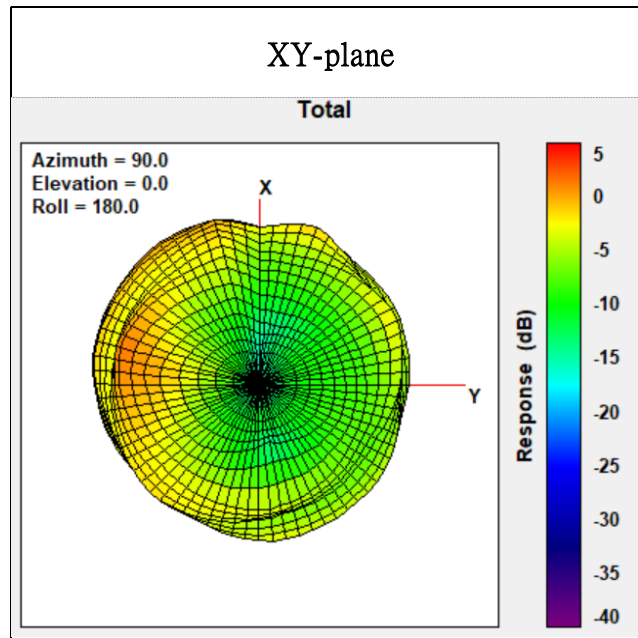
Antenna: 2305MHz



Center Frequency	2305 MHz
Three-dimensional (dBi) peak	1.33

Radiation characteristic in 2010MHz ~ 2025MHz (Band 34)

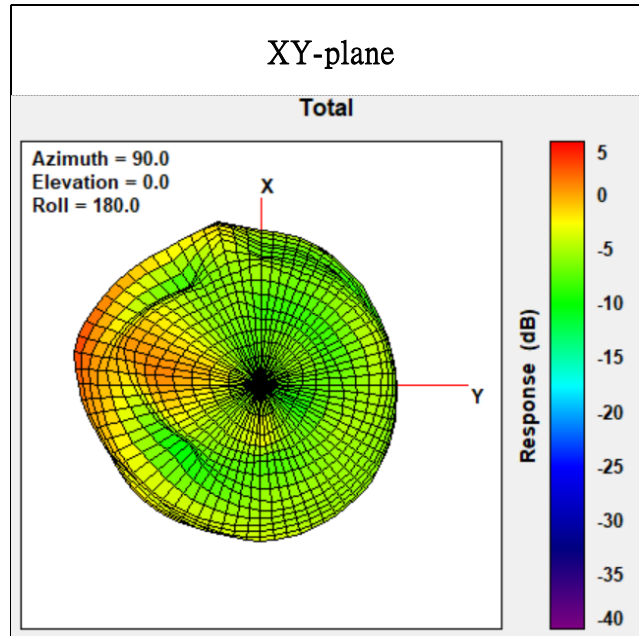
Antenna: 2010MHz



Center Frequency	2010 MHz
Three-dimensional (dBi) peak	1.97

Radiation characteristic in 2570MHz ~ 2620MHz (Band 38, NR Band 38)

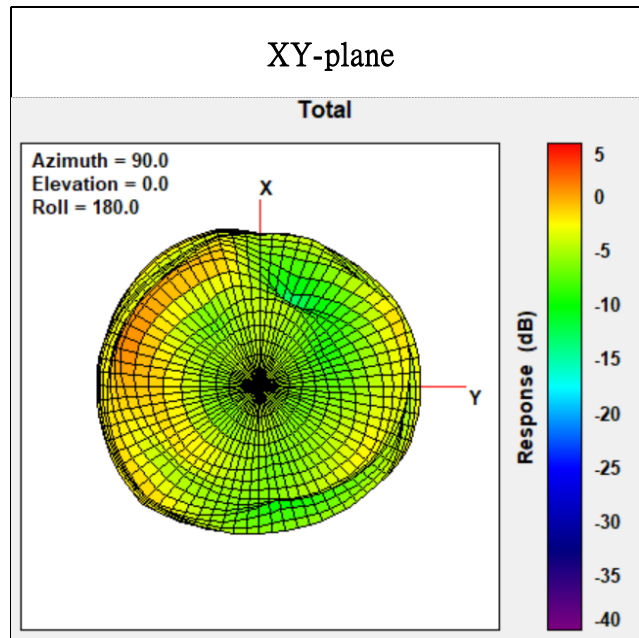
Antenna: 2620MHz



Center Frequency	2620 MHz
Three-dimensional (dBi) peak	1.96

Radiation characteristic in 1880MHz ~ 1920MHz (Band 39)

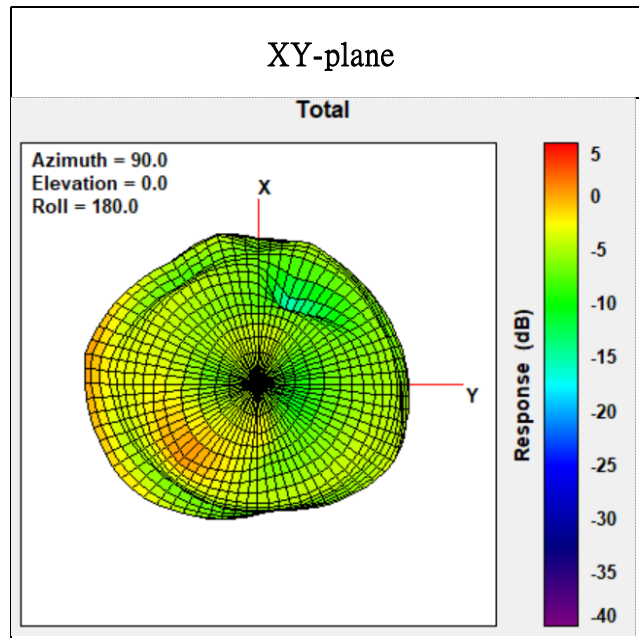
Antenna: 1920MHz



Center Frequency	1920 MHz
Three-dimensional (dBi) peak	1.68

Radiation characteristic in 2300MHz ~ 2350MHz (Band 40, NR Band 40)

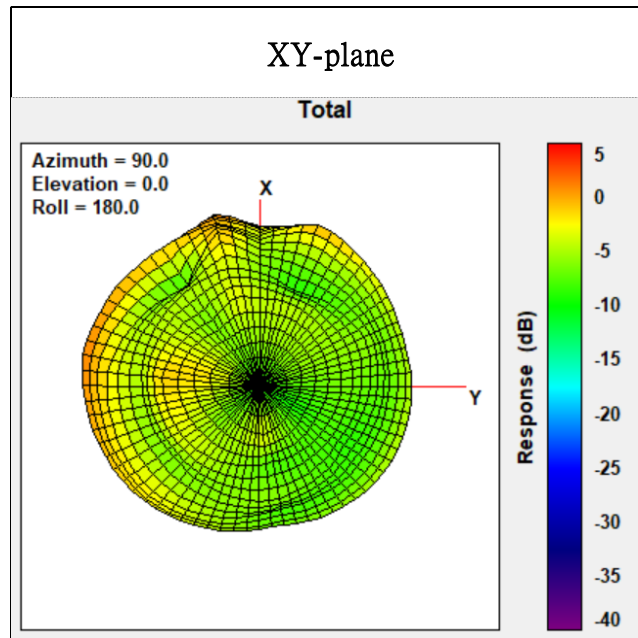
Antenna: 2300MHz



Center Frequency	2300 MHz
Three-dimensional (dBi) peak	1.53

Radiation characteristic in 2496MHz ~ 2690MHz (Band 41, NR Band 41)

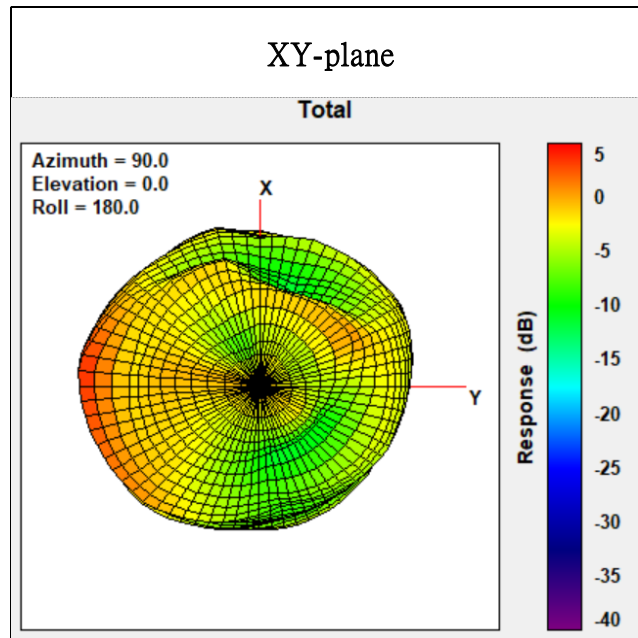
Antenna: 2690MHz



Center Frequency	2690 MHz
Three-dimensional (dBi) peak	1.84

Radiation characteristic in 3400MHz ~ 3600MHz (Band 42)

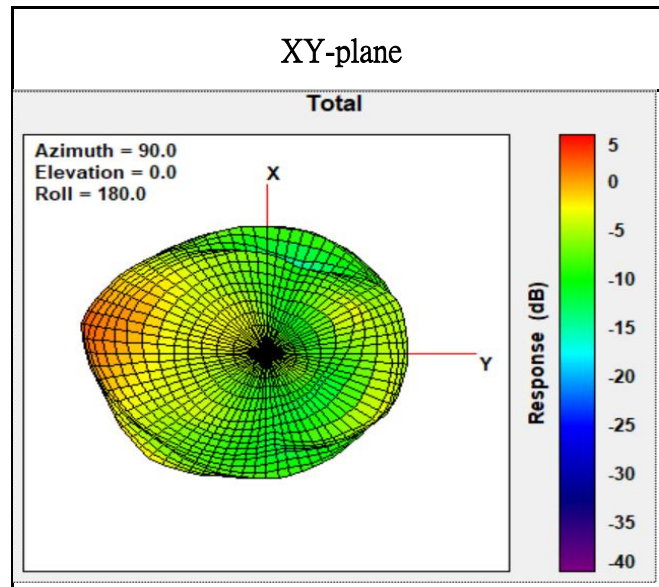
Antenna: 3400MHz



Center Frequency	3400 MHz
Three-dimensional (dBi) peak	1.82

Radiation characteristic in 3600MHz ~ 3800MHz (Band 43)

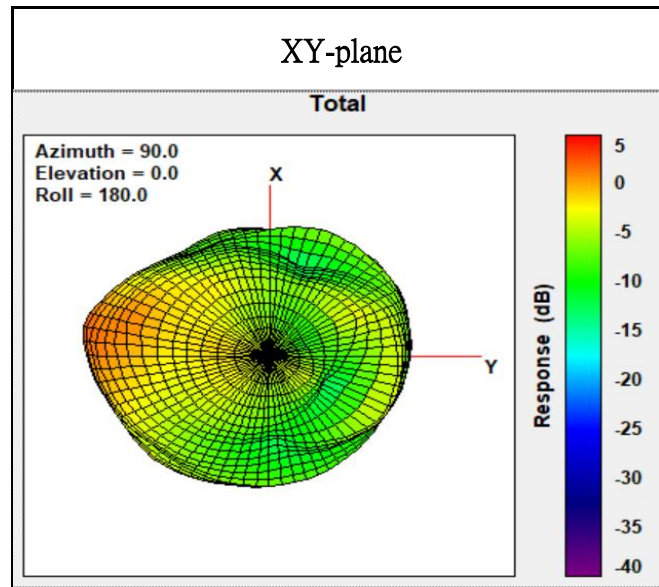
Antenna: 3600MHz



Center Frequency	3600 MHz
Three-dimensional (dBi) peak	1.77

Radiation characteristic in 3550MHz ~ 3700MHz (Band 48, NR Band 48)

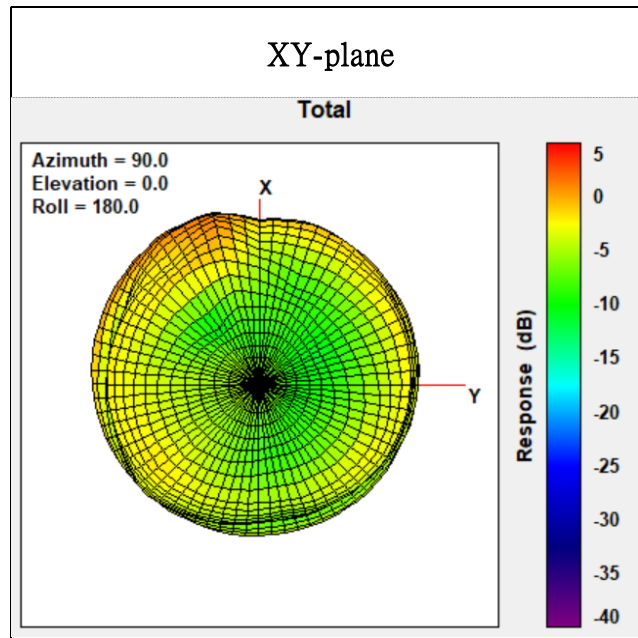
Antenna: 3550MHz



Center Frequency	3550 MHz
Three-dimensional (dBi) peak	1.77

Radiation characteristic in 1710MHz ~ 1780MHz (Band 66, NR Band 66)

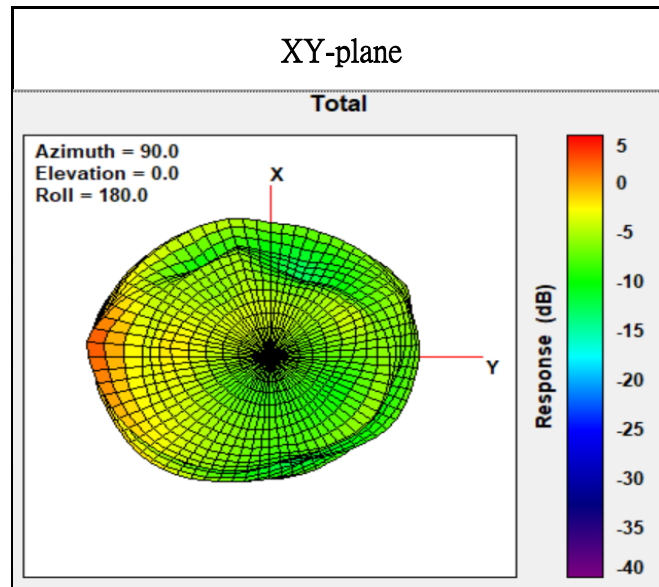
Antenna: 1780MHz



Center Frequency	1780 MHz
Three-dimensional (dBi) peak	1.99

Radiation characteristic in 3300MHz ~ 4200MHz (NR Band 77)

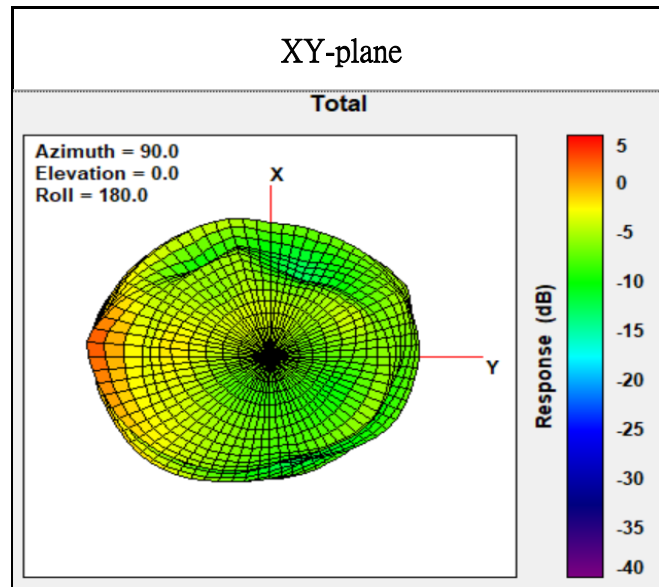
Antenna: 3300MHz



Center Frequency	3300 MHz
Three-dimensional (dBi) peak	1.89

Radiation characteristic in 3300MHz ~ 3800MHz (NR Band 78)

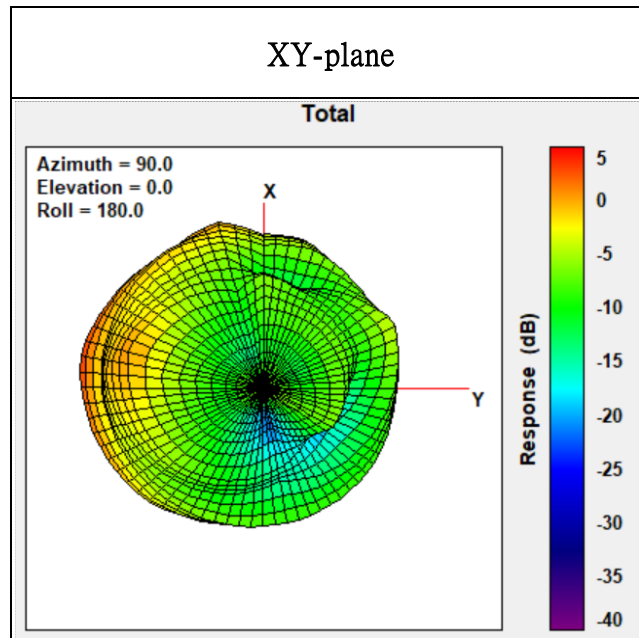
Antenna: 3300MHz



Center Frequency	3300 MHz
Three-dimensional (dBi) peak	1.89

Radiation characteristic in 4400MHz ~ 5000MHz (NR Band 79)

Antenna: 4400MHz



Center Frequency	4400 MHz
Three-dimensional (dBi) peak	1.82

Open Mode Gain Table (dBi)

	3D Peak Gain	3D Gain	Cable Loss
Frequency (MHZ)	Total (dBi)	Efficiency [%]	Loss (dBi)
1920	1.68	51.49	0.34
1950	1.5	44.52	0.35
1980	1.93	44.57	0.35
1850	1.92	60.95	0.34
1880	0.79	59.39	0.34
1910	1.30	54.47	0.34
1710	1.80	48.39	0.32
1748	1.88	59.76	0.33
1785	1.94	60.26	0.33
1710	1.80	48.39	0.32
1733	1.95	58.67	0.33
1755	1.83	61.05	0.33
2500	0.73	37.14	0.39
2535	1.41	41.60	0.40
2570	1.94	45.63	0.40
1850	1.92	60.95	0.34
1883	0.89	58.74	0.34
1915	1.58	53.36	0.34

2305	1.33	41.88	0.38
2310	1.17	42.05	0.38
2315	1.14	41.41	0.38
2010	1.97	45.42	0.35
2018	1.85	44.03	0.35
2025	1.61	42.53	0.35
2570	1.94	45.63	0.40
2595	1.89	47.93	0.40
2620	1.96	52.79	0.41
1880	0.79	59.39	0.34
1900	1.11	55.59	0.34
1920	1.68	51.49	0.34
2300	1.53	42.40	0.38
2350	1.47	38.03	0.38
2400	0.37	34.53	0.39
2496	0.65	37.23	0.39
2593	1.55	47.75	0.40
2690	1.84	56.13	0.41
3400	1.82	64.90	0.47
3500	1.66	62.44	0.48
3600	1.77	61.51	0.49
3600	1.77	61.51	0.49

3700	1.49	57.14	0.49
3800	1.41	59.79	0.50
3550	1.77	59.48	0.48
3625	1.46	61.40	0.49
3700	1.49	57.14	0.49
1710	1.80	48.39	0.32
1745	1.71	59.87	0.33
1780	1.99	60.82	0.33
3300	1.89	70.24	0.46
3750	1.79	59.69	0.50
4200	1.71	48.17	0.53
3300	1.89	70.24	0.46
3550	1.77	59.48	0.48
3800	1.41	59.79	0.50
4400	1.82	50.39	0.54
4700	1.74	48.15	0.56
5000	1.80	65.99	0.58

Assembly Drawing

