

Data Sheet

CUSTOMER: ASUS

MODEL NAME: B7402

CUSTOMER P/N: 14008-04680700

ICT P/N: LA9RF391-CS-H

APPROVED	
MANUFACTURER	CUSTOMER
<i>PREPARED BY:</i>	<i>APPROVED BY:</i>
<i>CHECK BY:</i>	
<i>APPROVED BY:</i>	

Description

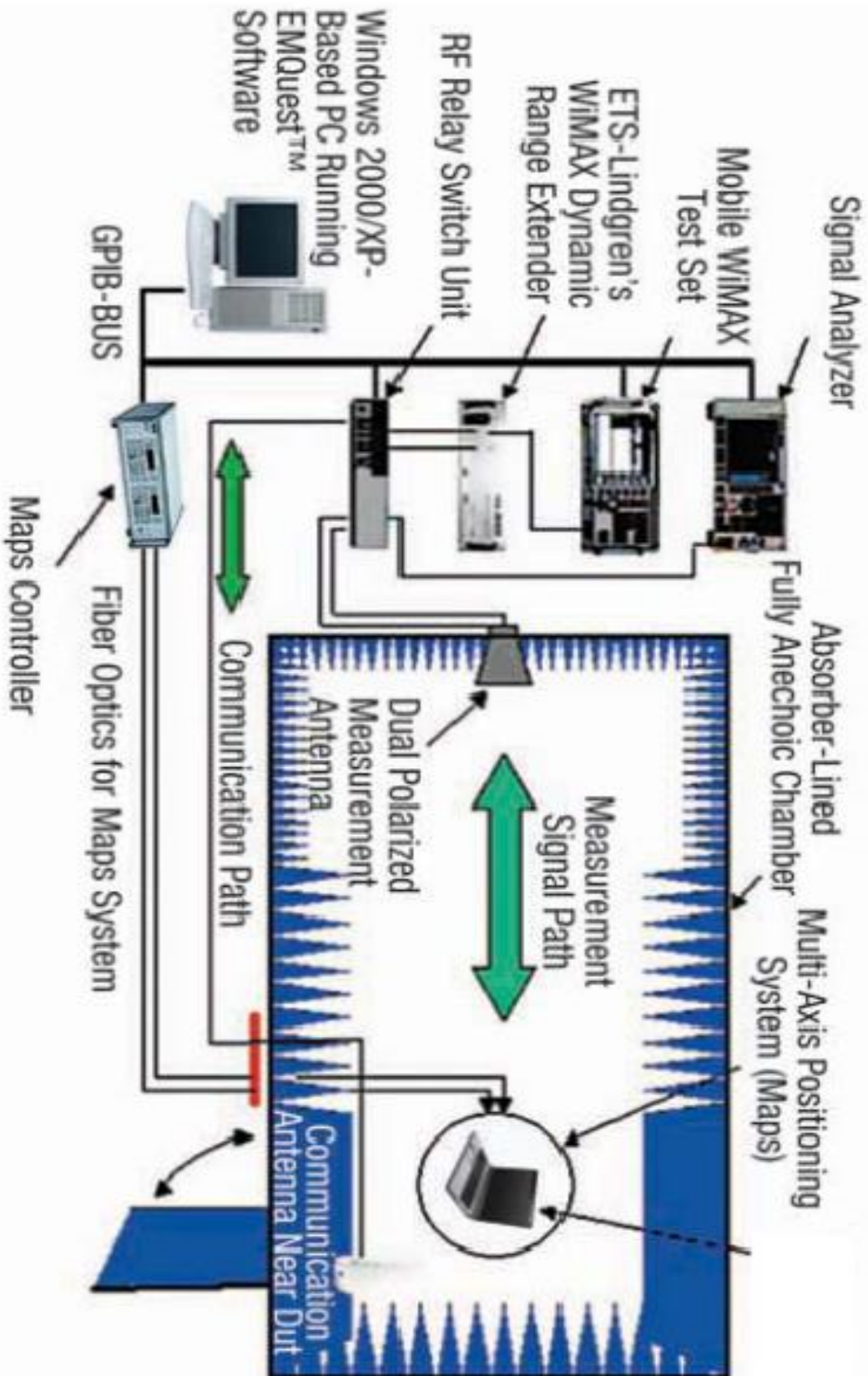
Specifications

ANT0 (Main) Antenna

Antenna Part Number	Manufacturer	Antenna Type	Cable Assembly Part Number and Information	Frequency (MHz)	Cable Loss (dB)	Peak Gain (including cable loss)		
						PEAK GAIN (dBi)	TX PEAK GAIN (dBi)	
14008-04680700	LUXSHARE-ICT	Couple Type FPCB ANTENNA ANT0(MAIN)	1. Cable P/N: 012-323H-0020 2. Diameter:1.13mm 50 ohm coaxial cable 3.Cable length: 148 mm 4. Connector P/N: IPEX 20565-001R-13	WCDMA I Band 1 NR Band 1	1920	0.32	1.92	1.92
					1950	0.32	1.83	
					1980	0.32	1.70	
				WCDMA II Band 2 NR Band 2	1850	0.31	1.49	1.96
					1880	0.31	1.73	
					1910	0.31	1.96	
				Band 3 NR Band 3	1710	0.30	0.25	1.99
					1748	0.30	1.71	
					1785	0.30	1.99	
				WCDMA IV Band 4	1710	0.30	0.25	1.89
					1733	0.30	1.28	
					1755	0.30	1.89	
				WCDMA V Band 5 NR Band 5	824	0.22	-0.42	-0.42
					837	0.22	-0.64	
					849	0.22	-0.60	
				Band 7 NR Band 7	2500	0.36	1.97	1.97
					2535	0.37	1.93	
					2570	0.37	1.31	
				WCDMA VIII Band 8 NR Band 8	880	0.22	-1.20	-1.20
					898	0.23	-1.76	
					915	0.23	-1.77	
Band 12	698	0.21	-0.77	0.88				
	708	0.21	0.11					
	716	0.21	0.88					


Band 13	777	0.21	1.95	1.95
	782	0.21	1.88	
	787	0.21	1.40	
Band 14	788	0.22	1.90	1.90
	793	0.22	1.87	
	798	0.22	1.47	
Band 17	704	0.21	-0.24	0.88
	710	0.21	0.28	
	716	0.21	0.88	
Band 18	815	0.22	-0.11	-0.11
	823	0.22	-0.41	
	830	0.22	-0.50	
Band 19	830	0.22	-0.50	-0.50
	838	0.22	-0.67	
	845	0.22	-0.67	
Band 20 NR Band 20	832	0.22	-0.56	-0.56
	847	0.22	-0.63	
	862	0.22	-0.63	
Band 25	1850	0.31	1.49	1.93
	1883	0.31	1.79	
	1915	0.31	1.93	
Band 26	814	0.22	-0.03	-0.03
	832	0.22	-0.56	
	849	0.22	-0.60	
Band 28 NR Band 28	703	0.21	-0.30	1.94
	726	0.21	1.79	
	748	0.21	1.94	
Band 30	2305	0.35	1.80	1.80
	2310	0.35	1.71	
	2315	0.35	1.64	
Band 34	2010	0.32	1.84	1.84
	2018	0.32	1.76	
	2025	0.32	1.66	
Band 38 NR Band 38	2570	0.37	1.31	1.31
	2595	0.37	1.27	

					2620	0.37	1.11	
				Band 39	1880	0.31	1.73	1.92
					1900	0.31	1.80	
					1920	0.32	1.92	
				Band 40	2300	0.35	1.98	1.98
					NR Band 40	2350	0.35	
					2400	0.35	1.23	
				Band 41	2496	0.36	1.97	1.97
					NR Band 41	2593	0.37	
					2690	0.38	1.49	
				Band 42	3400	0.43	1.90	1.90
					3500	0.44	1.75	
					3600	0.45	1.66	
				Band 43	3600	0.45	1.66	1.95
					3700	0.45	1.90	
					3800	0.46	1.95	
				Band 48	3550	0.44	1.41	1.90
					NR Band 48	3625	0.45	
					3700	0.45	1.90	
				Band 66	1710	0.30	0.25	1.94
					NR Band 66	1745	0.30	
					1780	0.30	1.94	
				NR Band 77	3300	0.42	1.98	1.98
					3750	0.46	1.81	
					4200	0.49	1.73	
				NR Band 78	3300	0.42	1.98	1.98
					3550	0.44	1.41	
					3800	0.46	1.95	
				NR Band 79	4400	0.50	1.71	1.95
					4700	0.52	1.42	
					5000	0.53	1.95	




Description

Antenna Picture1:

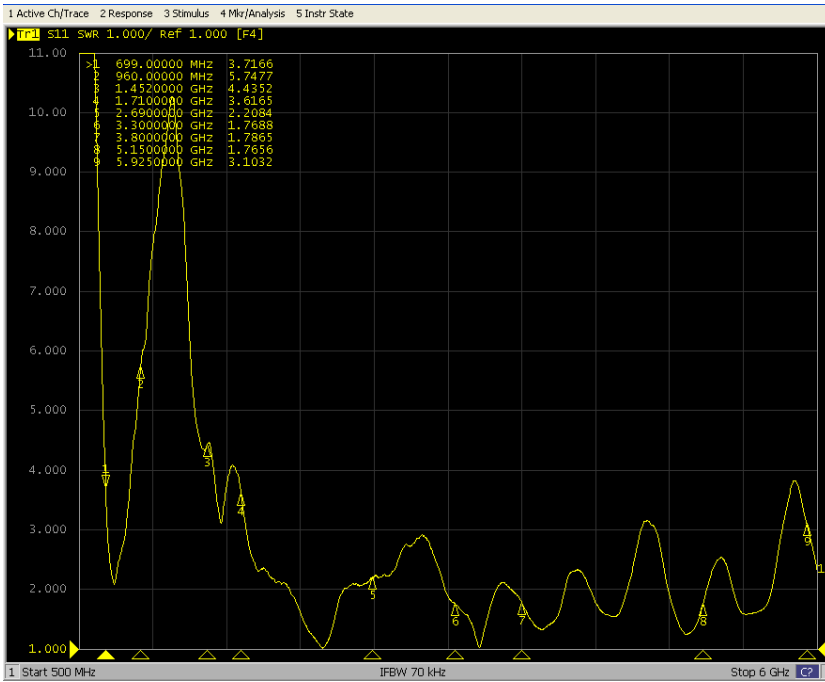


Antenna Picture2



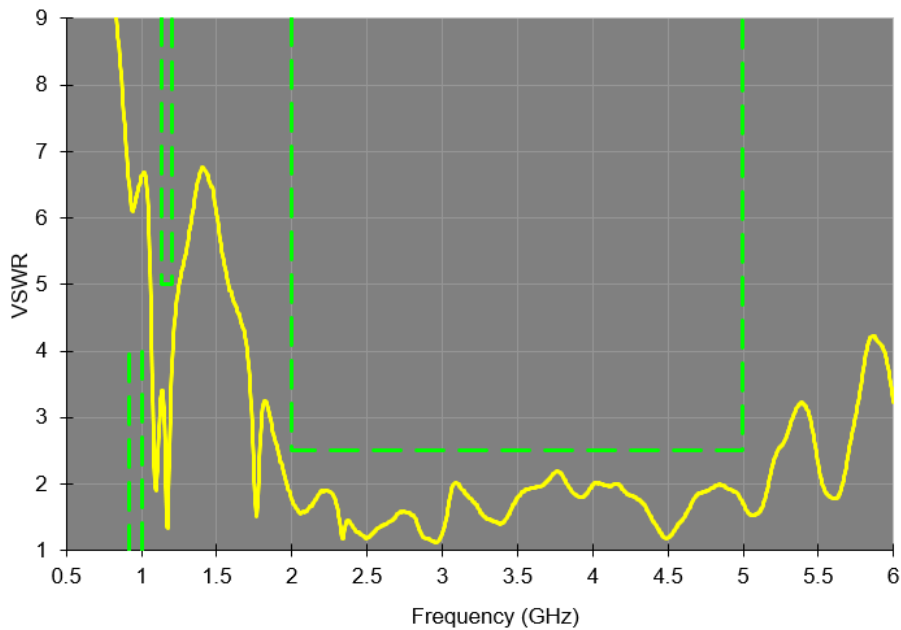
Performance Data

1. VSWR



2. SPEC

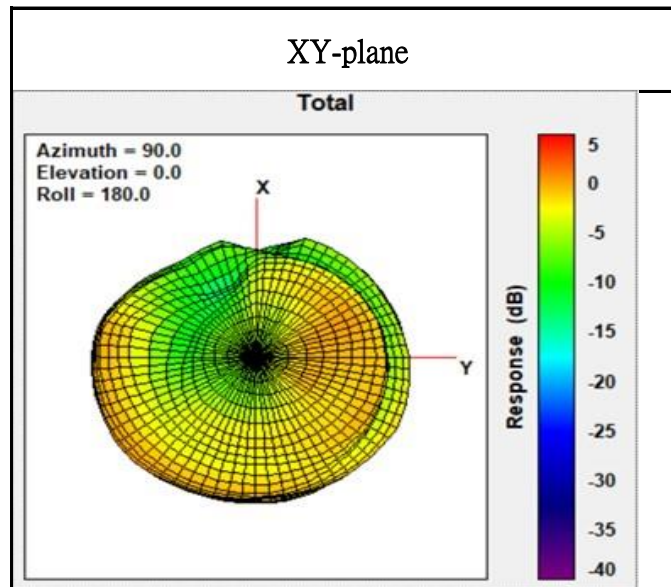
VSWR ANT1(MAIN)



Spec:
 0.90 ~ 1.00 GHz > 4
 1.13 ~ 1.20 GHz < 5
 2.00 ~ 5.00 GHz < 2.5

Radiation characteristic in 1920MHz ~ 1980MHz (WCDMA I , Band 1, NR Band 1)

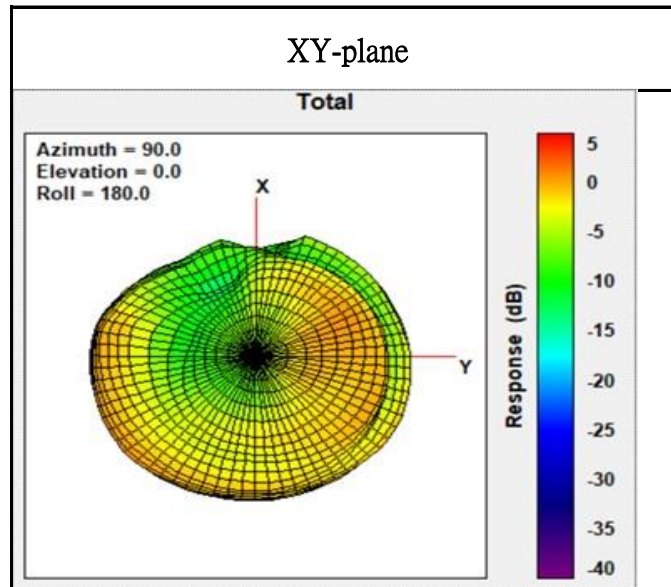
Antenna: 1920MHz



Center Frequency	1920 MHz
Three-dimensional (dBi) peak	1.92

Radiation characteristic in 1850MHz ~ 1910MHz (WCDMA II, Band 2, NR Band 2)

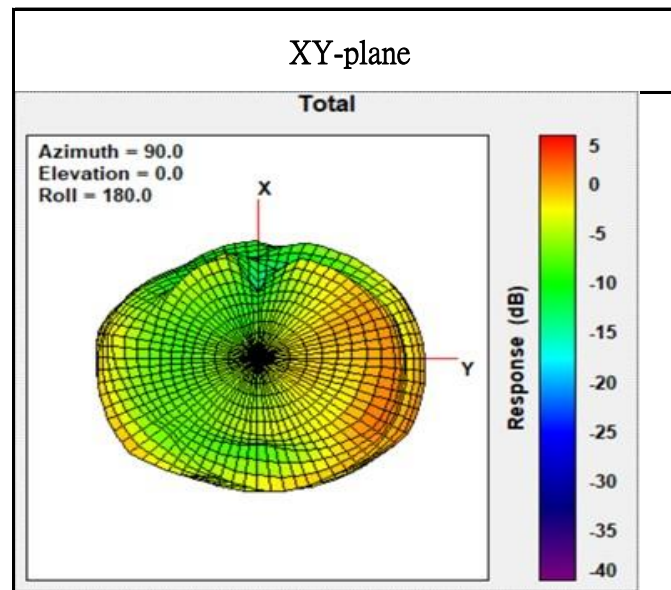
Antenna: 1910MHz



Center Frequency	1910 MHz
Three-dimensional (dBi) peak	1.96

Radiation characteristic in 1710MHz ~ 1785MHz (Band 3, NR Band 3)

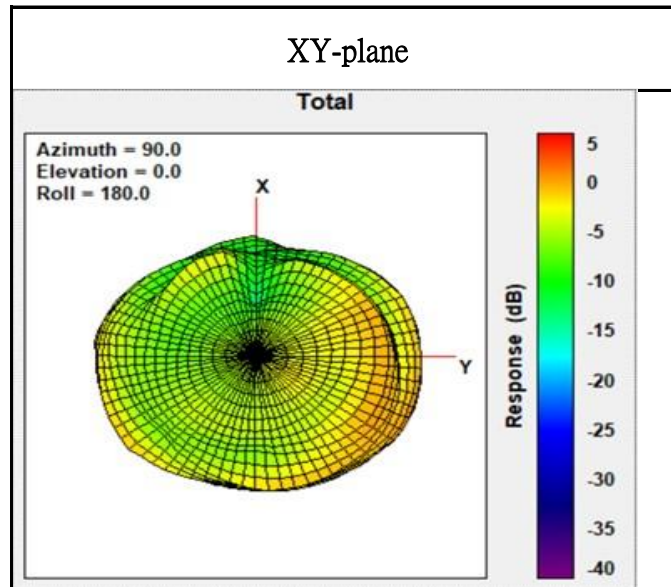
Antenna: 1785MHz



Center Frequency	1785 MHz
Three-dimensional (dBi) peak	1.99

Radiation characteristic in 1710MHz ~ 1755MHz (WCDMA IV, Band 4)

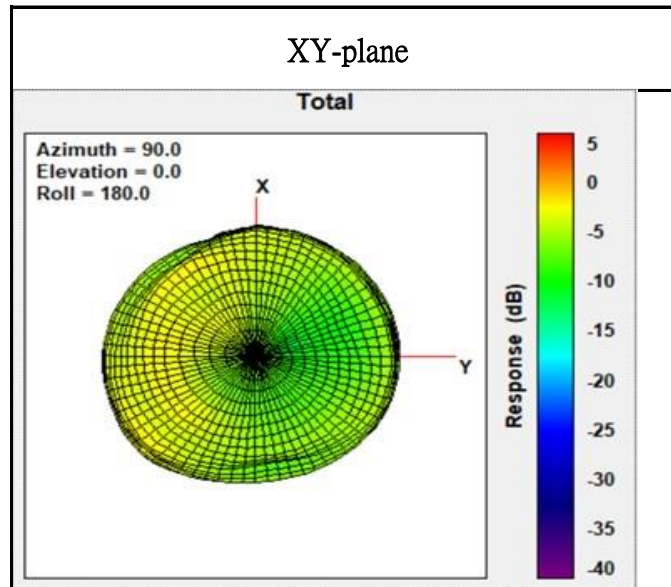
Antenna: 1755MHz



Center Frequency	1755 MHz
Three-dimensional (dBi) peak	1.89

Radiation characteristic in 824MHz ~ 849MHz (WCDMA V, Band 5, NR Band 5)

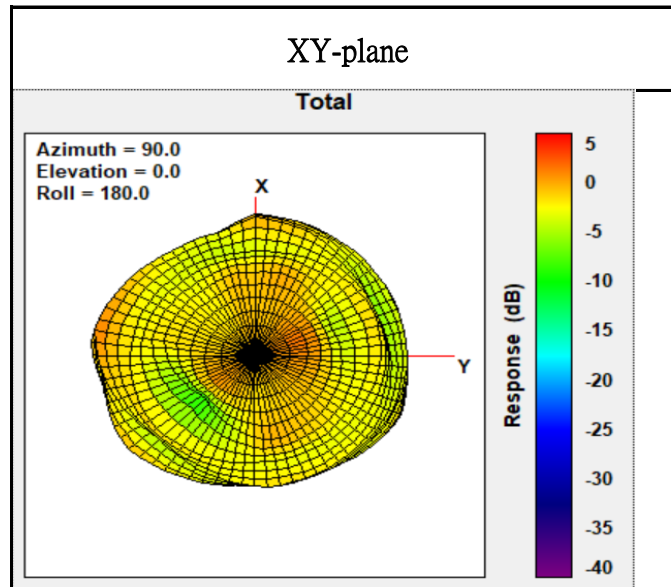
Antenna: 824MHz



Center Frequency	824 MHz
Three-dimensional (dBi) peak	-0.42

Radiation characteristic in 2500MHz ~ 2570MHz (Band 7, NR Band 7)

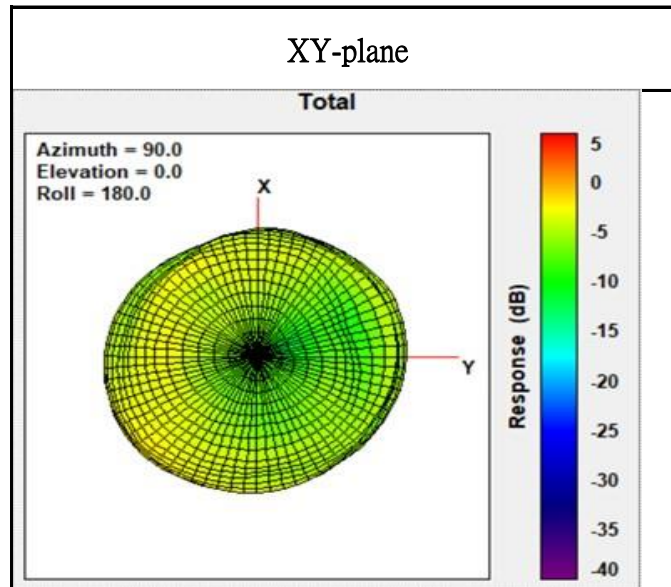
Antenna: 2500MHz



Center Frequency	2500 MHz
Three-dimensional (dBi) peak	1.97

Radiation characteristic in 880MHz ~ 915MHz (WCDMA VIII, Band 8, NR Band 8)

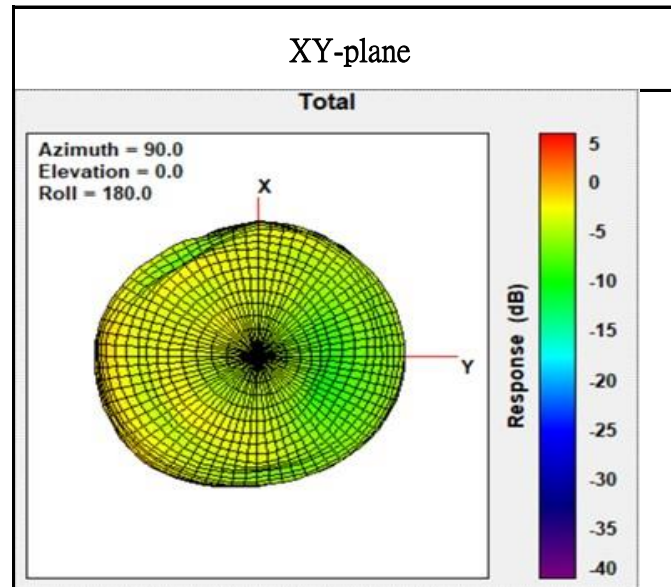
Antenna: 880MHz



Center Frequency	880 MHz
Three-dimensional (dBi) peak	-1.20

Radiation characteristic in 698MHz ~ 716MHz (Band 12)

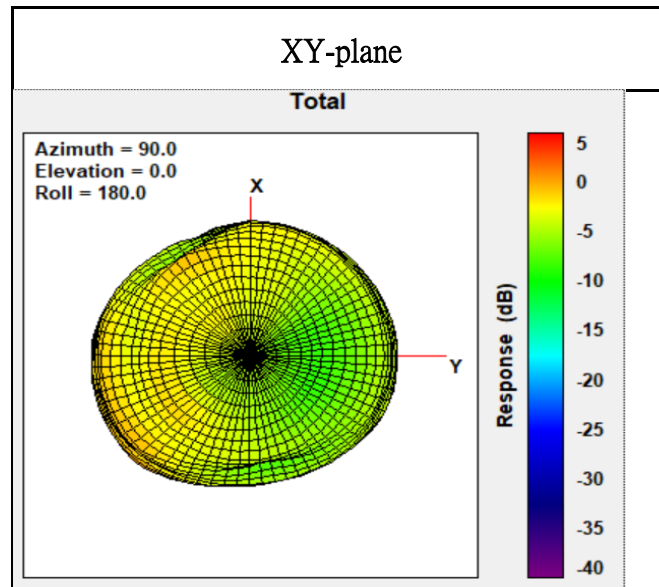
Antenna: 716MHz



Center Frequency	716 MHz
Three-dimensional (dBi) peak	0.88

Radiation characteristic in 777MHz ~ 787MHz (Band 13)

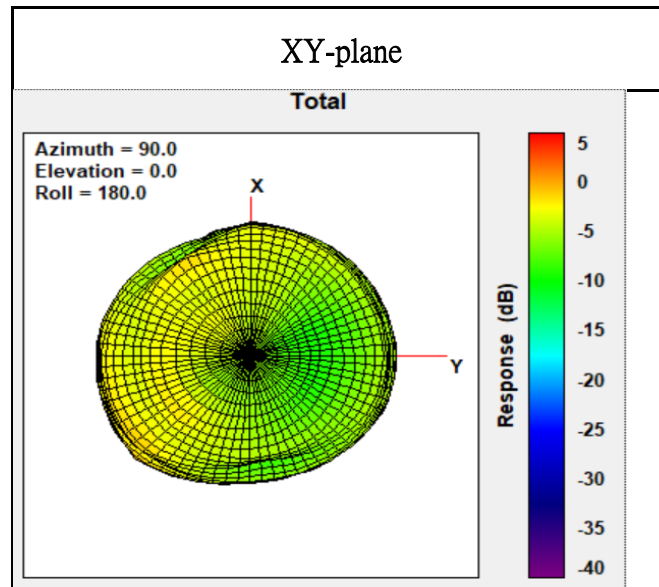
Antenna: 777MHz



Center Frequency	777 MHz
Three-dimensional (dBi) peak	1.95

Radiation characteristic in 788MHz ~ 798MHz (Band 14)

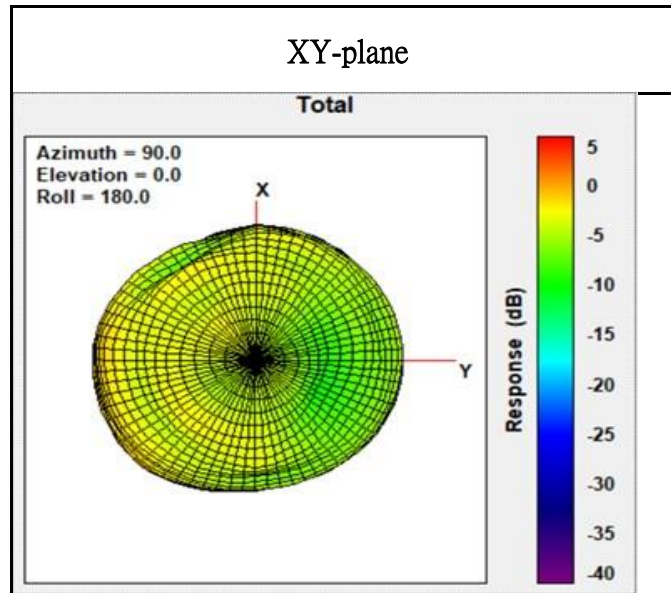
Antenna: 788MHz



Center Frequency	788 MHz
Three-dimensional (dBi) peak	1.90

Radiation characteristic in 704MHz ~ 716MHz (Band 17)

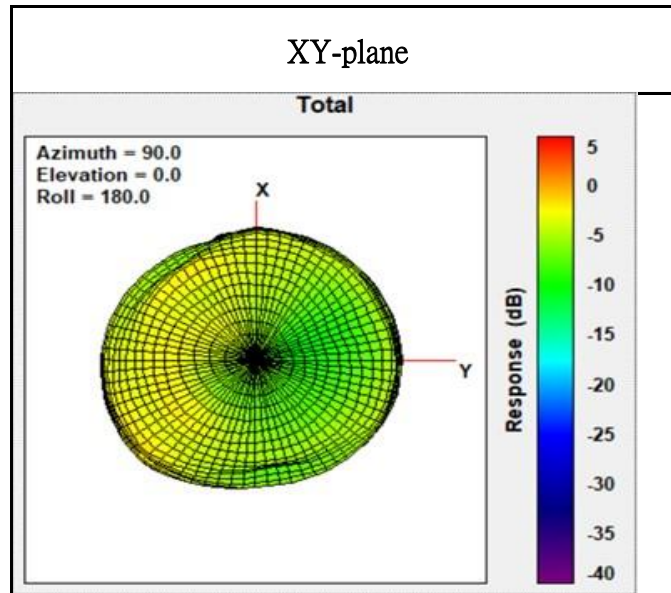
Antenna: 716MHz



Center Frequency	716 MHz
Three-dimensional (dBi) peak	0.88

Radiation characteristic in 815MHz ~ 830MHz (Band 18)

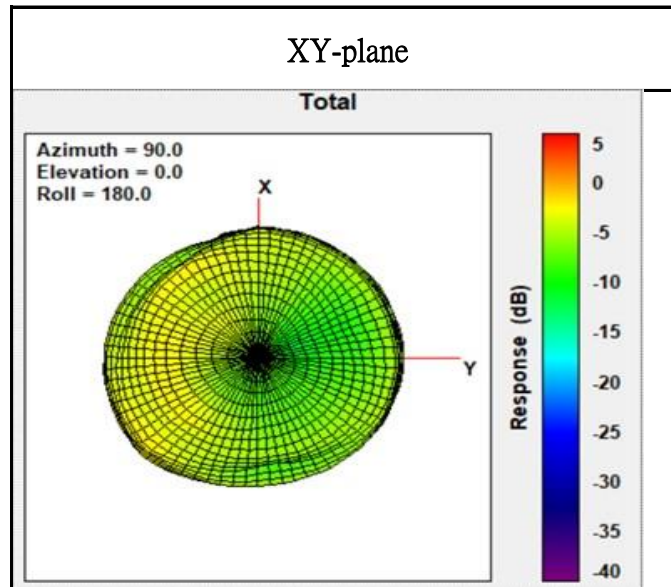
Antenna: 815MHz



Center Frequency	815 MHz
Three-dimensional (dBi) peak	-0.11

Radiation characteristic in 830MHz ~ 845MHz (Band 19)

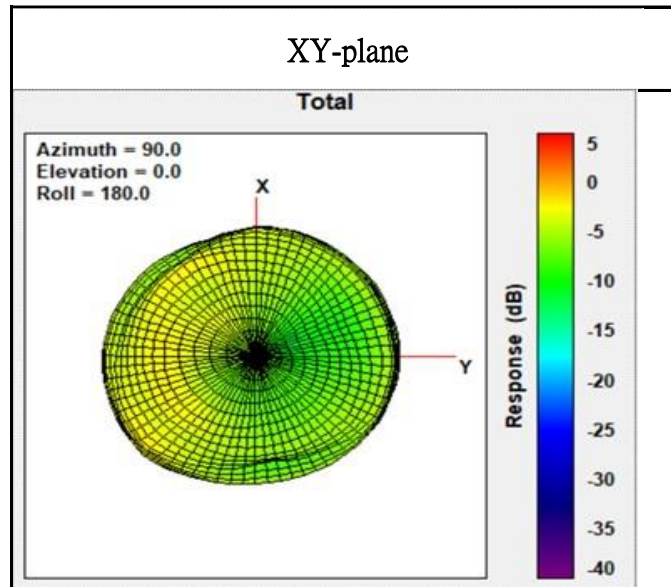
Antenna: 830MHz



Center Frequency	830 MHz
Three-dimensional (dBi) peak	-0.50

Radiation characteristic in 832MHz ~ 862MHz (Band 20, NR Band 20)

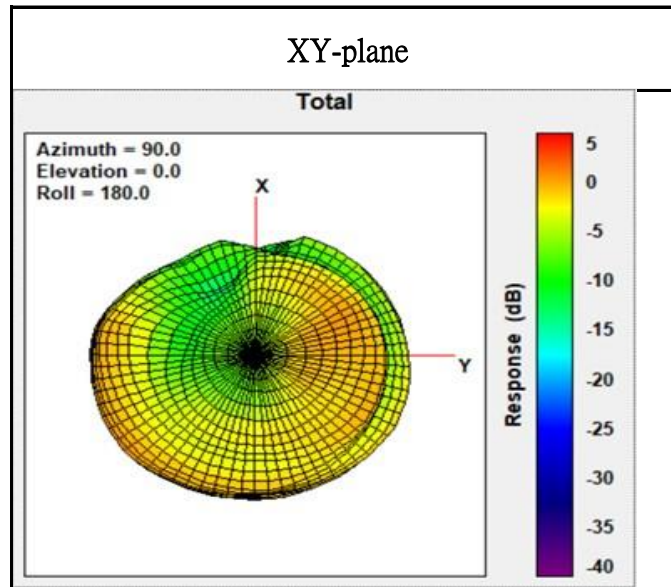
Antenna: 832MHz



Center Frequency	832 MHz
Three-dimensional (dBi) peak	-0.56

Radiation characteristic in 1850MHz ~ 1915MHz (Band 25)

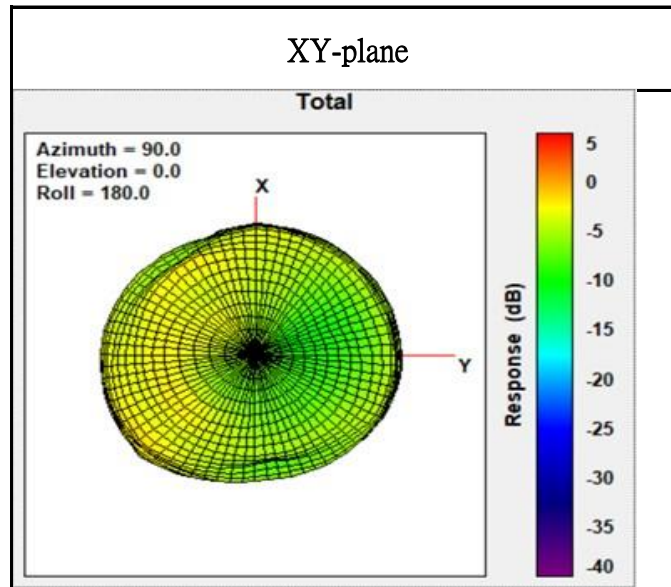
Antenna: 1915MHz



Center Frequency	1915 MHz
Three-dimensional (dBi) peak	1.93

Radiation characteristic in 814MHz ~ 849MHz (Band 26)

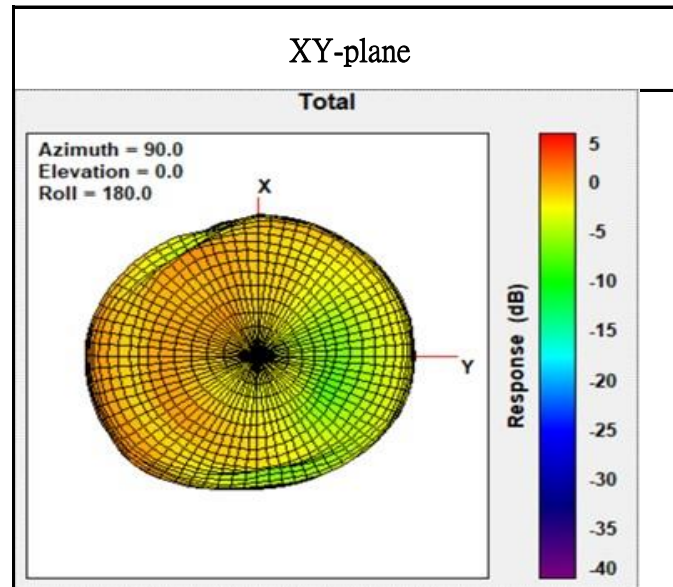
Antenna: 814MHz



Center Frequency	814 MHz
Three-dimensional (dBi) peak	-0.03

Radiation characteristic in 703MHz ~ 748MHz (Band 28, NR Band 28)

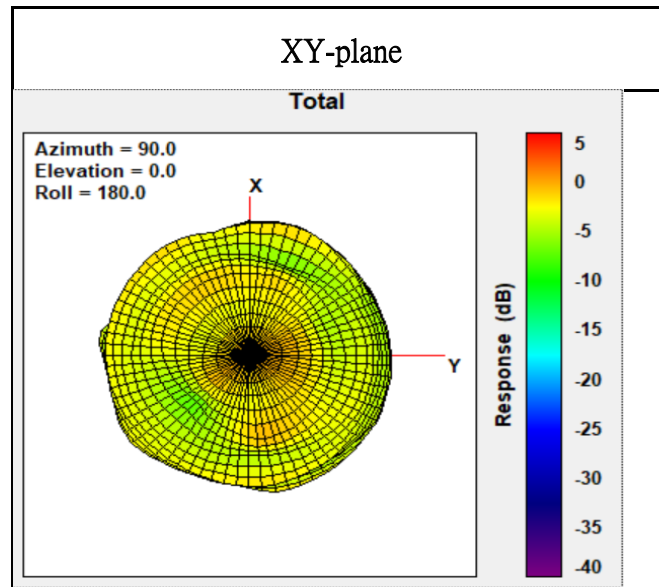
Antenna: 748MHz



Center Frequency	748 MHz
Three-dimensional (dBi) peak	1.94

Radiation characteristic in 2305MHz ~ 2315MHz (Band 30)

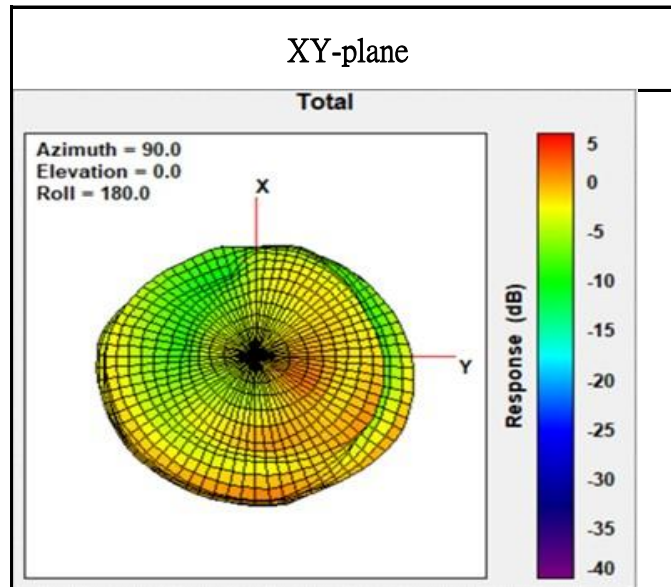
Antenna: 2305MHz



Center Frequency	2305 MHz
Three-dimensional (dBi) peak	1.80

Radiation characteristic in 2010MHz ~ 2025MHz (Band 34)

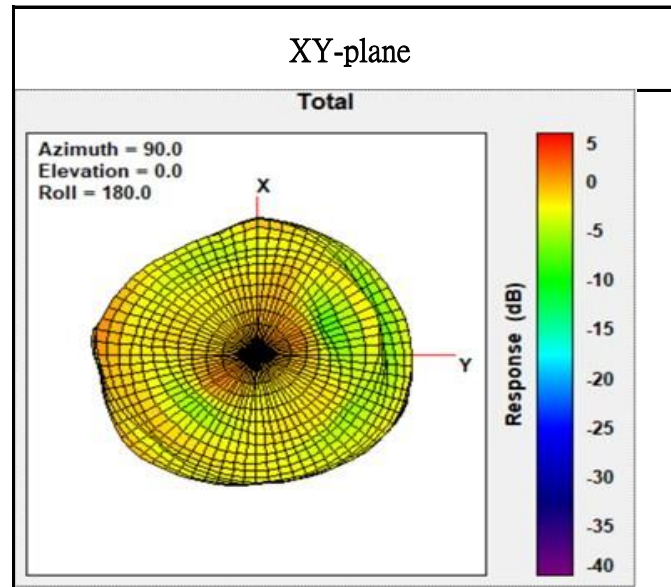
Antenna: 2010MHz



Center Frequency	2010 MHz
Three-dimensional (dBi) peak	1.84

Radiation characteristic in 2570MHz ~ 2620MHz (Band 38, NR Band 38)

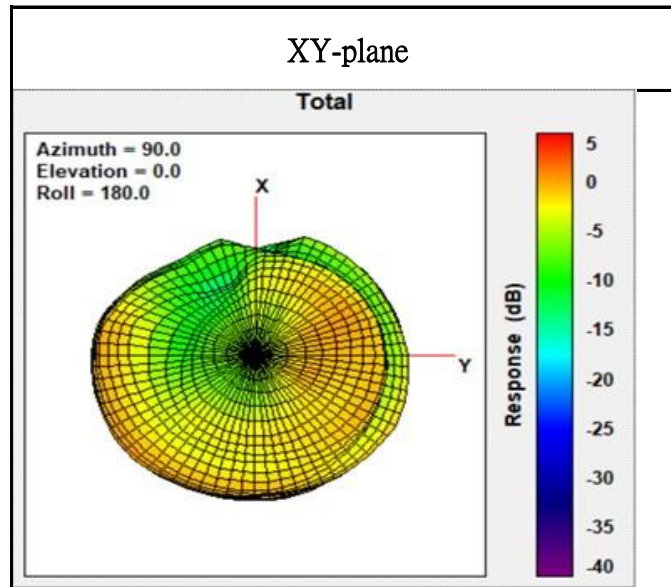
Antenna: 2570MHz



Center Frequency	2570 MHz
Three-dimensional (dBi) peak	1.31

Radiation characteristic in 1880MHz ~ 1920MHz (Band 39)

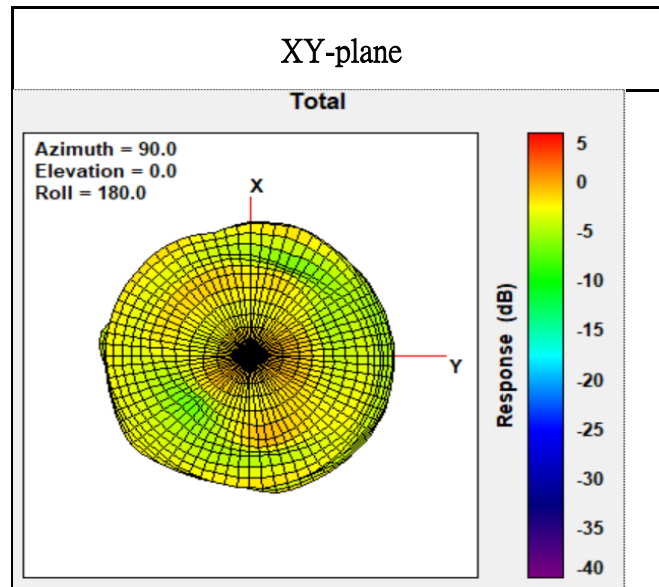
Antenna: 1920MHz



Center Frequency	1920 MHz
Three-dimensional (dBi) peak	1.92

Radiation characteristic in 2300MHz ~ 2350MHz (Band 40, NR Band 40)

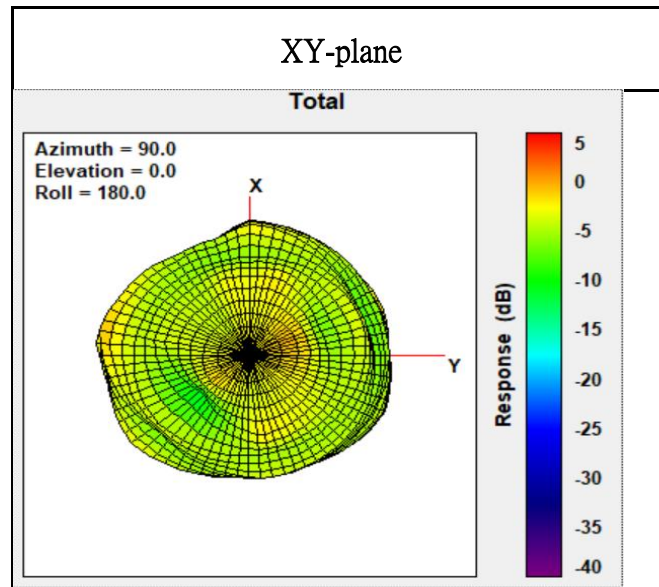
Antenna: 2300MHz



Center Frequency	2300 MHz
Three-dimensional (dBi) peak	1.98

Radiation characteristic in 2496MHz ~ 2690MHz (Band 41, NR Band 41)

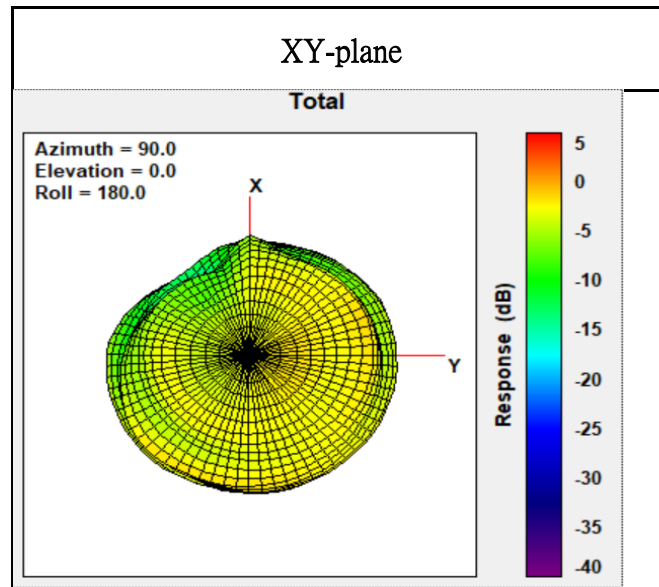
Antenna: 2496MHz



Center Frequency	2496 MHz
Three-dimensional (dBi) peak	1.97

Radiation characteristic in 3400MHz ~ 3600MHz (Band 42)

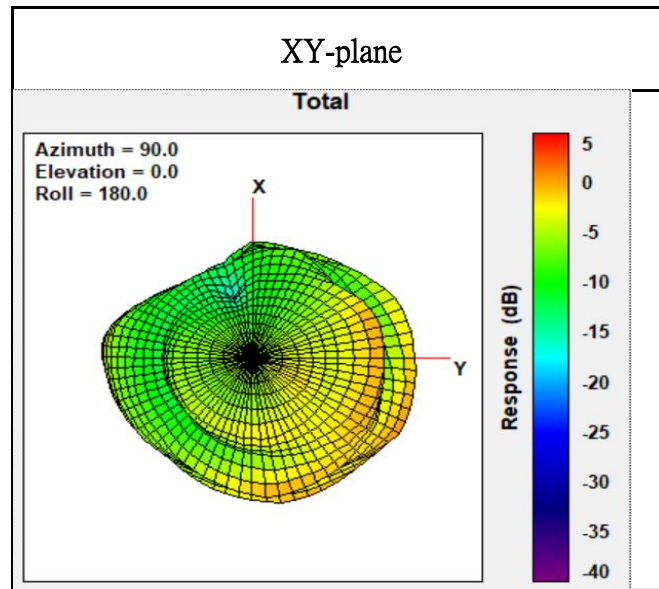
Antenna: 3400MHz



Center Frequency	3400 MHz
Three-dimensional (dBi) peak	1.90

Radiation characteristic in 3600MHz ~ 3800MHz (Band 43)

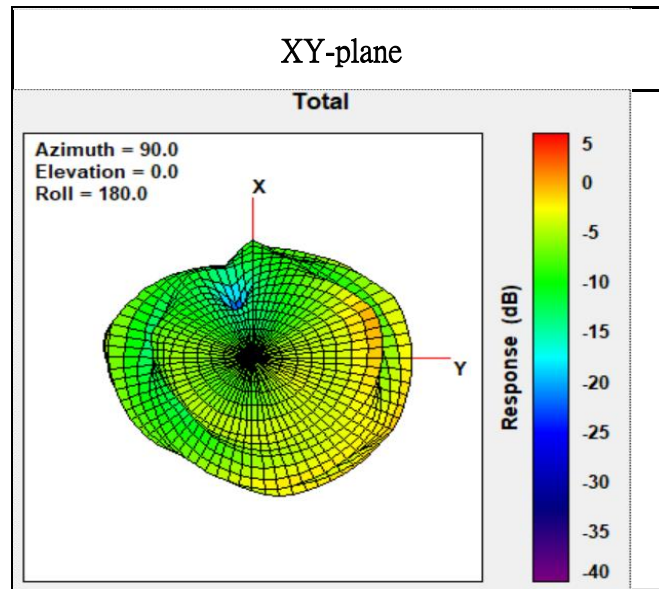
Antenna: 3800MHz



Center Frequency	3800 MHz
Three-dimensional (dBi) peak	1.95

Radiation characteristic in 3550MHz ~ 3700MHz (Band 48, NR Band 48)

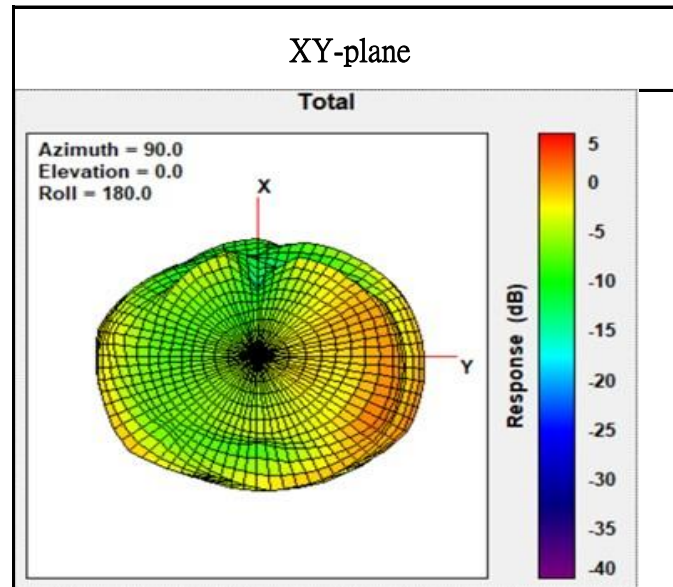
Antenna: 3700MHz



Center Frequency	3700 MHz
Three-dimensional (dBi) peak	1.90

Radiation characteristic in 1710MHz ~ 1780MHz (Band 66, NR Band 66)

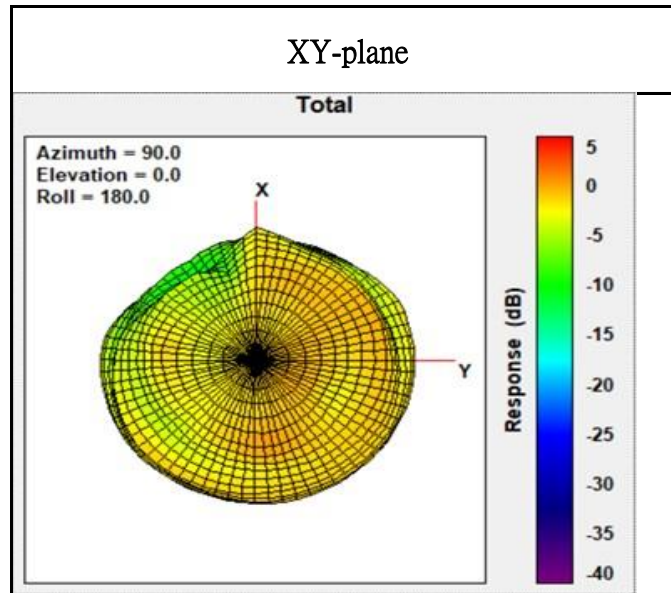
Antenna: 1780MHz



Center Frequency	1780 MHz
Three-dimensional (dBi) peak	1.94

Radiation characteristic in 3300MHz ~ 4200MHz (NR Band 77)

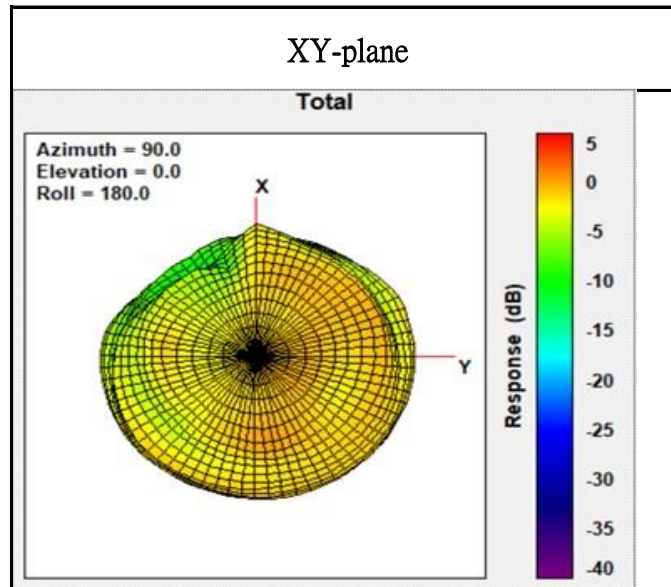
Antenna: 3300MHz



Center Frequency	3300 MHz
Three-dimensional (dBi) peak	1.98

Radiation characteristic in 3300MHz ~ 3800MHz (NR Band 78)

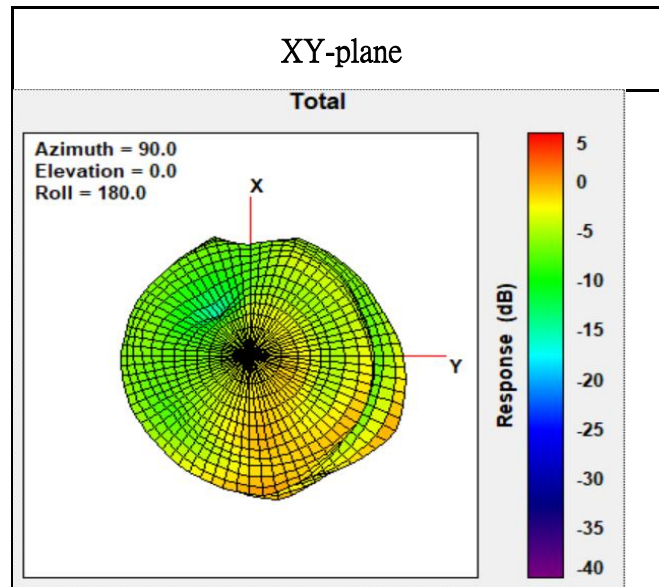
Antenna: 3300MHz



Center Frequency	3300 MHz
Three-dimensional (dBi) peak	1.98

Radiation characteristic in 4400MHz ~ 5000MHz (NR Band 79)

Antenna: 5000MHz



Center Frequency	5000 MHz
Three-dimensional (dBi) peak	1.95

Open Mode Gain Table (dBi)

	3D Peak Gain	3D Gain	Cable Loss
Frequency (MHZ)	Total (dBi)	Efficiency [%]	Loss (dBi)
1920	1.92	61.67	0.32
1950	1.83	58.29	0.32
1980	1.70	60.11	0.32
1850	1.49	59.95	0.31
1880	1.73	59.49	0.31
1910	1.96	61.97	0.31
1710	0.25	42.82	0.30
1748	1.71	47.06	0.30
1785	1.99	53.77	0.30
1710	0.25	42.82	0.30
1733	1.28	44.82	0.30
1755	1.89	49.14	0.30
824	-0.42	40.12	0.22
837	-0.64	39.30	0.22
849	-0.60	40.98	0.22
2500	1.97	57.98	0.36
2535	1.93	58.01	0.37
2570	1.31	56.12	0.37

880	-1.20	39.93	0.22
898	-1.76	36.26	0.23
915	-1.77	36.26	0.23
698	-0.77	36.66	0.21
708	0.11	45.19	0.21
716	0.88	53.59	0.21
777	1.95	62.01	0.21
782	1.88	61.44	0.21
787	1.40	59.39	0.21
788	1.90	58.23	0.22
793	1.87	53.59	0.22
798	1.47	48.72	0.22
704	-0.24	41.50	0.21
710	0.28	47.39	0.21
716	0.88	53.59	0.21
815	-0.11	43.49	0.22
823	-0.41	40.28	0.22
830	-0.50	39.89	0.22
830	-0.50	39.89	0.22
838	-0.67	39.08	0.22
845	-0.67	39.43	0.22
832	-0.56	39.72	0.22

847	-0.63	40.19	0.22
862	-0.63	42.70	0.22
1850	1.49	59.95	0.31
1883	1.79	59.85	0.31
1915	1.93	62.18	0.31
814	-0.03	44.05	0.22
832	-0.56	39.72	0.22
849	-0.60	40.98	0.22
703	-0.30	40.78	0.21
726	1.79	58.38	0.21
748	1.94	61.62	0.21
2305	1.80	60.32	0.35
2310	1.71	59.54	0.35
2315	1.64	57.95	0.35
2010	1.84	58.51	0.32
2018	1.76	57.89	0.32
2025	1.66	57.88	0.32
2570	1.31	56.12	0.37
2595	1.27	53.12	0.37
2620	1.11	51.32	0.37
1880	1.73	59.49	0.31
1900	1.80	60.81	0.31

1920	1.92	61.67	0.32
2300	1.98	61.34	0.35
2350	1.80	61.75	0.35
2400	1.23	52.73	0.35
2496	1.97	58.60	0.36
2593	1.82	53.46	0.37
2690	1.49	51.55	0.38
3400	1.90	58.71	0.43
3500	1.75	59.63	0.44
3600	1.66	46.82	0.45
3600	1.66	46.82	0.45
3700	1.9	49.85	0.45
3800	1.95	58.54	0.46
3550	1.41	49.63	0.44
3625	1.63	47.66	0.45
3700	1.9	49.85	0.45
1710	0.25	42.82	0.30
1745	1.66	46.92	0.30
1780	1.94	53.25	0.30
3300	1.98	55.41	0.42
3750	1.81	51.16	0.46
4200	1.73	49.82	0.49

3300	1.98	55.41	0.42
3550	1.41	49.63	0.44
3800	1.95	58.54	0.46
4400	1.71	38.36	0.50
4700	1.42	27.69	0.52
5000	1.95	47.30	0.53

Assembly Drawing

