

HDMI[™]
HIGH-DEFINITION MULTIMEDIA INTERFACE



E20278

Revised Edition / May 2022

IN SEARCH OF INCREDIBLE

User Guide

MyASUS FAQ

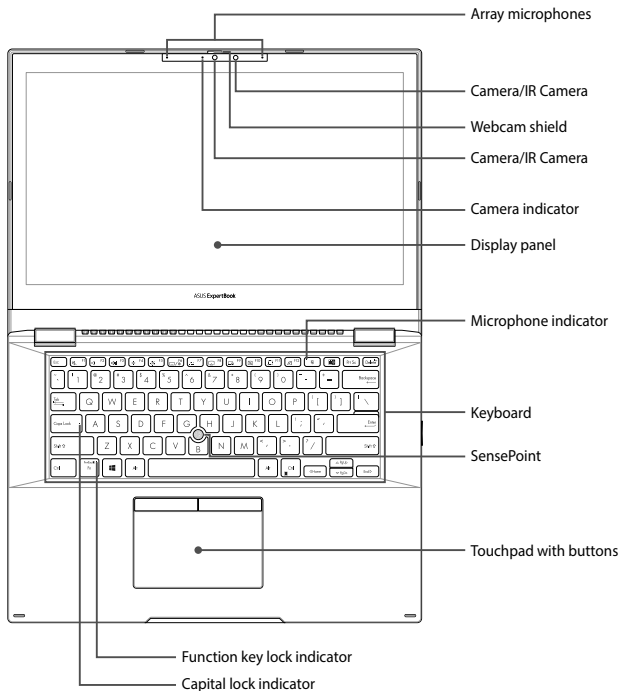


ASUS

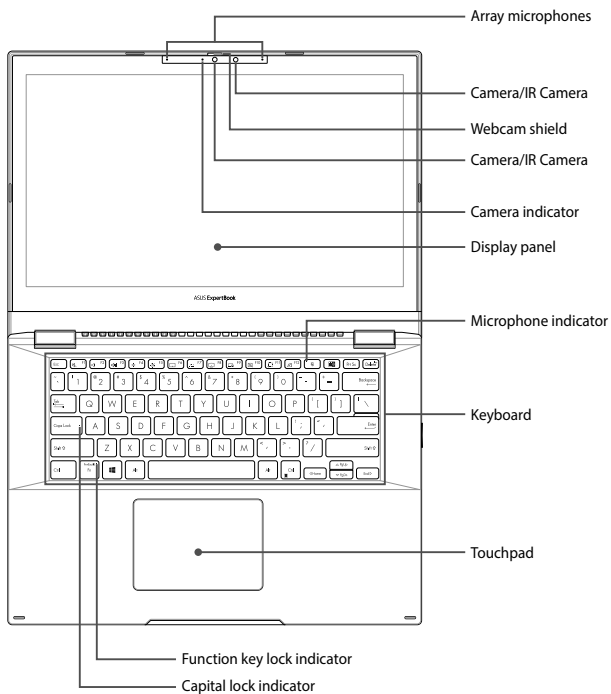
Front View

NOTE: The keyboard's layout may vary per region or country. The top view may also vary in appearance depending on the Notebook PC model.

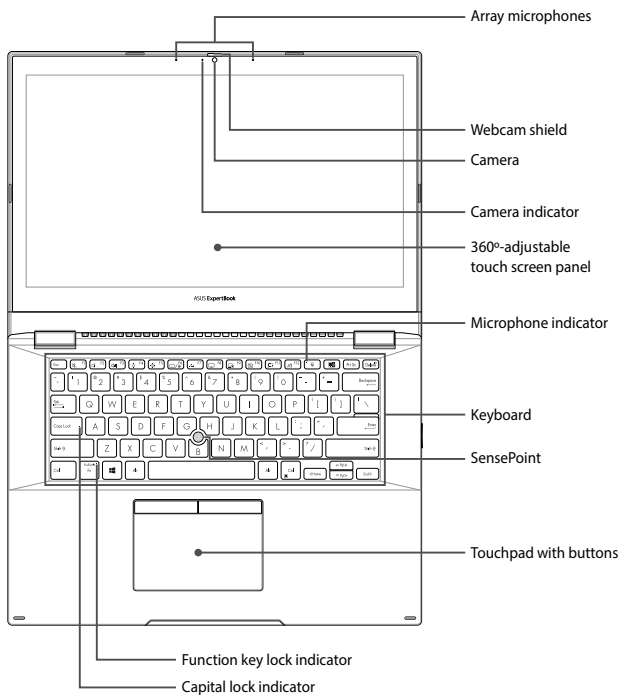
14" Clamshell model (with SensePoint)



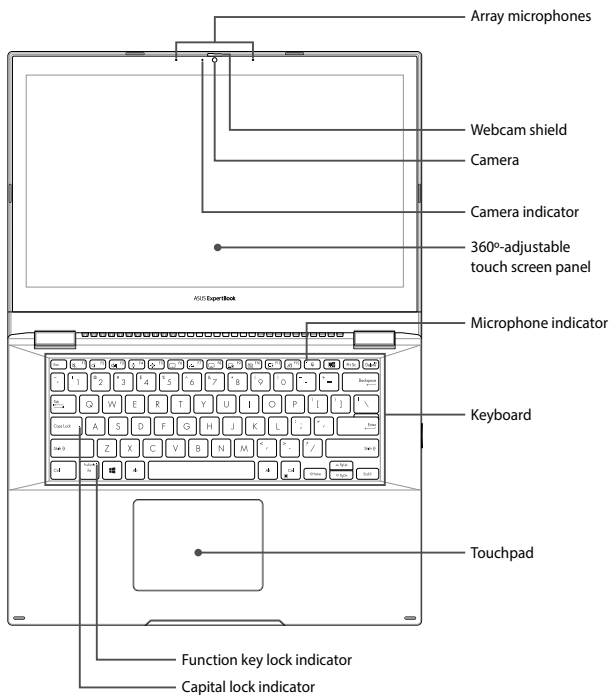
14" Clamshell model (without SensePoint)



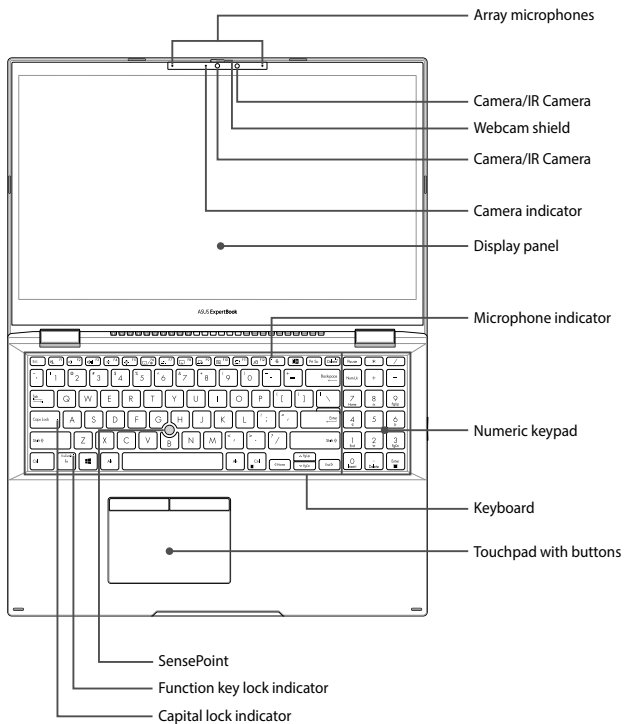
14" Flip model (with SensePoint)



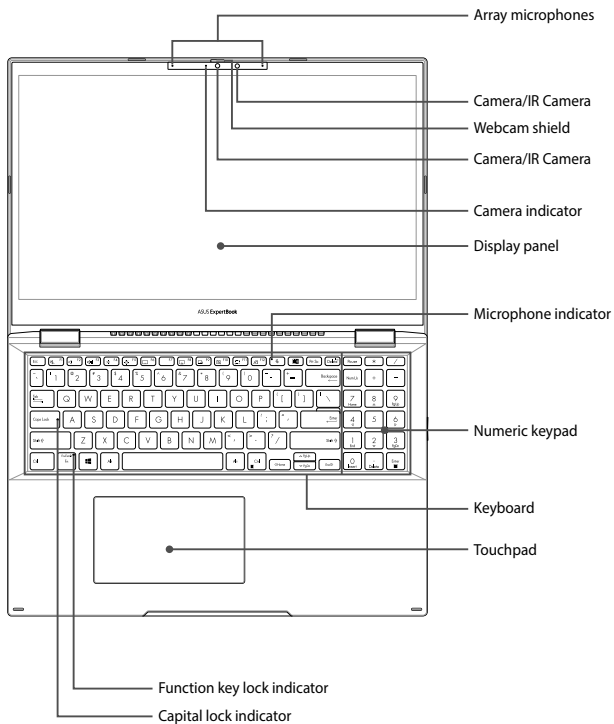
14" Flip model (without SensePoint)



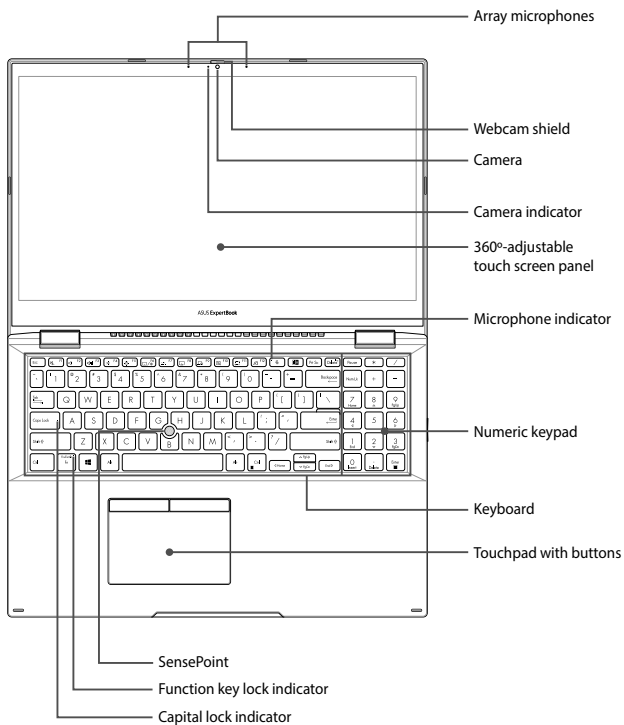
15" Clamshell model (with SensePoint)



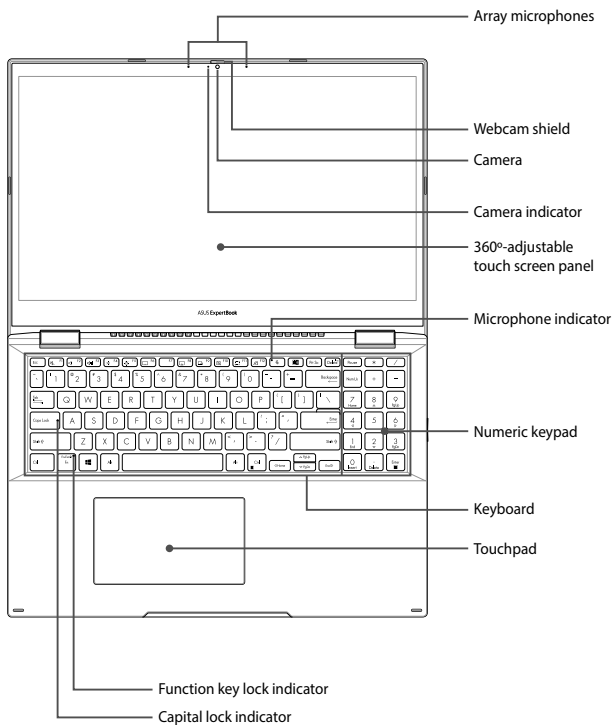
15" Clamshell model (without SensePoint)



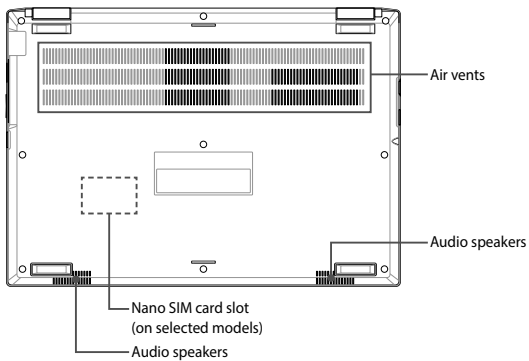
15" Flip model (with SensePoint)



15" Flip model (without SensePoint)

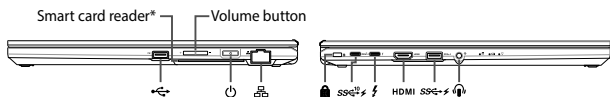



Bottom View



IMPORTANT! Visit an authorized retailer to activate your Nano SIM card.


I/O ports and slots




 USB 2.0 port


 Power button/Fingerprint sensor


 LAN port

 Kensington® security slot

 USB 3.2 Gen 2 Type-C/
Power Delivery combo port

 Thunderbolt™ 4/
Power Delivery combo port

 HDMI HDMI output port

 USB 3.2 Gen 1 port with
charging function

 Headphone/Headset/Microphone jack

* On selected models

Getting started

IMPORTANT!

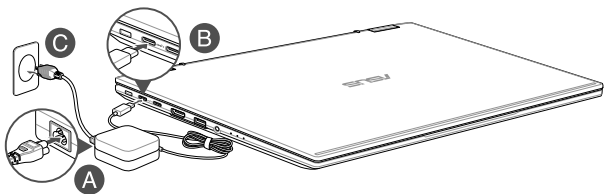
Do not use this Notebook PC for cryptocurrency mining (consuming a vast amount of electricity and time to gain convertible virtual currency) and/or related activities.

1. Charge your Notebook PC

- A. Connect the AC power cord to the AC/DC adapter.
- B. Connect the DC power connector into your Notebook PC's power (DC) input port.
- C. Plug the AC power adapter into a 100V~240V power source.

IMPORTANT! Use only the bundled power adapter to charge the battery pack and supply power to your Notebook PC.

NOTE: The power adapter may vary in appearance, depending on models and your region.



2. Lift to open the display panel

3. Press the power button



Charge the Notebook PC for **3 hours** before using it in battery mode for the first time.

Safety notices for your Notebook PC

WARNING!

Your Notebook PC can get warm to hot while in use or while charging the battery pack. Do not leave your Notebook PC on your lap or near any part of your body to prevent injury from heat. When working on your Notebook PC, do not place it on surfaces that can block the vents.

CAUTION!

- This Notebook PC should only be used in environments with ambient temperatures between 5°C (41°F) and 35°C (95°F).
- Refer to the rating label on the bottom of your Notebook PC and ensure that your power adapter complies with this rating.
- The power adapter may become warm to hot while in use. Do not cover the adapter and keep it away from your body while it is connected to a power source.

IMPORTANT!

- Ensure that your Notebook PC is connected to the power adapter before turning it on for the first time. Always plug the power cord into a wall socket without using any extension cords. For your safety, connect this device to a properly grounded electrical outlet only.
- When using your Notebook PC on power adapter mode, the socket outlet must be near to the unit and easily accessible.
- Locate the input/output rating label on your Notebook PC and ensure that it matches the input/output rating information on your power adapter. Some Notebook PC models may have multiple rating output currents based on the available SKU.
- Power adapter information:
 - Input voltage: 100-240Vac
 - Input frequency: 50-60Hz
 - Rating output current: 3.25A (65W)
 - Rating output voltage: 20V

WARNING!

Read the following precautions for your Notebook PC's battery:

- Only ASUS-authorized technicians should remove the battery inside the device (for non-removable battery only).
- The battery used in this device may present a risk of fire or chemical burn if removed or disassembled.
- Follow the warning labels for your personal safety.
- Risk of explosion if battery is replaced by an incorrect type.
- Do not dispose of in fire.
- Never attempt to short-circuit your Notebook PC's battery.
- Never attempt to disassemble and reassemble the battery (for non-removable battery only).
- Discontinue usage if leakage is found.
- This battery and its components must be recycled or disposed of properly.
- Keep the battery and other small components away from children.

Avis concernant les batteries remplaçables

- La batterie de l'appareil peut présenter un risque d'incendie ou de brûlure si celle-ci est retirée ou désassemblée.
- La batterie et ses composants doivent être recyclés de façon appropriée.

Copyright Information

You acknowledge that all rights of this Manual remain with ASUS. Any and all rights, including without limitation, in the Manual or website, are and shall remain the exclusive property of ASUS and/or its licensors. Nothing in this Manual intends to transfer any such rights, or to vest any such rights to you.

ASUS PROVIDES THIS MANUAL "AS IS" WITHOUT WARRANTY OF ANY KIND. SPECIFICATIONS AND INFORMATION CONTAINED IN THIS MANUAL ARE FURNISHED FOR INFORMATIONAL USE ONLY, AND ARE SUBJECT TO CHANGE AT ANY TIME WITHOUT NOTICE, AND SHOULD NOT BE CONSTRUED AS A COMMITMENT BY ASUS.

Copyright © 2022 ASUSTeK COMPUTER INC. All Rights Reserved.

Limitation of Liability

Circumstances may arise where because of a default on ASUS' part or other liability, you are entitled to recover damages from ASUS. In each such instance, regardless of the basis on which you are entitled to claim damages from ASUS, ASUS is liable for no more than damages for bodily injury (including death) and damage to real property and tangible personal property; or any other actual and direct damages resulted from omission or failure of performing legal duties under this Warranty Statement, up to the listed contract price of each product.

ASUS will only be responsible for or indemnify you for loss, damages or claims based in contract, tort or infringement under this Warranty Statement.

This limit also applies to ASUS' suppliers and its reseller. It is the maximum for which ASUS, its suppliers, and your reseller are collectively responsible.

UNDER NO CIRCUMSTANCES IS ASUS LIABLE FOR ANY OF THE FOLLOWING: (1) THIRD-PARTY CLAIMS AGAINST YOU FOR DAMAGES; (2) LOSS OF, OR DAMAGE TO, YOUR RECORDS OR DATA; OR (3) SPECIAL, INCIDENTAL, OR INDIRECT DAMAGES OR FOR ANY ECONOMIC CONSEQUENTIAL DAMAGES (INCLUDING LOST PROFITS OR SAVINGS), EVEN IF ASUS, ITS SUPPLIERS OR YOUR RESELLER IS INFORMED OF THEIR POSSIBILITY.

Service and Support

For complete E-Manual version, refer to our multi-language website at:
<https://www.asus.com/support/>

MyASUS offers a variety of support features including troubleshooting, products performance optimization, ASUS software integration, and helps you to organize personal desktop and increase storage space. For more details, please visit <https://www.asus.com/support/FAQ/1038301/>.

FCC Radio Frequency (RF) Exposure Caution Statement

WARNING! Any changes or modifications not expressly approved by the party responsible for compliance could void the user's authority to operate this equipment.

This equipment complies with FCC radiation exposure limits set forth for an uncontrolled environment. To maintain compliance with FCC RF exposure compliance requirements, please avoid direct contact to the transmitting antenna during transmitting. End users must follow the specific operating instructions for satisfying RF exposure compliance.

UL Safety Notices

- DO NOT use the Notebook PC near water, for example, near a bath tub, wash bowl, kitchen sink or laundry tub, in a wet basement or near a swimming pool.
- DO NOT use the Notebook PC during an electrical storm. There may be a remote risk of electric shock from lightning.
- DO NOT use the Notebook PC in the vicinity of a gas leak.
- DO NOT dispose the Notebook PC battery pack in a fire, as they may explode. Check with local codes for possible special disposal instructions to reduce the risk of injury to persons due to fire or explosion.
- DO NOT use power adapters or batteries from other devices to reduce the risk of injury to persons due to fire or explosion. Use only UL certified power adapters or batteries supplied by the manufacturer or authorized retailers.

Coating Notice

IMPORTANT! To provide electrical insulation and maintain electrical safety, a coating is applied to insulate the device except on the areas where the I/O ports are located.

Power Safety Requirement

Products with electrical current ratings up to 6A and weighing more than 3Kg must use approved power cords greater than or equal to: H05VV-F, 3G, 0.75mm² or H05VV-F, 2G, 0.75mm².

Declaration of Compliance for Product Environmental Regulation

ASUS follows the green design concept to design and manufacture our products, and makes sure that each stage of the product life cycle of ASUS product is in line with global environmental regulations. In addition, ASUS disclose the relevant information based on regulation requirements. Please refer to <http://csr.asus.com/Compliance.htm> for information disclosure based on regulation requirements ASUS is complied with.

EU REACH and Article 33

Complying with the REACH (Registration, Evaluation, Authorization, and Restriction of Chemicals) regulatory framework, we publish the chemical substances in our products at ASUS REACH website at <http://csr.asus.com/english/REACH.htm>.

EU RoHS

This product complies with the EU RoHS Directive. For more details, see <http://csr.asus.com/english/article.aspx?id=35>.

Japan JIS-C-0950 Material Declarations

Information on Japan RoHS (JIS-C-0950) chemical disclosures is available on <http://csr.asus.com/english/article.aspx?id=19>.

India RoHS

This product complies with the “India E-Waste (Management) Rules, 2016” and prohibits use of lead, mercury, hexavalent chromium, polybrominated biphenyls (PBBs) and polybrominated diphenyl ethers (PBDEs) in concentrations exceeding 0.1% by weight in homogenous materials and 0.01% by weight in homogenous materials for cadmium, except for the exemptions listed in Schedule II of the Rule.

Vietnam RoHS

ASUS products sold in Vietnam, on or after September 23, 2011, meet the requirements of the Vietnam Circular 30/2011/TT-BCT.

Các sản phẩm ASUS bán tại Việt Nam, vào ngày 23 tháng 9 năm 2011 trở về sau, đều phải đáp ứng các yêu cầu của Thông tư 30/2011/TT-BCT của Việt Nam.

ASUS Recycling/Takeback Services

ASUS recycling and takeback programs come from our commitment to the highest standards for protecting our environment. We believe in providing solutions for you to be able to responsibly recycle our products, batteries, other components as well as the packaging materials. Please go to <http://csr.asus.com/english/Takeback.htm> for detailed recycling information in different regions.

Ecodesign Directive

European Union announced a framework for the setting of ecodesign requirements for energy-related products (2009/125/EC). Specific Implementing Measures are aimed at improving environmental performance of specific products or across multiple product types. ASUS provides product information on the CSR website. Further information could be found at <https://csr.asus.com/english/article.aspx?id=1555>.

EPEAT Registered Products

The public disclosure of key environmental information for ASUS EPEAT (Electronic Product Environmental Assessment Tool) registered products is available at <https://csr.asus.com/english/article.aspx?id=41>. More information about EPEAT program and purchase guidance can be found at www.epeat.net.

Regional notice for Singapore

Complies with IMDA Standards DB103778

This ASUS product complies with IMDA Standards.

Prevention of Hearing Loss

To prevent possible hearing damage, do not listen at high volume levels for long periods.



RF Exposure Information (SAR)

This device meets the government's requirements for exposure to radio waves. This device is designed and manufactured not to exceed the emission limits for exposure to radio frequency (RF) energy set by the Federal Communications Commission of the U.S. Government.

The exposure standard for wireless device employs a unit of measurement known as the Specific Absorption Rate, or SAR. The SAR limit set by the FCC is 1.6 W/kg. Tests for SAR are conducted using standard operating positions accepted by the FCC with the device transmitting at its highest certified power level in all tested frequency bands.

Simplified EU Declaration of Conformity

ASUSTek Computer Inc. hereby declares that this device is in compliance with the essential requirements and other relevant provisions of Directive 2014/53/EU. Full text of EU declaration of conformity is available at <https://www.asus.com/support/>.

The WiFi operating in the band 5150-5350 MHz shall be restricted to indoor use for countries listed in the table below:

AT	BE	BG	CZ	DK	EE	FR
DE	IS	IE	IT	EL	ES	CY
LV	LI	LT	LU	HU	MT	NL
NO	PL	PT	RO	SI	SK	TR
FI	SE	CH	HR	UK(NI)		



a. Low Power Indoor (LPI) Wi-Fi 6E devices:

The device is restricted to indoor use only when operating in the 5945 to 6425 MHz frequency range in Belgium (BE), Bulgaria (BG), Cyprus (CY), Czech Republic (CZ), Estonia (EE), France (FR), Iceland (IS), Ireland (IE), Lithuania (LT), Germany (DE), Netherlands (NL), Spain (ES).

b. Very Low Power (VLP) Wi-Fi 6E devices (portable devices):

The device is not permitted to be used on Unmanned Aircraft Systems (UAS) when operating in the 5945 to 6425 MHz frequency range in Belgium (BE), Bulgaria (BG), Cyprus (CY), Czech Republic (CZ), Estonia (EE), France (FR), Iceland (IS), Ireland (IE), Lithuania (LT), Germany (DE), Netherlands (NL), Spain (ES).

Simplified UKCA Declaration of Conformity

ASUSTek Computer Inc. hereby declares that this device is in compliance with the essential requirements and other relevant provisions of The Radio Equipment Regulations 2017 (S.I. 2017/1206). Full text of UKCA declaration of conformity is available at <https://www.asus.com/support/>.

The WiFi operating in the band 5150-5350 MHz shall be restricted to indoor use for the country listed below:

UK

a. Low Power Indoor (LPI) Wi-Fi 6E devices:

The device is restricted to indoor use only when operating in the 5925 to 6425 MHz frequency range in UK.

b. Very Low Power (VLP) Wi-Fi 6E devices (portable devices):

The device is not permitted to be used on Unmanned Aircraft Systems (UAS) when operating in the 5925 to 6425 MHz frequency range in UK.

Wi-Fi Network Notice

IMPORTANT! Wi-Fi 6E network card is available on selected models. The connectivity of Wi-Fi 6E band may vary according to the regulation and certification of each country/region.

ENERGY STAR Qualified Product



ENERGY STAR is a joint program of the U.S. Environmental Protection Agency and the U.S. Department of Energy helping us all save money and protect the environment through energy efficient products and practices.

All ASUS products with the ENERGY STAR logo comply with the ENERGY STAR standard, and the power management feature is enabled by default.

The monitor is automatically set to sleep within 10 minutes of user inactivity; the computer is automatically set to sleep within 30 minutes of user inactivity. To wake your computer, click the mouse, press any key on the keyboard, or press the power button.

Please visit <http://www.energystar.gov/powermanagement> for detail information on power management and its benefits to the environment. In addition, please visit <http://www.energystar.gov> for detail information on the ENERGY STAR joint program.

NOTE: Energy Star is NOT supported on FreeDOS and Linux-based operating systems.

RF Exposure information (SAR)

This device meets the EU requirements (2014/53/EU) on the limitation of exposure of the general public to electromagnetic fields by way of health protection.

The limits are part of extensive recommendations for the protection of the general public. These recommendations have been developed and checked by independent scientific organizations through regular and thorough evaluations of scientific studies. The unit of measurement for the European Council's recommended limit for mobile devices is the "Specific Absorption Rate" (SAR), and the SAR limit is 2.0 W/Kg averaged over 10 gram of body tissue. It meets the requirements of the International Commission on Non-Ionizing Radiation Protection (ICNIRP).


For next-to-body operation, this device has been tested and meets the ICNIRP exposure guidelines and the European Standard EN 50566 and EN 62209-2. SAR is measured with the device directly contacted to the body while transmitting at the highest certified output power level in all frequency bands of the mobile device.

A minimum separation distance of 1 cm must be maintained between the user's body and the device, including the antenna during body-worn operation to comply with the RF exposure requirements in Europe.

Federal Communications Commission Interference Statement

This equipment has been tested and found to comply with the limits for a Class B digital device, pursuant to part 15 of the FCC Rules. These limits are designed to provide reasonable protection against harmful interference in a residential installation. This equipment generates, uses and can radiate radio frequency energy and, if not installed and used in accordance with the instructions, may cause harmful interference to radio communications. However, there is no guarantee that interference will not occur in a particular installation. If this equipment does cause harmful interference to radio or television reception, which can be determined by turning the equipment off and on, the user is encouraged to try to correct the interference by one or more of the following measures:

- Reorient or relocate the receiving antenna.
- Increase the separation between the equipment and receiver.
- Connect the equipment into an outlet on a circuit different from that to which the receiver is connected.
- Consult the dealer or an experienced radio/TV technician for help.

FCC COMPLIANCE INFORMATION	
Per FCC Part 2 Section 2.1077	
	
Responsible Party:	Asus Computer International
Address:	48720 Kato Rd., Fremont, CA 94538
Phone/Fax No:	(510)739-3777/(510)608-4555
hereby declares that the product	
Product Name :	Notebook PC/ExpertBook
Model Number :	B2402CB, PX460CB, BW460CB, P2452CB, B2402FB, P2452FB, B2502CB, P2552CB, PX560CB, BW560CB, B2502FB, P2552FB, PX460FB, BW460FB, PX560FB, BW560FB
compliance statement:	
This device complies with part 15 of the FCC Rules. Operation is subject to the following two conditions: (1) This device may not cause harmful interference, and (2) this device must accept any interference received, including interference that may cause undesired operation.	
<small>Ver. 180620</small>	

CE RED RF Output table (Directive 2014/53/EU)

B2402CB/B2402CBA/P2452CB/PX460CB/BW460CB

B2402FB/B2402FBA/P2452FB/PX460FB/BW460FB

Intel AX201D2W

Function	Frequency	Maximum Output Power (EIRP)
WiFi	2412 - 2472 MHz	20 dBm
	5150 - 5350 MHz	20 dBm
	5470 - 5725 MHz	21 dBm
	5725 - 5850 MHz	13 dBm
Bluetooth	2402 - 2480 MHz	13 dBm

* Receiver category 2

Intel AX211D2W

Function	Frequency	Maximum Output Power (EIRP)
WiFi	2412 - 2472 MHz	20 dBm
	5150 - 5350 MHz	20 dBm
	5470 - 5725 MHz	21 dBm
	5725 - 5850 MHz	12 dBm
WiFi 6E	5925 - 6425 MHz	23 dBm
Bluetooth	2402 - 2480 MHz	13 dBm

* Receiver category 2

Radio Type	Description	Frequency	Maximum Output Power
WCDMA	Band I	1920 - 1980 MHz	24.5 dBm
	Band VIII	880 - 915 MHz	24.5 dBm
LTE	B1	1920 - 1980 MHz	24.0 dBm
	B3	1710 - 1785 MHz	24.0 dBm
	B7	2500 - 2570 MHz	24.0 dBm
	B8	880 - 915 MHz	25.0 dBm
	B20	832 - 862 MHz	25.0 dBm
	B28	703 - 748 MHz	25.0 dBm
	B34	2010 - 2025 MHz	24.0 dBm
	B38	2570 - 2620 MHz	24.0 dBm
	B40	2300 - 2400 MHz	24.0 dBm
	B41	2496 - 2690 MHz	24.0 dBm
	B41 HPUE	2496 - 2690 MHz	27.0 dBm
	B42	3400 - 3600 MHz	24.0 dBm
B43	3600 - 3800 MHz	24.0 dBm	
NR	n1	1920 - 1980 MHz	24.0 dBm
	n3	1710 - 1785 MHz	24.0 dBm
	n7	2500 - 2570 MHz	24.0 dBm
	n8	880 - 915 MHz	25.0 dBm
	n20	832 - 862 MHz	25.0 dBm
	n28	703 - 748 MHz	25.0 dBm
	n38	2570 - 2620 MHz	24.0 dBm
	n40	2300 - 2400 MHz	24.0 dBm
	n41	2496 - 2690 MHz	24.0 dBm
	n41 HPUE	2496 - 2690 MHz	27.0 dBm
	n77 HPUE	3300 - 4200 MHz	27.0 dBm
	n78 HPUE	3300 - 3800 MHz	27.0 dBm

B2502CB/B2502CBA/P2552CB/PX560CB/BW560CB
B2502FB/B2502FBA/P2552FB/PX560FB/BW560FB

Intel AX201D2W

Function	Frequency	Maximum Output Power (EIRP)
WiFi	2412 - 2472 MHz	20 dBm
	5150 - 5350 MHz	21 dBm
	5470 - 5725 MHz	21 dBm
	5725 - 5850 MHz	12 dBm
Bluetooth	2402 - 2480 MHz	13 dBm

* Receiver category 2

Intel AX211D2W

Function	Frequency	Maximum Output Power (EIRP)
WiFi	2412 - 2472 MHz	20 dBm
	5150 - 5350 MHz	21 dBm
	5470 - 5725 MHz	21 dBm
	5725 - 5850 MHz	12 dBm
WiFi 6E	5925 - 6425 MHz	23 dBm
Bluetooth	2402 - 2480 MHz	13 dBm

* Receiver category 2

Radio Type	Description	Frequency	Maximum Output Power
WCDMA	Band I	1920 - 1980 MHz	24.5 dBm
	Band VIII	880 - 915 MHz	24.5 dBm
LTE	B1	1920 - 1980 MHz	24.0 dBm
	B3	1710 - 1785 MHz	24.0 dBm
	B7	2500 - 2570 MHz	24.0 dBm
	B8	880 - 915 MHz	25.0 dBm
	B20	832 - 862 MHz	25.0 dBm
	B28	703 - 748 MHz	25.0 dBm
	B34	2010 - 2025 MHz	24.0 dBm
	B38	2570 - 2620 MHz	24.0 dBm
	B40	2300 - 2400 MHz	24.0 dBm
	B41	2496 - 2690 MHz	24.0 dBm
	B41 HPUE	2496 - 2690 MHz	27.0 dBm
	B42	3400 - 3600 MHz	24.0 dBm
B43	3600 - 3800 MHz	24.0 dBm	
NR	n1	1920 - 1980 MHz	24.0 dBm
	n3	1710 - 1785 MHz	24.0 dBm
	n7	2500 - 2570 MHz	24.0 dBm
	n8	880 - 915 MHz	25.0 dBm
	n20	832 - 862 MHz	25.0 dBm
	n28	703 - 748 MHz	25.0 dBm
	n38	2570 - 2620 MHz	24.0 dBm
	n40	2300 - 2400 MHz	24.0 dBm
	n41	2496 - 2690 MHz	24.0 dBm
	n41 HPUE	2496 - 2690 MHz	27.0 dBm
	n77 HPUE	3300 - 4200 MHz	27.0 dBm
	n78 HPUE	3300 - 3800 MHz	27.0 dBm

UKCA RF Output table (The Radio Equipment Regulations 2017)

B2402CB/B2402CBA/P2452CB/PX460CB/BW460CB
B2402FB/B2402FBA/P2452FB/PX460FB/BW460FB

Intel AX201D2W

Function	Frequency	Maximum Output Power (EIRP)
WiFi	2412 - 2472 MHz	20 dBm
	5150 - 5350 MHz	20 dBm
	5470 - 5725 MHz	21 dBm
	5725 - 5850 MHz	13 dBm
Bluetooth	2402 - 2480 MHz	13 dBm

* Receiver category 2

Intel AX211D2W

Function	Frequency	Maximum Output Power (EIRP)
WiFi	2412 - 2472 MHz	20 dBm
	5150 - 5350 MHz	20 dBm
	5470 - 5725 MHz	21 dBm
	5725 - 5850 MHz	12 dBm
WiFi 6E	5925 - 6425 MHz	23 dBm
Bluetooth	2402 - 2480 MHz	13 dBm

* Receiver category 2

Radio Type	Description	Frequency	Maximum Output Power
WCDMA	Band I	1920 - 1980 MHz	24.5 dBm
	Band VIII	880 - 915 MHz	24.5 dBm
LTE	B1	1920 - 1980 MHz	24.0 dBm
	B3	1710 - 1785 MHz	24.0 dBm
	B7	2500 - 2570 MHz	24.0 dBm
	B8	880 - 915 MHz	25.0 dBm
	B20	832 - 862 MHz	25.0 dBm
	B28	703 - 748 MHz	25.0 dBm
	B34	2010 - 2025 MHz	24.0 dBm
	B38	2570 - 2620 MHz	24.0 dBm
	B40	2300 - 2400 MHz	24.0 dBm
	B41	2496 - 2690 MHz	24.0 dBm
	B41 HPUE	2496 - 2690 MHz	27.0 dBm
	B42	3400 - 3600 MHz	24.0 dBm
B43	3600 - 3800 MHz	24.0 dBm	
NR	n1	1920 - 1980 MHz	24.0 dBm
	n3	1710 - 1785 MHz	24.0 dBm
	n7	2500 - 2570 MHz	24.0 dBm
	n8	880 - 915 MHz	25.0 dBm
	n20	832 - 862 MHz	25.0 dBm
	n28	703 - 748 MHz	25.0 dBm
	n38	2570 - 2620 MHz	24.0 dBm
	n40	2300 - 2400 MHz	24.0 dBm
	n41	2496 - 2690 MHz	24.0 dBm
	n41 HPUE	2496 - 2690 MHz	27.0 dBm
	n77 HPUE	3300 - 4200 MHz	27.0 dBm
	n78 HPUE	3300 - 3800 MHz	27.0 dBm

B2502CB/B2502CBA/P2552CB/PX560CB/BW560CB
B2502FB/B2502FBA/P2552FB/PX560FB/BW560FB

Intel AX201D2W

Function	Frequency	Maximum Output Power (EIRP)
WiFi	2412 - 2472 MHz	20 dBm
	5150 - 5350 MHz	21 dBm
	5470 - 5725 MHz	21 dBm
	5725 - 5850 MHz	12 dBm
Bluetooth	2402 - 2480 MHz	13 dBm

* Receiver category 2

Intel AX211D2W

Function	Frequency	Maximum Output Power (EIRP)
WiFi	2412 - 2472 MHz	20 dBm
	5150 - 5350 MHz	21 dBm
	5470 - 5725 MHz	21 dBm
	5725 - 5850 MHz	12 dBm
WiFi 6E	5925 - 6425 MHz	23 dBm
Bluetooth	2402 - 2480 MHz	13 dBm

* Receiver category 2

Radio Type	Description	Frequency	Maximum Output Power
WCDMA	Band I	1920 - 1980 MHz	24.5 dBm
	Band VIII	880 - 915 MHz	24.5 dBm
LTE	B1	1920 - 1980 MHz	24.0 dBm
	B3	1710 - 1785 MHz	24.0 dBm
	B7	2500 - 2570 MHz	24.0 dBm
	B8	880 - 915 MHz	25.0 dBm
	B20	832 - 862 MHz	25.0 dBm
	B28	703 - 748 MHz	25.0 dBm
	B34	2010 - 2025 MHz	24.0 dBm
	B38	2570 - 2620 MHz	24.0 dBm
	B40	2300 - 2400 MHz	24.0 dBm
	B41	2496 - 2690 MHz	24.0 dBm
	B41 HPUE	2496 - 2690 MHz	27.0 dBm
	B42	3400 - 3600 MHz	24.0 dBm
B43	3600 - 3800 MHz	24.0 dBm	
NR	n1	1920 - 1980 MHz	24.0 dBm
	n3	1710 - 1785 MHz	24.0 dBm
	n7	2500 - 2570 MHz	24.0 dBm
	n8	880 - 915 MHz	25.0 dBm
	n20	832 - 862 MHz	25.0 dBm
	n28	703 - 748 MHz	25.0 dBm
	n38	2570 - 2620 MHz	24.0 dBm
	n40	2300 - 2400 MHz	24.0 dBm
	n41	2496 - 2690 MHz	24.0 dBm
	n41 HPUE	2496 - 2690 MHz	27.0 dBm
	n77 HPUE	3300 - 4200 MHz	27.0 dBm
	n78 HPUE	3300 - 3800 MHz	27.0 dBm



