

Appendix B – System Check Plots

Test Date : 2024-02-27 | Ambient Temp : 22.5 °C | Tissue Temp : 22.3 °C

System Performance Check

System Performance Check at 750 MHz

Verification Source Properties

Manufacturer	Model No.	Serial No.	Input Power [dBm]
SPEAG	D750	1222	17.0

Exposure Conditions

Phantom Section	Group	Frequency [MHz]	Conversion Factor	TSL Conductivity [S/m]	TSL Permittivity
Flat	CW	750.000	10.63	0.91	43.6

Hardware Setup

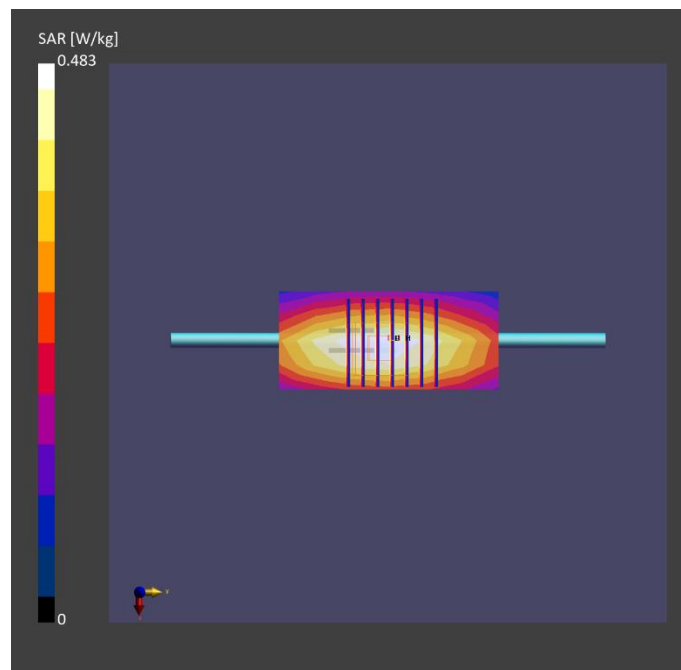
Phantom	Tissue Simulating Liquid	Probe Calibration Date	DAE Calibration Date
ELI V8.0 (20deg probe tilt) - 2179	HBBL-600-10000	EX3DV4 - SN7650 / 2023-05-22	DAE4 Sn1741 / 2023-08-23

Scan Setup

	Area Scan	Zoom Scan
Grid Extents [mm]	40.0 x 90.0	32.0 x 32.0 x 30.0
Grid Steps [mm]	10.0 x 15.0	6.0 x 6.0 x 1.5
Sensor Surface [mm]	3.0	1.4
Graded Grid	N/A	Yes
Grading Ratio	N/A	1.5

Measurement Results

	Area Scan	Zoom Scan
psSAR-1g [W/kg]	0.429	0.431
psSAR-10g [W/kg]	0.289	0.288
Power Drift [dB]		0.06
TSL Correction	Positive only	Positive only



Test Date : 2024-02-29 | Ambient Temp : 22.4 °C | Tissue Temp : 22.1 °C

System Performance Check

System Performance Check at 750 MHz

Verification Source Properties

Manufacturer	Model No.	Serial No.	Input Power [dBm]
SPEAG	D750	1222	17.0

Exposure Conditions

Phantom Section	Group	Frequency [MHz]	Conversion Factor	TSL Conductivity [S/m]	TSL Permittivity
Flat	CW	750.000	10.63	0.867	42.5

Hardware Setup

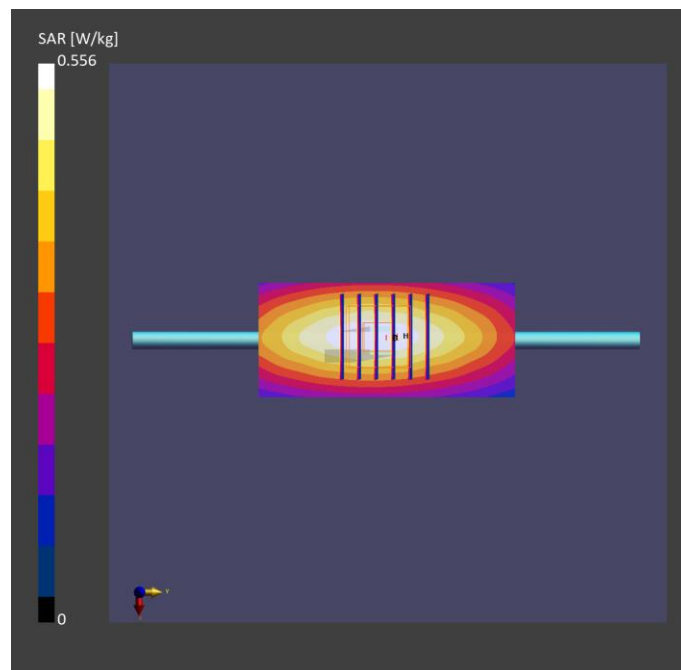
Phantom	Tissue Simulating Liquid	Probe Calibration Date	DAE Calibration Date
ELI V8.0 (20deg probe tilt) - 2179	HBBL-600-10000	EX3DV4 - SN7650 / 2023-05-22	DAE4 Sn1741 / 2023-08-23

Scan Setup

	Area Scan	Zoom Scan
Grid Extents [mm]	40.0 x 90.0	32.0 x 32.0 x 30.0
Grid Steps [mm]	10.0 x 15.0	6.0 x 6.0 x 1.5
Sensor Surface [mm]	3.0	1.4
Graded Grid	N/A	Yes
Grading Ratio	N/A	1.5

Measurement Results

	Area Scan	Zoom Scan
psSAR-1g [W/kg]	0.429	0.435
psSAR-10g [W/kg]	0.289	0.287
Power Drift [dB]		0.06
TSL Correction	Positive only	Positive only



Test Date : 2024-02-24 | Ambient Temp : 22.4 °C | Tissue Temp : 22.2 °C

System Performance Check

System Performance Check at 835 MHz

Verification Source Properties

Manufacturer	Model No.	Serial No.	Input Power [dBm]
SPEAG	D835	4d291	17.0

Exposure Conditions

Phantom Section	Group	Frequency [MHz]	Conversion Factor	TSL Conductivity [S/m]	TSL Permittivity
Flat	CW	835.000	10.38	0.914	44.2

Hardware Setup

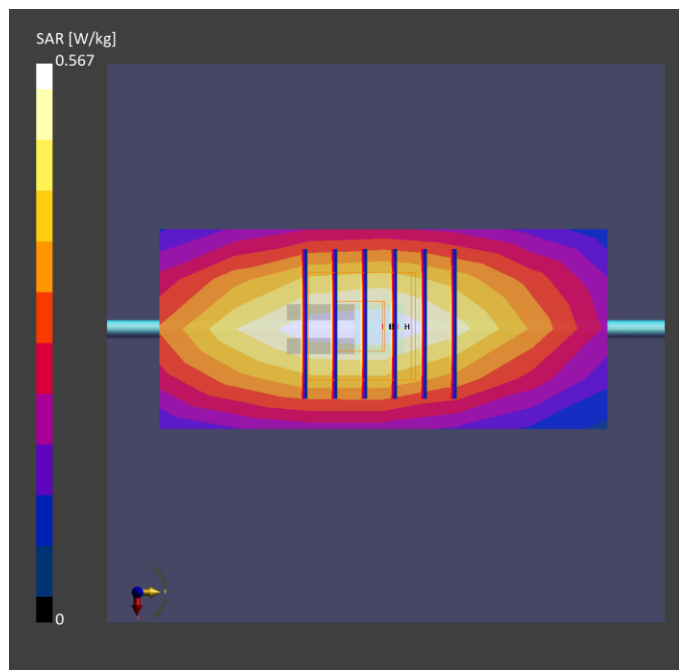
Phantom	Tissue Simulating Liquid	Probe Calibration Date	DAE Calibration Date
ELI V8.0 (20deg probe tilt) - 2179	HBBL-600-10000	EX3DV4 - SN7650 / 2023-05-22	DAE4 Sn1741 / 2023-08-23

Scan Setup

	Area Scan	Zoom Scan
Grid Extents [mm]	40.0 x 90.0	30.0 x 30.0 x 30.0
Grid Steps [mm]	10.0 x 15.0	6.0 x 6.0 x 1.5
Sensor Surface [mm]	3.0	1.4
Graded Grid	N/A	Yes
Grading Ratio	N/A	1.5

Measurement Results

	Area Scan	Zoom Scan
psSAR-1g [W/kg]	0.494	0.491
psSAR-10g [W/kg]	0.326	0.325
Power Drift [dB]		0.01
TSL Correction	Positive only	Positive only



Test Date : 2024-02-23 | Ambient Temp : 22.8 °C | Tissue Temp : 22.2 °C

System Performance Check

System Performance Check at 1800 MHz

Verification Source Properties

Manufacturer	Model No.	Serial No.	Input Power [dBm]
SPEAG	D1800	2d167	17.0

Exposure Conditions

Phantom Section	Group	Frequency [MHz]	Conversion Factor	TSL Conductivity [S/m]	TSL Permittivity
Flat	CW	1800.000	8.96	1.36	41.1

Hardware Setup

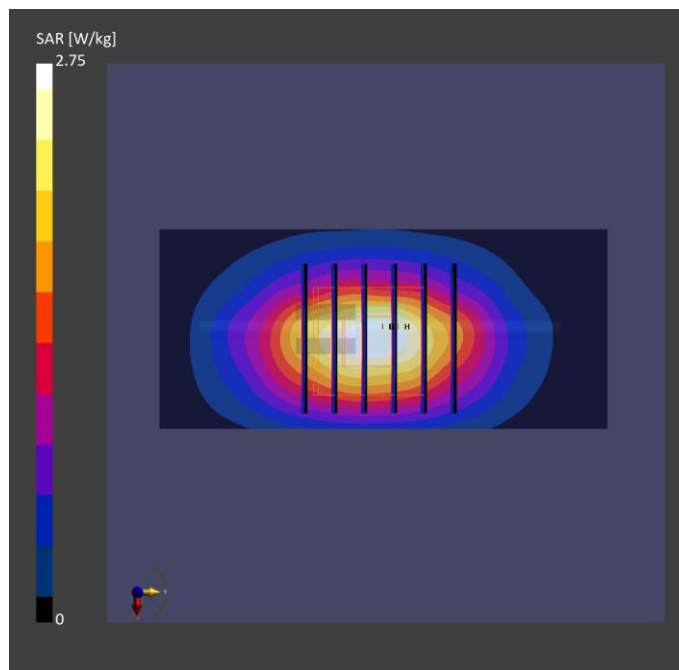
Phantom	Tissue Simulating Liquid	Probe Calibration Date	DAE Calibration Date
ELI V8.0 (20deg probe tilt) - 2179	HBBL-600-10000	EX3DV4 - SN7650 / 2023-05-22	DAE4 Sn1741 / 2023-08-23

Scan Setup

	Area Scan	Zoom Scan
Grid Extents [mm]	40.0 x 90.0	30.0 x 30.0 x 30.0
Grid Steps [mm]	10.0 x 15.0	6.0 x 6.0 x 1.5
Sensor Surface [mm]	3.0	1.4
Graded Grid	N/A	Yes
Grading Ratio	N/A	1.5

Measurement Results

	Area Scan	Zoom Scan
psSAR-1g [W/kg]	1.85	1.87
psSAR-10g [W/kg]	0.990	0.981
Power Drift [dB]		0.02
TSL Correction	Positive only	Positive only



Test Date : 2024-02-28 | Ambient Temp : 22.8 °C | Tissue Temp : 22.2 °C

System Performance Check

System Performance Check at 1900 MHz

Verification Source Properties

Manufacturer	Model No.	Serial No.	Input Power [dBm]
SPEAG	D1900	5d111	17.0

Exposure Conditions

Phantom Section	Group	Frequency [MHz]	Conversion Factor	TSL Conductivity [S/m]	TSL Permittivity
Flat	CW	1900.000	8.64	1.4	41.7

Hardware Setup

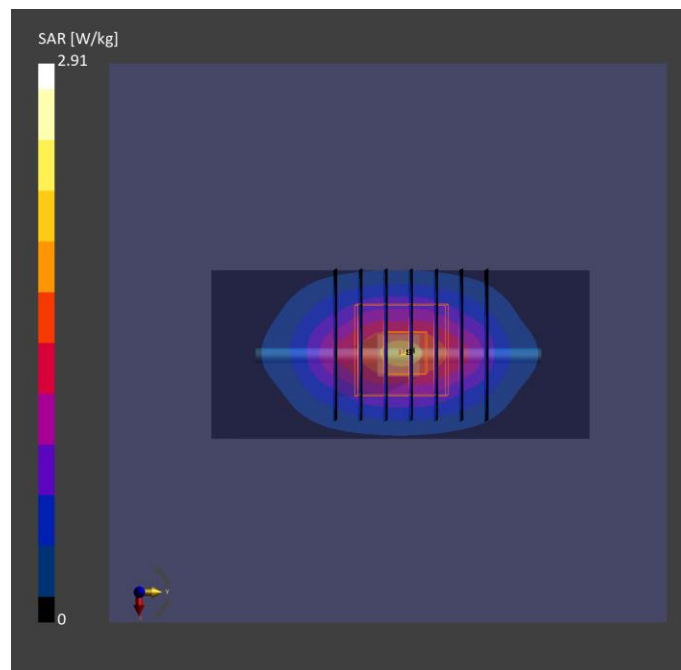
Phantom	Tissue Simulating Liquid	Probe Calibration Date	DAE Calibration Date
ELI V8.0 (20deg probe tilt) - 2179	HBBL-600-10000	EX3DV4 - SN7650 / 2023-05-22	DAE4 Sn1741 / 2023-08-23

Scan Setup

	Area Scan	Zoom Scan
Grid Extents [mm]	40.0 x 90.0	32.0 x 32.0 x 30.0
Grid Steps [mm]	10.0 x 15.0	6.0 x 6.0 x 1.5
Sensor Surface [mm]	3.0	1.4
Graded Grid	N/A	Yes
Grading Ratio	N/A	1.5

Measurement Results

	Area Scan	Zoom Scan
psSAR-1g [W/kg]	1.83	1.86
psSAR-10g [W/kg]	0.948	0.970
Power Drift [dB]		0.01
TSL Correction	Positive only	Positive only



Test Date : 2024-02-26 | Ambient Temp : 22.7 °C | Tissue Temp : 22.4 °C

System Performance Check

System Performance Check at 2300 MHz

Verification Source Properties

Manufacturer	Model No.	Serial No.	Input Power [dBm]
SPEAG	D2300	1005	17.0

Exposure Conditions

Phantom Section	Group	Frequency [MHz]	Conversion Factor	TSL Conductivity [S/m]	TSL Permittivity
Flat	CW	2300.000	8.48	1.72	40.7

Hardware Setup

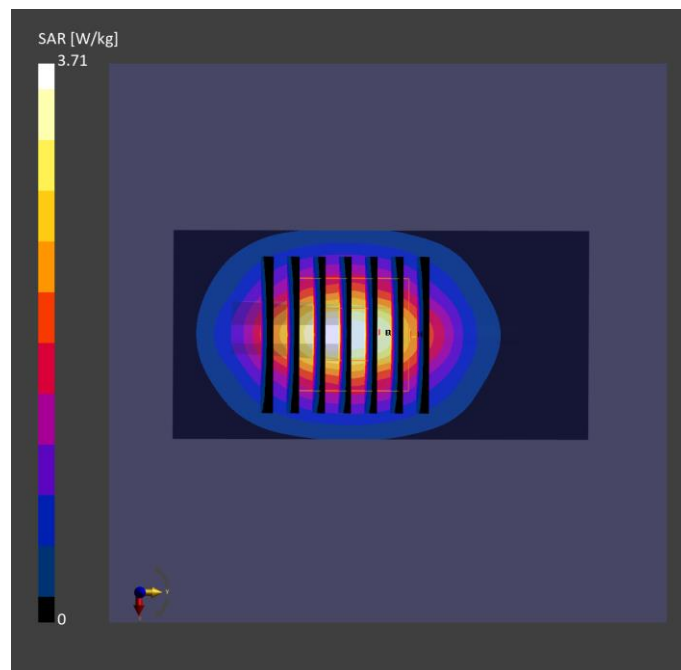
Phantom	Tissue Simulating Liquid	Probe Calibration Date	DAE Calibration Date
ELI V8.0 (20deg probe tilt) - 2179	HBBL-600-10000	EX3DV4 - SN7650 / 2023-05-22	DAE4 Sn1741 / 2023-08-23

Scan Setup

	Area Scan	Zoom Scan
Grid Extents [mm]	40.0 x 80.0	30.0 x 30.0 x 30.0
Grid Steps [mm]	10.0 x 10.0	5.0 x 5.0 x 1.5
Sensor Surface [mm]	3.0	1.4
Graded Grid	N/A	Yes
Grading Ratio	N/A	1.5

Measurement Results

	Area Scan	Zoom Scan
psSAR-1g [W/kg]	2.35	2.31
psSAR-10g [W/kg]	1.11	1.10
Power Drift [dB]		0.00
TSL Correction	Positive only	Positive only



Test Date : 2024-03-01 | Ambient Temp : 22.9 °C | Tissue Temp : 22.3 °C

System Performance Check

System Performance Check at 2450 MHz

Verification Source Properties

Manufacturer	Model No.	Serial No.	Input Power [dBm]
SPEAG	D2450	1087	17.0

Exposure Conditions

Phantom Section	Group	Frequency [MHz]	Conversion Factor	TSL Conductivity [S/m]	TSL Permittivity
Flat	CW	2450.000	8.20	1.75	39.7

Hardware Setup

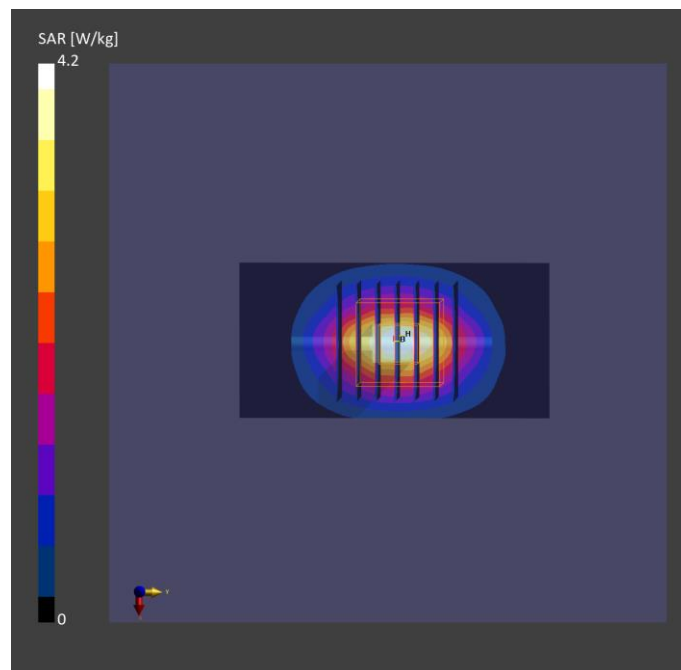
Phantom	Tissue Simulating Liquid	Probe Calibration Date	DAE Calibration Date
ELI V8.0 (20deg probe tilt) - 2179	HBBL-600-10000	EX3DV4 - SN7650 / 2023-05-22	DAE4 Sn1741 / 2023-08-23

Scan Setup

	Area Scan	Zoom Scan
Grid Extents [mm]	40.0 x 80.0	30.0 x 30.0 x 30.0
Grid Steps [mm]	10.0 x 10.0	5.0 x 5.0 x 1.5
Sensor Surface [mm]	3.0	1.4
Graded Grid	N/A	Yes
Grading Ratio	N/A	1.5

Measurement Results

	Area Scan	Zoom Scan
psSAR-1g [W/kg]	2.53	2.54
psSAR-10g [W/kg]	1.17	1.19
Power Drift [dB]		0.02
TSL Correction	Positive only	Positive only



Test Date : 2024-02-25 | Ambient Temp : 22.6 °C | Tissue Temp : 22.3 °C

System Performance Check

System Performance Check at 2600 MHz

Verification Source Properties

Manufacturer	Model No.	Serial No.	Input Power [dBm]
SPEAG	D2600	1197	17.0

Exposure Conditions

Phantom Section	Group	Frequency [MHz]	Conversion Factor	TSL Conductivity [S/m]	TSL Permittivity
Flat	CW	2600.000	8.04	1.91	39.4

Hardware Setup

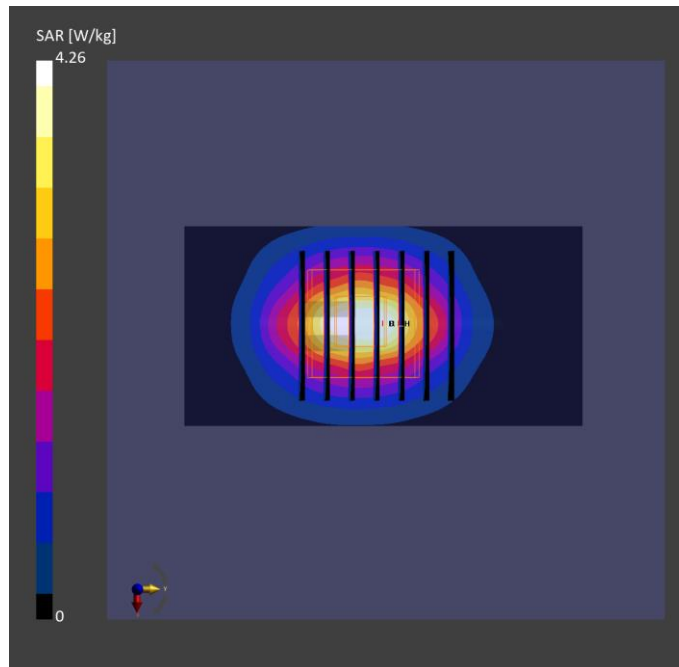
Phantom	Tissue Simulating Liquid	Probe Calibration Date	DAE Calibration Date
ELI V8.0 (20deg probe tilt) - 2179	HBBL-600-10000	EX3DV4 - SN7650 / 2023-05-22	DAE4 Sn1741 / 2023-08-23

Scan Setup

	Area Scan	Zoom Scan
Grid Extents [mm]	40.0 x 80.0	30.0 x 30.0 x 30.0
Grid Steps [mm]	10.0 x 10.0	5.0 x 5.0 x 1.5
Sensor Surface [mm]	3.0	1.4
Graded Grid	N/A	Yes
Grading Ratio	N/A	1.5

Measurement Results

	Area Scan	Zoom Scan
psSAR-1g [W/kg]	2.58	2.58
psSAR-10g [W/kg]	1.15	1.18
Power Drift [dB]		0.02
TSL Correction	Positive only	Positive only



Test Date : 2024-02-26 | Ambient Temp : 22.7 °C | Tissue Temp : 22.4 °C

System Performance Check

System Performance Check at 3500 MHz

Verification Source Properties

Manufacturer	Model No.	Serial No.	Input Power [dBm]
SPEAG	D3500	1013	17.0

Exposure Conditions

Phantom Section	Group	Frequency [MHz]	Conversion Factor	TSL Conductivity [S/m]	TSL Permittivity
Flat	CW	3500.000	6.87	2.74	39.6

Hardware Setup

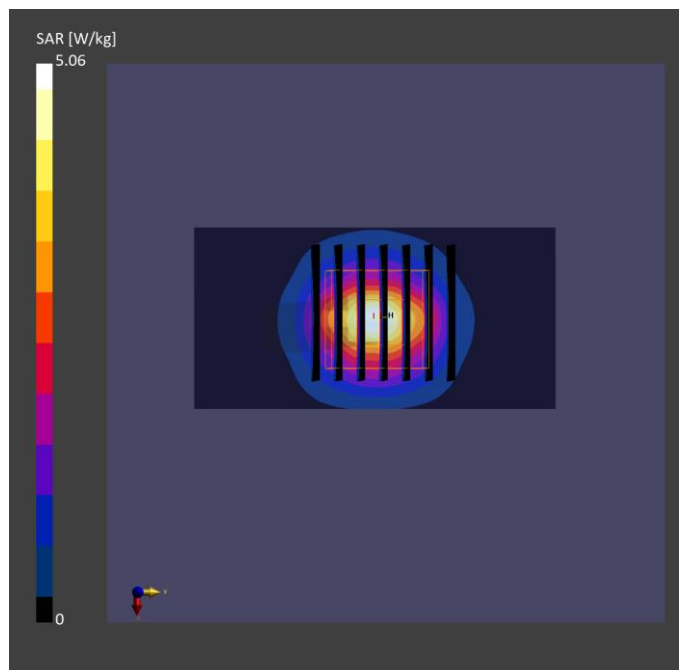
Phantom	Tissue Simulating Liquid	Probe Calibration Date	DAE Calibration Date
ELI V8.0 (20deg probe tilt) - 2176	HBBL-600-10000	EX3DV4 - SN7737 / 2023-06-05	DAE4 Sn1743 / 2023-08-17

Scan Setup

	Area Scan	Zoom Scan
Grid Extents [mm]	40.0 x 80.0	28.0 x 28.0 x 28.0
Grid Steps [mm]	10.0 x 10.0	5.0 x 5.0 x 1.4
Sensor Surface [mm]	3.0	1.4
Graded Grid	N/A	Yes
Grading Ratio	N/A	1.5

Measurement Results

	Area Scan	Zoom Scan
psSAR-1g [W/kg]	2.79	2.98
psSAR-10g [W/kg]	1.04	1.13
Power Drift [dB]		0.01
TSL Correction	Positive only	Positive only



Test Date : 2024-02-26 | Ambient Temp : 22.7 °C | Tissue Temp : 22.4 °C

System Performance Check

System Performance Check at 3700 MHz

Verification Source Properties

Manufacturer	Model No.	Serial No.	Input Power [dBm]
SPEAG	D3700	1034	17.0

Exposure Conditions

Phantom Section	Group	Frequency [MHz]	Conversion Factor	TSL Conductivity [S/m]	TSL Permittivity
Flat	CW	3700.000	6.80	2.92	39.3

Hardware Setup

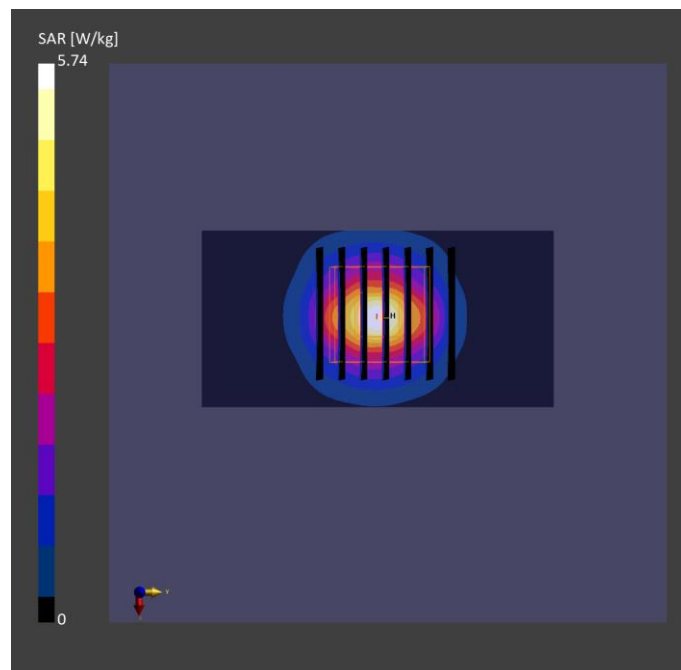
Phantom	Tissue Simulating Liquid	Probe Calibration Date	DAE Calibration Date
ELI V8.0 (20deg probe tilt) - 2176	HBBL-600-10000	EX3DV4 - SN7737 / 2023-06-05	DAE4 Sn1743 / 2023-08-17

Scan Setup

	Area Scan	Zoom Scan
Grid Extents [mm]	40.0 x 80.0	28.0 x 28.0 x 28.0
Grid Steps [mm]	10.0 x 10.0	5.0 x 5.0 x 1.4
Sensor Surface [mm]	3.0	1.4
Graded Grid	N/A	Yes
Grading Ratio	N/A	1.5

Measurement Results

	Area Scan	Zoom Scan
psSAR-1g [W/kg]	2.97	3.03
psSAR-10g [W/kg]	1.09	1.12
Power Drift [dB]		0.03
TSL Correction	Positive only	Positive only



Test Date : 2024-03-02 | Ambient Temp : 22.3 °C | Tissue Temp : 21.9 °C

System Performance Check

System Performance Check at 5250 MHz

Verification Source Properties

Manufacturer	Model No.	Serial No.	Input Power [dBm]
SPEAG	D5GHz	1358	17.0

Exposure Conditions

Phantom Section	Group	Frequency [MHz]	Conversion Factor	TSL Conductivity [S/m]	TSL Permittivity
Flat	CW	5250.000	5.91	4.51	36.1

Hardware Setup

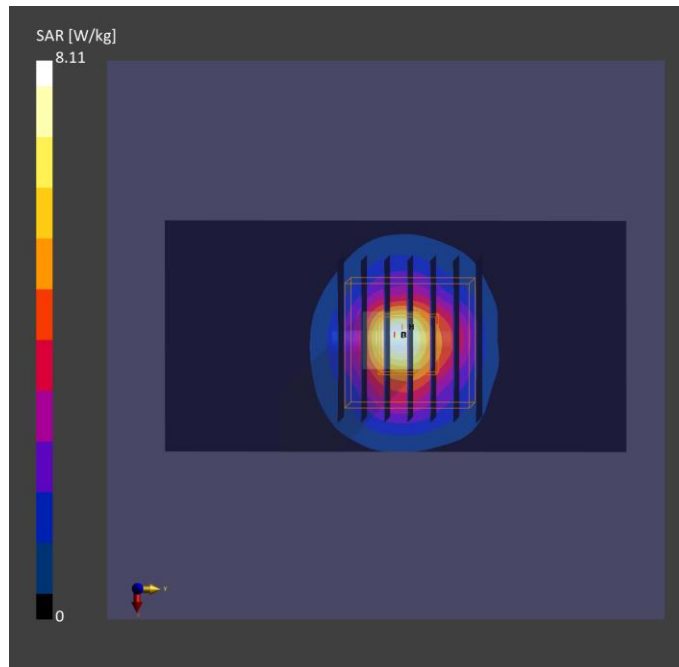
Phantom	Tissue Simulating Liquid	Probe Calibration Date	DAE Calibration Date
ELI V8.0 (20deg probe tilt) - 2179	HBBL-600-10000	EX3DV4 - SN7650 / 2023-05-22	DAE4 Sn1741 / 2023-08-23

Scan Setup

	Area Scan	Zoom Scan
Grid Extents [mm]	40.0 x 80.0	22.0 x 22.0 x 22.0
Grid Steps [mm]	10.0 x 10.0	4.0 x 4.0 x 1.4
Sensor Surface [mm]	3.0	1.4
Graded Grid	N/A	Yes
Grading Ratio	N/A	1.4

Measurement Results

	Area Scan	Zoom Scan
psSAR-1g [W/kg]	3.49	3.61
psSAR-10g [W/kg]	0.998	1.05
Power Drift [dB]		0.02
TSL Correction	Positive only	Positive only



Test Date : 2024-03-03 | Ambient Temp : 22.2 °C | Tissue Temp : 21.7 °C

System Performance Check

System Performance Check at 5600 MHz

Verification Source Properties

Manufacturer	Model No.	Serial No.	Input Power [dBm]
SPEAG	D5GHz	1358	17.0

Exposure Conditions

Phantom Section	Group	Frequency [MHz]	Conversion Factor	TSL Conductivity [S/m]	TSL Permittivity
Flat	CW	5600.000	5.25	4.92	37.3

Hardware Setup

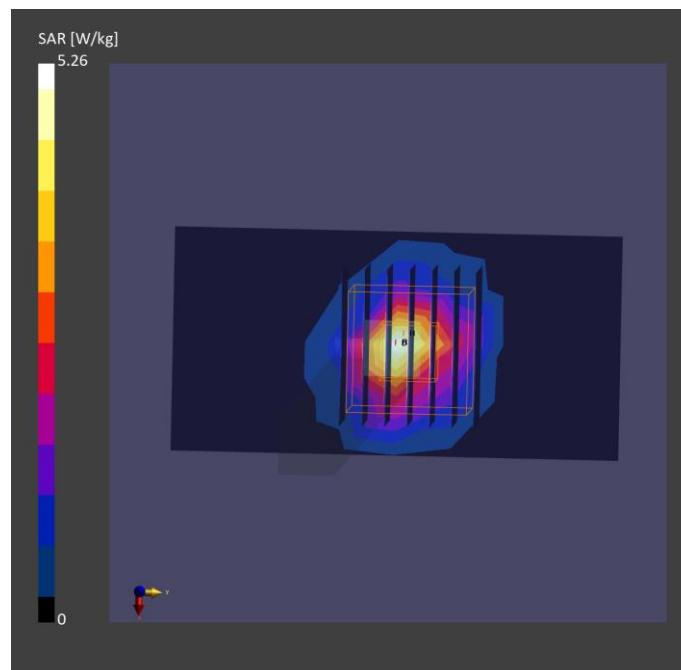
Phantom	Tissue Simulating Liquid	Probe Calibration Date	DAE Calibration Date
ELI V8.0 (20deg probe tilt) - 2179	HBBL-600-10000	EX3DV4 - SN7650 / 2023-05-22	DAE4 Sn1741 / 2023-08-23

Scan Setup

	Area Scan	Zoom Scan
Grid Extents [mm]	40.0 x 80.0	22.0 x 22.0 x 22.0
Grid Steps [mm]	10.0 x 10.0	4.0 x 4.0 x 1.4
Sensor Surface [mm]	3.0	1.4
Graded Grid	N/A	Yes
Grading Ratio	N/A	1.4

Measurement Results

	Area Scan	Zoom Scan
psSAR-1g [W/kg]	3.68	3.74
psSAR-10g [W/kg]	1.03	1.11
Power Drift [dB]		0.02
TSL Correction	Positive only	Positive only



Test Date : 2024-03-04 | Ambient Temp : 22.2 °C | Tissue Temp : 21.8 °C

System Performance Check

System Performance Check at 5800 MHz

Verification Source Properties

Manufacturer	Model No.	Serial No.	Input Power [dBm]
SPEAG	D5GHz	1358	17.0

Exposure Conditions

Phantom Section	Group	Frequency [MHz]	Conversion Factor	TSL Conductivity [S/m]	TSL Permittivity
Flat	CW	5800.000	5.28	4.86	37.7

Hardware Setup


Phantom	Tissue Simulating Liquid	Probe Calibration Date	DAE Calibration Date
ELI V8.0 (20deg probe tilt) - 2179	HBBL-600-10000	EX3DV4 - SN7650 / 2023-05-22	DAE4 Sn1741 / 2023-08-23

Scan Setup

	Area Scan	Zoom Scan
Grid Extents [mm]	40.0 x 80.0	22.0 x 22.0 x 22.0
Grid Steps [mm]	10.0 x 10.0	4.0 x 4.0 x 1.4
Sensor Surface [mm]	3.0	1.4
Graded Grid	N/A	Yes
Grading Ratio	N/A	1.4

Measurement Results

	Area Scan	Zoom Scan
psSAR-1g [W/kg]	3.58	3.75
psSAR-10g [W/kg]	1.01	1.09
Power Drift [dB]		0.03
TSL Correction	Positive only	Positive only



Test Date : 2024-03-05 | Ambient Temp : 22.6 °C | Tissue Temp : 22.1 °C

System Performance Check

System Performance Check at 6500 MHz

Verification Source Properties

Manufacturer	Model No.	Serial No.	Input Power [dBm]
SPEAG	D6.5GHz	1081	20.0

Exposure Conditions

Phantom Section	Group	Frequency [MHz]	Conversion Factor	TSL Conductivity [S/m]	TSL Permittivity
Flat	CW	6500.000	5.40	5.92	35.9

Hardware Setup

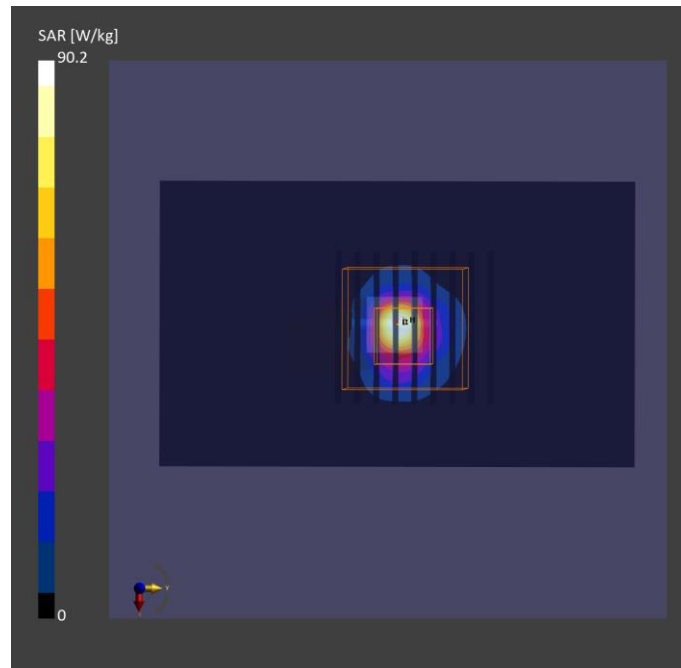
Phantom	Tissue Simulating Liquid	Probe Calibration Date	DAE Calibration Date
ELI V8.0 (20deg probe tilt) - 2179	HBBL-600-10000	EX3DV4 - SN7650 / 2023-05-22	DAE4 Sn1741 / 2023-08-23

Scan Setup

	Area Scan	Zoom Scan
Grid Extents [mm]	51.0 x 85.0	22.0 x 22.0 x 22.0
Grid Steps [mm]	8.5 x 8.5	3.4 x 3.4 x 1.4
Sensor Surface [mm]	3.0	1.4
Graded Grid	N/A	Yes
Grading Ratio	N/A	1.4

Measurement Results

	Area Scan	Zoom Scan
psSAR-1g [W/kg]	23.2	26.3
psSAR-8g [W/kg]	5.54	5.95
psSAR-10g [W/kg]	4.59	4.89
psAPD (1.0 cm ² , sq) [W/m ²]		261
psAPD (4.0 cm ² , sq) [W/m ²]		119
Power Drift [dB]		0.01
TSL Correction	Positive only	Positive only



Test Date : 2024-03-08 | Ambient Temp : 22.2 °C

System Performance Check

System Performance Check at 10GHz

Verification Source Properties

Manufacturer	Model No.	Serial No.
SPEAG	10GHz	1060

Exposure Conditions

Phantom Section	Group	Frequency [MHz]	Conversion Factor
5G	CW	10000.0	1.0

Hardware Setup

Phantom	Medium	Probe Calibration Date	DAE Calibration Date
mmWave - 1102	Air	EUmmWV4 – SN9403_F1-55GHz 2023-12-05	DAE4 Sn1741 2023-08-23

Scan Setup

	5G Scan
Grid Extents [mm]	60.0 x 60.0
Grid Steps [mm]	0.125 x 0.125
Sensor Surface [mm]	2.0

Measurement Results

	5G Scan
Avg. Area [cm ²]	4.00
psPD n+ [W/m ²]	55.3
psPD tot+ [W/m ²]	52.7
psPD mod+ [W/m ²]	53.2
E max [V/m]	150
Power Drift [dB]	0.11

