

Eee PC


(ID: MSQE9GE112)

Test Photograph of CE&RE


Description: Front View of Conducted Emission Test Setup




Description: Back View of Conducted Emission Test Setup




Description : Front View of Radiated Emission Test Setup for Below 1GHz




Description : Back View of Radiated Emission Test Setup for Below 1GHz



Description : Front View of Radiated Emission Test Setup for 1~18GHz




Description : Back View of Radiated Emission Test Setup for 1~18GHz



Description : Front View of Radiated Emission Test Setup for Above 18GHz



Description : Back View of Radiated Emission Test Setup for Above 18GHz




SAR Test Setup

Appendix C. Test Setup Photographs & EUT Photographs

Test Setup Photographs

EUT Bottom



Note: The positions used in the measurements were according to IEEE 1528-2003.