

Eee PC

(ID: MSQE15NE762)

Test Photograph of CE&RE

Test Mode: Transmitting

Description: Front View of Conducted Emission Test Setup



Test Mode: Transmitting

Description: Back View of Conducted Emission Test Setup




Test Mode : Transmitting

Description : Front View of Radiated Emission Test Setup for Below 1GHz




Test Mode : Transmitting

Description : Back View of Radiated Emission Test Setup for Below 1GHz




Test Mode : Transmitting

Description : Front View of Radiated Emission Test Setup for 1~18GHz




Test Mode : Transmitting

Description : Back View of Radiated Emission Test Setup for 1~18GHz



Test Mode : Transmitting

Description : Front View of Radiated Emission Test Setup for Above 18GHz



Test Mode : Transmitting

Description : Back View of Radiated Emission Test Setup for Above 18GHz



Appendix C. Test Setup Photographs & EUT Photographs

Test Setup Photographs

EUT Bottom



Note: The positions used in the measurements were according to IEEE 1528-2003.