

**Eee PC**

**(FCC ID: MSQE15NB047H)**

**Test Photograph of CE&RE**


Test Mode: Transmitting

Description: Front View of Conducted Emission Test Setup




Test Mode: Transmitting

Description: Back View of Conducted Emission Test Setup




Test Mode : Transmitting

Description : Front View of Radiated Emission Test Setup for Below 1GHz



Test Mode : Transmitting

Description : Back View of Radiated Emission Test Setup for Below 1GHz



Test Mode : Transmitting


Description : Front View of Radiated Emission Test Setup for 1~18GHz





Test Mode : Transmitting

Description : Back View of Radiated Emission Test Setup for 1~18GHz




Test Mode : Transmitting

Description : Front View of Radiated Emission Test Setup for Above 18GHz



Test Mode : Transmitting


Description : Back View of Radiated Emission Test Setup for Above 18GHz



## SAR Test Setup

## Test Setup Photographs





### **Depth of the liquid in the phantom – Zoom in**

Note: The position used in the measurements were according to IEEE 1528 - 2003

