

Eee PC


(M/N:Eee PC 1005HA&HV)

Test Photograph of CE&RE


Description: Front View of Conducted Emission Test Setup




Description: Back View of Conducted Emission Test Setup



Description: Radiated Emission Test Setup for Below 1GHz



Description: Radiated Emission Test Setup for Above 1GHz



Test Photograph of SAR

Appendix C. Test Setup Photographs & EUT Photographs Test Setup Photographs

EUT Bottom



Note: The positions used in the measurements were according to IEEE 1528-2003.