



**Eee PC**

**(M/N:Eee PC 1005HAG/Eee PC 1005HAGB)**


Description: ERP Test Setup




Description: Substitution Antenna for ERP Test




Description: EIRP Test Setup




Description: Substitution Antenna for EIRP Test




Description: Radiated Spurious Emission Test Setup for Below 1 GHz




Description: Substitution Antenna Test Setup for Below 1 GHz



Description: Radiated Spurious Emission Test Setup for Above 1 GHz



Description: Substitution Antenna Test Setup for Above 1 GHz



Description: Front View of Conducted Emission Test Setup



Description: Back View of Conducted Emission Test Setup



Description: Radiated Emission Test Setup for Below 1GHz



Description: Radiated Emission Test Setup for Above 1GHz



**SAR Test setup Photo**

**Bottom**



Note: The positions used in the measurements were according to IEEE 1528-2003.