

Appendix B - System Performance Check Plots

Test Date : 2023-10-02 | Ambient Temp : 22.5 °C | Tissue Temp : 21.5 °C

System Performance Check

System Performance Check_H2450

Verification Source Properties

Manufacturer	Model No.	Serial No.	Input Power [dBm]
SPEAG	D2450V2	1087	17.0

Exposure Conditions

Phantom Section	Group	Frequency [MHz]	Conversion Factor	TSL Conductivity [S/m]	TSL Permittivity
Flat	CW	2450.000	8.2	1.83	40.7

Hardware Setup

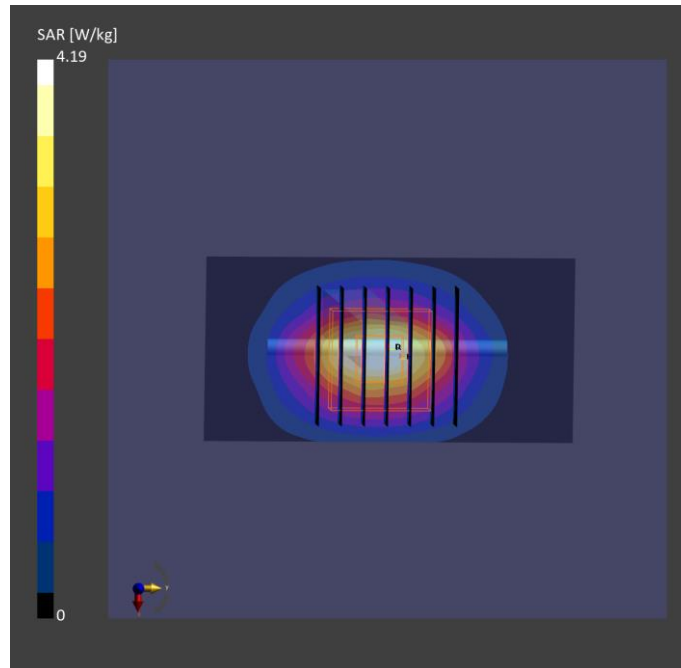
Phantom	Tissue Simulating Liquid	Probe Calibration Date	DAE Calibration Date
ELI V8.0 (20deg probe tilt) - 2180	HBBL-600-10000	EX3DV4 - SN7650 / 2023-05-22	DAE4 Sn1741 / 2023-08-23

Scan Setup

	Area Scan	Zoom Scan
Grid Extents [mm]	40.0 x 80.0	30.0 x 30.0 x 30.0
Grid Steps [mm]	10.0 x 10.0	5.0 x 5.0 x 1.5
Sensor Surface [mm]	3.0	1.4
Graded Grid	N/A	Yes
Grading Ratio	N/A	1.5

Measurement Results

	Area Scan	Zoom Scan
psSAR-1g [W/kg]	2.43	2.44
psSAR-10g [W/kg]	1.13	1.13
Power Drift [dB]		0.03
TSL Correction	Positive only	Positive only



Test Date : 2023-10-04 | Ambient Temp : 22.5 °C | Tissue Temp : 21.9 °C

System Performance Check

System Performance Check_H2450

Verification Source Properties

Manufacturer	Model No.	Serial No.	Input Power [dBm]
SPEAG	D2450V2	1087	17.0

Exposure Conditions

Phantom Section	Group	Frequency [MHz]	Conversion Factor	TSL Conductivity [S/m]	TSL Permittivity
Flat	CW	2450.000	8.2	1.83	40.7

Hardware Setup

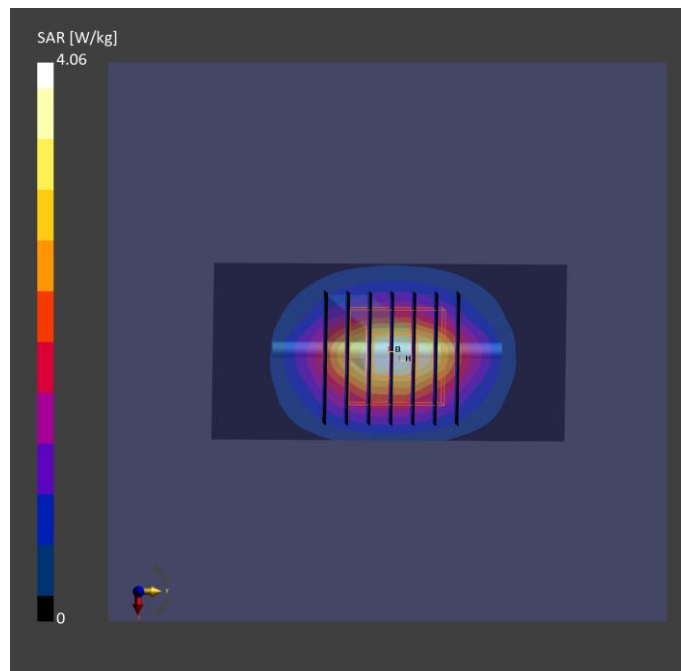
Phantom	Tissue Simulating Liquid	Probe Calibration Date	DAE Calibration Date
ELI V8.0 (20deg probe tilt) - 2180	HBBL-600-10000	EX3DV4 - SN7650 / 2023-05-22	DAE4 Sn1741 / 2023-08-23

Scan Setup

	Area Scan	Zoom Scan
Grid Extents [mm]	40.0 x 80.0	30.0 x 30.0 x 30.0
Grid Steps [mm]	10.0 x 10.0	5.0 x 5.0 x 1.5
Sensor Surface [mm]	3.0	1.4
Graded Grid	N/A	Yes
Grading Ratio	N/A	1.5

Measurement Results

	Area Scan	Zoom Scan
psSAR-1g [W/kg]	2.38	2.38
psSAR-10g [W/kg]	1.11	1.11
Power Drift [dB]		0.01
TSL Correction	Positive only	Positive only



Test Date : 2023-10-02 | Ambient Temp : 22.6 °C | Tissue Temp : 21.5 °C

System Performance Check

System Performance Check_H5250

Verification Source Properties

Manufacturer	Model No.	Serial No.	Input Power [dBm]
SPEAG	D5GHzV2	1358	17.0

Exposure Conditions

Phantom Section	Group	Frequency [MHz]	Conversion Factor	TSL Conductivity [S/m]	TSL Permittivity
Flat	CW	5250.000	5.91	4.82	38.6

Hardware Setup

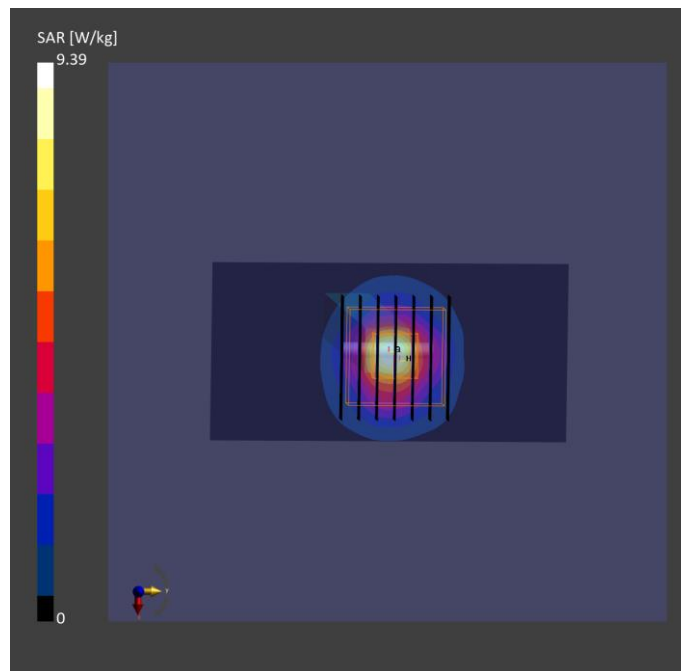
Phantom	Tissue Simulating Liquid	Probe Calibration Date	DAE Calibration Date
ELI V8.0 (20deg probe tilt) - 2180	HBBL-600-10000	EX3DV4 - SN7650 / 2023-05-22	DAE4 Sn1741 / 2023-08-23

Scan Setup

	Area Scan	Zoom Scan
Grid Extents [mm]	40.0 x 80.0	22.0 x 22.0 x 22.0
Grid Steps [mm]	10.0 x 10.0	4.0 x 4.0 x 1.4
Sensor Surface [mm]	3.0	1.4
Graded Grid	N/A	Yes
Grading Ratio	N/A	1.4

Measurement Results

	Area Scan	Zoom Scan
psSAR-1g [W/kg]	3.58	3.81
psSAR-10g [W/kg]	1.04	1.10
Power Drift [dB]		0.05
TSL Correction	Positive only	Positive only



Test Date : 2023-10-03 | Ambient Temp : 22.3 °C | Tissue Temp : 21.4 °C

System Performance Check

System Performance Check_H5250

Verification Source Properties

Manufacturer	Model No.	Serial No.	Input Power [dBm]
SPEAG	D5GHzV2	1358	17.0

Exposure Conditions

Phantom Section	Group	Frequency [MHz]	Conversion Factor	TSL Conductivity [S/m]	TSL Permittivity
Flat	CW	5250.000	5.91	4.82	38.6

Hardware Setup

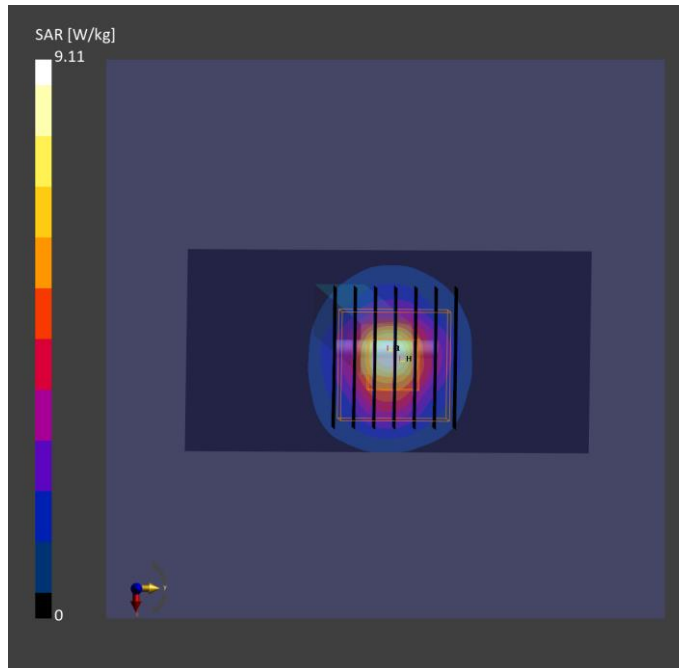
Phantom	Tissue Simulating Liquid	Probe Calibration Date	DAE Calibration Date
ELI V8.0 (20deg probe tilt) - 2180	HBBL-600-10000	EX3DV4 - SN7650 / 2023-05-22	DAE4 Sn1741 / 2023-08-23

Scan Setup

	Area Scan	Zoom Scan
Grid Extents [mm]	40.0 x 80.0	22.0 x 22.0 x 22.0
Grid Steps [mm]	10.0 x 10.0	4.0 x 4.0 x 1.4
Sensor Surface [mm]	3.0	1.4
Graded Grid	N/A	Yes
Grading Ratio	N/A	1.4

Measurement Results

	Area Scan	Zoom Scan
psSAR-1g [W/kg]	3.45	3.70
psSAR-10g [W/kg]	1.01	1.08
Power Drift [dB]		-0.03
TSL Correction	Positive only	Positive only



Test Date : 2023-10-02 | Ambient Temp : 22.7 °C | Tissue Temp : 21.6 °C

System Performance Check

System Performance Check_H5600

Verification Source Properties

Manufacturer	Model No.	Serial No.	Input Power [dBm]
SPEAG	D5GHzV2	1358	17.0

Exposure Conditions

Phantom Section	Group	Frequency [MHz]	Conversion Factor	TSL Conductivity [S/m]	TSL Permittivity
Flat	CW	5600.000	5.25	5.25	37.9

Hardware Setup

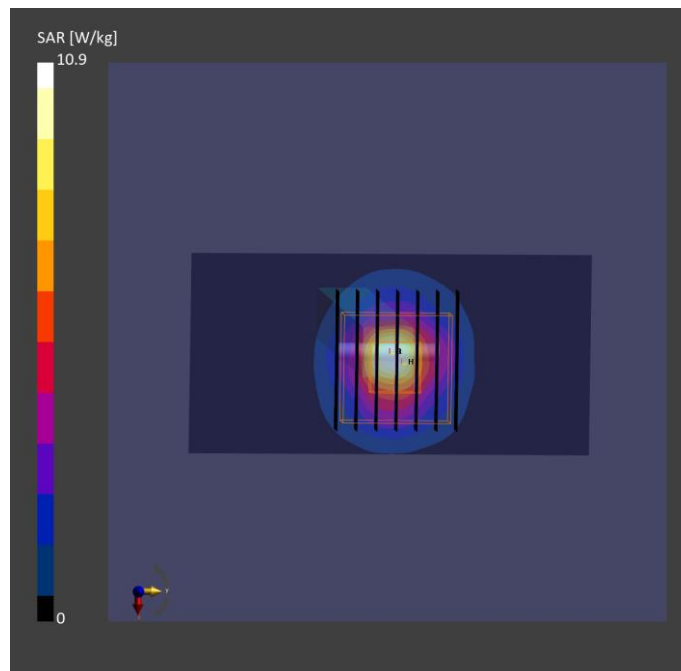
Phantom	Tissue Simulating Liquid	Probe Calibration Date	DAE Calibration Date
ELI V8.0 (20deg probe tilt) - 2180	HBBL-600-10000	EX3DV4 - SN7650 / 2023-05-22	DAE4 Sn1741 / 2023-08-23

Scan Setup

	Area Scan	Zoom Scan
Grid Extents [mm]	40.0 x 80.0	22.0 x 22.0 x 22.0
Grid Steps [mm]	10.0 x 10.0	4.0 x 4.0 x 1.4
Sensor Surface [mm]	3.0	1.4
Graded Grid	N/A	Yes
Grading Ratio	N/A	1.4

Measurement Results

	Area Scan	Zoom Scan
psSAR-1g [W/kg]	4.04	4.24
psSAR-10g [W/kg]	1.16	1.21
Power Drift [dB]		0.01
TSL Correction	Positive only	Positive only



Test Date : 2023-10-04 | Ambient Temp : 22.5 °C | Tissue Temp : 21.8 °C

System Performance Check

System Performance Check_H5600

Verification Source Properties

Manufacturer	Model No.	Serial No.	Input Power [dBm]
SPEAG	D5GHzV2	1358	17.0

Exposure Conditions

Phantom Section	Group	Frequency [MHz]	Conversion Factor	TSL Conductivity [S/m]	TSL Permittivity
Flat	CW	5600.000	5.25	5.25	37.9

Hardware Setup

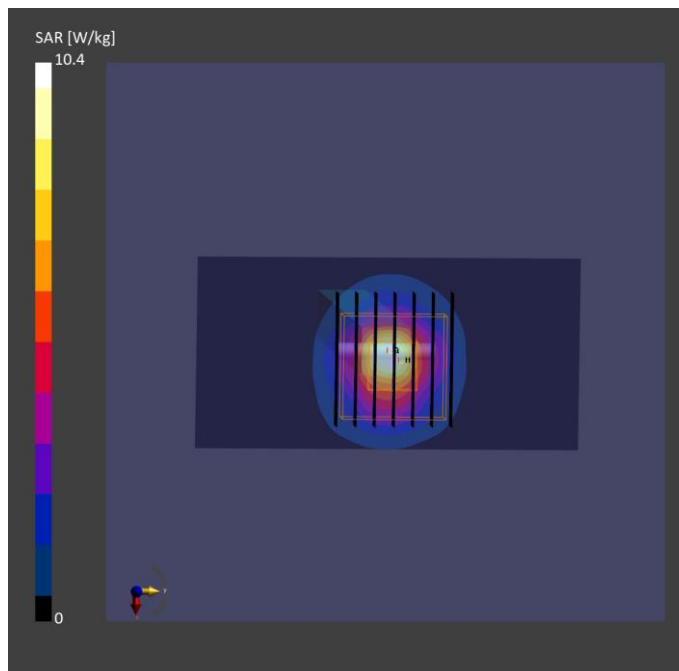
Phantom	Tissue Simulating Liquid	Probe Calibration Date	DAE Calibration Date
ELI V8.0 (20deg probe tilt) - 2180	HBBL-600-10000	EX3DV4 - SN7650 / 2023-05-22	DAE4 Sn1741 / 2023-08-23

Scan Setup

	Area Scan	Zoom Scan
Grid Extents [mm]	40.0 x 80.0	22.0 x 22.0 x 22.0
Grid Steps [mm]	10.0 x 10.0	4.0 x 4.0 x 1.4
Sensor Surface [mm]	3.0	1.4
Graded Grid	N/A	Yes
Grading Ratio	N/A	1.4

Measurement Results

	Area Scan	Zoom Scan
psSAR-1g [W/kg]	3.87	4.06
psSAR-10g [W/kg]	1.11	1.16
Power Drift [dB]		-0.01
TSL Correction	Positive only	Positive only



Test Date : 2023-10-02 | Ambient Temp : 22.4 °C | Tissue Temp : 21.7 °C

System Performance Check

System Performance Check_H5800

Verification Source Properties

Manufacturer	Model No.	Serial No.	Input Power [dBm]
SPEAG	D5GHzV2	1358	17.0

Exposure Conditions

Phantom Section	Group	Frequency [MHz]	Conversion Factor	TSL Conductivity [S/m]	TSL Permittivity
Flat	CW	5800.000	5.28	5.50	37.5

Hardware Setup

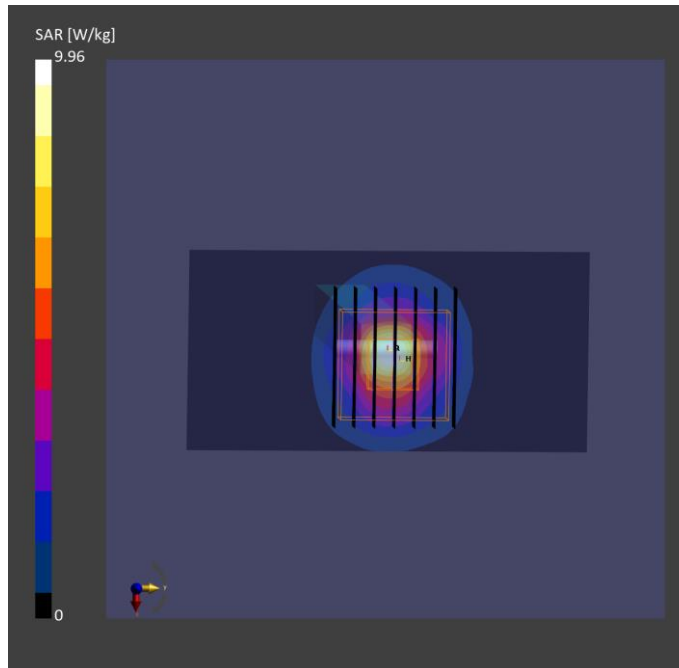
Phantom	Tissue Simulating Liquid	Probe Calibration Date	DAE Calibration Date
ELI V8.0 (20deg probe tilt) - 2180	HBBL-600-10000	EX3DV4 - SN7650 / 2023-05-22	DAE4 Sn1741 / 2023-08-23

Scan Setup

	Area Scan	Zoom Scan
Grid Extents [mm]	40.0 x 80.0	22.0 x 22.0 x 22.0
Grid Steps [mm]	10.0 x 10.0	4.0 x 4.0 x 1.4
Sensor Surface [mm]	3.0	1.4
Graded Grid	N/A	Yes
Grading Ratio	N/A	1.4

Measurement Results

	Area Scan	Zoom Scan
psSAR-1g [W/kg]	3.63	3.83
psSAR-10g [W/kg]	1.04	1.09
Power Drift [dB]		0.02
TSL Correction	Positive only	Positive only



Test Date : 2023-10-04 | Ambient Temp : 22.4 °C | Tissue Temp : 21.5 °C

System Performance Check

System Performance Check_H5800

Verification Source Properties

Manufacturer	Model No.	Serial No.	Input Power [dBm]
SPEAG	D5GHzV2	1358	17.0

Exposure Conditions

Phantom Section	Group	Frequency [MHz]	Conversion Factor	TSL Conductivity [S/m]	TSL Permittivity
Flat	CW	5800.000	5.28	5.50	37.5

Hardware Setup


Phantom	Tissue Simulating Liquid	Probe Calibration Date	DAE Calibration Date
ELI V8.0 (20deg probe tilt) - 2180	HBBL-600-10000	EX3DV4 - SN7650 / 2023-05-22	DAE4 Sn1741 / 2023-08-23

Scan Setup

	Area Scan	Zoom Scan
Grid Extents [mm]	40.0 x 80.0	22.0 x 22.0 x 22.0
Grid Steps [mm]	10.0 x 10.0	4.0 x 4.0 x 1.4
Sensor Surface [mm]	3.0	1.4
Graded Grid	N/A	Yes
Grading Ratio	N/A	1.4

Measurement Results

	Area Scan	Zoom Scan
psSAR-1g [W/kg]	3.52	3.68
psSAR-10g [W/kg]	1.01	1.05
Power Drift [dB]		0.07
TSL Correction	Positive only	Positive only



Test Date : 2023-10-03 | Ambient Temp : 22.8 °C | Tissue Temp : 21.6 °C

System Performance Check

System Performance Check_H6500

Verification Source Properties

Manufacturer	Model No.	Serial No.	Input Power [dBm]
SPEAG	D6.5GHzV2	1081	20.0

Exposure Conditions

Phantom Section	Group	Frequency [MHz]	Conversion Factor	TSL Conductivity [S/m]	TSL Permittivity
Flat	CW	6500.000	5.4	5.87	33.9

Hardware Setup

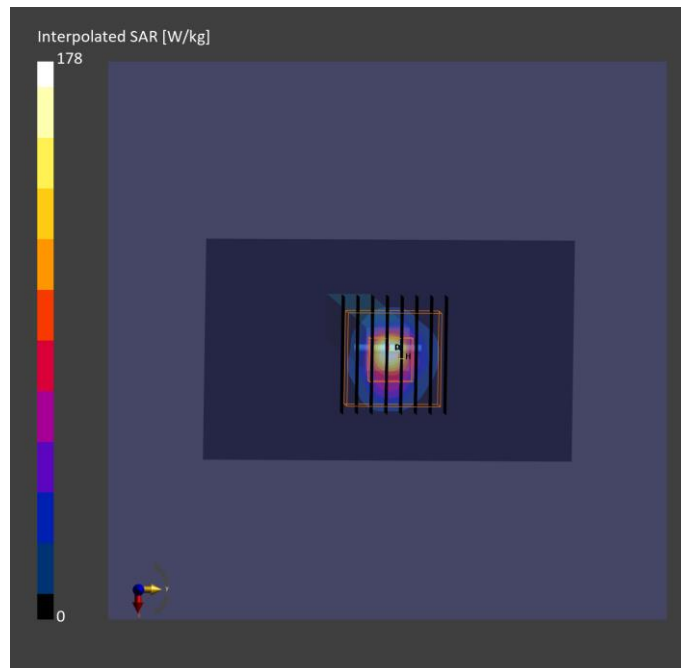
Phantom	Tissue Simulating Liquid	Probe Calibration Date	DAE Calibration Date
ELI V8.0 (20deg probe tilt) - 2180	HBBL-600-10000	EX3DV4 - SN7650 / 2023-05-22	DAE4 Sn1741 / 2023-08-23

Scan Setup

	Area Scan	Zoom Scan
Grid Extents [mm]	51.0 x 85.0	22.0 x 22.0 x 22.0
Grid Steps [mm]	8.5 x 8.5	3.4 x 3.4 x 1.4
Sensor Surface [mm]	3.0	1.4
Graded Grid	N/A	Yes
Grading Ratio	N/A	1.4

Measurement Results

	Area Scan	Zoom Scan
psSAR-1g [W/kg]	23.8	29.2
psSAR-8g [W/kg]	5.73	6.55
psSAR-10g [W/kg]	4.76	5.39
psAPD (1.0 cm ² , sq) [W/m ²]		292
psAPD (4.0 cm ² , sq) [W/m ²]		131
Power Drift [dB]		0.02
TSL Correction	Positive only	Positive only



Test Date : 2024-03-21 | Ambient Temp : 22.6 °C

System Performance Check

System Performance Check at 10 GHz

Verification Source Properties

Manufacturer	Model No.	Serial No.
SPEAG	10G Verification Source	1060

Exposure Conditions

Phantom Section	Group	Frequency [MHz]	Conversion Factor
5G	CW	10000.0	1.0

Hardware Setup

Phantom	Medium	Probe / Calibration Date	DAE / Calibration Date
mmWave - 1102	Air	EUmmWV4 - SN9403_F1-55GHz / 2023-12-05	DAE4 Sn1741 / 2023-08-23

Scan Setup

	5G Scan
Grid Extents [mm]	60.0 x 60.0
Grid Steps [mm]	0.125 x 0.125
Sensor Surface [mm]	2.0

Measurement Results

	5G Scan
Avg. Area [cm ²]	4.00
psPD n+ [W/m ²]	55.3
psPD tot+ [W/m ²]	52.7
psPD mod+ [W/m ²]	53.2
E max [V/m]	150
Power Drift [dB]	0.11

