













Annex F. Photographs


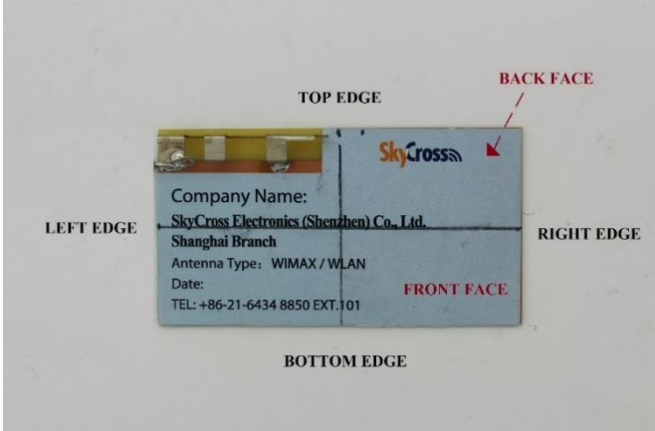

F.1 Test Sample

Module Front	Module Back
	
Extender board	Laptop
	
Socket Front	Socket Back
	

F.2 Test positions


Top Edge 5mm	Bottom Edge 5mm
 <p>Top Edge 5mm view showing the antenna label and a ruler. The label text includes: Company Name: SkyCross Electronics (Shenzhen) Co., Ltd. Shanghai Branch. The ruler shows a 5mm scale.</p>	 <p>Bottom Edge 5mm view showing the antenna label and a ruler. The label text includes: Company Name: SkyCross Electronics (Shenzhen) Co., Ltd. Shanghai Branch. The ruler shows a 5mm scale.</p>
Left Edge 5mm	Right Edge 5mm
 <p>Left Edge 5mm view showing the antenna label and a ruler. The label text includes: Company Name: SkyCross Electronics (Shenzhen) Co., Ltd. Shanghai Branch. The ruler shows a 5mm scale.</p>	 <p>Right Edge 5mm view showing the antenna label and a ruler. The label text includes: Company Name: SkyCross Electronics (Shenzhen) Co., Ltd. Shanghai Branch. The ruler shows a 5mm scale.</p>
Front Face 5mm	Back Face 5mm
 <p>Front Face 5mm view showing the antenna label and a ruler. The label text includes: Company Name: SkyCross Electronics (Shenzhen) Co., Ltd. Shanghai Branch. The ruler shows a 5mm scale.</p>	 <p>Back Face 5mm view showing the antenna label and a ruler. The label text includes: Company Name: SkyCross Electronics (Shenzhen) Co., Ltd. Shanghai Branch. The ruler shows a 5mm scale.</p>

F.3 Antenna host platform location and adjacent edge positions relative to the body

Antenna Front View	Antenna Positions
 <p>A photograph showing the front view of the antenna host platform. A ruler is placed above the antenna for scale. The antenna is a rectangular white PCB with a yellow connector strip on the left. A label on the antenna provides the following information:</p> <ul style="list-style-type: none"> Company Name: SkyCross Company Name: SkyCross Electronics (Shenzhen) Co., Ltd. Shanghai Branch Antenna Type: WIMAX / WLAN Date: TEL: +86-21-6434 8850 EXT.101 	 <p>A diagram of the antenna host platform showing its edges and faces. The edges are labeled: TOP EDGE, BOTTOM EDGE, LEFT EDGE, and RIGHT EDGE. The faces are labeled: FRONT FACE and BACK FACE. A red arrow points to the BACK FACE. The antenna is shown with a yellow connector strip on the left and a label on the front face. The label text is: Company Name: SkyCross Electronics (Shenzhen) Co., Ltd. Shanghai Branch. Antenna Type: WIMAX / WLAN. Date: TEL: +86-21-6434 8850 EXT.101.</p>
General Setup	
 <p>A photograph showing the general setup for the antenna testing. The antenna is mounted on a test fixture, which is placed on a table. A green PCB is visible on the right side of the setup.</p>	

F.4 Phantom liquid level during measurements

ELI phantom Body liquid SAR Dasy SPEAG MBBL600-6000V6 Batch -160603-01



End of the report

This page is intentionally left blank and marks the last page of the test report.