


# Annex C. Photographs

## C.1 Test Setup

### Radiated Test Setup







Conducted Test Setup

Conducted Test setup









## C.2 Test Sample

### Sample #01

Module Front	Module Back
 <p>200611-03.S19 Intel Eng. Sample - Not for Sale or Lease Intel@ Model: AX210N0M Made in China TA: K52751-Q16 WFM: ac397882CAC3 ICN: TP23.2 PV Mch: C MO: NA S1A4 Pkg7 TPO. 8 PCB: RB 1 Intel CHN Xia: Hos DPX CHA: TV Spine4 RF Conn: Lot Filer: NA</p>	 <p>100 K52755-001 320*00 802-10</p>
Extender board	Laptop
 <p>100 100 TOLSEN Intel WRF LAB EUT # 180000-01.517</p>	 <p>DELL</p>

**Sample #02**

Module Front	Module Back
	
Extender board	Laptop
	
Antenna 1	Antenna 2
	





**End of the report**

**This page is left intentionally blank and marks the last page of the test report.**