

Data Sheet

CUSTOMER: ASUS

MODEL NAME: T3304

CUSTOMER P/N: 14008-05440000

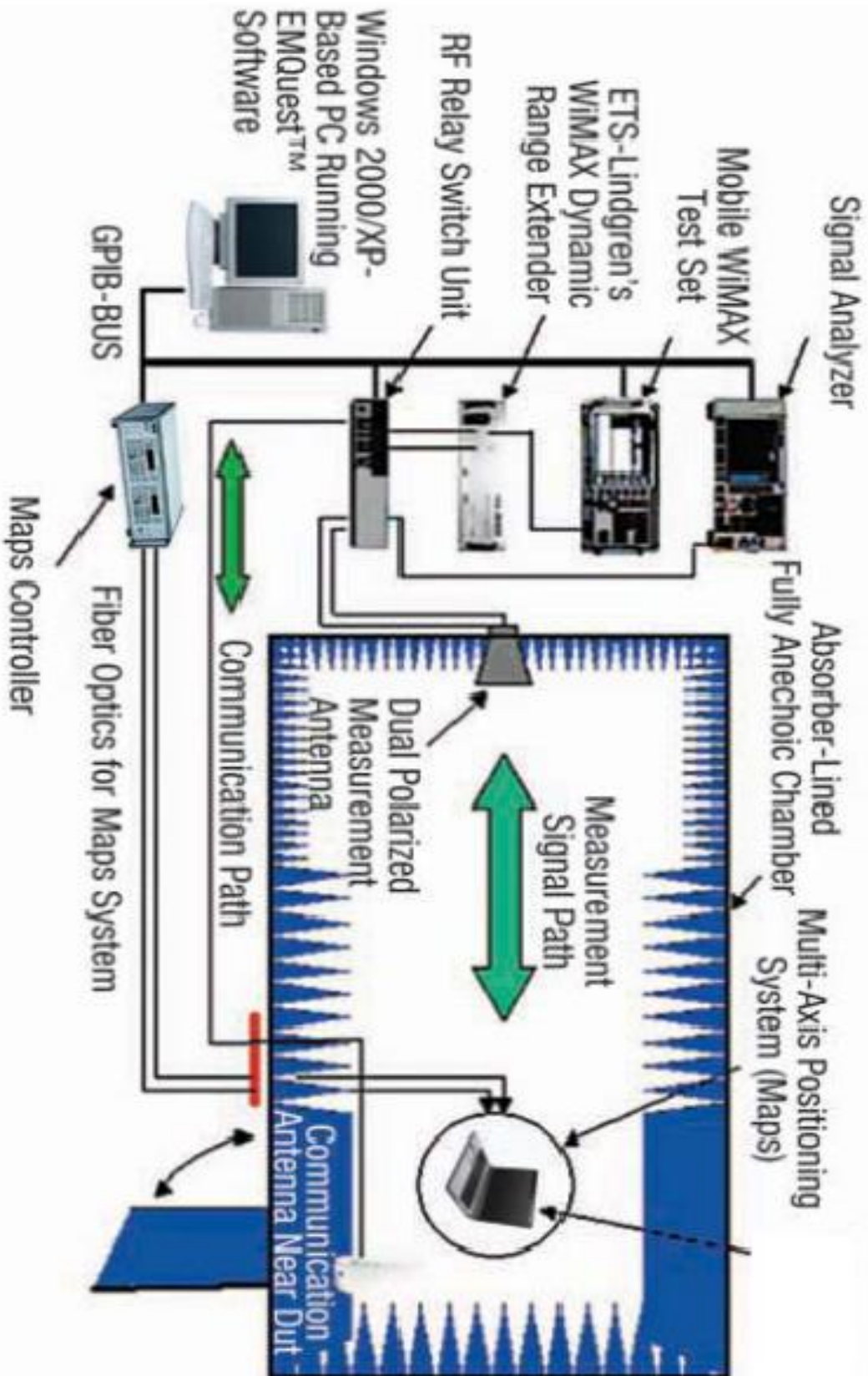
ICT P/N: LA9RF435-CS-H

APPROVED	
MANUFACTURER	CUSTOMER
<i>PREPARED BY:</i>	<i>APPROVED BY:</i>
<i>CHECK BY:</i>	
<i>APPROVED BY:</i>	

Description

Specifications

Antennas Type	PIFA Antenna for WLAN 802.11 a/b/g/ax application	
Connector Type	I-PEX Connector for 1.13 cable	
Cable Type	LOW LOSS 1.13 RF Cable	
Impedance	50Ω	
Polarization	Linear	
Radiation pattern	Omni-directional	
Frequency Range	WLAN 802.11b/g	2.40~2.50 GHz
	WLAN 802.11a	5.15~5.85 GHz
	WLAN 802.11ax (Wi-Fi 6E)	5.925~7.125GHz
VSWR	WLAN 802.11b/g	5.00 Max
	WLAN 802.11a,ax	
Peak gain	WLAN 802.11b/g	Main : 2.34 dBi
	WLAN 802.11a	Main : 3.30 dBi
	WLAN 802.11ax (Wi-Fi 6E)	Main : 3.02 dBi
Cable Loss	WLAN 802.11 b/g	Main : 0.45 dB
	WLAN 802.11 a	Main : 0.70 dB
	WLAN 802.11ax (Wi-Fi 6E)	Main : 0.75 dB
Cable length/Color	Main : 186mm	Main : Black



Description

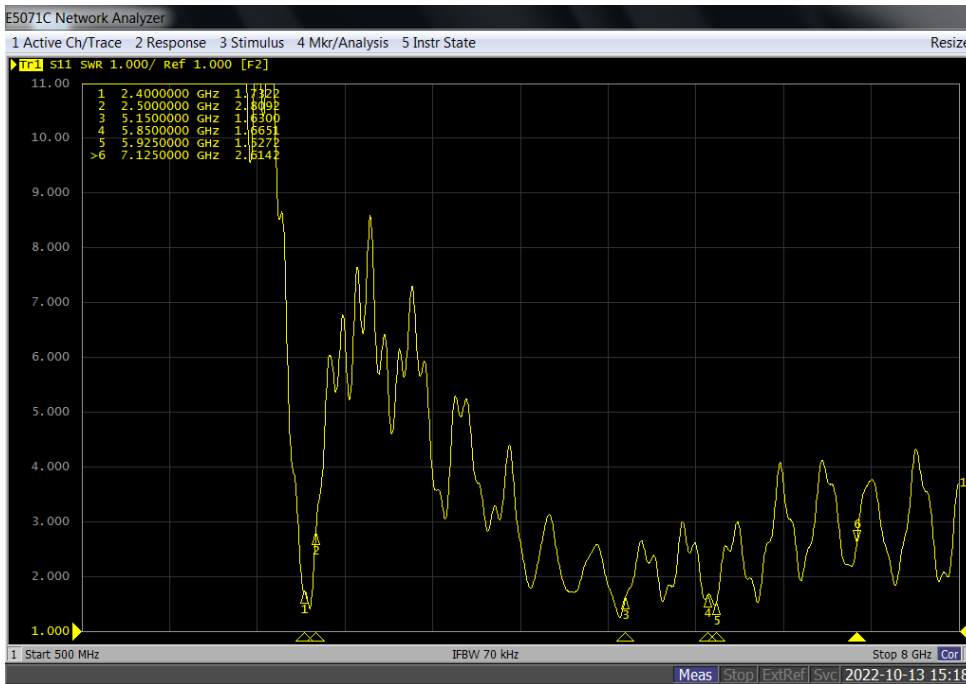
WLAN Main Picture



Performance Data

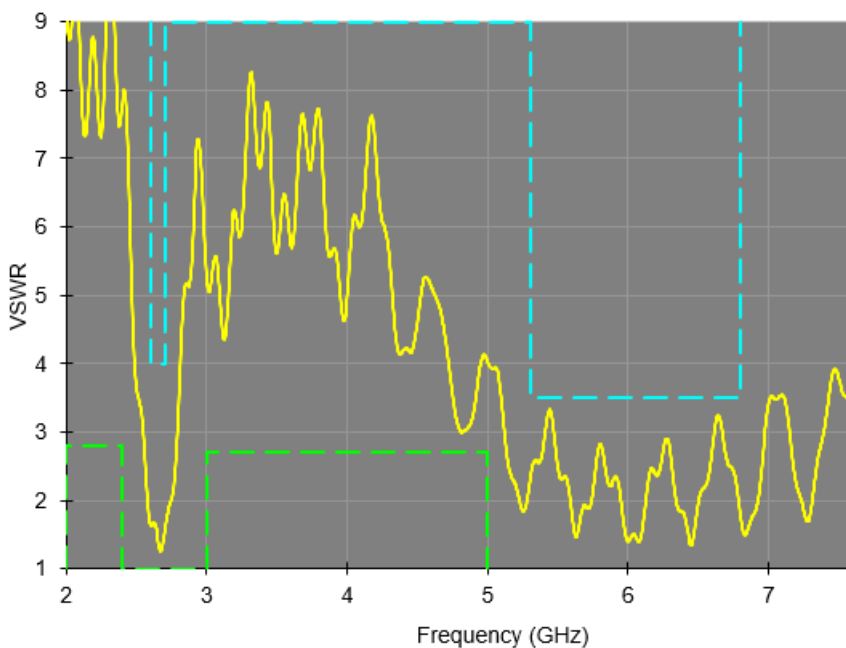
1. VSWR

WLAN Main



2. SPEC

VSWR WLAN Main

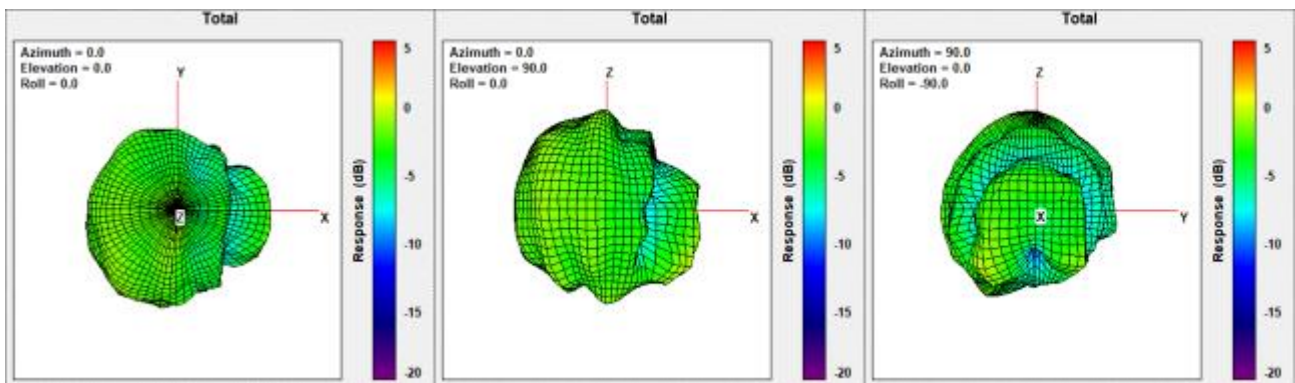


Spec:
 2.0~ 2.4 GHz > 2.8
 2.6 ~ 2.7 GHz < 4
 3.0 ~ 5.0 GHz > 2.7
 5.3~ 6.8 GHz < 3.5

WLAN Main

Radiation pattern open mode

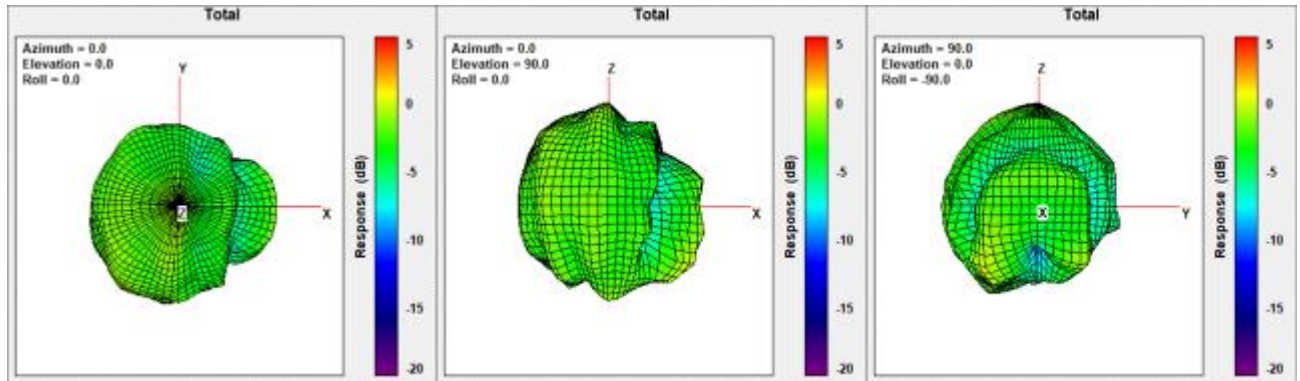
Antenna: 2400MHz



Center Frequency	2400 MHz
Three-dimensional (dBi) peak	0.32

Radiation pattern open mode

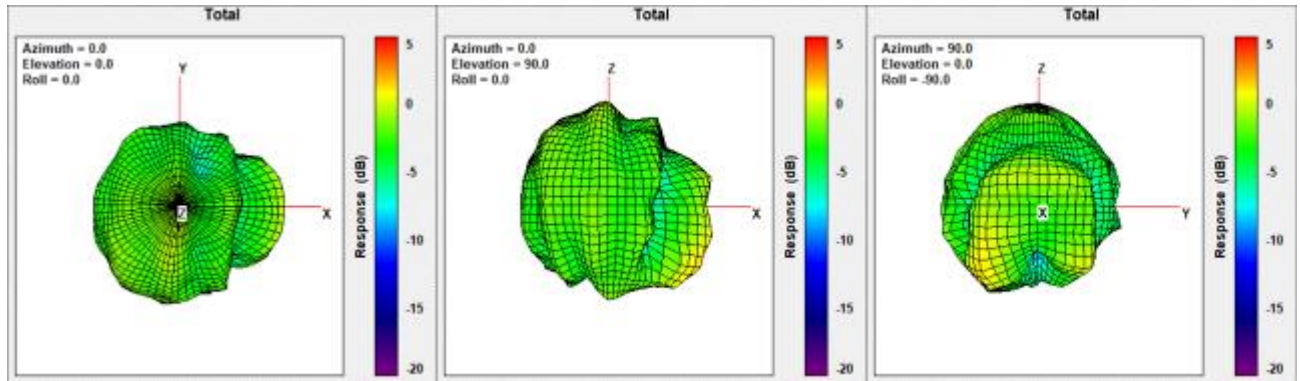
Antenna: 2412MHz



Center Frequency	2412 MHz
Three-dimensional (dBi) peak	0.54

Radiation pattern open mode

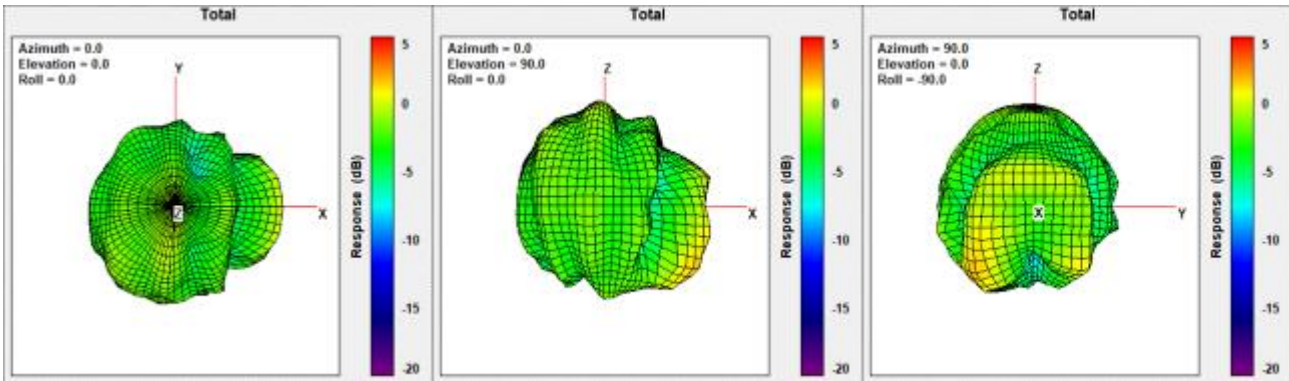
Antenna: 2437MHz



Center Frequency	2437 MHz
Three-dimensional (dBi) peak	1.80

Radiation pattern open mode

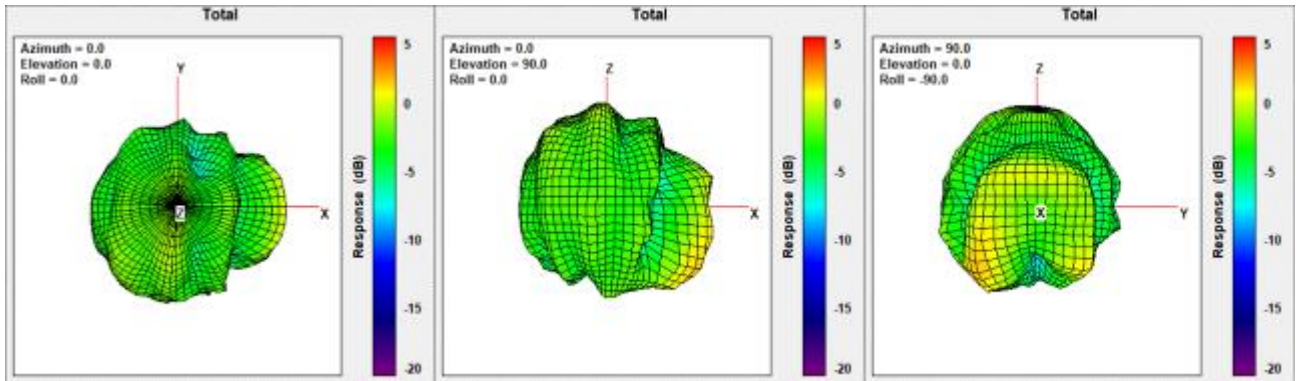
Antenna: 2450MHz



Center Frequency	2450 MHz
Three-dimensional (dBi) peak	1.26

Radiation pattern open mode

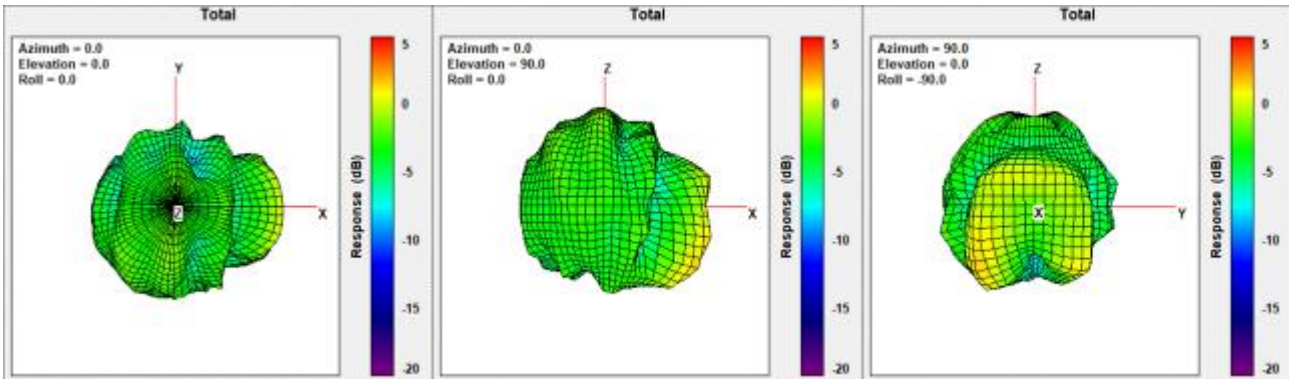
Antenna: 2462MHz



Center Frequency	2462 MHz
Three-dimensional (dBi) peak	2.34

Radiation pattern open mode

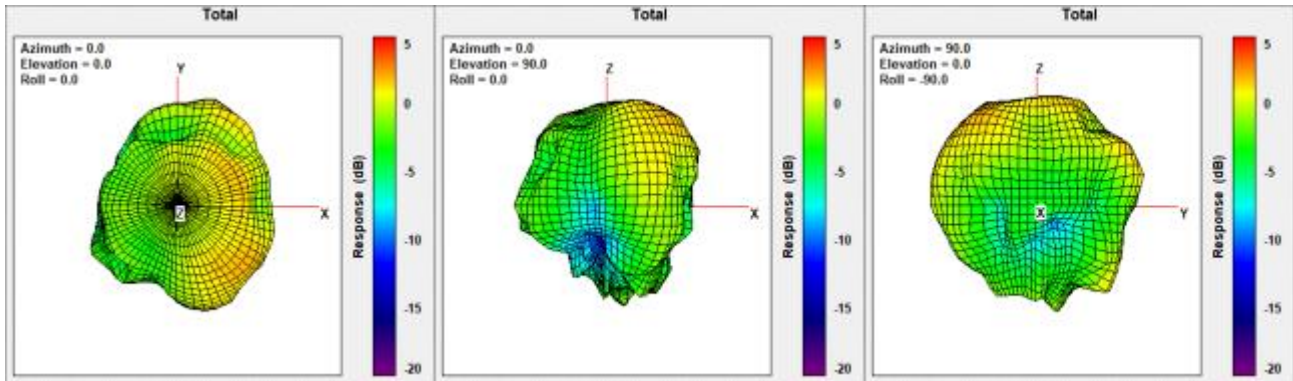
Antenna: 2500MHz



Center Frequency	2500 MHz
Three-dimensional (dBi) peak	2.13

Radiation pattern open mode

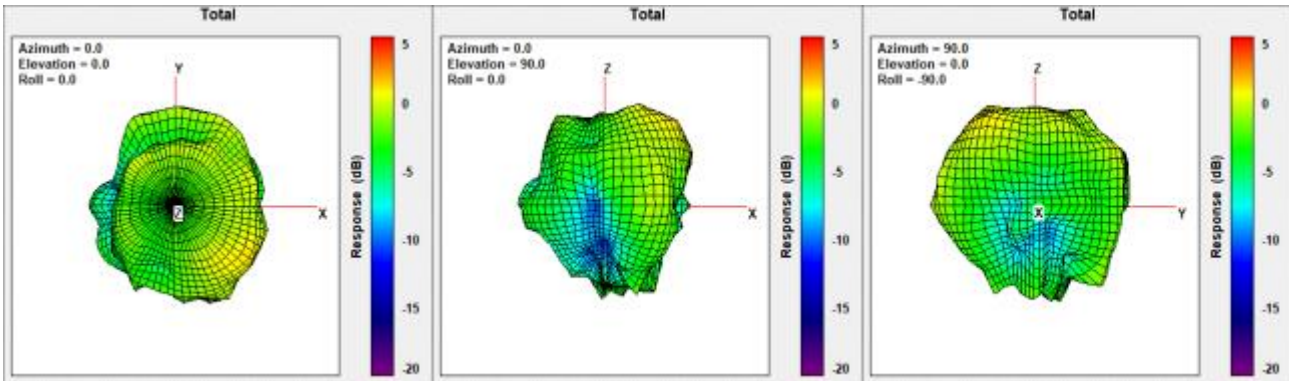
Antenna: 5150MHz



Center Frequency	5150 MHz
Three-dimensional (dBi) peak	2.22

Radiation pattern open mode

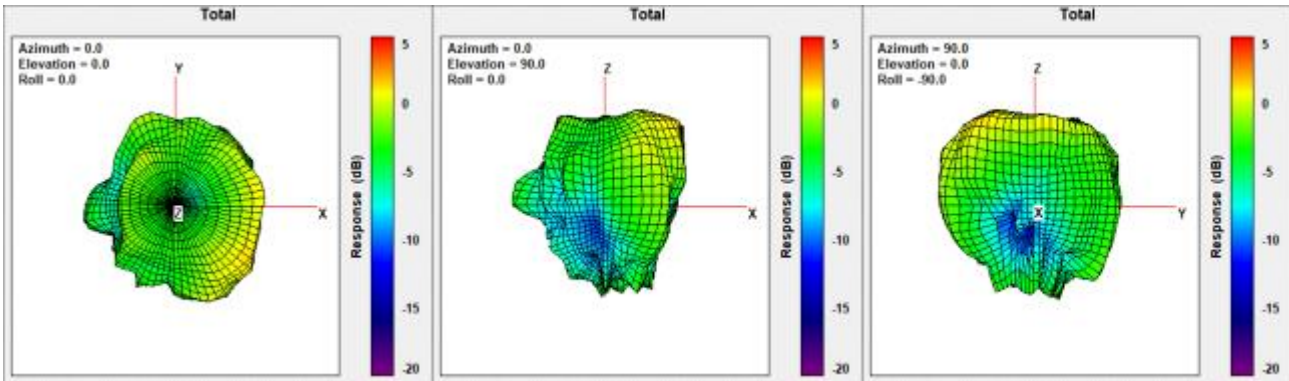
Antenna: 5250MHz



Center Frequency	5250 MHz
Three-dimensional (dBi) peak	1.64

Radiation pattern open mode

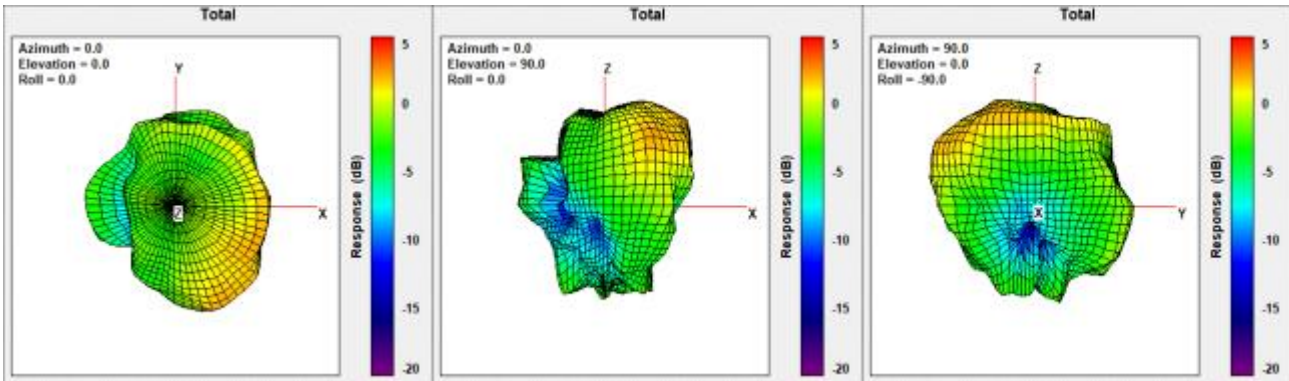
Antenna: 5350MHz



Center Frequency	5350 MHz
Three-dimensional (dBi) peak	1.79

Radiation pattern open mode

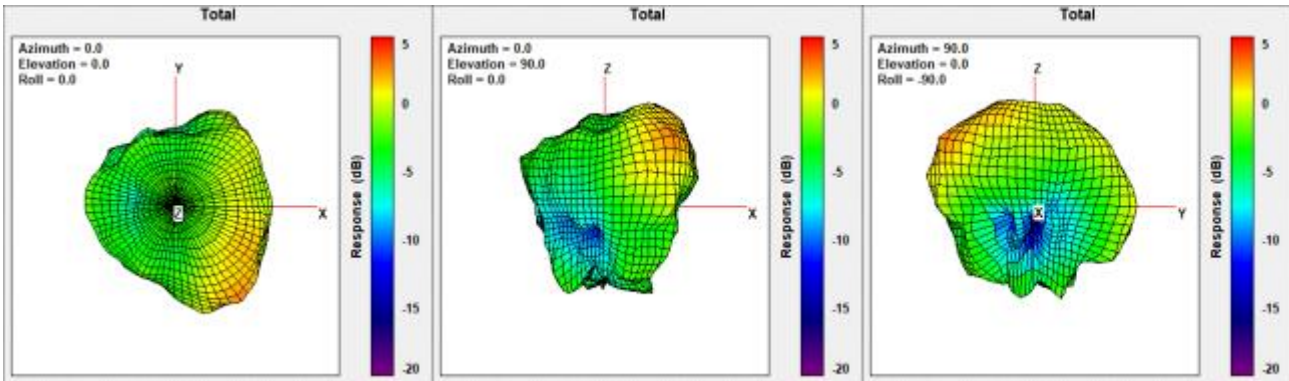
Antenna: 5470MHz



Center Frequency	5470 MHz
Three-dimensional (dBi) peak	2.74

Radiation pattern open mode

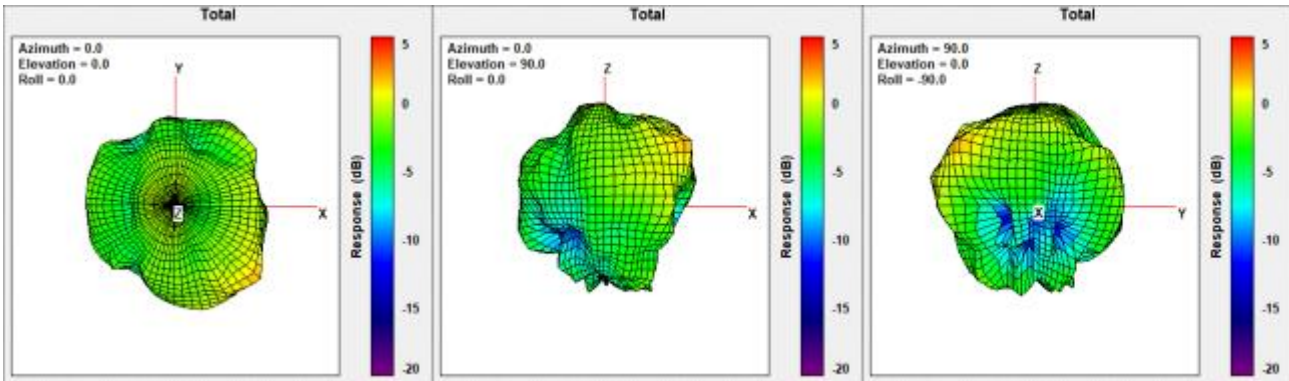
Antenna: 5600MHz



Center Frequency	5600 MHz
Three-dimensional (dBi) peak	3.30

Radiation pattern open mode

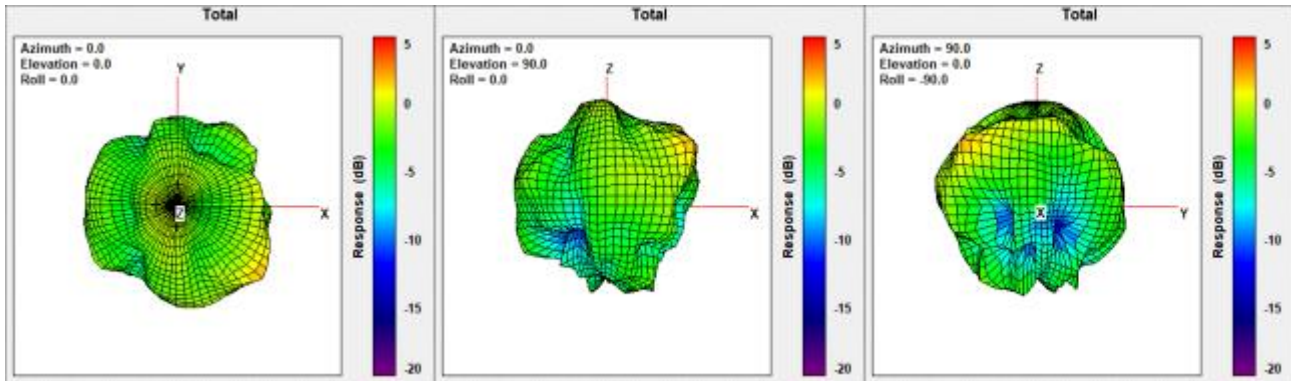
Antenna: 5725MHz



Center Frequency	5725 MHz
Three-dimensional (dBi) peak	2.72

Radiation pattern open mode

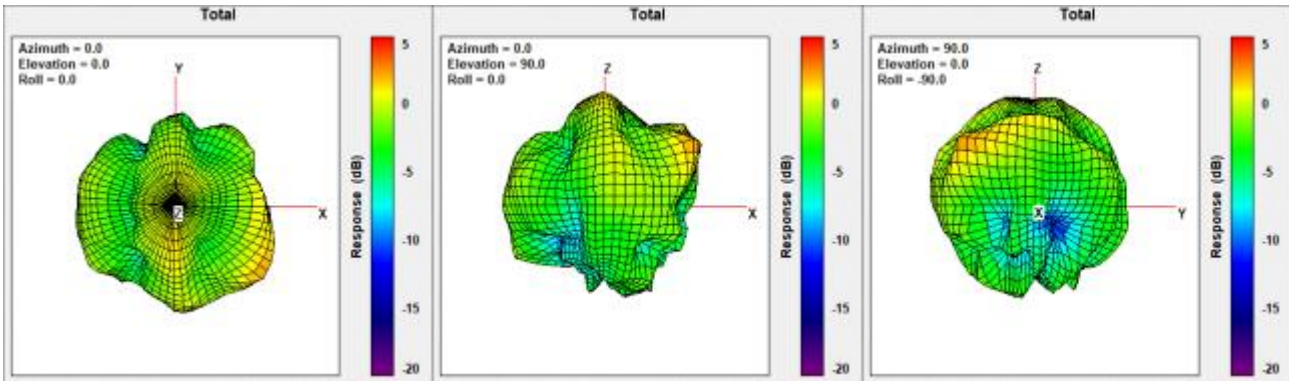
Antenna: 5780MHz



Center Frequency	5780 MHz
Three-dimensional (dBi) peak	2.66

Radiation pattern open mode

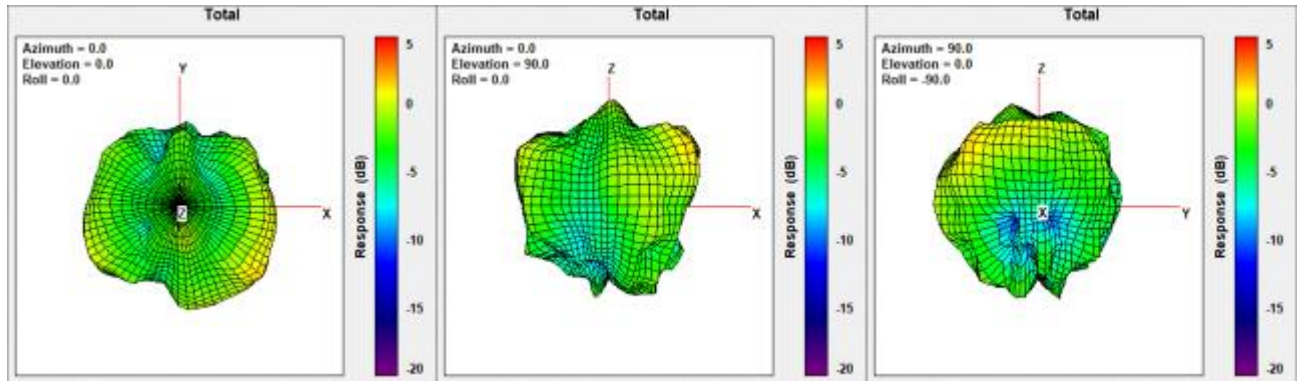
Antenna: 5850MHz



Center Frequency	5850 MHz
Three-dimensional (dBi) peak	2.98

Radiation pattern open mode

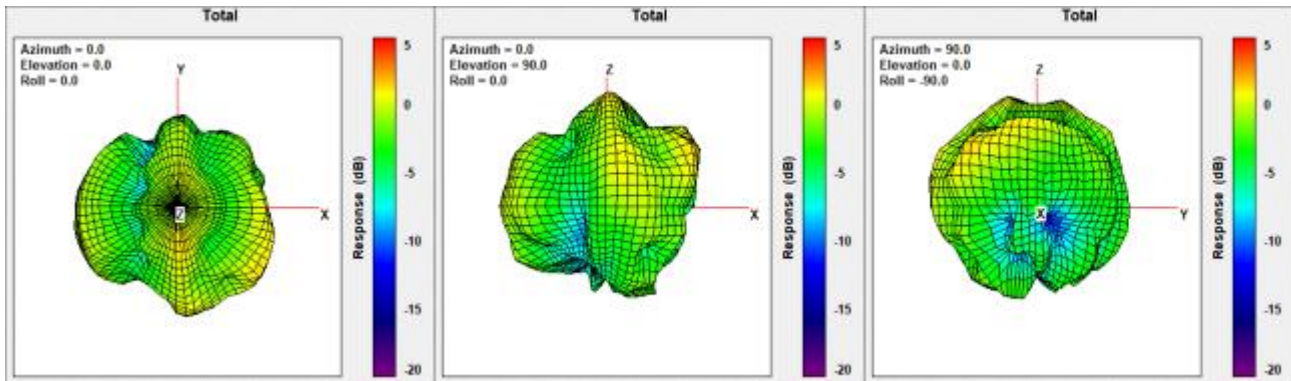
Antenna: 5895MHz



Center Frequency	5895 MHz
Three-dimensional (dBi) peak	2.36

Radiation pattern open mode

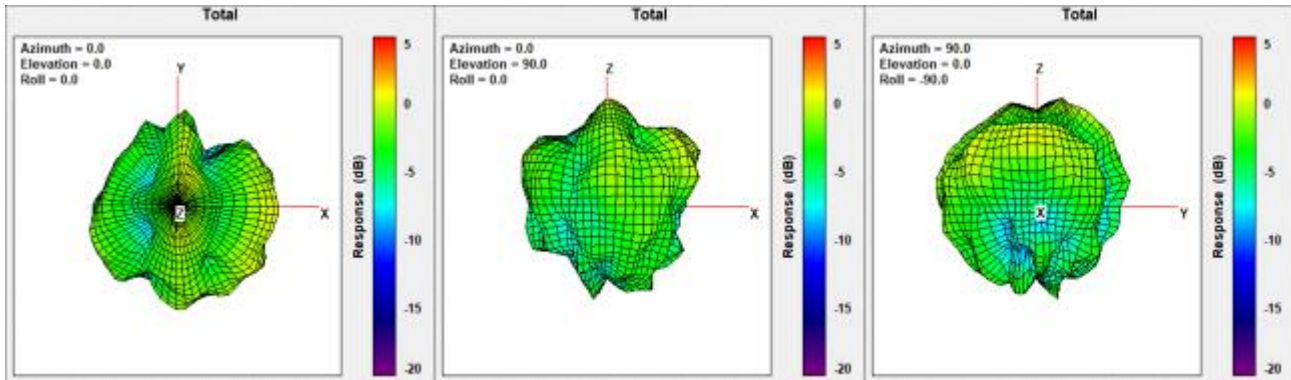
Antenna: 5925MHz



Center Frequency	5925 MHz
Three-dimensional (dBi) peak	1.95

Radiation pattern open mode

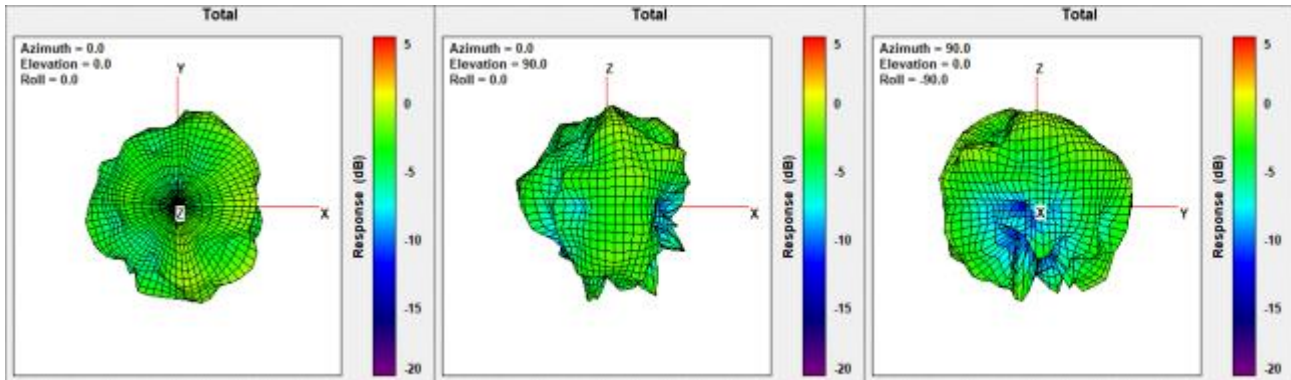
Antenna: 6125MHz



Center Frequency	6125 MHz
Three-dimensional (dBi) peak	0.89

Radiation pattern open mode

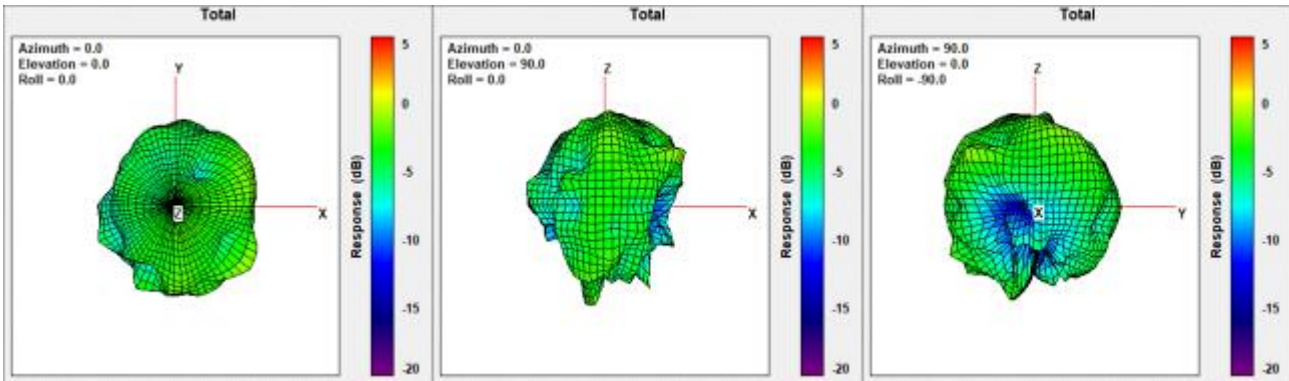
Antenna: 6425MHz



Center Frequency	6425 MHz
Three-dimensional (dBi) peak	-0.01

Radiation pattern open mode

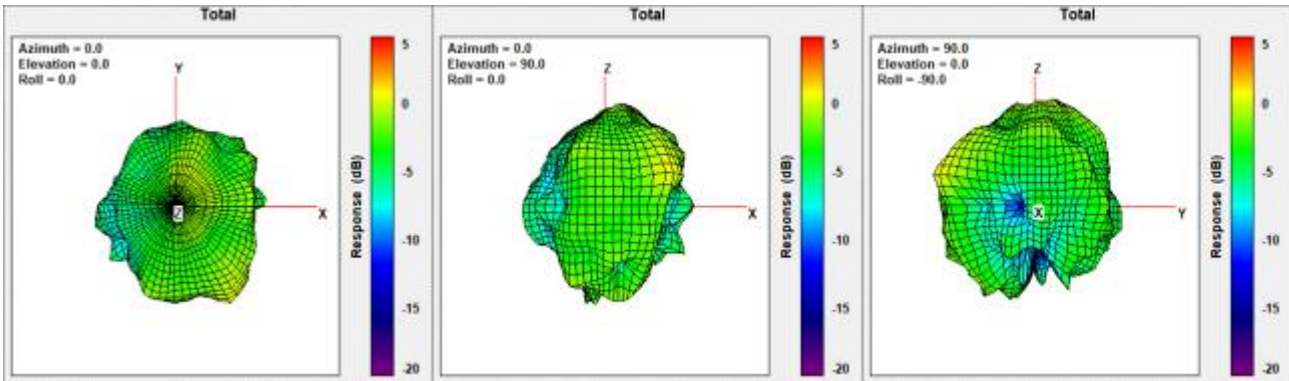
Antenna: 6525MHz



Center Frequency	6525 MHz
Three-dimensional (dBi) peak	0.11

Radiation pattern open mode

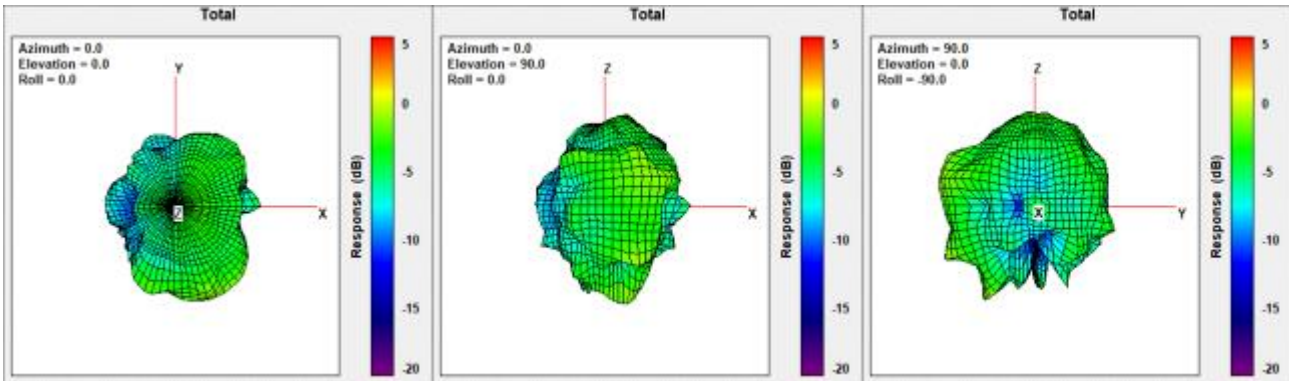
Antenna: 6725MHz



Center Frequency	6725 MHz
Three-dimensional (dBi) peak	1.07

Radiation pattern open mode

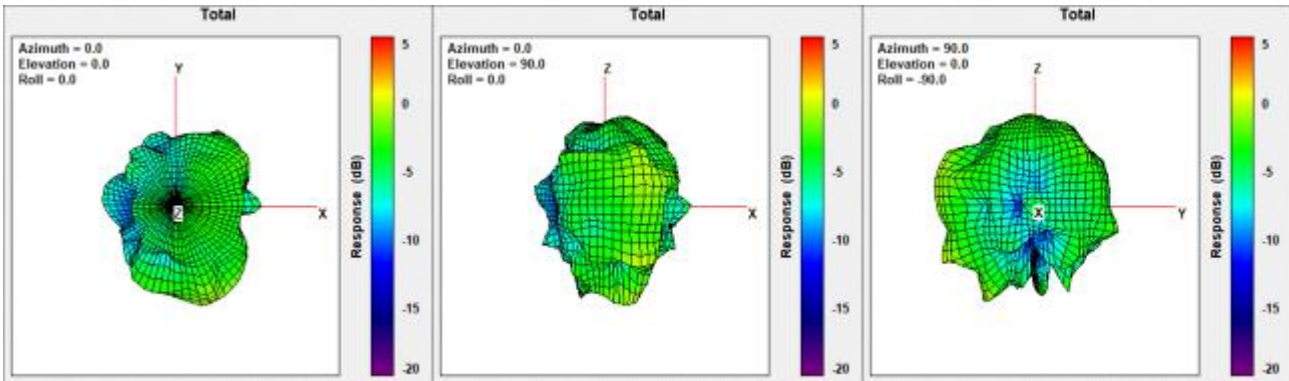
Antenna: 6875MHz



Center Frequency	6875 MHz
Three-dimensional (dBi) peak	0.24

Radiation pattern open mode

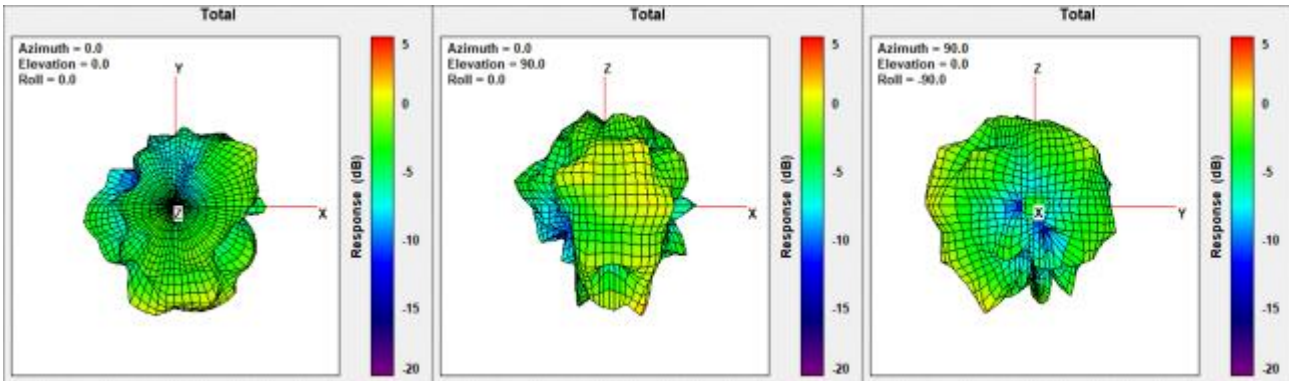
Antenna: 6925MHz



Center Frequency	6925 MHz
Three-dimensional (dBi) peak	0.90

Radiation pattern open mode

Antenna: 7125MHz



Center Frequency	7125 MHz
Three-dimensional (dBi) peak	3.02

WLAN Main

Frequency (MHz)	3D Peak Gain Total (dBi)	3D Gain Efficiency (%)	Cable Loss Loss (dB)
2400	0.32	42.84	0.45
2412	0.54	44.78	0.45
2437	1.80	47.68	0.45
2450	1.26	48.24	0.45
2462	2.34	48.65	0.45
2500	2.13	42.72	0.46
5150	2.22	56.13	0.68
5250	1.64	43.84	0.68
5350	1.79	38.49	0.69
5470	2.74	46.56	0.70
5600	3.30	45.06	0.70
5725	2.72	44.71	0.71
5780	2.66	46.15	0.71
5850	2.98	52.68	0.72
5895	2.36	52.80	0.72
5925	1.95	52.88	0.72
6125	0.89	40.89	0.73
6425	-0.01	37.92	0.74
6525	0.11	31.07	0.74
6725	1.07	38.24	0.74
6875	0.24	27.07	0.74
6925	0.90	29.00	0.75
7125	3.02	37.26	0.75

Assembly Drawing

WLAN Main

REV	DESCRIPTION	DESIGN	DATE
X1	NEW DRAWING	DAWI	2022.08.23
X2	UPDATE DRAWING	DAWI	2022.08.26
X3	MODIFY DIMENSIONS	DAWI	2022.09.16
X4	ADD HEAT SHRINKING TUBE & CU FOIL	DAWI	2022.10.11
X5	UPDATE DRAWING	DAWI	2022.10.12

RoHS + HF

高壓出紙
 熱縮套管
 銅箔
 MYLAR
 圖騰對照說明

上視圖說明

前視圖說明

下視圖說明

側視圖說明

3D VIEW

建議製統尺寸

258±1

5.08
3.56
1.22

①MAIN CABLE/①1.13 COAXIAL LL CABLE(BLACK)

186±1

5.08
3.56
1.22

②AUX CABLE/①1.13 COAXIAL LL CABLE(WHITE)

LABEL 2:1

1. 標高: 標高不可超過 10mm
 2. 標寬: 標寬不可超過 10mm
 3. 標厚: 標厚不可超過 1mm
 4. 標底: 標底不可超過 1mm
 5. 標面: 標面不可超過 1mm
 6. 標孔: 標孔不可超過 1mm
 7. 標距: 標距不可超過 1mm
 8. 標間: 標間不可超過 1mm
 9. 標位: 標位不可超過 1mm
 10. 標角: 標角不可超過 1mm
 11. 標圓: 標圓不可超過 1mm
 12. 標方: 標方不可超過 1mm
 13. 標斜: 標斜不可超過 1mm
 14. 標切: 標切不可超過 1mm
 15. 標凹: 標凹不可超過 1mm
 16. 標凸: 標凸不可超過 1mm
 17. 標孔: 標孔不可超過 1mm
 18. 標槽: 標槽不可超過 1mm
 19. 標凸: 標凸不可超過 1mm
 20. 標凹: 標凹不可超過 1mm
 21. 標孔: 標孔不可超過 1mm
 22. 標槽: 標槽不可超過 1mm
 23. 標凸: 標凸不可超過 1mm
 24. 標凹: 標凹不可超過 1mm
 25. 標孔: 標孔不可超過 1mm
 26. 標槽: 標槽不可超過 1mm
 27. 標凸: 標凸不可超過 1mm
 28. 標凹: 標凹不可超過 1mm
 29. 標孔: 標孔不可超過 1mm
 30. 標槽: 標槽不可超過 1mm
 31. 標凸: 標凸不可超過 1mm
 32. 標凹: 標凹不可超過 1mm
 33. 標孔: 標孔不可超過 1mm
 34. 標槽: 標槽不可超過 1mm
 35. 標凸: 標凸不可超過 1mm
 36. 標凹: 標凹不可超過 1mm
 37. 標孔: 標孔不可超過 1mm
 38. 標槽: 標槽不可超過 1mm
 39. 標凸: 標凸不可超過 1mm
 40. 標凹: 標凹不可超過 1mm
 41. 標孔: 標孔不可超過 1mm
 42. 標槽: 標槽不可超過 1mm
 43. 標凸: 標凸不可超過 1mm
 44. 標凹: 標凹不可超過 1mm
 45. 標孔: 標孔不可超過 1mm
 46. 標槽: 標槽不可超過 1mm
 47. 標凸: 標凸不可超過 1mm
 48. 標凹: 標凹不可超過 1mm
 49. 標孔: 標孔不可超過 1mm
 50. 標槽: 標槽不可超過 1mm
 51. 標凸: 標凸不可超過 1mm
 52. 標凹: 標凹不可超過 1mm
 53. 標孔: 標孔不可超過 1mm
 54. 標槽: 標槽不可超過 1mm
 55. 標凸: 標凸不可超過 1mm
 56. 標凹: 標凹不可超過 1mm
 57. 標孔: 標孔不可超過 1mm
 58. 標槽: 標槽不可超過 1mm
 59. 標凸: 標凸不可超過 1mm
 60. 標凹: 標凹不可超過 1mm
 61. 標孔: 標孔不可超過 1mm
 62. 標槽: 標槽不可超過 1mm
 63. 標凸: 標凸不可超過 1mm
 64. 標凹: 標凹不可超過 1mm
 65. 標孔: 標孔不可超過 1mm
 66. 標槽: 標槽不可超過 1mm
 67. 標凸: 標凸不可超過 1mm
 68. 標凹: 標凹不可超過 1mm
 69. 標孔: 標孔不可超過 1mm
 70. 標槽: 標槽不可超過 1mm
 71. 標凸: 標凸不可超過 1mm
 72. 標凹: 標凹不可超過 1mm
 73. 標孔: 標孔不可超過 1mm
 74. 標槽: 標槽不可超過 1mm
 75. 標凸: 標凸不可超過 1mm
 76. 標凹: 標凹不可超過 1mm
 77. 標孔: 標孔不可超過 1mm
 78. 標槽: 標槽不可超過 1mm
 79. 標凸: 標凸不可超過 1mm
 80. 標凹: 標凹不可超過 1mm
 81. 標孔: 標孔不可超過 1mm
 82. 標槽: 標槽不可超過 1mm
 83. 標凸: 標凸不可超過 1mm
 84. 標凹: 標凹不可超過 1mm
 85. 標孔: 標孔不可超過 1mm
 86. 標槽: 標槽不可超過 1mm
 87. 標凸: 標凸不可超過 1mm
 88. 標凹: 標凹不可超過 1mm
 89. 標孔: 標孔不可超過 1mm
 90. 標槽: 標槽不可超過 1mm
 91. 標凸: 標凸不可超過 1mm
 92. 標凹: 標凹不可超過 1mm
 93. 標孔: 標孔不可超過 1mm
 94. 標槽: 標槽不可超過 1mm
 95. 標凸: 標凸不可超過 1mm
 96. 標凹: 標凹不可超過 1mm
 97. 標孔: 標孔不可超過 1mm
 98. 標槽: 標槽不可超過 1mm
 99. 標凸: 標凸不可超過 1mm
 100. 標凹: 標凹不可超過 1mm

規格:

1. 標高標性必須 100% 對位以及標註 ± 的尺寸須做重點檢驗(SPC)
2. 本圖若使用原物料及製程必須符合立訊 IQW-Q-043 環境管理地真相轉規定
3. 此圖若及圖附圖包裝材料均其質或份量須滿足轉面管理要求:
Br<900ppm, Cl<900ppm, Br+Cl<1500ppm
4. 所有有標度處均不可超出 FPC 及圖件外

物料清單

ITEM	QTY	DESCRIPTION
11	1	AUX CU FOIL (L335.61*W6.6*H10.15mm, CU-FOIL+TT219+MYLAR)
10	1	MAIN CU FOIL (L335.61*W6.6*H10.15mm, CU-FOIL+TT219+MYLAR)
9	1	HEAT SHRINKING TUBE #2.5*(10.13*11)mm;BLACK
8	1	LABEL (L116*W6mm)
7	2	TRANSPARENT TUBE L=16MM
6	2	ADHESIVE TYPE TESA 61365, (L)37.2*(W)4.15MM, 883UMIN
5	2	CONNECTOR I-PEX(2065-001R-15), 1857MM
4	1	AUX CABLE DIA. 1.13MM SINGLE ENDED COAXIAL LOW LOSS CABLE (COLOR: WHITE)
3	1	MAIN CABLE DIA. 1.13MM SINGLE ENDED COAXIAL LOW LOSS CABLE (COLOR: BLACK)
2	1	MANAGER FPC FPC+TESA6810
1	1	HOLDER (L)74*(W)4.8*(D)4.7mm

客戶資訊

CUSTOMER: P/N 14008-05440000 LUXSHARE-ICT

APPD: ANDERSON TITLE: T3304GL_WFL_ANTENNA_ASSY

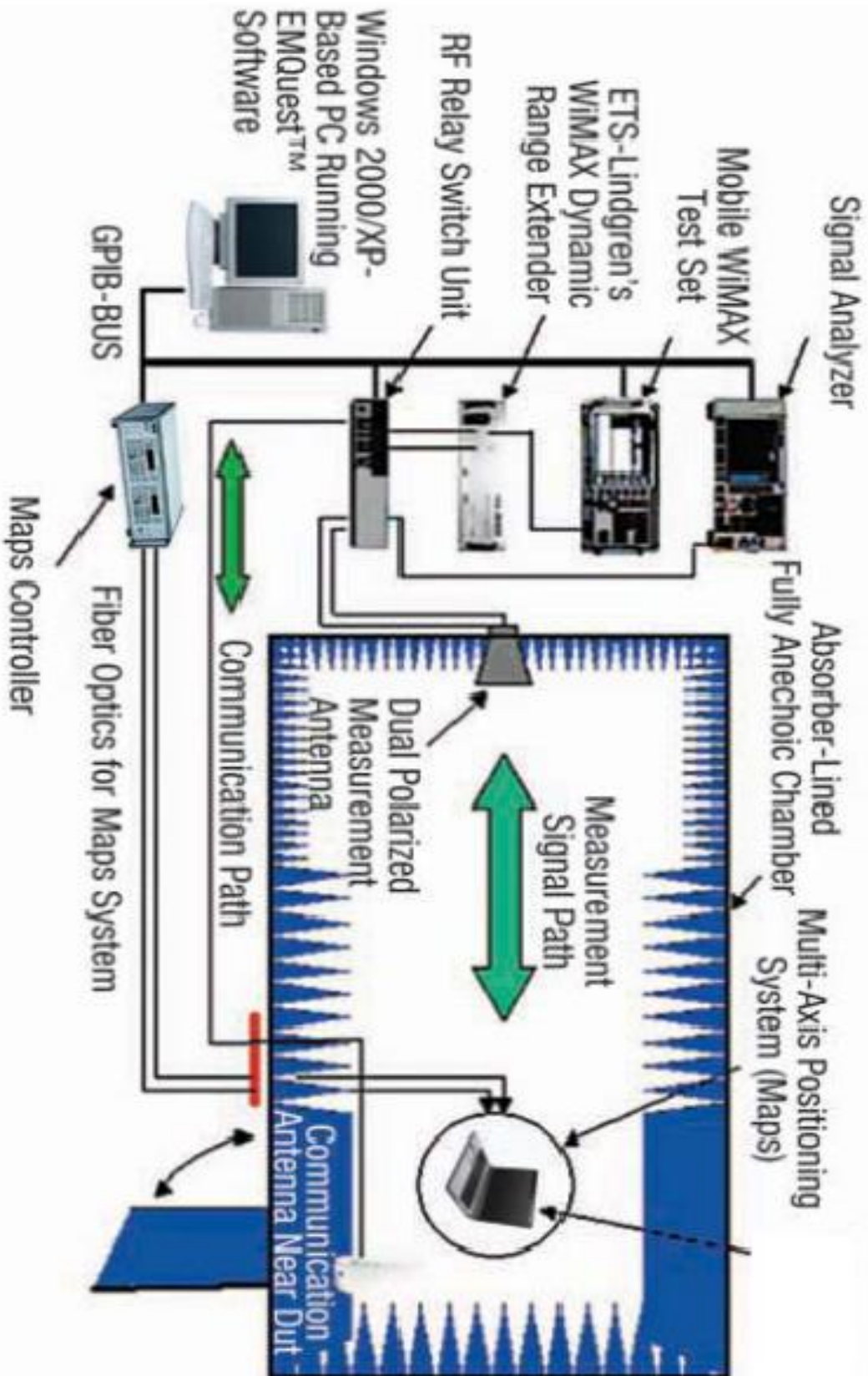
CHKD: DAWI PART NO: LA2RF435-05-H

DRWN: DAWI SCALE: 1/1 SHEET: 1/1 SIZE: A4 REV: 1/1

Description


Specifications

Antennas Type	PIFA Antenna for WLAN 802.11 a/b/g/ax application	
Connector Type	I-PEX Connector for 1.13 cable	
Cable Type	LOW LOSS 1.13 RF Cable	
Impedance	50Ω	
Polarization	Linear	
Radiation pattern	Omni-directional	
Frequency Range	WLAN 802.11b/g	2.40~2.50 GHz
	WLAN 802.11a	5.15~5.85 GHz
	WLAN 802.11ax (Wi-Fi 6E)	5.925~7.125GHz
VSWR	WLAN 802.11b/g	5.00 Max
	WLAN 802.11a,ax	
Peak gain	WLAN 802.11b/g	Aux : 2.97 dBi
	WLAN 802.11a	Aux : 1.67 dBi
	WLAN 802.11ax (Wi-Fi 6E)	Aux : 1.14 dBi
Cable Loss	WLAN 802.11 b/g	Aux : 0.43 dB
	WLAN 802.11 a	Aux : 0.66 dB
	WLAN 802.11ax (Wi-Fi 6E)	Aux : 0.71 dB
Cable length/Color	Aux : 176mm	Aux : White



Description

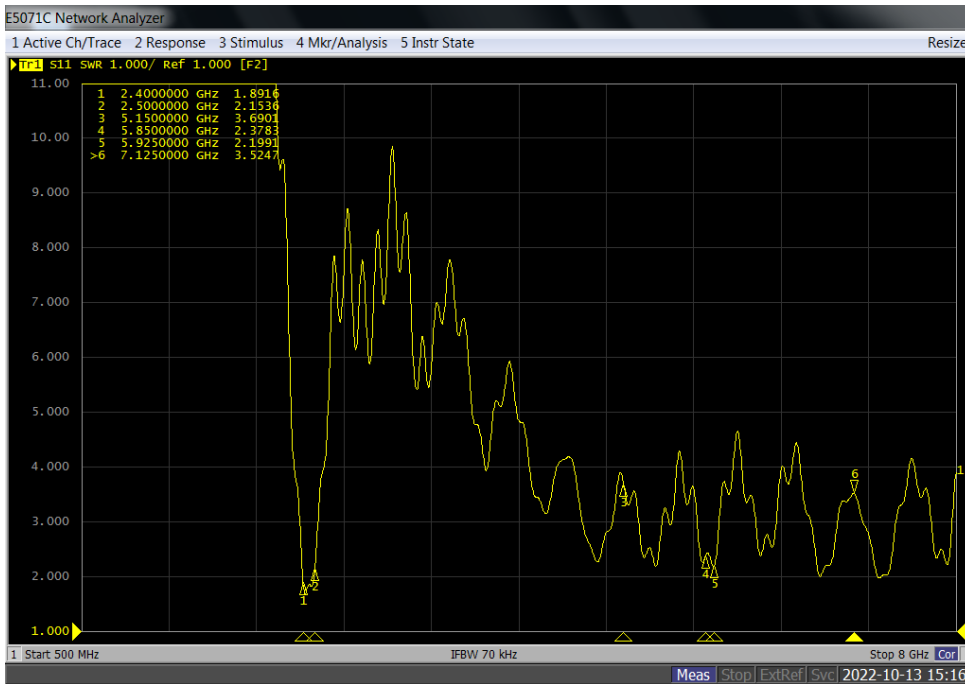
WLAN Aux Picture



Performance Data

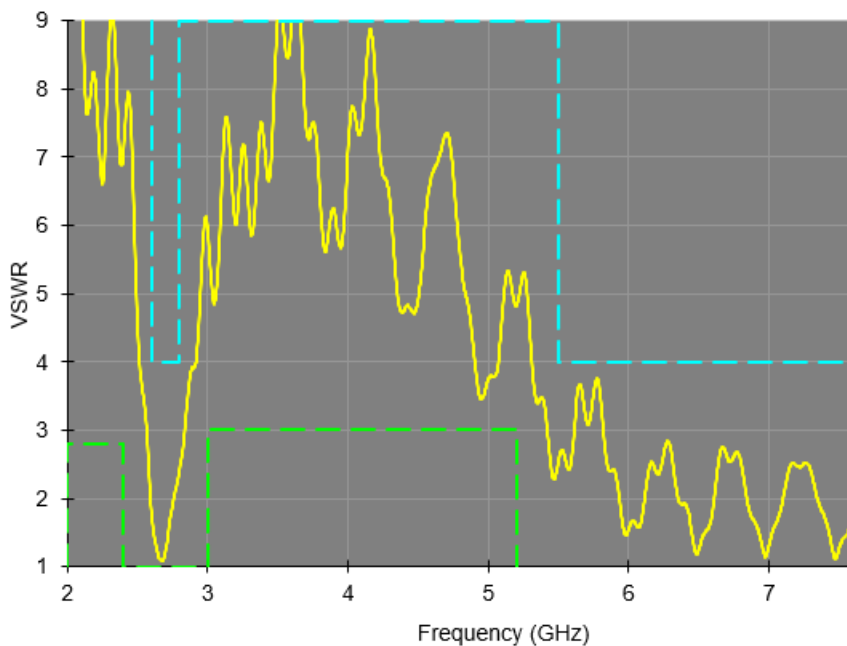
5. VSWR

WLAN Aux



2.SPEC

VSWR WLAN Aux



Spec:

2.0~ 2.4 GHz > 2.8

2.6 ~ 2.8 GHz < 4

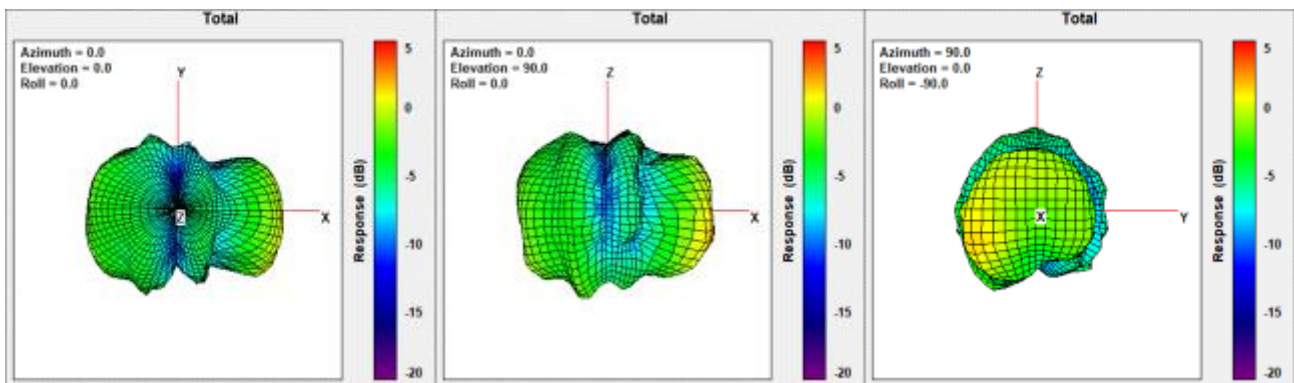
3.0 ~ 5.2 GHz > 3

5.5~ 8.0 GHz < 4

WLAN Aux

Radiation pattern open mode

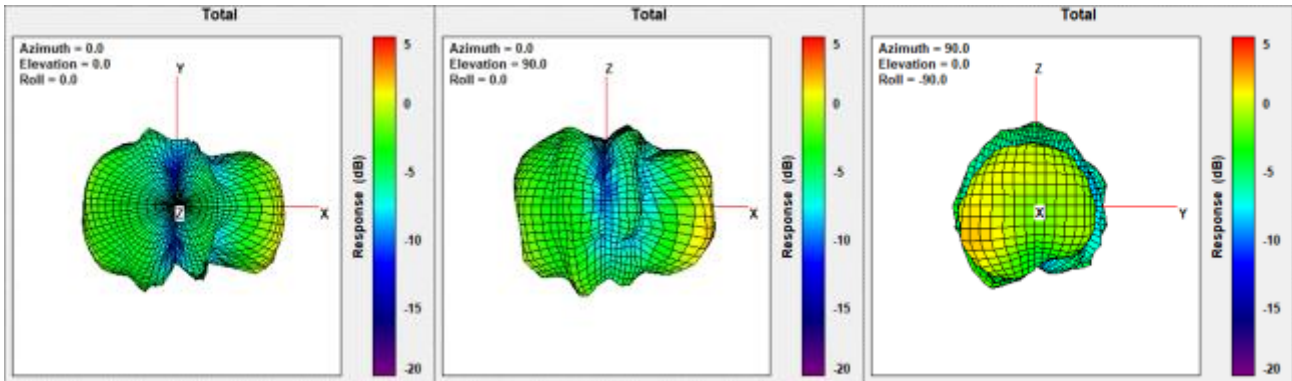
Antenna: 2400MHz



Center Frequency	2400 MHz
Three-dimensional (dBi) peak	1.83

Radiation pattern open mode

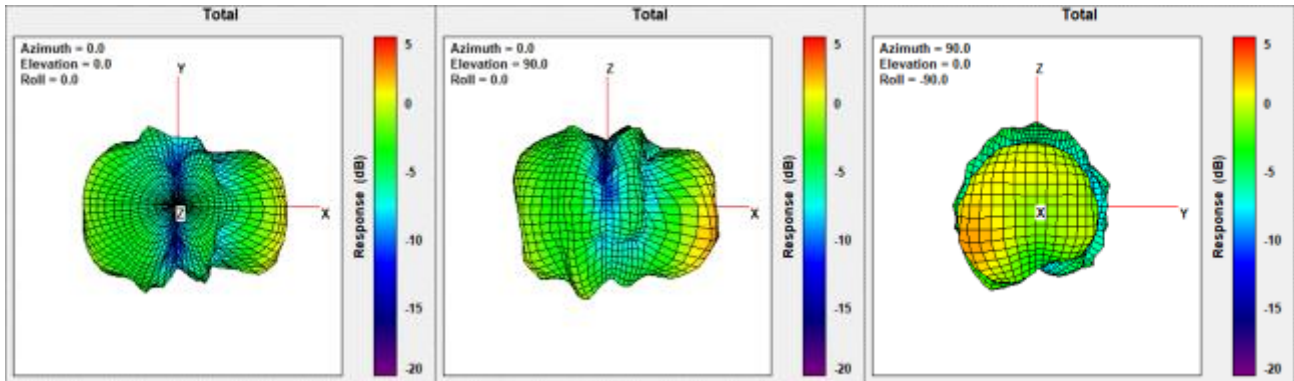
Antenna: 2412MHz



Center Frequency	2412 MHz
Three-dimensional (dBi) peak	2.16

Radiation pattern open mode

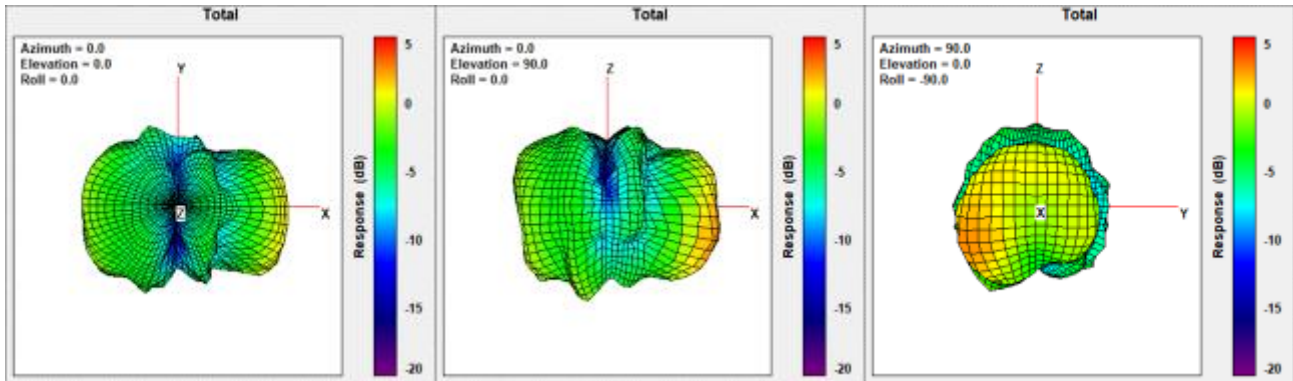
Antenna: 2437MHz



Center Frequency	2437 MHz
Three-dimensional (dBi) peak	2.90

Radiation pattern open mode

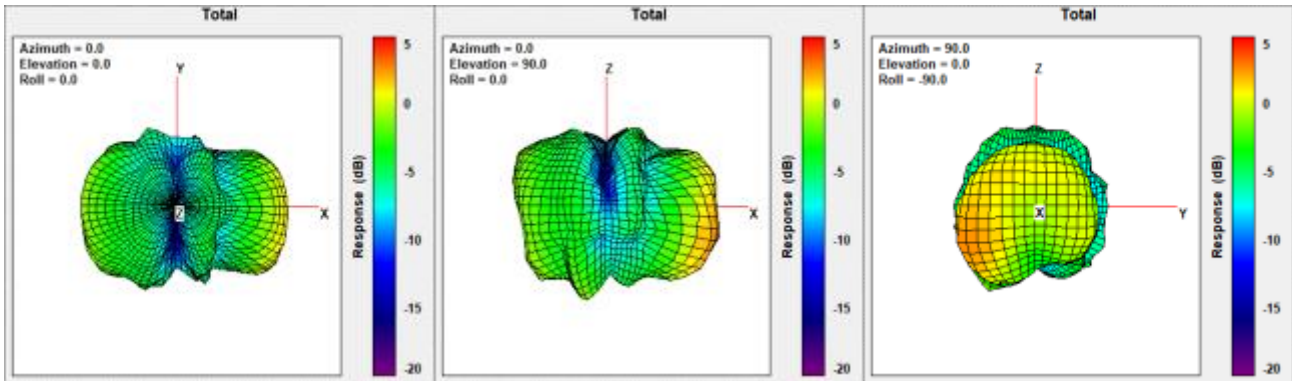
Antenna: 2450MHz



Center Frequency	2450 MHz
Three-dimensional (dBi) peak	2.92

Radiation pattern open mode

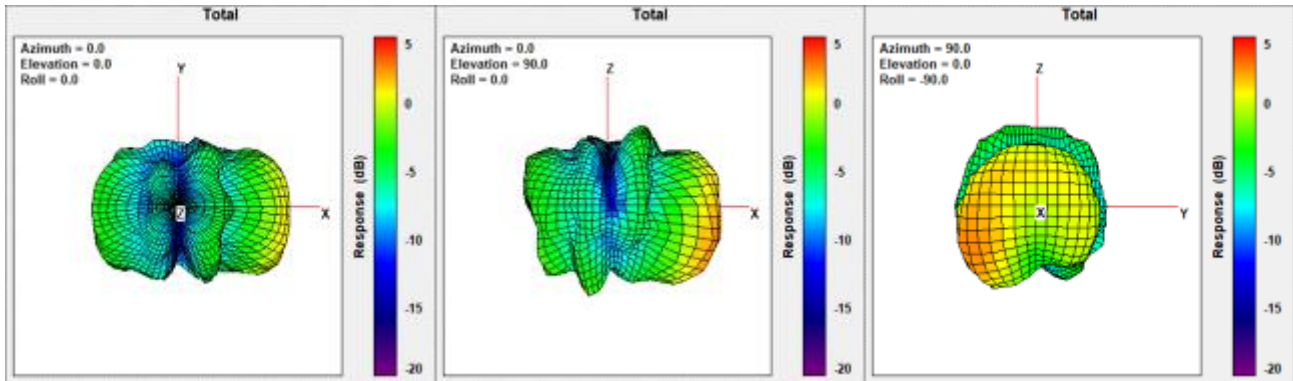
Antenna: 2462MHz



Center Frequency	2462 MHz
Three-dimensional (dBi) peak	2.95

Radiation pattern open mode

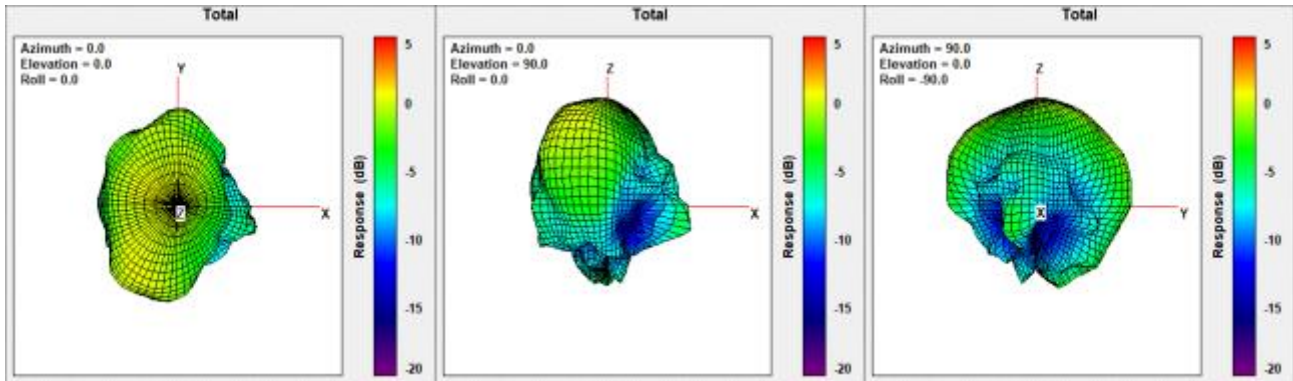
Antenna: 2500MHz



Center Frequency	2500 MHz
Three-dimensional (dBi) peak	2.97

Radiation pattern open mode

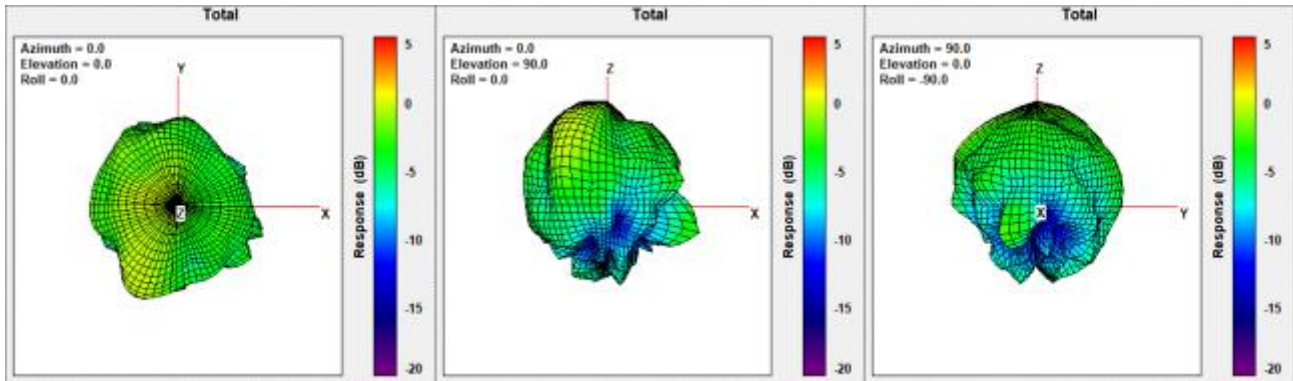
Antenna: 5150MHz



Center Frequency	5150 MHz
Three-dimensional (dBi) peak	0.84

Radiation pattern open mode

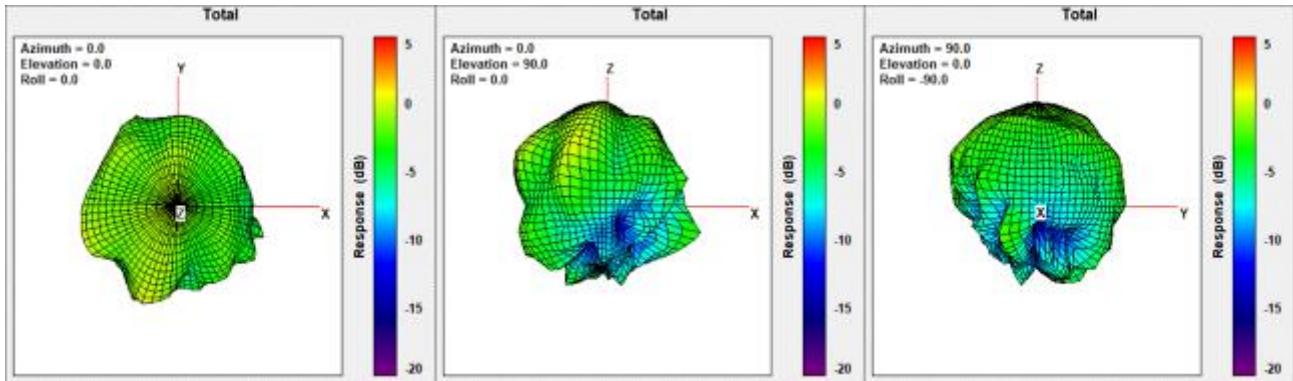
Antenna: 5250MHz



Center Frequency	5250 MHz
Three-dimensional (dBi) peak	0.40

Radiation pattern open mode

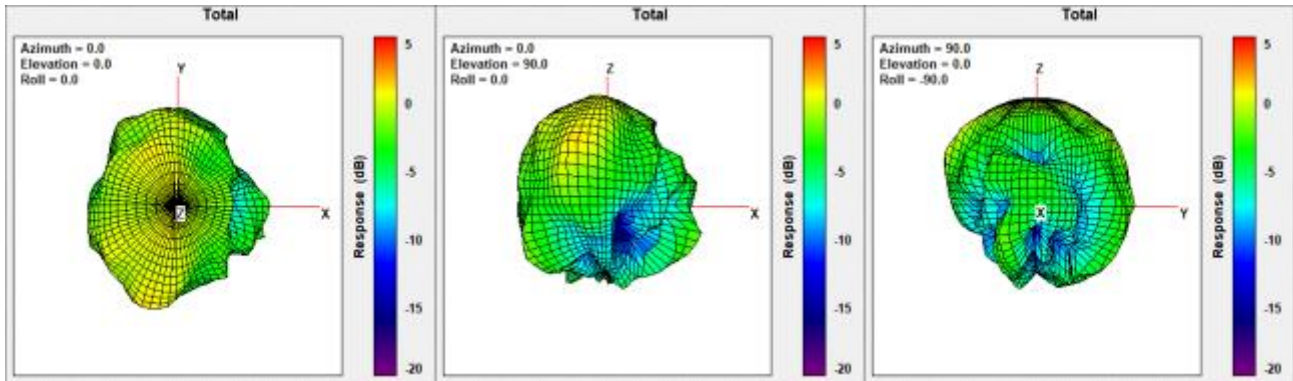
Antenna: 5350MHz



Center Frequency	5350 MHz
Three-dimensional (dBi) peak	1.00

Radiation pattern open mode

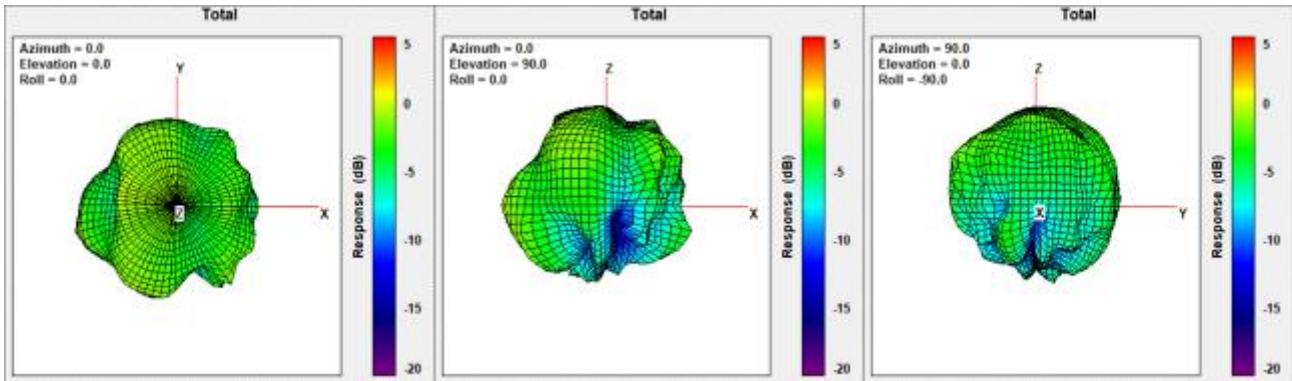
Antenna: 5470MHz



Center Frequency	5470 MHz
Three-dimensional (dBi) peak	1.67

Radiation pattern open mode

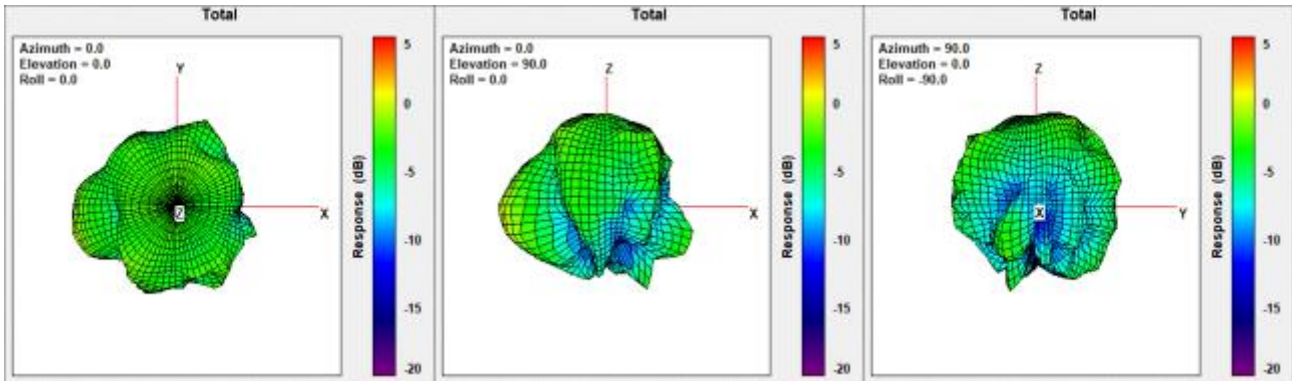
Antenna: 5600MHz



Center Frequency	5600 MHz
Three-dimensional (dBi) peak	-0.16

Radiation pattern open mode

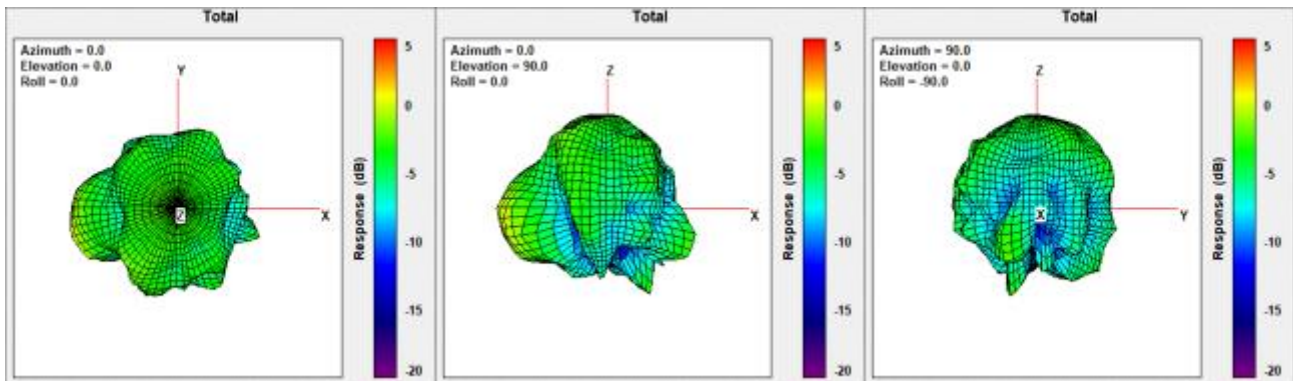
Antenna: 5725MHz



Center Frequency	5725 MHz
Three-dimensional (dBi) peak	0.40

Radiation pattern open mode

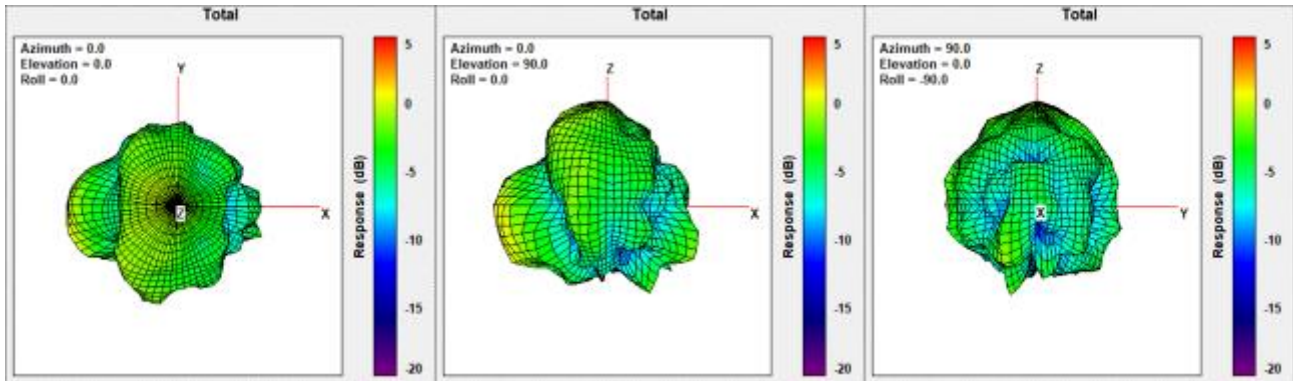
Antenna: 5780MHz



Center Frequency	5780 MHz
Three-dimensional (dBi) peak	0.81

Radiation pattern open mode

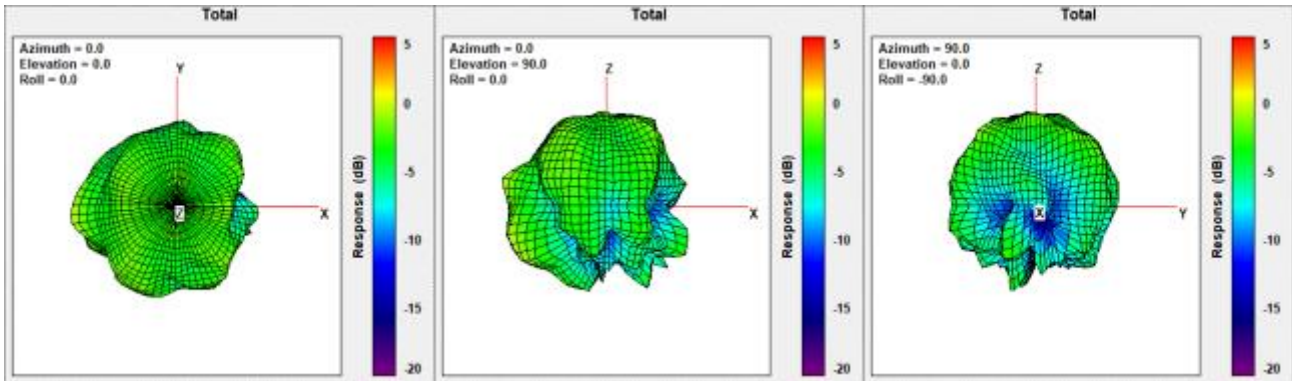
Antenna: 5850MHz



Center Frequency	5850 MHz
Three-dimensional (dBi) peak	1.39

Radiation pattern open mode

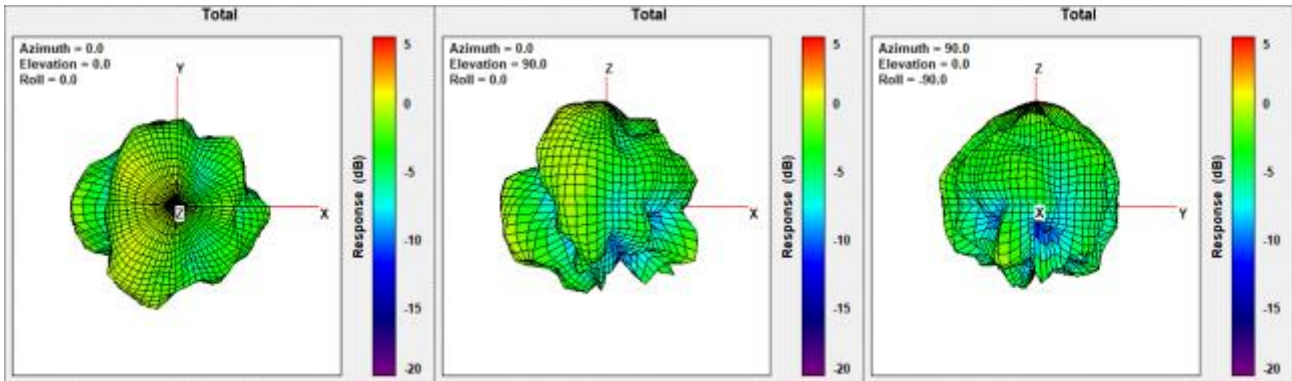
Antenna: 5895MHz



Center Frequency	5895 MHz
Three-dimensional (dBi) peak	1.06

Radiation pattern open mode

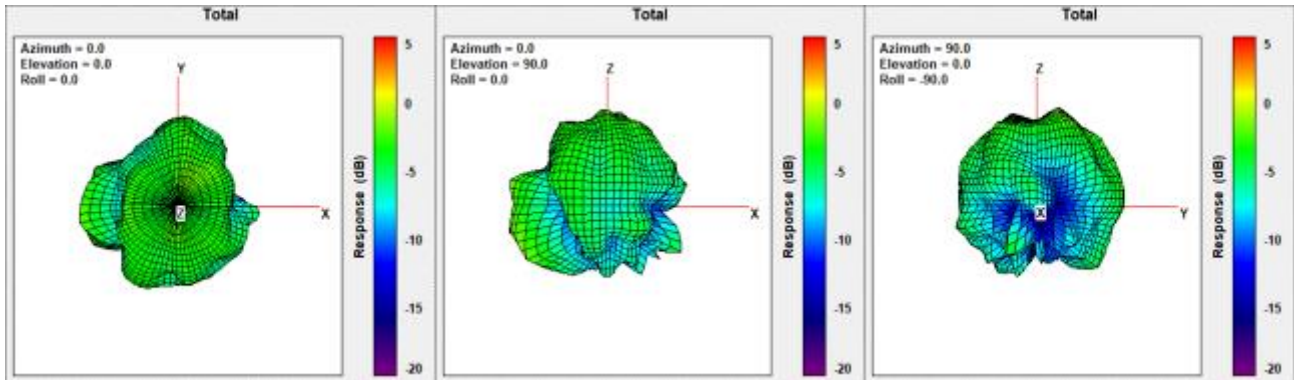
Antenna: 5925MHz



Center Frequency	5925 MHz
Three-dimensional (dBi) peak	0.84

Radiation pattern open mode

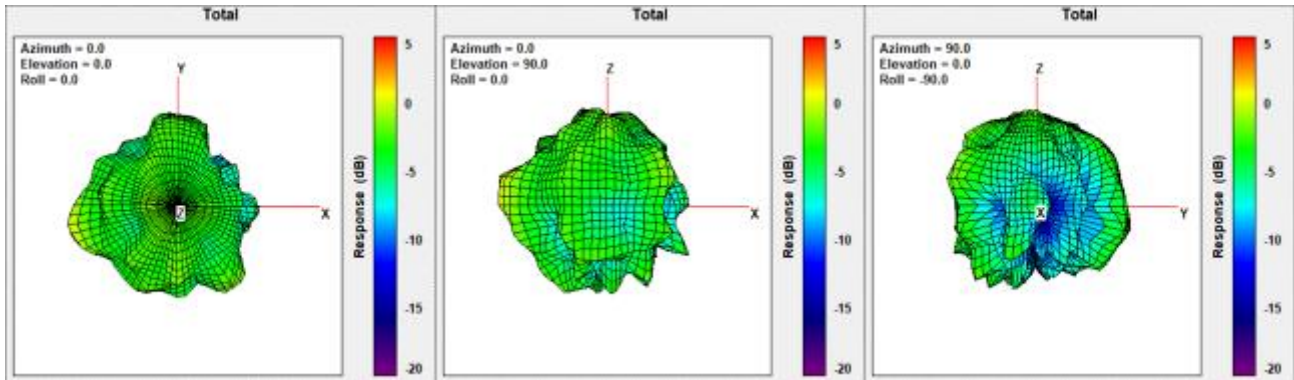
Antenna: 6125MHz



Center Frequency	6125 MHz
Three-dimensional (dBi) peak	-0.51

Radiation pattern open mode

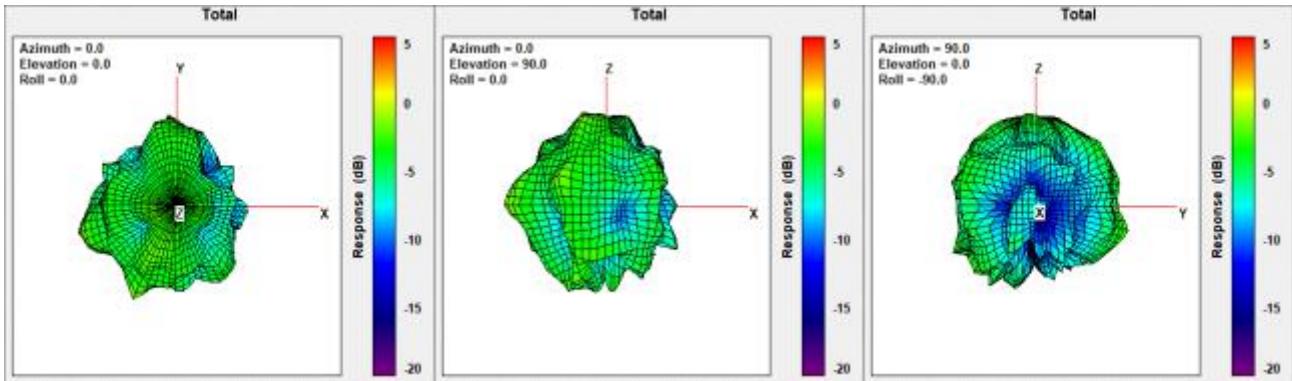
Antenna: 6425MHz



Center Frequency	6425 MHz
Three-dimensional (dBi) peak	1.10

Radiation pattern open mode

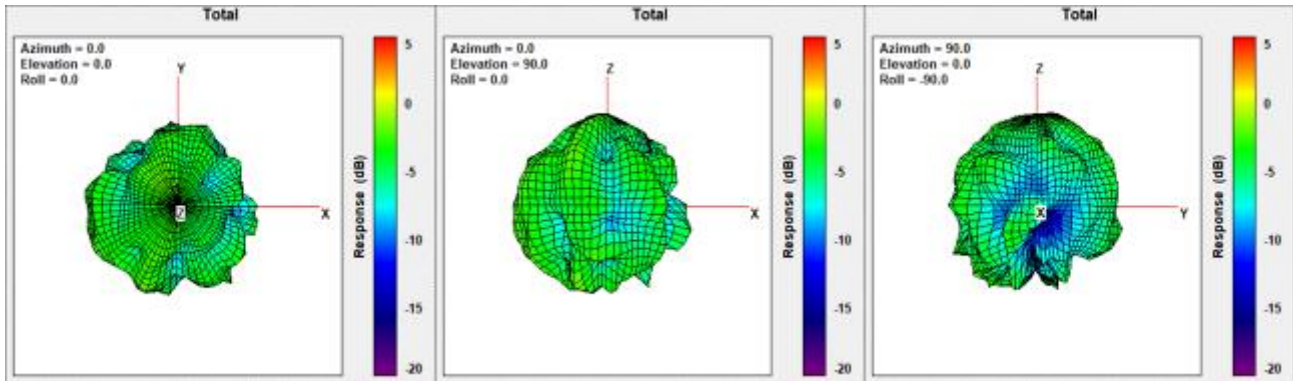
Antenna: 6525MHz



Center Frequency	6525 MHz
Three-dimensional (dBi) peak	-0.19

Radiation pattern open mode

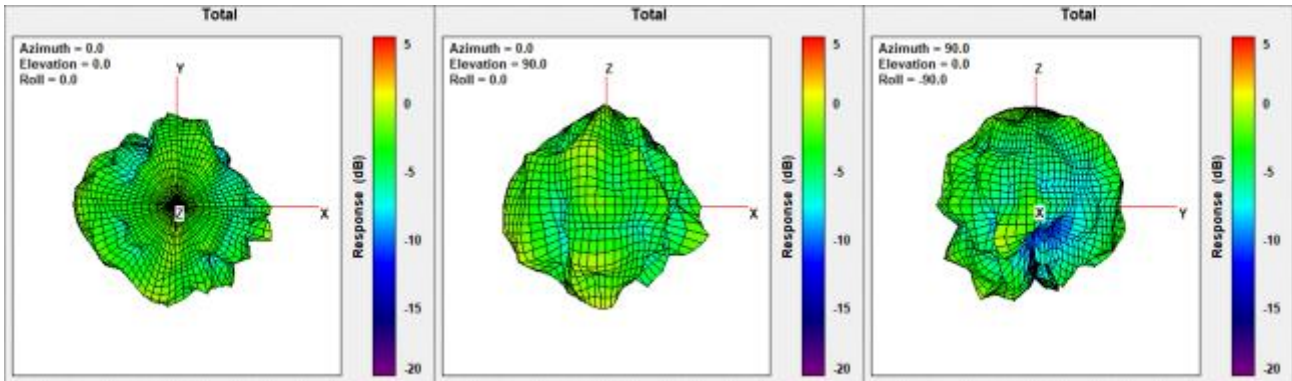
Antenna: 6725MHz



Center Frequency	6725 MHz
Three-dimensional (dBi) peak	-0.01

Radiation pattern open mode

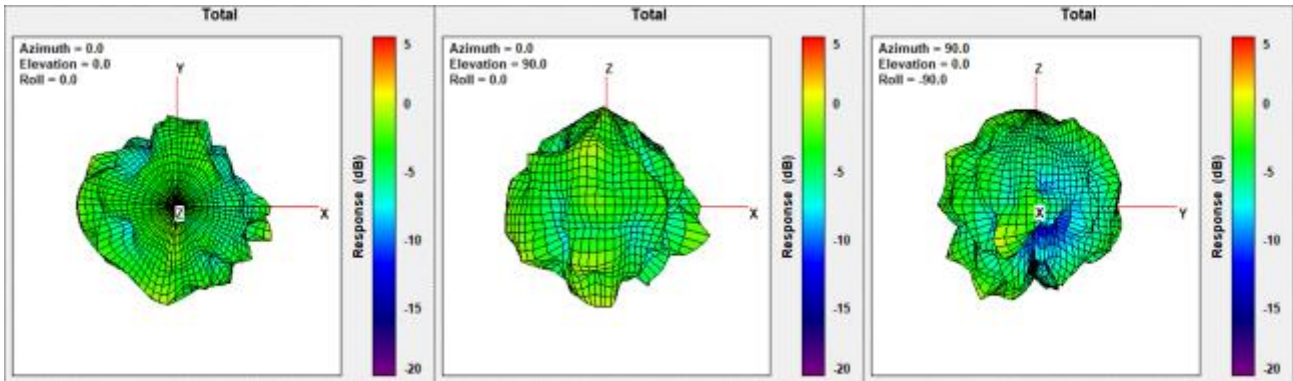
Antenna: 6875MHz



Center Frequency	6875 MHz
Three-dimensional (dBi) peak	0.94

Radiation pattern open mode

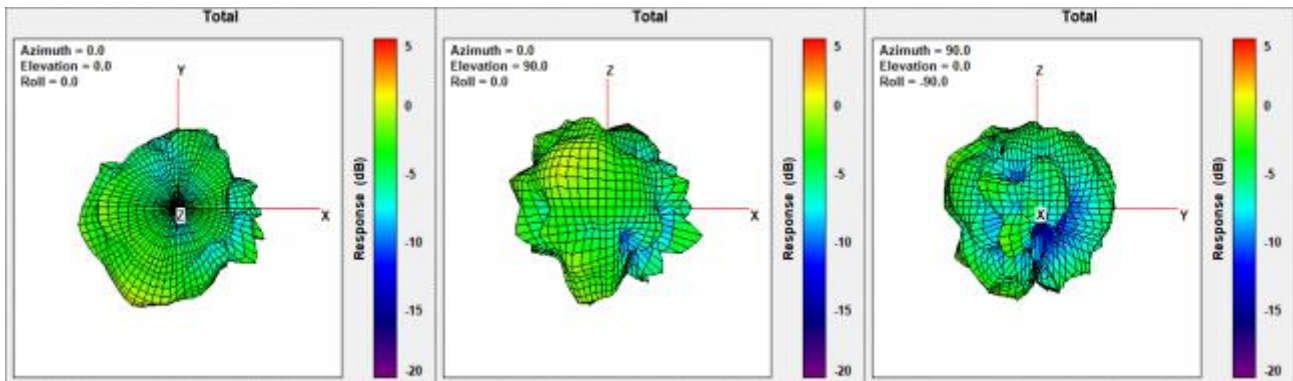
Antenna: 6925MHz



Center Frequency	6925 MHz
Three-dimensional (dBi) peak	1.14

Radiation pattern open mode

Antenna: 7125MHz





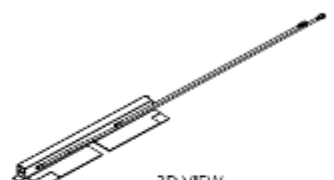
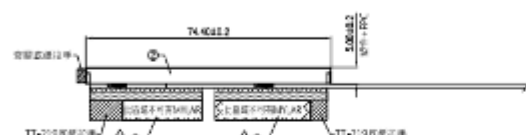
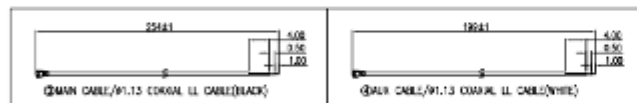
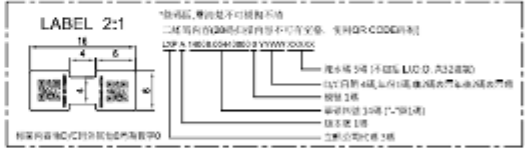
Center Frequency	7125 MHz
Three-dimensional (dBi) peak	0.56

WLAN Aux

Frequency (MHz)	3D Peak Gain Total (dBi)	3D Gain Efficiency (%)	Cable Loss Loss (dB)
2400	1.83	35.62	0.42
2412	2.16	38.15	0.42
2437	2.90	41.29	0.43
2450	2.92	41.43	0.43
2462	2.95	41.67	0.43
2500	2.97	36.63	0.43
5150	0.84	33.88	0.64
5250	0.40	32.78	0.65
5350	1.00	39.06	0.65
5470	1.67	46.57	0.66
5600	-0.16	38.37	0.67
5725	0.40	34.86	0.67
5780	0.81	33.42	0.67
5850	1.39	39.59	0.68
5895	1.06	41.85	0.68
5925	0.84	43.36	0.68
6125	-0.51	29.17	0.69
6425	1.10	37.89	0.70
6525	-0.19	29.04	0.70
6725	-0.01	32.30	0.70
6875	0.94	42.52	0.70
6925	1.14	39.17	0.71
7125	0.56	33.39	0.71

Assembly Drawing

WLAN Aux

1	2	3	4	5	6	7	8																																																																		
RoHS + HF 					<table border="1" style="width: 100%; border-collapse: collapse;"> <thead> <tr> <th>REV</th> <th>DESCRIPTION</th> <th>DESIGN</th> <th>DATE</th> </tr> </thead> <tbody> <tr> <td>X1</td> <td>NEW DRAWING</td> <td>DAWI</td> <td>2022.08.23</td> </tr> <tr> <td>X2</td> <td>UPDATE DRAWING</td> <td>DAWI</td> <td>2022.08.26</td> </tr> <tr> <td>X3</td> <td>MODIFY DIMENSIONS</td> <td>DAWI</td> <td>2022.09.16</td> </tr> <tr> <td>X4</td> <td>ADD HEAT SHRINKING TUBE & CU FOIL</td> <td>DAWI</td> <td>2022.10.11</td> </tr> <tr> <td>X5</td> <td>UPDATE DRAWING</td> <td>DAWI</td> <td>2022.10.12</td> </tr> </tbody> </table>			REV	DESCRIPTION	DESIGN	DATE	X1	NEW DRAWING	DAWI	2022.08.23	X2	UPDATE DRAWING	DAWI	2022.08.26	X3	MODIFY DIMENSIONS	DAWI	2022.09.16	X4	ADD HEAT SHRINKING TUBE & CU FOIL	DAWI	2022.10.11	X5	UPDATE DRAWING	DAWI	2022.10.12																																										
REV	DESCRIPTION	DESIGN	DATE																																																																						
X1	NEW DRAWING	DAWI	2022.08.23																																																																						
X2	UPDATE DRAWING	DAWI	2022.08.26																																																																						
X3	MODIFY DIMENSIONS	DAWI	2022.09.16																																																																						
X4	ADD HEAT SHRINKING TUBE & CU FOIL	DAWI	2022.10.11																																																																						
X5	UPDATE DRAWING	DAWI	2022.10.12																																																																						
A																																																																									
B																																																																									
C																																																																									
						<p>規格:</p> <ol style="list-style-type: none"> 1. 圖面標註必須100%對照以及標註↑的尺寸須做重點檢核(SPC) 2. 本圖若使用原物料及製程必須符合立訊"QW-Q-043"環境管理地真相關規定 3. 此圖品及其附圖包裝材料均其質或份量須滿足顧客面議要求: Br<900ppm, Cl<900ppm, Br+Cl<1500ppm 4. 所有有原標處務請不可超出FPC及圖件外 																																																																			
<table border="1" style="width: 100%; border-collapse: collapse;"> <thead> <tr> <th>ITEM</th> <th>QTY</th> <th>NAME</th> <th>DESCRIPTION</th> </tr> </thead> <tbody> <tr> <td>11</td> <td>---</td> <td>AUX CU FOIL</td> <td>(L)355.6*(W)6.6*(T)0.15mm, CU-FOIL+TT219+MYLAR</td> </tr> <tr> <td>10</td> <td>---</td> <td>MAIN CU FOIL</td> <td>(L)355.6*(W)6.6*(T)0.15mm, CU-FOIL+TT219+MYLAR</td> </tr> <tr> <td>9</td> <td>---</td> <td>HEAT SHRINKING TUBE</td> <td>#2.5*(T)0.12*(L)10mm, BLACK</td> </tr> <tr> <td>8</td> <td>---</td> <td>LABEL</td> <td>(L)116*(W)6mm</td> </tr> <tr> <td>7</td> <td>---</td> <td>TRANSPARENT TUBE</td> <td>L=16MM</td> </tr> <tr> <td>6</td> <td>---</td> <td>ADHESIVE TYPE</td> <td>TESA 61365, (L)37.2*(W)4.15MM, 883UMMER</td> </tr> <tr> <td>5</td> <td>---</td> <td>CONNECTOR</td> <td>I-FER(20665-001R-15), 9857MM</td> </tr> <tr> <td>4</td> <td>---</td> <td>AUX CABLE</td> <td>Ø1.13MM SINGLE ENDED COAXIAL LOW LOSS CABLE (COLOR: WHITE)</td> </tr> <tr> <td>3</td> <td>---</td> <td>MAIN CABLE</td> <td>Ø1.13MM SINGLE ENDED COAXIAL LOW LOSS CABLE (COLOR: BLACK)</td> </tr> <tr> <td>2</td> <td>---</td> <td>MANAGER FPC</td> <td>FPC+TESA6810</td> </tr> <tr> <td>1</td> <td>---</td> <td>HOLDER</td> <td>(L)74*(W)4.6*(D)0.7mm</td> </tr> </tbody> </table>								ITEM	QTY	NAME	DESCRIPTION	11	---	AUX CU FOIL	(L)355.6*(W)6.6*(T)0.15mm, CU-FOIL+TT219+MYLAR	10	---	MAIN CU FOIL	(L)355.6*(W)6.6*(T)0.15mm, CU-FOIL+TT219+MYLAR	9	---	HEAT SHRINKING TUBE	#2.5*(T)0.12*(L)10mm, BLACK	8	---	LABEL	(L)116*(W)6mm	7	---	TRANSPARENT TUBE	L=16MM	6	---	ADHESIVE TYPE	TESA 61365, (L)37.2*(W)4.15MM, 883UMMER	5	---	CONNECTOR	I-FER(20665-001R-15), 9857MM	4	---	AUX CABLE	Ø1.13MM SINGLE ENDED COAXIAL LOW LOSS CABLE (COLOR: WHITE)	3	---	MAIN CABLE	Ø1.13MM SINGLE ENDED COAXIAL LOW LOSS CABLE (COLOR: BLACK)	2	---	MANAGER FPC	FPC+TESA6810	1	---	HOLDER	(L)74*(W)4.6*(D)0.7mm	<table border="1" style="width: 100%; border-collapse: collapse;"> <tr> <td colspan="2">VOL: 14008-05440000</td> <td colspan="2">LUXSHARE-ICT</td> </tr> <tr> <td colspan="2">APPD: ANDERSON</td> <td colspan="2">TITLE: T3304GL_WFL_ANTENNA_ASSY</td> </tr> <tr> <td>CHKD: DAWI</td> <td colspan="3">PART NO: LA2RF435-05-H</td> </tr> <tr> <td>DRWN: DAWI</td> <td>SCALE: 1/1</td> <td>SHEET: 1/1</td> <td>REV: 05</td> </tr> </table>		VOL: 14008-05440000		LUXSHARE-ICT		APPD: ANDERSON		TITLE: T3304GL_WFL_ANTENNA_ASSY		CHKD: DAWI	PART NO: LA2RF435-05-H			DRWN: DAWI	SCALE: 1/1	SHEET: 1/1	REV: 05
ITEM	QTY	NAME	DESCRIPTION																																																																						
11	---	AUX CU FOIL	(L)355.6*(W)6.6*(T)0.15mm, CU-FOIL+TT219+MYLAR																																																																						
10	---	MAIN CU FOIL	(L)355.6*(W)6.6*(T)0.15mm, CU-FOIL+TT219+MYLAR																																																																						
9	---	HEAT SHRINKING TUBE	#2.5*(T)0.12*(L)10mm, BLACK																																																																						
8	---	LABEL	(L)116*(W)6mm																																																																						
7	---	TRANSPARENT TUBE	L=16MM																																																																						
6	---	ADHESIVE TYPE	TESA 61365, (L)37.2*(W)4.15MM, 883UMMER																																																																						
5	---	CONNECTOR	I-FER(20665-001R-15), 9857MM																																																																						
4	---	AUX CABLE	Ø1.13MM SINGLE ENDED COAXIAL LOW LOSS CABLE (COLOR: WHITE)																																																																						
3	---	MAIN CABLE	Ø1.13MM SINGLE ENDED COAXIAL LOW LOSS CABLE (COLOR: BLACK)																																																																						
2	---	MANAGER FPC	FPC+TESA6810																																																																						
1	---	HOLDER	(L)74*(W)4.6*(D)0.7mm																																																																						
VOL: 14008-05440000		LUXSHARE-ICT																																																																							
APPD: ANDERSON		TITLE: T3304GL_WFL_ANTENNA_ASSY																																																																							
CHKD: DAWI	PART NO: LA2RF435-05-H																																																																								
DRWN: DAWI	SCALE: 1/1	SHEET: 1/1	REV: 05																																																																						
D																																																																									
E																																																																									

