



FCC RF Test Report

APPLICANT : ASUSTeK COMPUTER INC.
EQUIPMENT : ASUS Phone(Mobile Phone)
BRAND NAME : ASUS
MODEL NAME : ASUS_AI2401_E
FCC ID : MSQAI2401
STANDARD : FCC Part 15 Subpart E §15.407
CLASSIFICATION : (NII) Unlicensed National Information Infrastructure
TEST DATE(S) : Oct. 20, 2023 ~ Dec. 28, 2023

We, Sporton International Inc. (ShenZhen), would like to declare that the tested sample has been evaluated in accordance with the test procedures and has been in compliance with the applicable technical standards.

The test results in this report apply exclusively to the tested model / sample. Without written approval of Sporton International Inc. (ShenZhen), the test report shall not be reproduced except in full.

Jason Jia

Approved by: Jason Jia



Sporton International Inc. (ShenZhen)

1/F, 2/F, Bldg 5, Shiling Industrial Zone, Xinwei Village, Xili, Nanshan, Shenzhen, 518055

People's Republic of China



TABLE OF CONTENTS

REVISION HISTORY..... 3

SUMMARY OF TEST RESULT 4

1 GENERAL DESCRIPTION 5

1.1 Applicant 5

1.2 Manufacturer..... 5

1.3 Product Feature of Equipment Under Test..... 5

1.4 Product Specification of Equipment Under Test..... 6

1.5 Modification of EUT 9

1.6 Testing Location 9

1.7 Test Software..... 10

1.8 Applicable Standards..... 10

2 TEST CONFIGURATION OF EQUIPMENT UNDER TEST 11

2.1 Carrier Frequency and Channel 11

2.2 Test Mode..... 12

2.3 Connection Diagram of Test System..... 13

2.4 Support Unit used in test configuration and system 14

2.5 EUT Operation Test Setup 14

2.6 Measurement Results Explanation Example..... 14

3 TEST RESULT..... 15

3.1 6dB and 26dB and 99% Occupied Bandwidth Measurement 15

3.2 Maximum Conducted Output Power Measurement 21

3.3 Power Spectral Density Measurement 23

3.4 Unwanted Emissions Measurement 27

3.5 AC Conducted Emission Measurement..... 32

3.6 Antenna Requirements 34

4 LIST OF MEASURING EQUIPMENT 36

5 MEASUREMENT UNCERTAINTY 37

APPENDIX A. CONDUCTED TEST RESULTS

APPENDIX B. AC CONDUCTED EMISSION TEST RESULT

APPENDIX C. RADIATED SPURIOUS EMISSION

APPENDIX D. DUTY CYCLE PLOTS

APPENDIX E. SETUP PHOTOGRAPHS



REVISION HISTORY

| REPORT NO. | VERSION | DESCRIPTION | ISSUED DATE |
|------------|---------|-------------------------|---------------|
| FR391308E | Rev. 01 | Initial issue of report | Jan. 18, 2024 |
| | | | |
| | | | |
| | | | |
| | | | |
| | | | |
| | | | |
| | | | |
| | | | |
| | | | |
| | | | |
| | | | |
| | | | |
| | | | |
| | | | |
| | | | |
| | | | |
| | | | |
| | | | |
| | | | |
| | | | |



SUMMARY OF TEST RESULT

| Report Section | FCC Rule | Description | Limit for U-NII-1/2A/2C | Limit for U-NII-3 | Result | Remark |
|----------------|--------------------|--------------------------------|-------------------------|-----------------------------|--------|------------------------------------|
| 3.1 | 2.1049 & 15.403(i) | 6dB, 26dB & 99% Bandwidth | - | 6dB Bandwidth > 500kHz | Pass | - |
| 3.2 | 15.407(a) | Maximum Conducted Output Power | ≤ 24 dBm | ≤ 30 dBm | Pass | - |
| 3.3 | 15.407(a) | Power Spectral Density | ≤ 11 dBm/MHz | ≤ 30 dBm/500kHz | Pass | - |
| 3.4 | 15.407(b) | Unwanted Emissions | 15.407(b) & 15.209(a) | 15.407(b)(4)(i) & 15.209(a) | Pass | Under limit 2.14 dB at 5351.02 MHz |
| 3.5 | 15.207 | AC Conducted Emission | 15.207(a) | 15.207(a) | Pass | Under limit 14.48 dB at 0.150 MHz |
| 3.6 | 15.203 & 15.407(a) | Antenna Requirement | 15.203 & 15.407(a) | 15.203 & 15.407(a) | Pass | - |

Conformity Assessment Condition:

- The test results (PASS/FAIL) with all measurement uncertainty excluded are presented against the regulation limits or in accordance with the requirements stipulated by the applicant/manufacturer who shall bear all the risks of non-compliance that may potentially occur if measurement uncertainty is taken into account.
- The measurement uncertainty please refer to each test result in the section "Measurement Uncertainty"

Disclaimer:

The product specifications of the EUT presented in the test report that may affect the test assessments are declared by the manufacturer who shall take full responsibility for the authenticity.



1 General Description

1.1 Applicant

ASUSTeK COMPUTER INC.

1F., No. 15, Lide Rd., Beitou Dist., Taipei City 112, Taiwan

1.2 Manufacturer

ASUSTeK COMPUTER INC.

1F., No. 15, Lide Rd., Beitou Dist., Taipei City 112, Taiwan

1.3 Product Feature of Equipment Under Test

| Product Feature | |
|-----------------|---|
| Equipment | ASUS Phone(Mobile Phone) |
| Brand Name | ASUS |
| Model Name | ASUS_AI2401_E |
| FCC ID | MSQAI2401 |
| IMEI Code | Conducted: 356313810100997/356313810101003 Conduction: 356313810100831/356313810100849 Radiation: 356313810100617/356313810100625 for SKU1 350619900100671/350619900100689 for SKU2 |
| HW Version | R2.0 |
| SW Version | Android 14 |
| EUT Stage | Identical Prototype |

Remark:

1. The above EUT's information was declared by manufacturer. Please refer to the specifications or user's manual for more detailed description.
2. There are four SKUs of EUT for this project. The differences between them are summary below, According to the difference, we evaluate SKU1 to perform full test and SKU2 is verified worse case for RSE testing.

| Sample list | | | | |
|------------------------------|--|--|--|--|
| | SKU1 | SKU2 | SKU3 | SKU4 |
| Model | ASUS_AI2401_E | ASUS_AI2401_E | ASUS_AI2401_E | ASUS_AI2401_E |
| Config. | US(Pro) | US(Entry) | US(Pro) | US(Entry) |
| RF module board | US(Pro) | US(Entry) | US(Pro) | US(Entry) |
| LCD+Touch front frame module | AI2401 FRONT CASE ASSY | AI2401 FRONT CASE ASSY | AI2401 FRONT CASE ASSY | AI2401 FRONT CASE ASSY |
| DDR | 16G(HYNIX) HYNIX / H58G76BK8HX095 | 16G(Micron) Micron / MT62F2G64D8ZA-023 WT:C | 16G(HYNIX) HYNIX / H58G76BK8HX095 | 16G(Micron) Micron / MT62F2G64D8ZA-023 WT:C |
| UFS | 1TB(Samsung) Samsung / KLUGGARHHD-B0G1 | 512G(HYNIX) (UFS4.0) HYNIX / HN8T274EJKX130 | 1TB(Samsung) Samsung / KLUGGARHHD-B0G1 | 512G(HYNIX) (UFS4.0) HYNIX / HN8T274EJKX130 |
| MB | AI2401_MB | AI2401_MB | AI2401_MB | AI2401_MB |



| | | | | |
|---------------------------|---------------------------|---------------------------|---------------------------|---------------------------|
| Back cover SKU | WW Pro(Mini LED) | WW Entry(LGF) | WW Pro(Mini LED) | WW Entry(LGF) |
| Battery | SCUD / C21P2301 | SCUD / C21P2301 | SCUD / C21P2301 | SCUD / C21P2301 |
| Main 50+13M | SHINETECH / DDN03B | RAYPRUS / CASDJ-000A | RAYPRUS / CASDJ-000A | SHINETECH / DDN03B |
| Tele 32M | Kunshan Q-TECH / C3HS01 | SHINETECH / DHG01B | SHINETECH / DHG01B | Kunshan Q-TECH / C3HS01 |
| Front 32M | TSPRECISION / TVHF3046 | RAYPRUS / CASG-000A | RAYPRUS / CASG-000A | TSPRECISION / TVHF3046 |
| PCB | COMPEQ | COMPEQ | COMPEQ | COMPEQ |
| CPU | QUALCOMM SM-8650 MPSP1629 | QUALCOMM SM-8650 MPSP1629 | QUALCOMM SM-8650 MPSP1629 | QUALCOMM SM-8650 MPSP1629 |
| WPC antenna | ASAP | INPAQ | INPAQ | ASAP |
| NFC antenna | ASAP | INPAQ | INPAQ | ASAP |
| WWAN/WLAN /BT/GPS antenna | INPAQ | ASAP | ASAP | INPAQ |

1.4 Product Specification of Equipment Under Test

| Standards-related Product Specification | |
|---|--|
| Tx/Rx Frequency Range | 5180 MHz ~ 5240 MHz; 5260 MHz ~ 5320 MHz 5500 MHz ~ 5700 MHz; 5745 MHz ~ 5825 MHz |
| Maximum Output Power to Antenna | <p><MIMO Ant.5+4>:</p> <p><5180 MHz ~ 5240 MHz> 802.11a : 22.18 dBm / 0.1652 W 802.11be EHT20: 22.73 dBm / 0.1875 W 802.11be EHT40: 20.77 dBm / 0.1194 W 802.11be EHT80: 18.98 dBm / 0.0791 W 802.11be EHT160: 18.01 dBm / 0.0632 W</p> <p><5260 MHz ~ 5320 MHz> 802.11a : 22.50 dBm / 0.1778 W 802.11be EHT20: 23.11 dBm / 0.2046 W 802.11be EHT40: 20.83 dBm / 0.1211 W 802.11be EHT80: 18.58 dBm / 0.0721 W</p> <p><5500 MHz ~ 5700 MHz > 802.11a : 22.42 dBm / 0.1746 W 802.11be EHT20: 22.96 dBm / 0.1977 W 802.11be EHT40: 23.31 dBm / 0.2143 W 802.11be EHT80: 18.67 dBm / 0.0736 W</p> <p><5745 MHz ~ 5825 MHz> 802.11a : 24.09 dBm / 0.2564 W 802.11be EHT20: 24.11 dBm / 0.2576 W 802.11be EHT40: 21.17 dBm / 0.1309 W 802.11be EHT80: 20.49 dBm / 0.1119 W</p> <p><MIMO Ant.5+6>:</p> <p><5180 MHz ~ 5240 MHz> 802.11a : 22.03 dBm / 0.1596 W 802.11be EHT20: 22.81 dBm / 0.1910 W 802.11be EHT40: 19.52 dBm / 0.0895 W 802.11be EHT80: 17.81 dBm / 0.0604 W 802.11be EHT160: 17.01 dBm / 0.0502 W</p> <p><5260 MHz ~ 5320 MHz> 802.11a : 22.00 dBm / 0.1585 W 802.11be EHT20: 23.03 dBm / 0.2009 W</p> |



| | |
|--------------------------------------|---|
| | <p>802.11be EHT40: 19.99 dBm / 0.0998 W 802.11be EHT80: 17.95 dBm / 0.0624 W <5500 MHz ~ 5700 MHz > 802.11a : 21.91 dBm / 0.1552 W 802.11be EHT20: 22.57 dBm / 0.1807 W 802.11be EHT40: 20.83 dBm / 0.1211 W 802.11be EHT80: 18.11 dBm / 0.0647 W <5745 MHz ~ 5825 MHz > 802.11a : 23.24 dBm / 0.2109 W 802.11be EHT20: 23.20 dBm / 0.2089 W 802.11be EHT40: 20.88 dBm / 0.1225 W 802.11be EHT80: 20.35 dBm / 0.1084 W</p> |
| <p>99% Occupied Bandwidth</p> | <p><5180 MHz ~ 5240 MHz > 802.11a : 17.53 MHz 802.11be EHT20 : 19.28 MHz 802.11be EHT40 : 38.36 MHz 802.11be EHT80 : 78.04 MHz 802.11be EHT160: 157.76 MHz <5260 MHz ~ 5320 MHz > 802.11a : 17.48 MHz 802.11be EHT20 : 19.28 MHz 802.11be EHT40 : 38.36 MHz 802.11be EHT80 : 79.72 MHz <5500 MHz ~ 5700 MHz > 802.11a : 17.48 MHz 802.11be EHT20 : 19.48 MHz 802.11be EHT40 : 38.46 MHz 802.11be EHT80 : 78.16 MHz <5745 MHz ~ 5825 MHz > 802.11a : 18.38 MHz 802.11be EHT20 : 19.53 MHz 802.11be EHT40 : 38.26 MHz 802.11be EHT80 : 78.28 MHz</p> |
| <p>Antenna Type / Gain</p> | <p><5180 MHz ~ 5240 MHz > <Ant. 4> : PIFA Antenna with gain -4.21 dBi <Ant. 5> : PIFA Antenna with gain -3.14 dBi <Ant. 6> : PIFA Antenna with gain -2.76 dBi <5260 MHz ~ 5320 MHz > <Ant. 4> : PIFA Antenna with gain -3.28 dBi <Ant. 5> : PIFA Antenna with gain -1.23 dBi <Ant. 6> : PIFA Antenna with gain -3.06 dBi <5500 MHz ~ 5700 MHz > <Ant. 4> : PIFA Antenna with gain -3.73 dBi <Ant. 5> : PIFA Antenna with gain -1.51 dBi <Ant. 6> : PIFA Antenna with gain -2.46 dBi <5745 MHz ~ 5825 MHz > <Ant. 4> : PIFA Antenna with gain -2.05 dBi <Ant. 5> : PIFA Antenna with gain -1.05 dBi <Ant. 6> : PIFA Antenna with gain -2.46 dBi</p> |
| <p>Type of Modulation</p> | <p>802.11a/n : OFDM (BPSK / QPSK / 16QAM / 64QAM) 802.11ac/ax : OFDM (BPSK / QPSK / 16QAM / 64QAM / 256QAM / 1024QAM) 802.11be : OFDM (BPSK / QPSK / 16QAM / 64QAM / 256QAM / 1024QAM / 4096QAM)</p> |

Note:



1. WLAN operation in 5600 MHz ~ 5650 MHz is notched.
2. The device support WIFI MIMO CDD mode.
3. For WLAN SISO & MIMO mode, the whole testing assess MIMO mode to cover SISO mode.
4. The device supports WLAN MIMO Ant.5+4 for normal mode and switch to MIMO Ant.5+6 for camera mode.
5. For 802.11n/ac/ax/be mode, the 11n/ac/ax power will set less than 11be power, thus the whole testing has assessed only 802.11be EHT20 / EHT40 / EHT80 / EHT160MHz by referring to the higher output power.
6. 802.11ax/be support full RU tone and partial RU tone, both full RU and partial RU-left (for low CH) and partial RU-right (for high CH) are tested for conducted power/PSD in appendix A, all the other test case were performed with full RU with its maximum power/PSD.
7. 802.11be support small size RU, Large size RU and Puncturing modes as below, which is less than full RU conducted power, therefore these partial RU only assess Power Density/RSE.

<Small size RU 52+26 Tone>:

| Bandwidth | Tones | | Index | | For test modes configure |
|-----------|-------|----|-------|----|--------------------------|
| 20MHz | 26 | 52 | 1 | 38 | 1 |
| 20MHz | 52 | 26 | 38 | 4 | 2 |
| 20MHz | 52 | 26 | 39 | 7 | 3 |

<Small size RU 106+26 Tone>:

| Bandwidth | Tones | | Index | | For test modes configure |
|-----------|-------|-----|-------|----|--------------------------|
| 20MHz | 106 | 26 | 53 | 4 | 1 |
| 20MHz | 26 | 106 | 4 | 54 | 2 |

<Large size RU 484+242 tone> & <80M BW Puncturing 20MHz>:

| Bandwidth | Tones | | Index | | For test modes configure |
|-----------|-------|-----|-------|----|--------------------------|
| 80MHz | 242 | 484 | 62 | 66 | 1 |
| 80MHz | 242 | 484 | 61 | 66 | 2 |
| 80MHz | 484 | 242 | 65 | 64 | 3 |
| 80MHz | 484 | 242 | 65 | 63 | 4 |

<Large size RU 996+484 tone> & <160M BW Puncturing 40MHz>:

| Bandwidth | Tones | | Index | | For test modes configure |
|-----------|----------|-----------|---------|----------|--------------------------|
| 160MHz | 484-Left | 996-Right | 66-Left | 67-Right | 1 |
| 160MHz | 484-Left | 996-Right | 65-Left | 67-Right | 2 |
| 160MHz | 996-Left | 484-Right | 67-Left | 66-Right | 3 |
| 160MHz | 996-Left | 484-Right | 67-Left | 65-Right | 4 |



<Large size RU 996+484+242 tone> & <160M BW Puncturing 20MHz>:

| Bandwidth | Tones | | | Index | | | For test modes configure |
|-----------|----------|-----------|-----------|---------|----------|----------|--------------------------|
| 160MHz | 242-Left | 484-Left | 996-Right | 62-Left | 66-Left | 67-Right | 1 |
| 160MHz | 242-Left | 484-Left | 996-Right | 61-Left | 66-Left | 67-Right | 2 |
| 160MHz | 484-Left | 242-Left | 996-Right | 65-Left | 64-Left | 67-Right | 3 |
| 160MHz | 484-Left | 242-Left | 996-Right | 65-Left | 63-Left | 67-Right | 4 |
| 160MHz | 996-Left | 242-Right | 484-Right | 67-Left | 62-Right | 66-Right | 5 |
| 160MHz | 996-Left | 242-Right | 484-Right | 67-Left | 61-Right | 66-Right | 6 |
| 160MHz | 996-Left | 484-Right | 242-Right | 67-Left | 65-Right | 64-Right | 7 |
| 160MHz | 996-Left | 484-Right | 242-Right | 67-Left | 65-Right | 63-Right | 8 |

Only the worse cases are shown in this report.

1.5 Modification of EUT

No modifications are made to the EUT during all test items.

1.6 Testing Location

Sporton International Inc. (ShenZhen) is accredited to ISO/IEC 17025:2017 by American Association for Laboratory Accreditation with Certificate Number 5145.01.

| | | | |
|---------------------------|---|----------------------------|---------------------------------------|
| Test Firm | Sporton International Inc. (ShenZhen) | | |
| Test Site Location | 1/F, 2/F, Bldg 5, Shiling Industrial Zone, Xinwei Village, Xili, Nanshan, Shenzhen, 518055 People's Republic of China TEL: +86-755-86379589 FAX: +86-755-86379595 | | |
| Test Site No. | Sporton Site No. | FCC Designation No. | FCC Test Firm Registration No. |
| | CO01-SZ TH01-SZ | CN1256 | 421272 |

| | | | |
|---------------------------|---|----------------------------|---------------------------------------|
| Test Firm | Sporton International Inc. (ShenZhen) | | |
| Test Site Location | 101, 1st Floor, Block B, Building 1, No. 2, Tengfeng 4th Road, Fenghuang Community, Fuyong Street, Baoan District, Shenzhen City, Guangdong Province 518103 People's Republic of China TEL: +86-755-86066985 | | |
| Test Site No. | Sporton Site No. | FCC Designation No. | FCC Test Firm Registration No. |
| | 03CH01-SZ | CN1256 | 421272 |



1.7 Test Software

| Item | Site | Manufacturer | Name | Version |
|------|-----------|--------------|------|-------------|
| 1. | 03CH01-SZ | AUDIX | E3 | 6.2009-8-24 |
| 2. | CO01-SZ | AUDIX | E3 | 6.120613b |

1.8 Applicable Standards

According to the specifications of the manufacturer, the EUT must comply with the requirements of the following standards:

- ♦ 47 CFR Part 15 Subpart E
- ♦ FCC KDB 789033 D02 General UNII Test Procedures New Rules v02r01.
- ♦ FCC KDB 662911 D01 Multiple Transmitter Output v02r01.
- ♦ ANSI C63.10-2013

Remark:

1. All test items were verified and recorded according to the standards and without any deviation during the test.
2. This EUT has also been tested and complied with the requirements of FCC Part 15, Subpart B, recorded in a separate test report.



2 Test Configuration of Equipment Under Test

- a. The EUT has been associated with peripherals and configuration operated in a manner tended to maximize its emission characteristics in a typical application. Frequency range investigated: conduction emission (150 kHz to 30 MHz), radiation emission (9 kHz to the 10th harmonic of the highest fundamental frequency or to 40 GHz, whichever is lower). For radiated measurement, pre-scanned in three orthogonal panels, X, Y, Z. The worst cases (X plane) were recorded in this report.
- b. AC power line Conducted Emission was tested under maximum output power.

2.1 Carrier Frequency and Channel

| Frequency Band | Channel | Freq.(MHz) | Channel | Freq. (MHz) |
|--------------------------|-----------------|------------|------------------|-------------|
| 5180-5240 MHz U-NII-1 | 36 | 5180 | 44 | 5220 |
| | 38* | 5190 | 46* | 5230 |
| | 40 | 5200 | 48 | 5240 |
| | 42 [#] | 5210 | 50 ^{##} | 5250 |

| Frequency Band | Channel | Freq.(MHz) | Channel | Freq. (MHz) |
|---------------------------|-----------------|------------|---------|-------------|
| 5260-5320 MHz U-NII-2A | 52 | 5260 | 60 | 5300 |
| | 54* | 5270 | 62* | 5310 |
| | 56 | 5280 | 64 | 5320 |
| | 58 [#] | 5290 | - | - |

| Frequency Band | Channel | Freq.(MHz) | Channel | Freq. (MHz) |
|--------------------------|------------------|------------|---------|-------------|
| 5500-5700MHz U-NII-2C | 100 | 5500 | 112 | 5560 |
| | 102* | 5510 | 116 | 5580 |
| | 104 | 5520 | 132 | 5660 |
| | 106 [#] | 5530 | 134* | 5670 |
| | 108 | 5540 | 136 | 5680 |
| | 110* | 5550 | 140 | 5700 |

| Frequency Band | Channel | Freq.(MHz) | Channel | Freq. (MHz) |
|--------------------------|------------------|------------|---------|-------------|
| 5745-5825 MHz U-NII-3 | 149 | 5745 | 157 | 5785 |
| | 151* | 5755 | 159* | 5795 |
| | 153 | 5765 | 161 | 5805 |
| | 155 [#] | 5775 | 165 | 5825 |

Note:

1. The above Frequency and Channel in "*" are 40MHz bandwidth.
2. The above Frequency and Channel in "[#]" are 80MHz bandwidth.
3. The above Frequency and Channel in "^{##}" are 160MHz bandwidth.



2.2 Test Mode

Final RSE test modes are considering the modulation and worse data rates refer to Appendix C.

Remark:

1. For Radiated Test Cases, the tests were performance with Adapter 1, USB Cable 1 and Earphone.
2. For simultaneous transmission test modes, the combination testing was assessed from the worst RSE link mode of WWAN (GSM/WCDMA/LTE/5G NR) and the worst RSE link mode of BT / WLAN (2.4G/5G).

| | |
|--------------------------------------|---|
| AC Conducted Emission | Mode 1 : GSM850 Idle + BT Link + WLAN Link(5G) + USB Cable 1(Charging from Adapter 1) + Battery 1 |
|--------------------------------------|---|

| Ch. # | | U-NII-1 | U-NII-2A | U-NII-2C | U-NII-3 |
|-------|--------|---------|----------|----------|---------|
| | | 20M BW | 20M BW | 20M BW | 20M BW |
| L | Low | 36 | 52 | 100 | 149 |
| M | Middle | 44 | 60 | 116 | 157 |
| H | High | 48 | 64 | 140 | 165 |

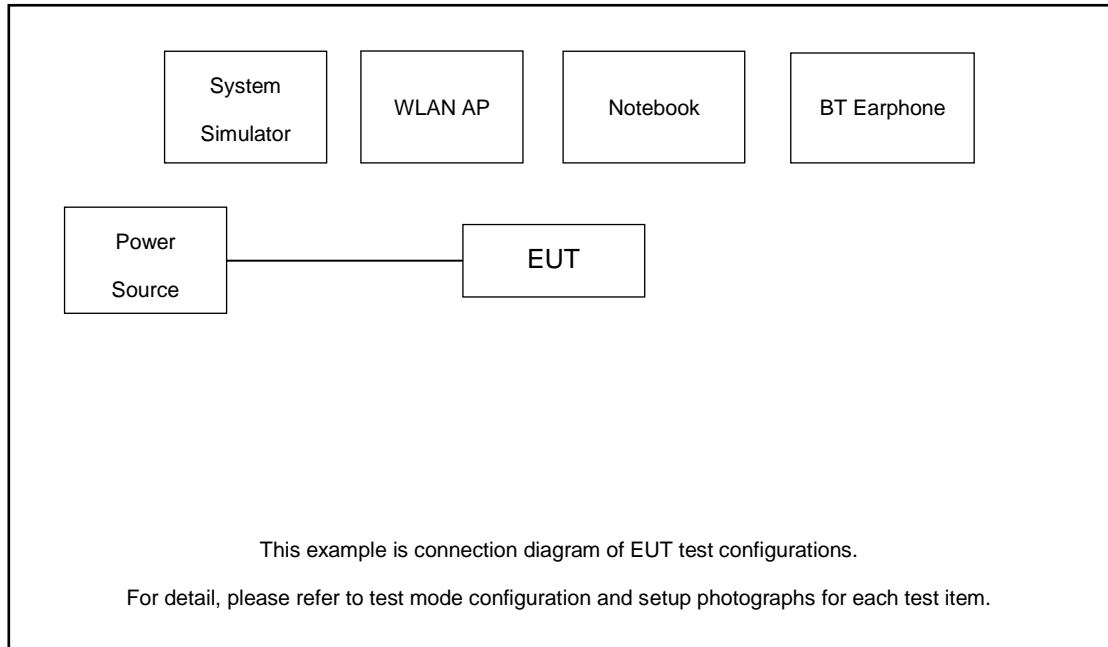
| Ch. # | | U-NII-1 | U-NII-2A | U-NII-2C | U-NII-3 |
|-------|--------|---------|----------|----------|---------|
| | | 40M BW | 40M BW | 40M BW | 40M BW |
| L | Low | 38 | 54 | 102 | 151 |
| M | Middle | - | - | 110 | - |
| H | High | 46 | 62 | 134 | 159 |

| Ch. # | | U-NII-1 | U-NII-2A | U-NII-2C | U-NII-3 |
|-------|--------|---------|----------|----------|---------|
| | | 80M BW | 80M BW | 80M BW | 80M BW |
| L | Low | - | - | 106 | - |
| M | Middle | 42 | 58 | - | 155 |
| H | High | - | - | - | - |

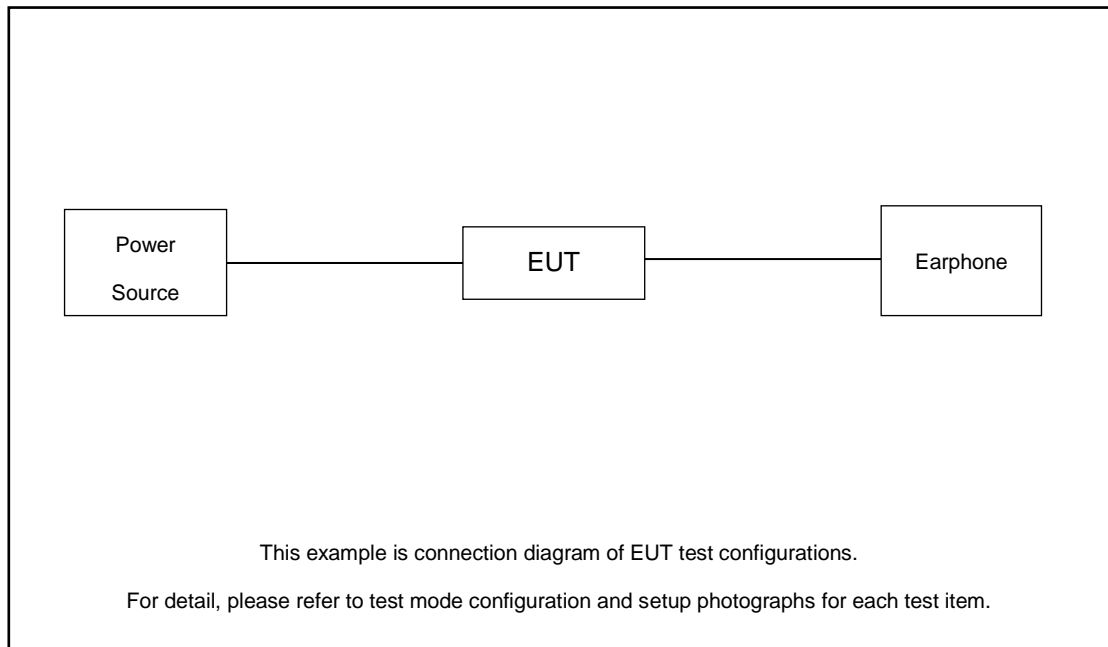
| Ch. # | | U-NII-1 | U-NII-2A | U-NII-2C | U-NII-3 |
|-------|--------|---------|----------|----------|---------|
| | | 160M BW | | 160M BW | 160M BW |
| M | Middle | 50 | | - | - |

2.3 Connection Diagram of Test System

For AC Conducted Emission:



For Radiated Emission:



2.4 Support Unit used in test configuration and system

| Item | Equipment | Trade Name | Model Name | FCC ID | Data Cable | Power Cord |
|------|--------------------|------------|------------|---------------|------------|--|
| 1. | System Simulator | Anritsu | MT8820C | N/A | N/A | Unshielded, 1.8m |
| 2. | Bluetooth Earphone | Samsung | EO-MG900 | PYAHS-107W | N/A | N/A |
| 3. | WLAN AP | Dlink | DIR-820L | KA2IR820LA1 | N/A | Unshielded, 1.8m |
| 4. | Notebook | Lenovo | G480 | QDS-BRCM1050I | N/A | AC I/P: Unshielded, 1.8 m DC O/P: Shielded, 1.8 m |
| 5. | Earphone | ASUS | EA010B | N/A | N/A | N/A |

2.5 EUT Operation Test Setup

For WLAN RF test items, an engineering test program was provided and enabled to make EUT continuously transmit.

For AC power line conducted emissions, the EUT was set to connect with the WLAN AP under large package sizes transmission.

2.6 Measurement Results Explanation Example

For all conducted test items:

The offset level is set in the spectrum analyzer to compensate the RF cable loss and attenuator factor between EUT conducted output port and spectrum analyzer. With the offset compensation, the spectrum analyzer reading level is exactly the EUT RF output level.

Example :

The spectrum analyzer offset is derived from RF cable loss and attenuator factor.

Offset = RF cable loss + attenuator factor.

Following shows an offset computation example with cable loss 2.3 dB and 10dB attenuator.

$$\begin{aligned}
 \text{Offset(dB)} &= \text{RF cable loss(dB)} + \text{attenuator factor(dB)}. \\
 &= 2.3 + 10 = 12.3 \text{ (dB)}
 \end{aligned}$$



3 Test Result

3.1 6dB and 26dB and 99% Occupied Bandwidth Measurement

3.1.1 Description of 6dB and 26dB and 99% Occupied Bandwidth

The minimum 6 dB bandwidth shall be at least 500 kHz.

26dB and 99% Occupied bandwidth are reporting only.

3.1.2 Measuring Instruments

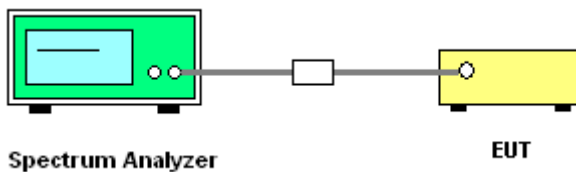
The measuring equipment is listed in the section 4 of this test report.

3.1.3 Test Procedures

- The testing follows FCC KDB 789033 D02 General UNII Test Procedures New Rules v02r01.

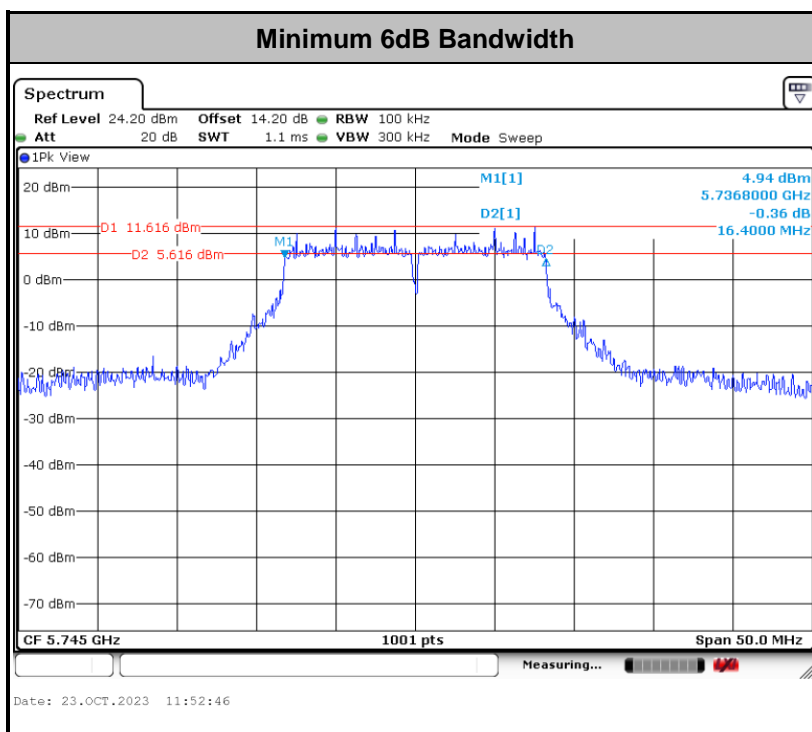
| | |
|-------------------------------------|---|
| <input checked="" type="checkbox"/> | Section C) Bandwidth Measurement 1. Emission Bandwidth (EBW) and 99% OBW |
| | <ol style="list-style-type: none"> Set RBW = approximately 1% of the emission bandwidth. Set the VBW > RBW. Detector = Peak. Trace mode = max hold Measure the maximum width of the emission that is 26 dB down from the peak of the emission. Compare this with the RBW setting of the analyzer. Readjust RBW and repeat measurement as needed until the RBW/EBW ratio is approximately 1%. For 99% Bandwidth Measurement, the spectrum analyzer's resolution bandwidth (RBW) is set to 1%~5% of the OBW and set the Video bandwidth (VBW) ≥ 3 * RBW. Measure and record the results in the test report. |
| <input checked="" type="checkbox"/> | Section C) Bandwidth Measurement 2. Minimum Emission Bandwidth for the band 5.725 - 5.85 GHz |
| | <ol style="list-style-type: none"> Set RBW = 100kHz. Set the VBW ≥ 3 x RBW. Detector = Peak. Trace mode = max hold Measure the maximum width of the emission that is 6 dB down from the peak of the emission. Measure and record the results in the test report. |

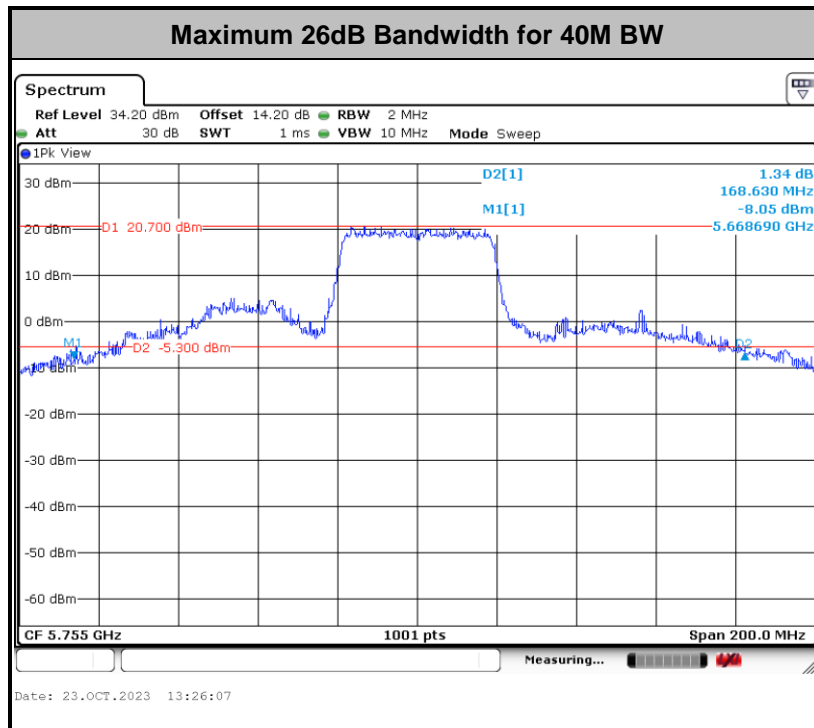
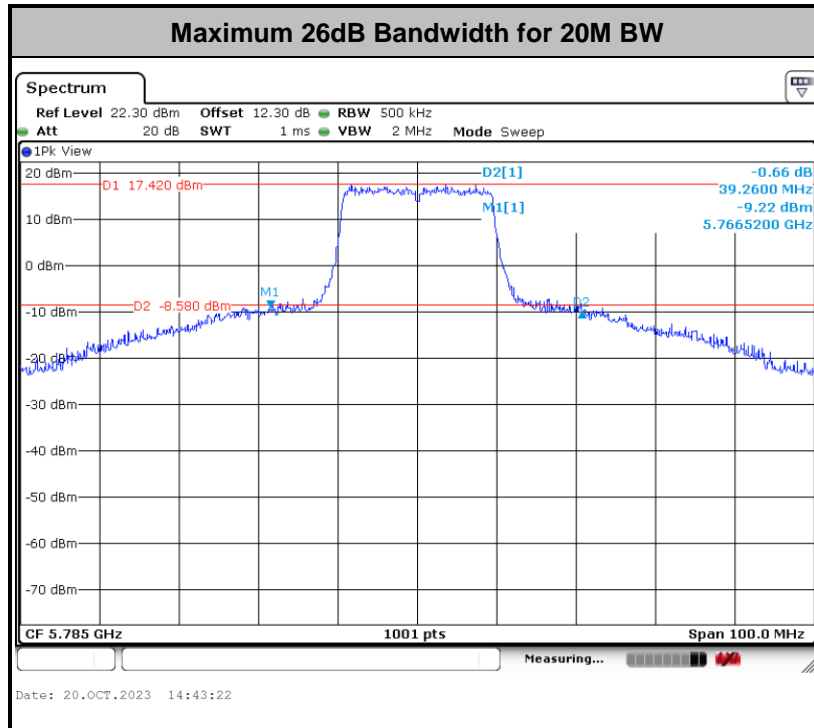
3.1.4 Test Setup

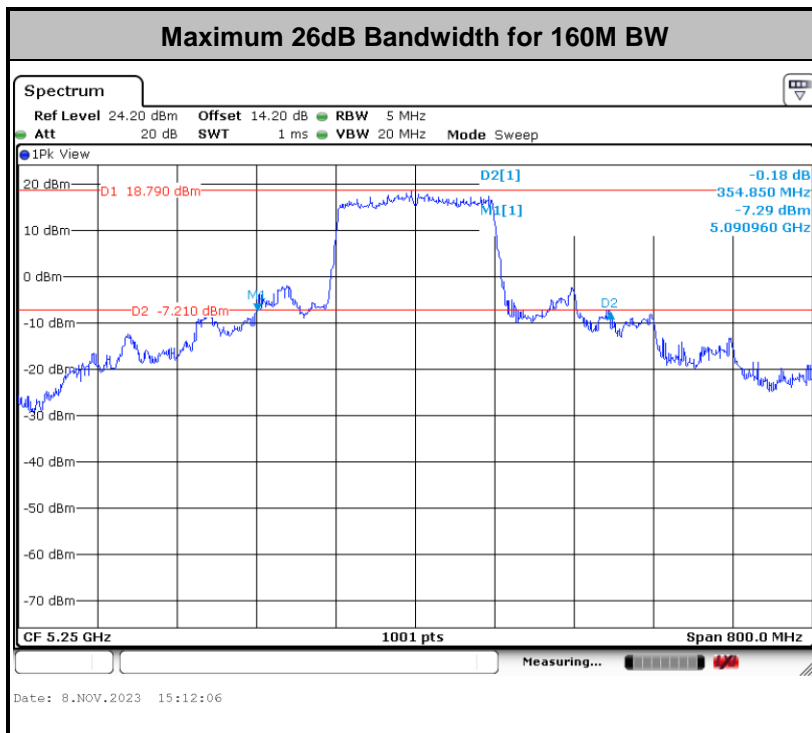
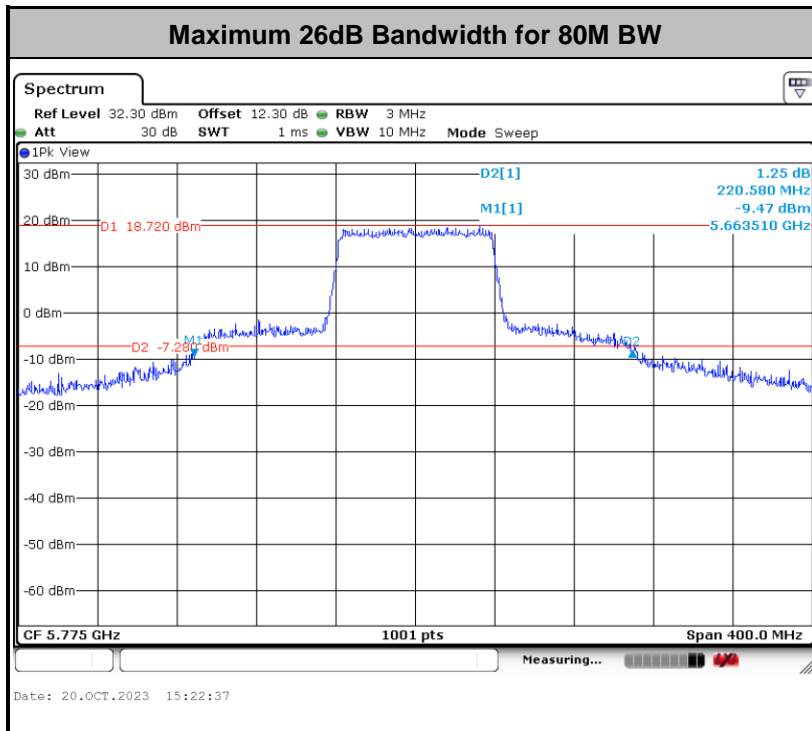


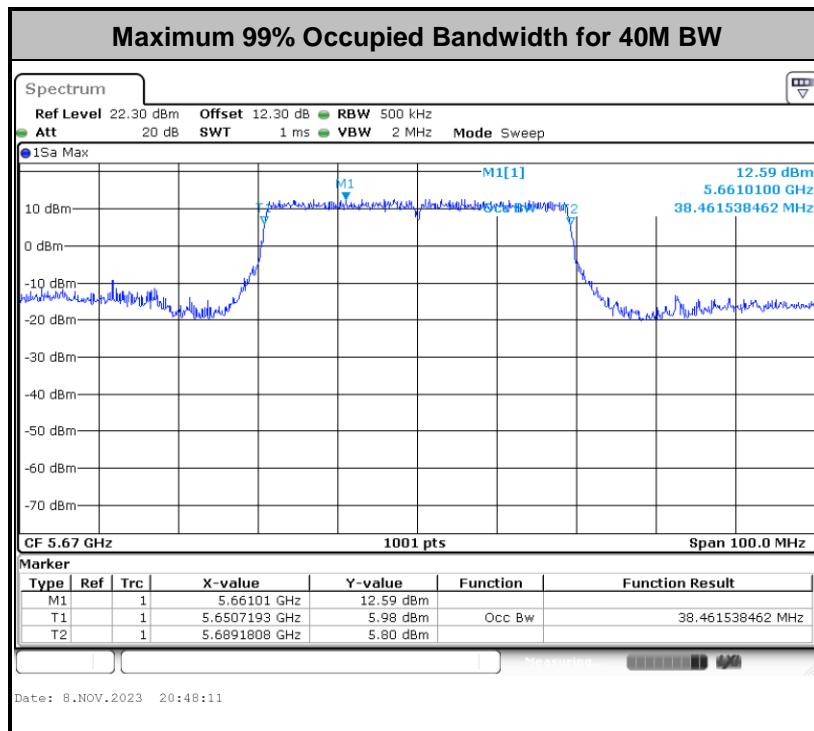
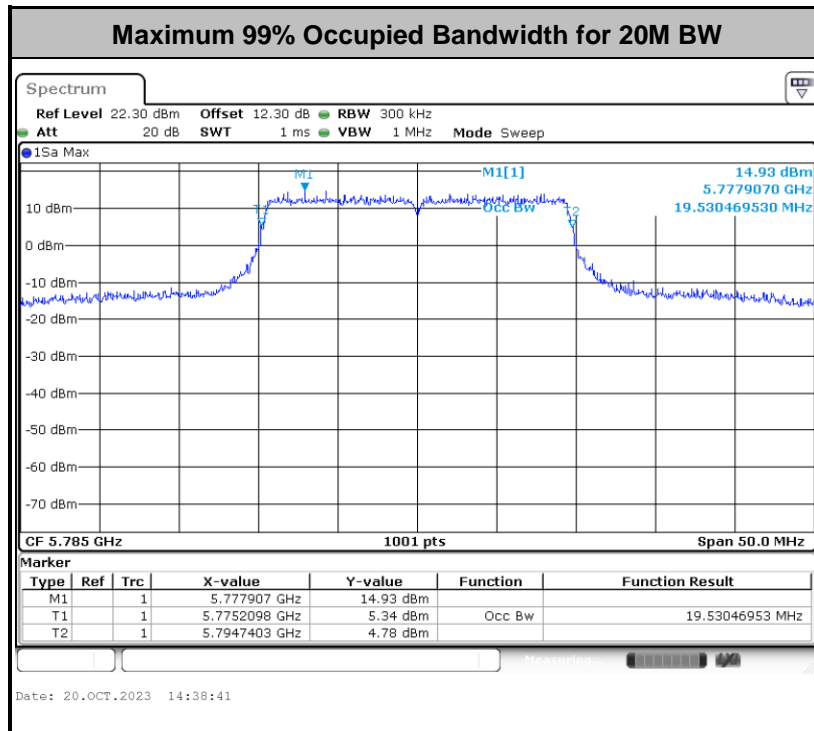
3.1.5 Test Result of 6dB and 26dB and 99% Bandwidth

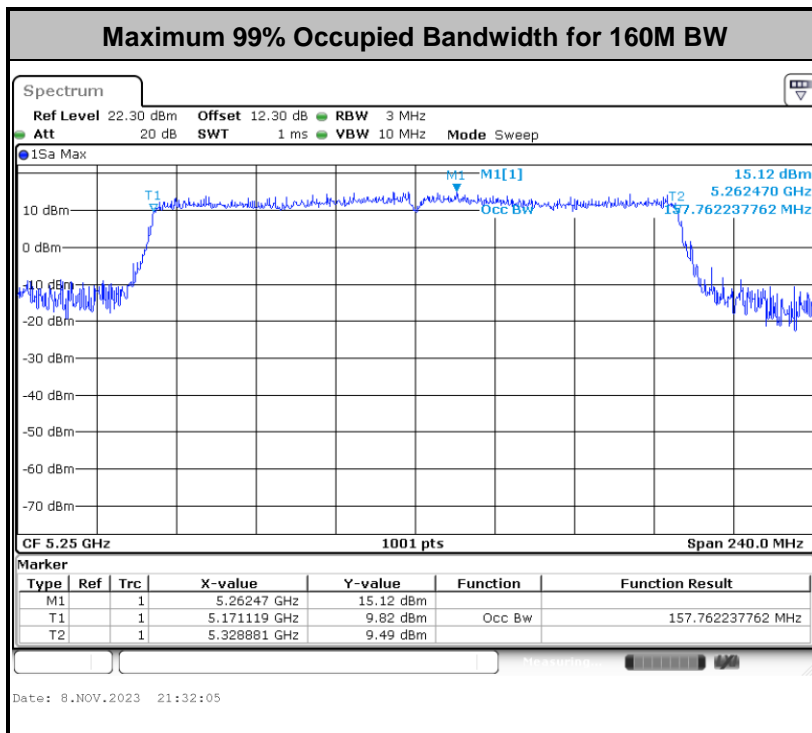
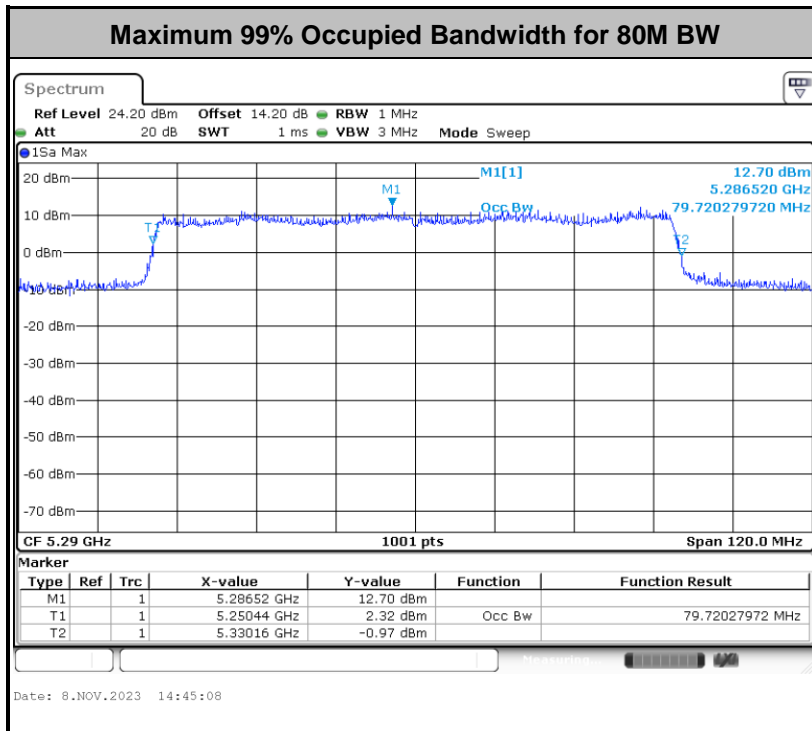
Please refer to Appendix A.











Note: The occupied channel bandwidth is maintained within the band of operation for all of the modulations.



3.2 Maximum Conducted Output Power Measurement

3.2.1 Limit of Maximum Conducted Output Power

<FCC 14-30 CFR 15.407>

For mobile and portable client devices in the 5.15–5.25 GHz band, the maximum conducted output power over the frequency band of operation shall not exceed 250 mW.

For the 5.25–5.725 GHz bands, the maximum conducted output power over the frequency bands of operation shall not exceed the lesser of 250 mW or $11 \text{ dBm} + 10 \log B$, where B is the 26 dB emission bandwidth in megahertz.

For the band 5.725–5.85 GHz, the maximum conducted output power over the frequency band of operation shall not exceed 1 W.

If transmitting antennas of directional gain greater than 6 dBi are used, the peak output power shall be reduced by the amount in dB that the directional gain of the antenna exceeds 6 dBi.

Note that U-NII-2 band, devices with a maximum e.i.r.p. greater than 500 mW shall implement TPC in order to have the capability to operate at least 6 dB below the maximum permitted e.i.r.p. of 1 W.

3.2.2 Measuring Instruments

The measuring equipment is listed in the section 4 of this test report.

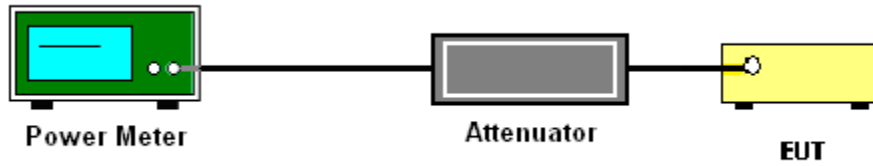
3.2.3 Test Procedures

The testing follows Method PM of FCC KDB 789033 D02 General UNII Test Procedures New Rules v02r01.

Method PM (Measurement using an RF average power meter):

1. Measurement is performed using a wideband RF power meter.
2. The EUT is configured to transmit continuously with a consistent duty cycle at its maximum power control level.
3. Measure the average power of the transmitter, and the average power is corrected with duty factor, $10 \log(1/x)$, where x is the duty cycle.
4. For MIMO mode, the measure-and-sum technique should be used for measuring the in-band transmit power of a device.

3.2.4 Test Setup



3.2.5 Test Result of Maximum Conducted Output Power

Please refer to Appendix A.



3.3 Power Spectral Density Measurement

3.3.1 Limit of Power Spectral Density

<FCC 14-30 CFR 15.407>

For mobile and portable client devices in the 5.15–5.25 GHz band, the maximum power spectral density shall not exceed 11dBm in any 1 megahertz band.

For the 5.25–5.725 GHz bands, the maximum power spectral density shall not exceed 11 dBm in any 1 megahertz band.

For the band 5.725–5.85 GHz, the maximum power spectral density shall not exceed 30 dBm in any 500-kHz band.

If transmitting antennas of directional gain greater than 6 dBi are used, the peak output power shall be reduced by the amount in dB that the directional gain of the antenna exceeds 6 dBi.

3.3.2 Measuring Instruments

The measuring equipment is listed in the section 4 of this test report.

3.3.3 Test Procedures

The testing follows FCC KDB 789033 D02 General UNII Test Procedures New Rules v01r04. Section F) Maximum power spectral density.

For devices operating in the bands UNII-1/2A/2C

Method SA-2

(trace averaging across on and off times of the EUT transmissions, followed by duty cycle correction).

- Measure the duty cycle.
- Set span to encompass the entire emission bandwidth (EBW) of the signal.
- Set RBW = 1 MHz.
- Set VBW \geq 3 MHz.
- Number of points in sweep \geq 2 Span / RBW.
- Sweep time = auto.
- Detector = RMS
- Trace average at least 100 traces in power averaging mode.
- Add $10 \log(1/x)$, where x is the duty cycle, to the measured power in order to compute the average power during the actual transmission times. For example, add $10 \log(1/0.25) = 6$ dB if the duty cycle is 25 percent.



For devices operating in the band UNII-3

Method SA-2

(trace averaging across on and off times of the EUT transmissions, followed by duty cycle correction).

- Measure the duty cycle.
 - Set span to encompass the entire emission bandwidth (EBW) of the signal.
 - Set RBW = 500KHz (or 300 kHz if the SA can't set RBW=500KHz).
 - Set VBW \geq 1 MHz.
 - Number of points in sweep \geq 2 Span / RBW.
 - Sweep time = auto.
 - Detector = RMS
 - Trace average at least 100 traces in power averaging mode.
 - If the SA can't set RBW=500KHz, then add $10 \log(500\text{kHz}/\text{RBW})$ to the test result.
 - Add $10 \log(1/x)$, where x is the duty cycle, to the measured power in order to compute the average power during the actual transmission times. For example, add $10 \log(1/0.25) = 6$ dB if the duty cycle is 25 percent.
1. The RF output of EUT was connected to the spectrum analyzer by a low loss cable.
 2. Each plot has already offset with cable loss, and attenuator loss. Measure the PPSD and record it.
 3. For MIMO mode, calculation method follows FCC KDB 662911 D01 Multiple Transmitter Output v02r01.

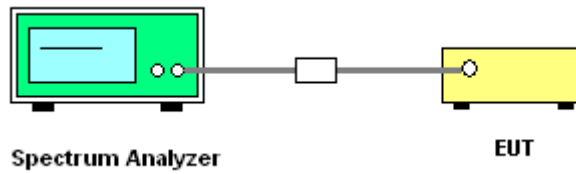
Method (a): Measure and sum the spectra across the outputs for UNII-1/2A/2C and MRU.

The total final Power Spectral Density is the bin-by-bin summation to obtain the combined spectrum. For the device with 2 transmitter outputs. The spectrum measurements of the individual outputs are all performed with the same span and number of points, the spectrum value in the first spectral bin of output 1 is summed with that in the first spectral bin of output 2 to obtain the value for the first frequency bin of the summed spectrum.

Method (c): Measure and add $10 \log(N_{\text{ANT}})$ dB for UNII-3.

The measurement on each individual output were performed with the same span and number on each individual output. The quantity $10 \log(N_{\text{ANT}})$ dB is added to each spectrum value before comparing to the emission limit.

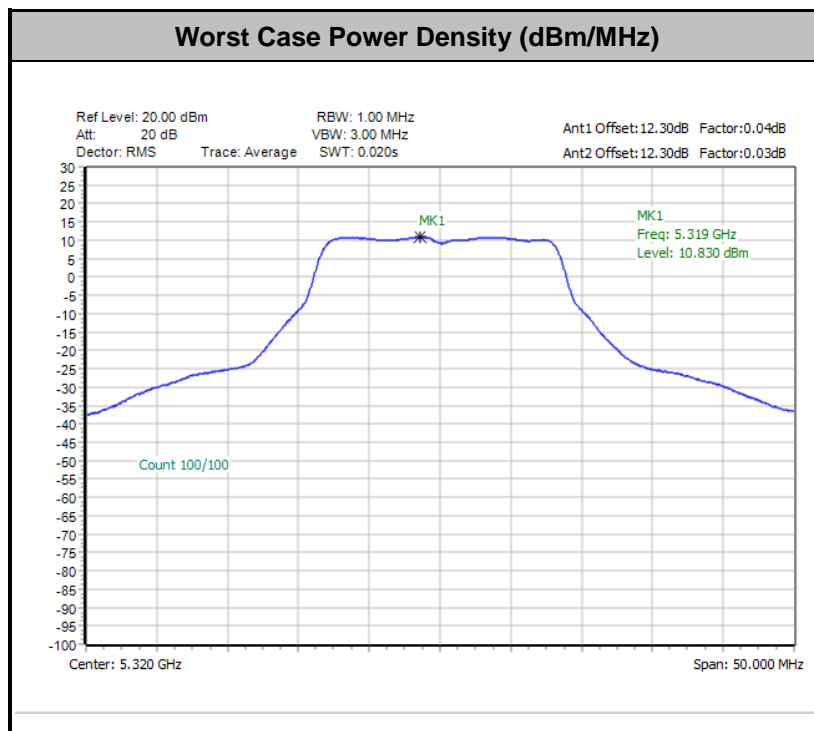
3.3.4 Test Setup



3.3.5 Test Result of Power Spectral Density

Please refer to Appendix A.

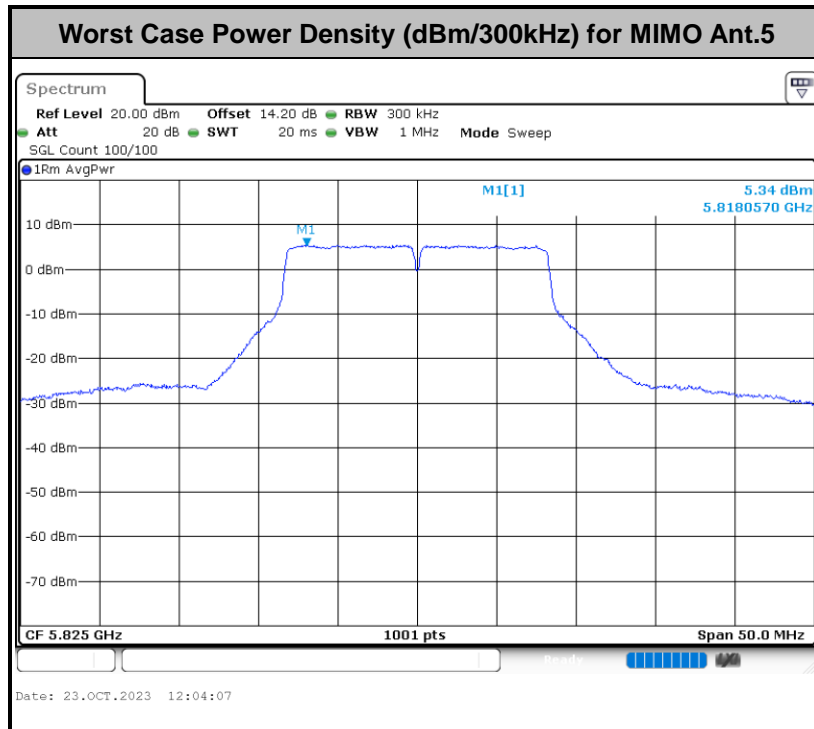
For the bands UNII-1/2A/2C



Note: Average Power Density (dB) = Measured value+ Duty Factor



For the band UNII-3



Note: Average Power Density (dB) = Measured value + Duty Factor + RBW Offset + 10*Log(2).



3.4 Unwanted Emissions Measurement

This section as specified in FCC Part 15.407(b) is to measure unwanted emissions through radiated measurement for band edge spurious emissions and out of band emissions measurement. The unwanted emissions shall comply with 15.407(b)(1) to (6), and restricted bands per FCC Part 15.205.

3.4.1 Limit of Unwanted Emissions

- (1) For transmitters operating in the 5150-5250 MHz band: all emissions outside of the 5150-5350 MHz band shall not exceed an EIRP of -27dBm/MHz .

For transmitters operating in the 5250-5350 MHz band: all emissions outside of the 5150-5350 MHz band shall not exceed an EIRP of -27 dBm/MHz . Devices operating in the 5250-5350 MHz band that generate emissions in the 5150-5250 MHz band must meet all applicable technical requirements for operation in the 5150-5250 MHz band (including indoor use) or alternatively meet an out-of-band emission EIRP limit of -27 dBm/MHz in the 5150-5250 MHz band.

For transmitters operating in the 5470-5600 MHz and 5650-5725MHz band: all emissions outside of the 5470-5600 MHz and 5650-5725MHz band shall not exceed an EIRP of -27 dBm/MHz .

- (2) For transmitters operating in the 5.725-5.85 GHz band:
15.407(b)(4)(i) All emissions shall be limited to a level of -27 dBm/MHz at 75 MHz or more above or below the band edge increasing linearly to 10 dBm/MHz at 25 MHz above or below the band edge, and from 25 MHz above or below the band edge increasing linearly to a level of 15.6 dBm/MHz at 5 MHz above or below the band edge, and from 5 MHz above or below the band edge increasing linearly to a level of 27 dBm/MHz at the band edge.



(3) Unwanted spurious emissions fallen in restricted bands shall comply with the general field strength limits as below table,

| Frequency (MHz) | Field Strength (microvolts/meter) | Measurement Distance (meters) |
|-----------------|-----------------------------------|-------------------------------|
| 0.009 – 0.490 | 2400/F(kHz) | 300 |
| 0.490 – 1.705 | 24000/F(kHz) | 30 |
| 1.705 – 30.0 | 30 | 30 |
| 30 – 88 | 100 | 3 |
| 88 – 216 | 150 | 3 |
| 216 - 960 | 200 | 3 |
| Above 960 | 500 | 3 |

| (4) EIRP (dBm) | Field Strength at 3m (dBµV/m) |
|----------------|-------------------------------|
| - 27 | 68.2 |

Note: The following formula is used to convert the EIRP to field strength.

$$EIRP = E_{Meas} + 20\log (d_{Meas}) - 104.7$$

where

EIRP is the equivalent isotropically radiated power, in dBm

E_{Meas} is the field strength of the emission at the measurement distance, in dBµV/m

d_{Meas} is the measurement distance, in m

3.4.2 Measuring Instruments

The measuring equipment is listed in the section 4 of this test report.

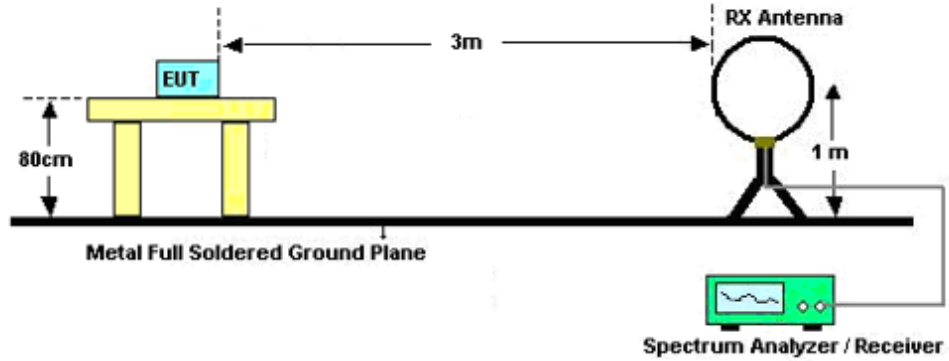


3.4.3 Test Procedures

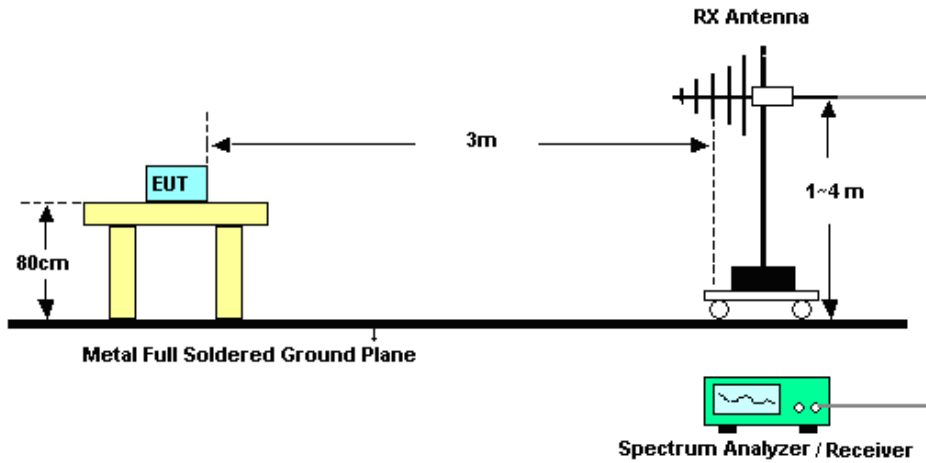
1. The testing follows FCC KDB 789033 D02 General UNII Test Procedures New Rules v01r04. Section G) Unwanted emissions measurement.
 - (1) Procedure for Unwanted Emissions Measurements Below 1000MHz
 - RBW = 120 kHz
 - VBW = 300 kHz
 - Detector = Peak
 - Trace mode = max hold
 - (2) Procedure for Peak Unwanted Emissions Measurements Above 1000 MHz
 - RBW = 1 MHz
 - VBW \geq 3 MHz
 - Detector = Peak
 - Sweep time = auto
 - Trace mode = max hold
 - (3) Procedures for Average Unwanted Emissions Measurements Above 1000MHz
 - RBW = 1 MHz
 - VBW = 10 Hz, when duty cycle is no less than 98 percent.
 - VBW \geq 1/T, when duty cycle is less than 98 percent where T is the minimum transmission duration over which the transmitter is on.
2. The EUT was placed on a turntable with 0.8 meter for frequency below 1GHz and 1.5 meter for frequency above 1GHz respectively above ground.
3. The EUT was set 3 meters from the interference receiving antenna which was mounted on the top of a variable height antenna tower.
4. The antenna is a broadband antenna and its height is adjusted between one meter and four meters above ground to find the maximum value of the field strength for both horizontal polarization and vertical polarization of the antenna.
5. For each suspected emission, the EUT was arranged to its worst case and then adjust the antenna tower (from 1 m to 4 m) and turntable (from 0 degree to 360 degrees) to find the maximum reading.
6. For testing below 1GHz, if the emission level of the EUT in peak mode was 3 dB lower than the limit specified, then peak values of EUT will be reported, otherwise, the emissions will be repeated one by one using the CISPR quasi-peak method and reported.
7. For testing above 1GHz, the emission level of the EUT in peak mode was 20dB lower than average limit (that means the emission level in average mode also complies with the limit in average mode), then peak values of EUT will be reported, otherwise, the emissions will be measured in average mode again and reported.

3.4.4 Test Setup

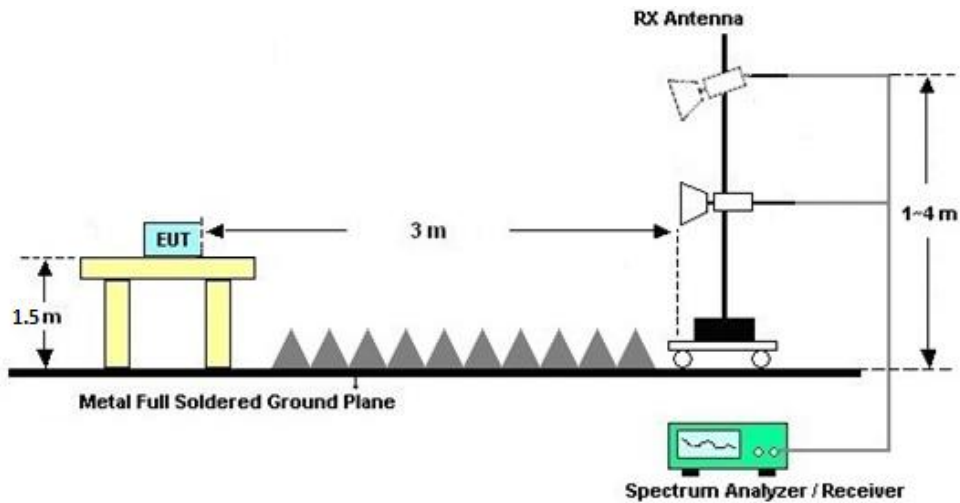
For radiated emissions below 30MHz



For radiated emissions from 30MHz to 1GHz



For radiated emissions above 1GHz





3.4.5 Test Results of Radiated Spurious Emissions (9 kHz ~ 30 MHz)

The low frequency, which started from 9 kHz to 30MHz, was pre-scanned and the result which was 20dB lower than the limit line was not reported.

There is a comparison data of both open-field test site and semi-Anechoic chamber, and the result came out very similar.

3.4.6 Test Result of Radiated Spurious at Band Edges

Please refer to Appendix C.

3.4.7 Duty Cycle

Please refer to Appendix D.

3.4.8 Test Result of Radiated Spurious Emissions (30MHz ~ 10th Harmonic)

Please refer to Appendix C.



3.5 AC Conducted Emission Measurement

3.5.1 Limit of AC Conducted Emission

For equipment that is designed to be connected to the public utility (AC) power line, the radio frequency voltage that is conducted back onto the AC power line on any frequency or frequencies within the band 150 kHz to 30 MHz shall not exceed the limits in the following table.

| Frequency of emission (MHz) | Conducted limit (dBµV) | |
|-----------------------------|------------------------|-----------|
| | Quasi-peak | Average |
| 0.15-0.5 | 66 to 56* | 56 to 46* |
| 0.5-5 | 56 | 46 |
| 5-30 | 60 | 50 |

*Decreases with the logarithm of the frequency.

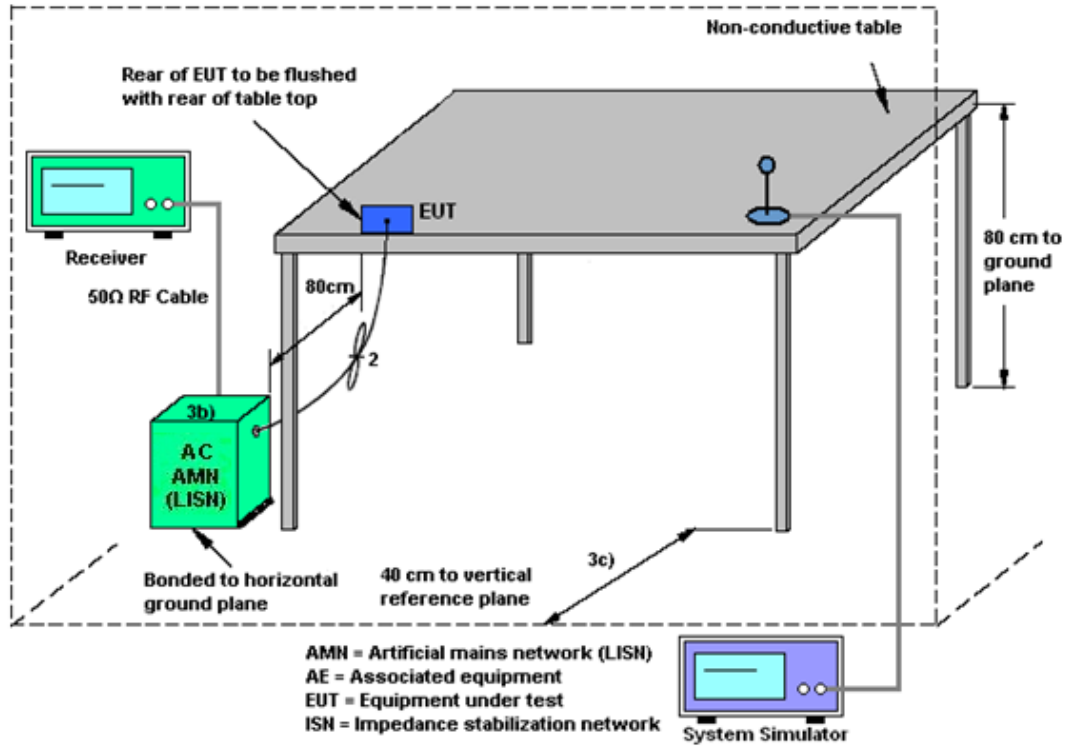
3.5.2 Measuring Instruments

The measuring equipment is listed in the section 4 of this test report.

3.5.3 Test Procedures

1. The EUT was placed 0.4 meter from the conducting wall of the shielding room was kept at least 80 centimeters from any other grounded conducting surface.
2. Connect EUT to the power mains through a line impedance stabilization network (LISN).
3. All the support units are connecting to the other LISN.
4. The LISN provides 50 ohm coupling impedance for the measuring instrument.
5. The FCC states that a 50 ohm, 50 microhenry LISN should be used.
6. Both sides of AC line were checked for maximum conducted interference.
7. The frequency range from 150 kHz to 30 MHz was searched.
8. Set the test-receiver system to Peak Detect Function and specified bandwidth with Maximum Hold Mode.

3.5.4 Test Setup



3.5.5 Test Result of AC Conducted Emission

Please refer to Appendix B.



3.6 Antenna Requirements

3.6.1 Standard Applicable

According to FCC 47 CFR Section 15.407(a)(1)(2) ,if transmitting antenna directional gain is greater than 6 dBi, both the peak transmit power and the peak power spectral density shall be reduced by the amount in dB that the directional gain of the antenna exceeds 6 dBi.

3.6.2 Antenna Anti-Replacement Construction

An embedded-in antenna design is used.

3.6.3 Antenna Gain

<CDD Modes >

FCC KDB 662911 D01 Multiple Transmitter Output v02r01

For CDD transmissions, directional gain is calculated as

Directional gain = GANT + Array Gain, where Array Gain is as follows.

For power spectral density (PSD) measurements on all devices,

Array Gain = 10 log(NANT/NSS=1) dB.

For power measurements on IEEE 802.11 devices,

Array Gain = 0 dB (i.e., no array gain) for NANT ≤ 4.

Directional gain may be calculated by using the formulas applicable to equal gain antennas with GANT set equal to the gain of the antenna having the highest gain;

The EUT supports CDD mode.

For power, the directional gain GANT is set equal to the antenna having the highest gain, i.e., F)2)f)i).

For PSD, the directional gain calculation is following F)2)f)ii) of KDB 662911 D01 v02r01.

The power and PSD limit should be modified if the directional gain of EUT is over 6 dBi,

The directional gain “DG” is calculated as following table.

<MIMO Ant.5+4>:

| <CDD Modes> | | | | | | |
|-------------|-----------------|-----------------|-----------------------------|---------------------------|-------------------------------------|-----------------------------------|
| | Ant. 5 (dBi) | Ant. 4 (dBi) | DG for Power (dBi) | DG for PSD (dBi) | Power Limit Reduction (dB) | PSD Limit Reduction (dB) |
| UNII-1 | -3.14 | -4.21 | -3.14 | -0.65 | 0.00 | 0.00 |
| UNII-2A | -1.23 | -3.28 | -1.23 | 0.82 | 0.00 | 0.00 |
| UNII-2C | -1.51 | -3.73 | -1.51 | 0.46 | 0.00 | 0.00 |
| UNII-3 | -1.05 | -2.05 | -1.05 | 1.47 | 0.00 | 0.00 |



<MIMO Ant.5+6>:

| <CDD Modes> | | | | | | |
|-------------|-----------------|-----------------|-----------------------------|---------------------------|-------------------------------------|-----------------------------------|
| | | | DG for Power (dBi) | DG for PSD (dBi) | Power Limit Reduction (dB) | PSD Limit Reduction (dB) |
| | Ant. 5 (dBi) | Ant. 6 (dBi) | | | | |
| UNII-1 | -3.14 | -2.76 | -2.76 | 0.06 | 0.00 | 0.00 |
| UNII-2A | -1.23 | -3.06 | -1.23 | 0.91 | 0.00 | 0.00 |
| UNII-2C | -1.51 | -2.46 | -1.51 | 1.04 | 0.00 | 0.00 |
| UNII-3 | -1.05 | -2.46 | -1.05 | 1.28 | 0.00 | 0.00 |

Power limit reduction = Composite gain – 6dBi, (min = 0)

PSD limit reduction = Composite gain + PSD Array gain – 6dBi, (min = 0)



4 List of Measuring Equipment

| Instrument | Manufacturer | Model No. | Serial No. | Characteristics | Calibration Date | Test Date | Due Date | Remark |
|-----------------------------------|--------------|------------------------------|--------------|-----------------|------------------|-----------------------------|---------------|-----------------------|
| Spectrum Analyzer | R&S | FSV40 | 101078 | 10Hz~40GHz | Apr. 06, 2023 | Oct. 20, 2023~Nov. 08, 2023 | Apr. 05, 2024 | Conducted (TH01-SZ) |
| Pulse Power Sensor | Anritsu | MA2411B | 1339473 | 30MHz~40GHz | Dec. 27, 2022 | Oct. 20, 2023~Nov. 08, 2023 | Dec. 26, 2023 | Conducted (TH01-SZ) |
| Power Meter | Anritsu | ML2495A | 1542004 | 50MHz Bandwidth | Dec. 27, 2022 | Oct. 20, 2023~Nov. 08, 2023 | Dec. 26, 2023 | Conducted (TH01-SZ) |
| EMI Test Receiver&SA | Agilent | N9038A | MY52260185 | 20Hz~26.5GHz | Dec. 26, 2022 | Nov. 04, 2023~Dec. 28, 2023 | Dec. 25, 2023 | Radiation (03CH01-SZ) |
| EMI Test Receiver&SA | Agilent | N9038A | MY52260185 | 20Hz~26.5GHz | Dec. 25, 2023 | | Dec. 24, 2024 | Radiation (03CH01-SZ) |
| EXA Spectrum Analyzer | KEYSIGHT | N9010A | MY55150213 | 10Hz~44GHz | Jul. 07, 2023 | Nov. 04, 2023~Dec. 28, 2023 | Jul. 06, 2024 | Radiation (03CH01-SZ) |
| Loop Antenna | R&S | HFH2-Z2 | 100354 | 9kHz~30MHz | Jul. 28, 2022 | Nov. 04, 2023~Dec. 28, 2023 | Jul. 27, 2024 | Radiation (03CH01-SZ) |
| Bilog Antenna | TeseQ | CBL6112D | 35407 | 30MHz~2GHz | Oct. 24, 2023 | Nov. 04, 2023~Dec. 28, 2023 | Oct. 23, 2025 | Radiation (03CH01-SZ) |
| Double Ridge Horn Antenna | ETS-Lindgren | 3117 | 00119436 | 1GHz~18GHz | Jul. 08, 2023 | Nov. 04, 2023~Dec. 28, 2023 | Jul. 07, 2024 | Radiation (03CH01-SZ) |
| SHF-EHF Horn | com-power | AH-840 | 101071 | 18Ghz~40GHz | Apr. 08, 2023 | Nov. 04, 2023~Dec. 28, 2023 | Apr. 07, 2024 | Radiation (03CH01-SZ) |
| LF Amplifier | Burgeon | BPA-530 | 102209 | 0.01~3000Mhz | Apr. 04, 2023 | Nov. 04, 2023~Dec. 28, 2023 | Apr. 03, 2024 | Radiation (03CH01-SZ) |
| HF Amplifier | MITEQ | AMF-7D-0010 1800-30-10P-R | 1943528 | 1GHz~18GHz | Oct. 18, 2023 | Nov. 04, 2023~Dec. 28, 2023 | Oct. 17, 2024 | Radiation (03CH01-SZ) |
| HF Amplifier | KEYSIGHT | 83017A | MY53270105 | 0.5GHz~26.5GHz | Oct. 18, 2023 | Nov. 04, 2023~Dec. 28, 2023 | Oct. 17, 2024 | Radiation (03CH01-SZ) |
| HF Amplifier | MITEQ | TTA1840-35-HG | 1871923 | 18GHz~40GHz | Jul. 07, 2023 | Nov. 04, 2023~Dec. 28, 2023 | Jul. 06, 2024 | Radiation (03CH01-SZ) |
| AC Power Source | Chroma | 61601 | 616010001985 | N/A | Oct. 18, 2023 | Nov. 04, 2023~Dec. 28, 2023 | Oct. 17, 2024 | Radiation (03CH01-SZ) |
| Turn Table | EM | EM1000 | N/A | 0~360 degree | NCR | Nov. 04, 2023~Dec. 28, 2023 | NCR | Radiation (03CH01-SZ) |
| Antenna Mast | EM | EM1000 | N/A | 1 m~4 m | NCR | Nov. 04, 2023~Dec. 28, 2023 | NCR | Radiation (03CH01-SZ) |
| EMI Receiver | R&S | ESR7 | 101630 | 9kHz~7GHz; | Jul. 06, 2023 | Nov. 06, 2023 | Jul. 05, 2024 | Conduction (CO01-SZ) |
| AC LISN | R&S | ENV216 | 100063 | 9kHz~30MHz | Aug. 21, 2023 | Nov. 06, 2023 | Aug. 20, 2024 | Conduction (CO01-SZ) |
| AC LISN (for auxiliary equipment) | EMCO | 3816/2SH | 00103892 | 9kHz~30MHz | Oct. 16, 2023 | Nov. 06, 2023 | Oct. 15, 2024 | Conduction (CO01-SZ) |

NCR: No Calibration Required



5 Measurement Uncertainty

The measurement uncertainties shown below were calculated in accordance with the requirements of ANSI 63.10-2013. All the measurement uncertainty value were shown with a coverage K=2 to indicate 95% level of confidence. The measurement data show herein meets or exceeds the CISPR measurement uncertainty values specified in CISPR 16-4-2 and can be compared directly to specified limit to determine compliance.

Uncertainty of Conducted Measurement

| Test Item | Uncertainty |
|--|-------------|
| Conducted Spurious Emission & Bandedge | ±1.34 dB |
| Occupied Channel Bandwidth | ±0.1 % |
| Conducted Power | ±1.34 dB |
| Conducted Power Spectral Density | ±1.32 dB |
| Frequency | ±1.3 Hz |

Uncertainty of AC Conducted Emission Measurement (0.15 MHz ~ 30 MHz)

| | |
|---|--------|
| Measuring Uncertainty for a Level of Confidence of 95% (U = 2Uc(y)) | 2.7 dB |
|---|--------|

Uncertainty of Radiated Emission Measurement (9 KHz ~ 30 MHz)

| | |
|---|--------|
| Measuring Uncertainty for a Level of Confidence of 95% (U = 2Uc(y)) | 2.8 dB |
|---|--------|

Uncertainty of Radiated Emission Measurement (30 MHz ~ 1000 MHz)

| | |
|---|--------|
| Measuring Uncertainty for a Level of Confidence of 95% (U = 2Uc(y)) | 4.2 dB |
|---|--------|

Uncertainty of Radiated Emission Measurement (1 GHz ~ 18 GHz)

| | |
|---|--------|
| Measuring Uncertainty for a Level of Confidence of 95% (U = 2Uc(y)) | 5.0 dB |
|---|--------|

Uncertainty of Radiated Emission Measurement (18 GHz ~ 40 GHz)

| | |
|---|--------|
| Measuring Uncertainty for a Level of Confidence of 95% (U = 2Uc(y)) | 4.3 dB |
|---|--------|

----- THE END -----



Appendix A. Conducted Test Results

Appendix A. Test Result of Conducted Test Items

| | | | | |
|----------------|------------------|--------------------|-------|----|
| Test Engineer: | Chen Ran | Temperature: | 21~25 | °C |
| Test Date: | 2023/10/20~11/08 | Relative Humidity: | 51~54 | % |

TEST RESULTS DATA
26dB and 99% OBW

| UNII-1 | | | | | | | | | | | |
|--------|-----------|-----|-----|-------------|---------------------|-----------------------|------------------------------------|-------|-----------------------------------|-------|------|
| Mod. | Data Rate | NTX | CH. | Freq. (MHz) | 99% Bandwidth (MHz) | 26 dB Bandwidth (MHz) | IC 99% Bandwidth Power Limit (dBm) | | IC 99% Bandwidth EIRP Limit (dBm) | | Note |
| | | | | | Ant 4 | Ant 4 | Ant 5 | Ant 4 | Ant 5 | Ant 4 | |
| 11a | 6Mbps | 2 | 36 | 5180 | 17.38 | 23.76 | - | - | 22.40 | - | |
| 11a | 6Mbps | 2 | 44 | 5220 | 17.43 | 23.70 | - | - | 22.41 | - | |
| 11a | 6Mbps | 2 | 48 | 5240 | 17.38 | 23.82 | - | - | 22.40 | - | |
| BE20 | MCS0 | 2 | 36 | 5180 | 19.28 | 23.28 | - | - | 22.85 | - | |
| BE20 | MCS0 | 2 | 44 | 5220 | 19.23 | 23.64 | - | - | 22.84 | - | |
| BE20 | MCS0 | 2 | 48 | 5240 | 19.23 | 23.52 | - | - | 22.84 | - | |
| BE40 | MCS0 | 2 | 38 | 5190 | 38.36 | 65.31 | - | - | 23.01 | - | |
| BE40 | MCS0 | 2 | 46 | 5230 | 38.26 | 62.79 | - | - | 23.01 | - | |
| BE80 | MCS0 | 2 | 42 | 5210 | 78.04 | 90.20 | - | - | 23.01 | - | |
| BE160 | MCS0 | 2 | 50 | 5250 | 157.76 | 168.73 | - | - | 23.01 | - | |

TEST RESULTS DATA
Average Power Table

| UNII-1 | | | | | | | | | | | | | | | | | | |
|--------|-----------|-----------------|------|-----------|-------------|------------------|-------|-------------------------------|-------|-------|---------------------------------|-------|----------|-------|-----------|-------|--|------|
| Mod. | Data Rate | N _{TX} | CH. | RU Config | Freq. (MHz) | Duty Factor (dB) | | Average Conducted Power (dBm) | | | FCC Conducted Power Limit (dBm) | | DG (dBi) | | Pass/Fail | | | |
| | | | | | | Ant 5 | Ant 4 | Ant 5 | Ant 4 | SUM | Ant 5 | Ant 4 | Ant 5 | Ant 4 | | | | |
| 11a | 6Mbps | 2 | 36 | Full | 5180 | 0.04 | 0.03 | 17.06 | 17.07 | 20.08 | 24.00 | | -3.14 | | Pass | | | |
| 11a | 6Mbps | 2 | 44 | Full | 5220 | 0.04 | 0.03 | 18.98 | 19.25 | 22.13 | 24.00 | | -3.14 | | Pass | | | |
| 11a | 6Mbps | 2 | 48 | Full | 5240 | 0.04 | 0.03 | 18.94 | 19.38 | 22.18 | 24.00 | | -3.14 | | Pass | | | |
| BE20 | MCS0 | 2 | 36 | Full | 5180 | 0.00 | 0.00 | 16.68 | 16.41 | 19.56 | 24.00 | | -3.14 | | Pass | | | |
| | | | | 26/0 | | 0.00 | 0.00 | 8.31 | 7.58 | 10.97 | 24.00 | | -3.14 | | Pass | | | |
| | | | | 52/37 | | 0.00 | 0.00 | 14.21 | 10.56 | 15.77 | 24.00 | | -3.14 | | Pass | | | |
| | | | | 106/53 | | 0.00 | 0.00 | 13.40 | 13.81 | 16.62 | 24.00 | | -3.14 | | Pass | | | |
| | | | 40 | Full | 5200 | 0.00 | 0.00 | 16.62 | 16.37 | 19.51 | 24.00 | | -3.14 | | Pass | | | |
| | | | 44 | Full | 5220 | 0.00 | 0.00 | 19.60 | 19.84 | 22.73 | 24.00 | | -3.14 | | Pass | | | |
| | | | 48 | Full | 5240 | 0.00 | 0.00 | 19.58 | 19.75 | 22.68 | 24.00 | | -3.14 | | Pass | | | |
| | | | | 26/8 | | 0.00 | 0.00 | 11.16 | 10.32 | 13.77 | 24.00 | | -3.14 | | Pass | | | |
| | | | | 52/40 | | 0.00 | 0.00 | 14.17 | 13.72 | 16.96 | 24.00 | | -3.14 | | Pass | | | |
| | | | | 106/54 | | 0.00 | 0.00 | 16.76 | 16.83 | 19.81 | 24.00 | | -3.14 | | Pass | | | |
| | | | BE40 | MCS0 | 2 | 38 | Full | 5190 | 0.00 | 0.00 | 16.22 | 16.43 | 19.34 | 24.00 | | -3.14 | | Pass |
| | | | | | | 46 | Full | 5230 | 0.00 | 0.00 | 17.54 | 17.97 | 20.77 | 24.00 | | -3.14 | | Pass |
| BE80 | MCS0 | 2 | 42 | Full | 5210 | 0.00 | 0.00 | 15.75 | 16.18 | 18.98 | 24.00 | | -3.14 | | Pass | | | |
| BE160 | MCS0 | 2 | 50 | Full | 5250 | 0.10 | 0.10 | 14.64 | 15.32 | 18.01 | 24.00 | | -3.14 | | Pass | | | |

TEST RESULTS DATA
Power Spectral Density

| UNII-1 | | | | | | | | | | | | | | | |
|--------|-----------|-----|-----|-----------|-------------|------------------|-------|---------------------------------|-------|-------|-----------------------------|-------|----------|-------|------------|
| Mod. | Data Rate | NTX | CH. | RU Config | Freq. (MHz) | Duty Factor (dB) | | Average Power Density (dBm/MHz) | | | Average PSD Limit (dBm/MHz) | | DG (dBi) | | Pass /Fail |
| | | | | | | Ant 5 | Ant 4 | Ant 5 | Ant 4 | SUM | Ant 5 | Ant 4 | Ant 5 | Ant 4 | |
| 11a | 6Mbps | 2 | 36 | Full | 5180 | 0.04 | 0.03 | | | 10.45 | 11.00 | | | -0.65 | Pass |
| 11a | 6Mbps | 2 | 44 | Full | 5220 | 0.04 | 0.03 | | | 10.54 | 11.00 | | | -0.65 | Pass |
| 11a | 6Mbps | 2 | 48 | Full | 5240 | 0.04 | 0.03 | | | 10.55 | 11.00 | | | -0.65 | Pass |
| BE20 | MCS0 | 2 | 36 | Full | 5180 | 0.00 | 0.00 | | | 10.78 | 11.00 | | | -0.65 | Pass |
| | | | | 26/0 | | 0.00 | 0.00 | 10.60 | 11.00 | | | -0.65 | Pass | | |
| | | | | 52/37 | | 0.00 | 0.00 | 10.55 | 11.00 | | | -0.65 | Pass | | |
| | | | | 106/53 | | 0.00 | 0.00 | 10.62 | 11.00 | | | -0.65 | Pass | | |
| BE20 | MCS0 | 2 | 44 | Full | 5220 | 0.00 | 0.00 | | | 10.49 | 11.00 | | | -0.65 | Pass |
| BE20 | MCS0 | 2 | 48 | Full | 5240 | 0.00 | 0.00 | | | 10.50 | 11.00 | | | -0.65 | Pass |
| | | | | 26/8 | | 0.00 | 0.00 | 10.14 | 11.00 | | | -0.65 | Pass | | |
| | | | | 52/40 | | 0.00 | 0.00 | 10.36 | 11.00 | | | -0.65 | Pass | | |
| | | | | 106/54 | | 0.00 | 0.00 | 10.21 | 11.00 | | | -0.65 | Pass | | |
| BE40 | MCS0 | 2 | 38 | Full | 5190 | 0.00 | 0.00 | | | 8.65 | 11.00 | | | -0.65 | Pass |
| BE40 | MCS0 | 2 | 46 | Full | 5230 | 0.00 | 0.00 | | | 8.66 | 11.00 | | | -0.65 | Pass |
| BE80 | MCS0 | 2 | 42 | Full | 5210 | 0.00 | 0.00 | | | 5.59 | 11.00 | | | -0.65 | Pass |
| BE160 | MCS0 | 2 | 50 | Full | 5250 | 0.10 | 0.10 | | | 3.72 | 11.00 | | | -0.65 | Pass |

TEST RESULTS DATA
26dB and 99% OBW

| UNII-2A | | | | | | | | | | | | | |
|---------|-----------|-----|-----|-------------|---------------------|-----------------------|------------------------------------|-------|-----------------------------------|-------|--------------------------------------|-------|------|
| Mod. | Data Rate | NTX | CH. | Freq. (MHz) | 99% Bandwidth (MHz) | 26 dB Bandwidth (MHz) | IC 99% Bandwidth Power Limit (dBm) | | IC 99% Bandwidth EIRP Limit (dBm) | | FCC 26dB Bandwidth Power Limit (dBm) | | Note |
| | | | | | Ant 4 | Ant 4 | Ant 5 | Ant 4 | Ant 5 | Ant 4 | Ant 5 | Ant 4 | |
| 11a | 6Mbps | 2 | 52 | 5260 | 17.48 | 23.70 | 23.43 | | 29.43 | | 23.98 | | |
| 11a | 6Mbps | 2 | 60 | 5300 | 17.38 | 23.76 | 23.40 | | 29.40 | | 23.98 | | |
| 11a | 6Mbps | 2 | 64 | 5320 | 17.43 | 23.82 | 23.41 | | 29.41 | | 23.98 | | |
| BE20 | MCS0 | 2 | 52 | 5260 | 19.23 | 23.40 | 23.84 | | 29.84 | | 23.98 | | |
| BE20 | MCS0 | 2 | 60 | 5300 | 19.23 | 23.58 | 23.84 | | 29.84 | | 23.98 | | |
| BE20 | MCS0 | 2 | 64 | 5320 | 19.23 | 23.58 | 23.84 | | 29.84 | | 23.98 | | |
| BE40 | MCS0 | 2 | 54 | 5270 | 38.26 | 59.48 | 23.98 | | 30.00 | | 23.98 | | |
| BE40 | MCS0 | 2 | 62 | 5310 | 38.36 | 48.54 | 23.98 | | 30.00 | | 23.98 | | |
| BE80 | MCS0 | 2 | 58 | 5290 | 78.04 | 89.08 | 23.98 | | 30.00 | | 23.98 | | |

TEST RESULTS DATA
Average Power Table

| UNII-2A | | | | | | | | | | | | | | | | |
|---------|-----------|-----|------|-----------|-------------|------------------|-------|-------------------------------|-------|-------|---------------------------------|-------|----------|-------|------------------------|-----------|
| Mod. | Data Rate | NTX | CH. | RU Config | Freq. (MHz) | Duty Factor (dB) | | Average Conducted Power (dBm) | | | FCC Conducted Power Limit (dBm) | | DG (dBi) | | EIRP Power Limit (dBm) | Pass/Fail |
| | | | | | | Ant 5 | Ant 4 | Ant 5 | Ant 4 | SUM | Ant 5 | Ant 4 | Ant 5 | Ant 4 | | |
| 11a | 6Mbps | 2 | 52 | Full | 5260 | 0.04 | 0.03 | 19.08 | 19.49 | 22.30 | 23.98 | | -1.23 | 30 | Pass | |
| 11a | 6Mbps | 2 | 60 | Full | 5300 | 0.04 | 0.03 | 19.24 | 19.73 | 22.50 | 23.98 | | -1.23 | 30 | Pass | |
| 11a | 6Mbps | 2 | 64 | Full | 5320 | 0.04 | 0.03 | 17.88 | 18.08 | 20.99 | 23.98 | | -1.23 | 30 | Pass | |
| BE20 | MCS0 | 2 | 52 | Full | 5260 | 0.00 | 0.00 | 19.65 | 20.01 | 22.84 | 23.98 | | -1.23 | 30 | Pass | |
| | | | | 26/0 | | 0.00 | 0.00 | 10.92 | 10.90 | 13.92 | 23.98 | | -1.23 | 30 | Pass | |
| | | | | 52/37 | | 0.00 | 0.00 | 13.27 | 13.80 | 16.55 | 23.98 | | -1.23 | 30 | Pass | |
| | | | | 106/53 | | 0.00 | 0.00 | 16.32 | 17.26 | 19.83 | 23.98 | | -1.23 | 30 | Pass | |
| | | | 60 | Full | 5300 | 0.00 | 0.00 | 19.85 | 20.34 | 23.11 | 23.98 | | -1.23 | 30 | Pass | |
| | | | 64 | Full | 5320 | 0.00 | 0.00 | 18.01 | 18.14 | 21.09 | 23.98 | | -1.23 | 30 | Pass | |
| | | | | 26/8 | | 0.00 | 0.00 | 9.11 | 8.61 | 11.88 | 23.98 | | -1.23 | 30 | Pass | |
| | | | | 52/40 | | 0.00 | 0.00 | 12.02 | 11.40 | 14.73 | 23.98 | | -1.23 | 30 | Pass | |
| | | | | 106/54 | | 0.00 | 0.00 | 15.11 | 14.70 | 17.92 | 23.98 | | -1.23 | 30 | Pass | |
| | | | BE40 | MCS0 | 2 | 54 | Full | 5270 | 0.00 | 0.00 | 17.62 | 18.01 | 20.83 | 23.98 | | -1.23 |
| | | | 62 | Full | 5310 | 0.00 | 0.00 | 16.15 | 16.47 | 19.32 | 23.98 | | -1.23 | 30 | Pass | |
| BE80 | MCS0 | 2 | 58 | Full | 5290 | 0.00 | 0.00 | 15.36 | 15.77 | 18.58 | 23.98 | | -1.23 | 30 | Pass | |

TEST RESULTS DATA
Power Spectral Density

| UNII-2A | | | | | | | | | | | | | | | |
|---------|-----------|-----|-----|-----------|-------------|------------------|-------|---------------------------------|-------|-------|-----------------------------|-------|----------|-------|------------|
| Mod. | Data Rate | NTX | CH. | RU Config | Freq. (MHz) | Duty Factor (dB) | | Average Power Density (dBm/MHz) | | | Average PSD Limit (dBm/MHz) | | DG (dBi) | | Pass /Fail |
| | | | | | | Ant 5 | Ant 4 | Ant 5 | Ant 4 | SUM | Ant 5 | Ant 4 | Ant 5 | Ant 4 | |
| 11a | 6Mbps | 2 | 52 | Full | 5260 | 0.04 | 0.03 | | | 10.49 | 11.00 | 0.82 | | Pass | |
| 11a | 6Mbps | 2 | 60 | Full | 5300 | 0.04 | 0.03 | | | 10.80 | 11.00 | 0.82 | | Pass | |
| 11a | 6Mbps | 2 | 64 | Full | 5320 | 0.04 | 0.03 | | | 10.83 | 11.00 | 0.82 | | Pass | |
| BE20 | MCS0 | 2 | 52 | Full | 5260 | 0.00 | 0.00 | | | 10.55 | 11.00 | 0.82 | | Pass | |
| | | | | 26/0 | | 0.00 | 0.00 | | | 10.36 | 11.00 | 0.82 | | Pass | |
| | | | | 52/37 | | 0.00 | 0.00 | | | 10.10 | 11.00 | 0.82 | | Pass | |
| | | | | 106/53 | | 0.00 | 0.00 | | | 10.29 | 11.00 | 0.82 | | Pass | |
| BE20 | MCS0 | 2 | 60 | Full | 5300 | 0.00 | 0.00 | | | 10.76 | 11.00 | 0.82 | | Pass | |
| BE20 | MCS0 | 2 | 64 | Full | 5320 | 0.00 | 0.00 | | | 10.79 | 11.00 | 0.82 | | Pass | |
| | | | | 26/8 | | 0.00 | 0.00 | | | 10.27 | 11.00 | 0.82 | | Pass | |
| | | | | 52/40 | | 0.00 | 0.00 | | | 10.14 | 11.00 | 0.82 | | Pass | |
| | | | | 106/54 | | 0.00 | 0.00 | | | 10.25 | 11.00 | 0.82 | | Pass | |
| BE40 | MCS0 | 2 | 54 | Full | 5270 | 0.00 | 0.00 | | | 8.78 | 11.00 | 0.82 | | Pass | |
| BE40 | MCS0 | 2 | 62 | Full | 5310 | 0.00 | 0.00 | | | 8.96 | 11.00 | 0.82 | | Pass | |
| BE80 | MCS0 | 2 | 58 | Full | 5290 | 0.00 | 0.00 | | | 5.93 | 11.00 | 0.82 | | Pass | |

TEST RESULTS DATA
26dB and 99% OBW

| UNII-2C | | | | | | | | | | | | | |
|---------|-----------|-----------------|-----|-------------|---------------------|-----------------------|------------------------------------|-------|-----------------------------------|-------|--------------------------------------|-------|------|
| Mod. | Data Rate | N _{TX} | CH. | Freq. (MHz) | 99% Bandwidth (MHz) | 26 dB Bandwidth (MHz) | IC 99% Bandwidth Power Limit (dBm) | | IC 99% Bandwidth EIRP Limit (dBm) | | FCC 26dB Bandwidth Power Limit (dBm) | | Note |
| | | | | | Ant 4 | Ant 4 | Ant 5 | Ant 4 | Ant 5 | Ant 4 | Ant 5 | Ant 4 | |
| 11a | 6Mbps | 2 | 100 | 5500 | 17.48 | 23.76 | 23.43 | | 29.43 | | 23.98 | | |
| 11a | 6Mbps | 2 | 116 | 5580 | 17.43 | 23.64 | 23.41 | | 29.41 | | 23.98 | | |
| 11a | 6Mbps | 2 | 140 | 5700 | 17.48 | 23.76 | 23.43 | | 29.43 | | 23.98 | | |
| BE20 | MCS0 | 2 | 100 | 5500 | 19.28 | 23.64 | 23.85 | | 29.85 | | 23.98 | | |
| BE20 | MCS0 | 2 | 116 | 5580 | 19.23 | 23.52 | 23.84 | | 29.84 | | 23.98 | | |
| BE20 | MCS0 | 2 | 140 | 5700 | 19.23 | 23.58 | 23.84 | | 29.84 | | 23.98 | | |
| BE40 | MCS0 | 2 | 102 | 5510 | 38.26 | 44.30 | 23.98 | | 30.00 | | 23.98 | | |
| BE40 | MCS0 | 2 | 110 | 5550 | 38.36 | 71.70 | 23.98 | | 30.00 | | 23.98 | | |
| BE40 | MCS0 | 2 | 134 | 5670 | 38.46 | 74.54 | 23.98 | | 30.00 | | 23.98 | | |
| BE80 | MCS0 | 2 | 106 | 5530 | 78.04 | 89.73 | 23.98 | | 30.00 | | 23.98 | | |

TEST RESULTS DATA
Average Power Table

| UNII-2C | | | | | | | | | | | | | | | | |
|---------|-----------|------|------|-----------|-------------|------------------|-------|-------------------------------|-------|-------|---------------------------------|-------|----------|-------|------------------------|-----------|
| Mod. | Data Rate | NTX | CH. | RU Config | Freq. (MHz) | Duty Factor (dB) | | Average Conducted Power (dBm) | | | FCC Conducted Power Limit (dBm) | | DG (dBi) | | EIRP Power Limit (dBm) | Pass/Fail |
| | | | | | | Ant 5 | Ant 4 | Ant 5 | Ant 4 | SUM | Ant 5 | Ant 4 | Ant 5 | Ant 4 | | |
| 11a | 6Mbps | 2 | 100 | Full | 5500 | 0.04 | 0.03 | 18.42 | 18.49 | 21.47 | 23.98 | | -1.51 | | 30 | Pass |
| 11a | 6Mbps | 2 | 116 | Full | 5580 | 0.04 | 0.03 | 19.44 | 19.37 | 22.42 | 23.98 | | -1.51 | | 30 | Pass |
| 11a | 6Mbps | 2 | 140 | Full | 5700 | 0.04 | 0.03 | 18.67 | 17.85 | 21.29 | 23.98 | | -1.51 | | 30 | Pass |
| BE20 | MCS0 | 2 | 100 | Full | 5500 | 0.00 | 0.00 | 18.50 | 18.57 | 21.55 | 23.98 | | -1.51 | | 30 | Pass |
| | | | | 26/0 | | 0.00 | 0.00 | 9.25 | 10.41 | 12.88 | 23.98 | | -1.51 | | 30 | Pass |
| | | | | 52/37 | | 0.00 | 0.00 | 12.14 | 13.22 | 15.72 | 23.98 | | -1.51 | | 30 | Pass |
| | | | | 106/53 | | 0.00 | 0.00 | 15.38 | 16.00 | 18.71 | 23.98 | | -1.51 | | 30 | Pass |
| | | | 116 | Full | 5580 | 0.00 | 0.00 | 20.08 | 19.82 | 22.96 | 23.98 | | -1.51 | | 30 | Pass |
| | | | 132 | Full | 5660 | 0.00 | 0.00 | 20.05 | 19.54 | 22.81 | 23.98 | | -1.51 | | 30 | Pass |
| | | | 136 | Full | 5680 | 0.00 | 0.00 | 17.18 | 16.58 | 19.90 | 23.98 | | -1.51 | | 30 | Pass |
| | | | 140 | Full | 5700 | 0.00 | 0.00 | 17.16 | 16.40 | 19.81 | 23.98 | | -1.51 | | 30 | Pass |
| | | | | 26/8 | | 0.00 | 0.00 | 7.88 | 7.83 | 10.87 | 23.98 | | -1.51 | | 30 | Pass |
| | | | | 52/40 | | 0.00 | 0.00 | 10.75 | 10.63 | 13.70 | 23.98 | | -1.51 | | 30 | Pass |
| | | | | 106/54 | | 0.00 | 0.00 | 13.94 | 13.51 | 16.74 | 23.98 | | -1.51 | | 30 | Pass |
| | | | BE40 | MCS0 | 2 | 102 | Full | 5510 | 0.00 | 0.00 | 16.64 | 16.03 | 19.36 | 23.98 | | -1.51 |
| 110 | Full | 5550 | | | | 0.00 | 0.00 | 17.65 | 16.86 | 20.28 | 23.98 | | -1.51 | | 30 | Pass |
| 118 | Full | 5590 | | | | 0.00 | 0.00 | 20.70 | 19.86 | 23.31 | 23.98 | | -1.51 | | 30 | Pass |
| 126 | Full | 5630 | | | | 0.00 | 0.00 | 18.68 | 17.83 | 21.29 | 23.98 | | -1.51 | | 30 | Pass |
| 134 | Full | 5670 | | | | 0.00 | 0.00 | 16.72 | 16.02 | 19.39 | 23.98 | | -1.51 | | 30 | Pass |
| BE80 | MCS0 | 2 | 106 | Full | 5530 | 0.00 | 0.00 | 16.05 | 15.23 | 18.67 | 23.98 | | -1.51 | | 30 | Pass |

TEST RESULTS DATA
Power Spectral Density

| UNII-2C | | | | | | | | | | | | | | | |
|---------|-----------|-----|-----|--------|-------------|------------------|-------|---------------------------------|-------|-------|-----------------------------|-------|----------|-------|------------|
| Mod. | Data Rate | NTX | CH. | | Freq. (MHz) | Duty Factor (dB) | | Average Power Density (dBm/MHz) | | | Average PSD Limit (dBm/MHz) | | DG (dBi) | | Pass /Fail |
| | | | | | | Ant 5 | Ant 4 | Ant 5 | Ant 4 | SUM | Ant 5 | Ant 4 | Ant 5 | Ant 4 | |
| 11a | 6Mbps | 2 | 100 | Full | 5500 | 0.04 | 0.03 | | | 10.62 | 11.00 | 0.46 | | | Pass |
| 11a | 6Mbps | 2 | 116 | Full | 5580 | 0.04 | 0.03 | | | 10.52 | 11.00 | 0.46 | | | Pass |
| 11a | 6Mbps | 2 | 140 | Full | 5700 | 0.04 | 0.03 | | | 10.34 | 11.00 | 0.46 | | | Pass |
| BE20 | MCS0 | 2 | 100 | Full | 5500 | 0.00 | 0.00 | | | 10.72 | 11.00 | 0.46 | | | Pass |
| | | | | 26/0 | | 0.00 | 0.00 | | | 10.53 | 11.00 | 0.46 | | Pass | |
| | | | | 52/37 | | 0.00 | 0.00 | | | 10.55 | 11.00 | 0.46 | | Pass | |
| | | | | 106/53 | | 0.00 | 0.00 | | | 10.57 | 11.00 | 0.46 | | Pass | |
| BE20 | MCS0 | 2 | 116 | Full | 5580 | 0.00 | 0.00 | | | 10.52 | 11.00 | 0.46 | | Pass | |
| BE20 | MCS0 | 2 | 140 | Full | 5700 | 0.00 | 0.00 | | | 10.31 | 11.00 | 0.46 | | | Pass |
| | | | | 26/8 | | 0.00 | 0.00 | | | 10.12 | 11.00 | 0.46 | | Pass | |
| | | | | 52/40 | | 0.00 | 0.00 | | | 10.14 | 11.00 | 0.46 | | Pass | |
| | | | | 106/54 | | 0.00 | 0.00 | | | 10.07 | 11.00 | 0.46 | | Pass | |
| BE40 | MCS0 | 2 | 102 | Full | 5510 | 0.00 | 0.00 | | | 7.99 | 11.00 | 0.46 | | Pass | |
| BE40 | MCS0 | 2 | 110 | Full | 5550 | 0.00 | 0.00 | | | 7.83 | 11.00 | 0.46 | | Pass | |
| BE40 | MCS0 | 2 | 134 | Full | 5670 | 0.00 | 0.00 | | | 7.77 | 11.00 | 0.46 | | Pass | |
| BE80 | MCS0 | 2 | 106 | Full | 5530 | 0.00 | 0.00 | | | 4.98 | 11.00 | 0.46 | | Pass | |

TEST RESULTS DATA
6dB and 26dB EBW and 99% OBW

| UNII-3 | | | | | | | | | |
|--------|-----------|-----|-----|-------------|---------------------|----------------------|----------------------|---------------------------------|-----------|
| Mod. | Data Rate | NTX | CH. | Freq. (MHz) | 99% Bandwidth (MHz) | 26dB Bandwidth (MHz) | 6 dB Bandwidth (MHz) | 6 dB Bandwidth Min. Limit (MHz) | Pass/Fail |
| | | | | | Ant 5 | Ant 5 | Ant 5 | Ant 5 | |
| 11a | 6Mbps | 2 | 149 | 5745 | 17.88 | 24.48 | 16.45 | 0.5 | Pass |
| 11a | 6Mbps | 2 | 157 | 5785 | 18.08 | 24.28 | 16.40 | 0.5 | Pass |
| 11a | 6Mbps | 2 | 165 | 5825 | 18.13 | 24.98 | 16.40 | 0.5 | Pass |
| EHT20 | MCS0 | 2 | 149 | 5745 | 19.48 | 31.87 | 18.95 | 0.5 | Pass |
| EHT20 | MCS0 | 2 | 157 | 5785 | 19.53 | 39.26 | 19.05 | 0.5 | Pass |
| EHT20 | MCS0 | 2 | 165 | 5825 | 19.48 | 38.16 | 19.05 | 0.5 | Pass |
| EHT40 | MCS0 | 2 | 151 | 5755 | 38.16 | 154.65 | 38.43 | 0.5 | Pass |
| EHT40 | MCS0 | 2 | 159 | 5795 | 38.06 | 137.46 | 38.34 | 0.5 | Pass |
| EHT80 | MCS0 | 2 | 155 | 5775 | 78.28 | 220.58 | 78.56 | 0.5 | Pass |

TEST RESULTS DATA
Average Power Table

| UNII-3 | | | | | | | | | | | | | | | |
|--------|-----------|-----|-----|-----------|-------------|------------------|-------|-------------------------------|-------|-------|---------------------------------|-------|----------|-------|-----------|
| Mod. | Data Rate | NTX | CH. | RU Config | Freq. (MHz) | Duty Factor (dB) | | Average Conducted Power (dBm) | | | FCC Conducted Power Limit (dBm) | | DG (dBi) | | Pass/Fail |
| | | | | | | Ant 5 | Ant 4 | Ant 5 | Ant 4 | SUM | Ant 5 | Ant 4 | Ant 5 | Ant 4 | |
| 11a | 6Mbps | 2 | 149 | Full | 5745 | 0.04 | 0.03 | 21.41 | 20.55 | 24.01 | 30.00 | | -1.05 | | Pass |
| 11a | 6Mbps | 2 | 157 | Full | 5785 | 0.04 | 0.03 | 21.29 | 20.74 | 24.04 | 30.00 | | -1.05 | | Pass |
| 11a | 6Mbps | 2 | 165 | Full | 5825 | 0.04 | 0.03 | 21.17 | 20.98 | 24.09 | 30.00 | | -1.05 | | Pass |
| EHT20 | MCS0 | 2 | 149 | Full | 5745 | 0.00 | 0.00 | 21.44 | 20.58 | 24.04 | 30.00 | | -1.05 | | Pass |
| EHT20 | MCS0 | 2 | 149 | 26/0 | 5745 | 0.00 | 0.00 | 11.57 | 11.30 | 14.45 | 30.00 | | -1.05 | | Pass |
| EHT20 | MCS0 | 2 | 149 | 52/37 | 5745 | 0.00 | 0.00 | 14.47 | 14.08 | 17.29 | 30.00 | | -1.05 | | Pass |
| EHT20 | MCS0 | 2 | 149 | 106/53 | 5745 | 0.00 | 0.00 | 17.65 | 16.98 | 20.34 | 30.00 | | -1.05 | | Pass |
| EHT20 | MCS0 | 2 | 157 | Full | 5785 | 0.00 | 0.00 | 21.38 | 20.75 | 24.09 | 30.00 | | -1.05 | | Pass |
| EHT20 | MCS0 | 2 | 165 | Full | 5825 | 0.00 | 0.00 | 21.20 | 21.00 | 24.11 | 30.00 | | -1.05 | | Pass |
| EHT20 | MCS0 | 2 | 165 | 26/8 | 5825 | 0.00 | 0.00 | 11.38 | 11.37 | 14.39 | 30.00 | | -1.05 | | Pass |
| EHT20 | MCS0 | 2 | 165 | 52/40 | 5825 | 0.00 | 0.00 | 14.25 | 14.70 | 17.49 | 30.00 | | -1.05 | | Pass |
| EHT20 | MCS0 | 2 | 165 | 106/54 | 5825 | 0.00 | 0.00 | 17.47 | 17.55 | 20.52 | 30.00 | | -1.05 | | Pass |
| EHT40 | MCS0 | 2 | 151 | Full | 5755 | 0.00 | 0.00 | 17.92 | 17.54 | 20.74 | 30.00 | | -1.05 | | Pass |
| EHT40 | MCS0 | 2 | 159 | Full | 5795 | 0.00 | 0.00 | 18.28 | 18.04 | 21.17 | 30.00 | | -1.05 | | Pass |
| EHT80 | MCS0 | 2 | 155 | Full | 5775 | 0.00 | 0.00 | 17.73 | 17.22 | 20.49 | 30.00 | | -1.05 | | Pass |

TEST RESULTS DATA
Power Spectral Density

| UNII-3 | | | | | | | | | | | | | | | | | |
|--------|-----------|-----|-----|-----------|-------------|------------------|-------|---------------------------------|-------|------------------------------------|-------|-------|--------------------------------|-------|----------|-------|------------|
| Mod. | Data Rate | NTX | CH. | RU Config | Freq. (MHz) | Duty Factor (dB) | | 10log (500kHz /RBW) Factor (dB) | | Average Power Density (dBm/500kHz) | | | Average PSD Limit (dBm/500kHz) | | DG (dBi) | | Pass /Fail |
| | | | | | | Ant 5 | Ant 4 | Ant 5 | Ant 4 | Ant 5 | Ant 4 | SUM | Ant 5 | Ant 4 | Ant 5 | Ant 4 | |
| 11a | 6Mbps | 2 | 149 | Full | 5745 | 0.04 | 0.03 | 2.22 | 6.81 | 6.15 | 9.82 | 30.00 | | 1.47 | | Pass | |
| 11a | 6Mbps | 2 | 157 | Full | 5785 | 0.04 | 0.03 | 2.22 | 6.68 | 6.18 | 9.69 | 30.00 | | 1.47 | | Pass | |
| 11a | 6Mbps | 2 | 165 | Full | 5825 | 0.04 | 0.03 | 2.22 | 6.52 | 6.41 | 9.53 | 30.00 | | 1.47 | | Pass | |
| EHT20 | MCS0 | 2 | 149 | Full | 5745 | 0.00 | 0.00 | 2.22 | 6.00 | 5.05 | 9.01 | 30.00 | | 1.47 | | Pass | |
| EHT20 | MCS0 | 2 | 149 | 26/0 | 5745 | 0.00 | 0.00 | 2.22 | 5.61 | 5.39 | 8.62 | 30.00 | | 1.47 | | Pass | |
| EHT20 | MCS0 | 2 | 149 | 52/37 | 5745 | 0.00 | 0.00 | 2.22 | 5.67 | 5.38 | 8.68 | 30.00 | | 1.47 | | Pass | |
| EHT20 | MCS0 | 2 | 149 | 106/53 | 5745 | 0.00 | 0.00 | 2.22 | 5.64 | 5.43 | 8.65 | 30.00 | | 1.47 | | Pass | |
| EHT20 | MCS0 | 2 | 157 | Full | 5785 | 0.00 | 0.00 | 2.22 | 6.01 | 5.40 | 9.02 | 30.00 | | 1.47 | | Pass | |
| EHT20 | MCS0 | 2 | 165 | Full | 5825 | 0.00 | 0.00 | 2.22 | 5.93 | 5.60 | 8.94 | 30.00 | | 1.47 | | Pass | |
| EHT20 | MCS0 | 2 | 165 | 26/8 | 5825 | 0.00 | 0.00 | 2.22 | 5.44 | 5.41 | 8.45 | 30.00 | | 1.47 | | Pass | |
| EHT20 | MCS0 | 2 | 165 | 52/40 | 5825 | 0.00 | 0.00 | 2.22 | 5.39 | 5.86 | 8.87 | 30.00 | | 1.47 | | Pass | |
| EHT20 | MCS0 | 2 | 165 | 106/54 | 5825 | 0.00 | 0.00 | 2.22 | 5.53 | 5.77 | 8.78 | 30.00 | | 1.47 | | Pass | |
| EHT40 | MCS0 | 2 | 151 | Full | 5755 | 0.00 | 0.00 | 2.22 | 2.99 | 2.00 | 6.00 | 30.00 | | 1.47 | | Pass | |
| EHT40 | MCS0 | 2 | 159 | Full | 5795 | 0.00 | 0.00 | 2.22 | 2.91 | 2.29 | 5.92 | 30.00 | | 1.47 | | Pass | |
| EHT80 | MCS0 | 2 | 155 | Full | 5775 | 0.00 | 0.00 | 2.22 | -0.54 | -1.18 | 2.47 | 30.00 | | 1.47 | | Pass | |

TEST RESULTS DATA
26dB and 99% OBW

| UNII-1 | | | | | | | | | | | |
|--------|-----------|-----|-----|-------------|---------------------|-----------------------|------------------------------------|-------|-----------------------------------|-------|------|
| Mod. | Data Rate | NTX | CH. | Freq. (MHz) | 99% Bandwidth (MHz) | 26 dB Bandwidth (MHz) | IC 99% Bandwidth Power Limit (dBm) | | IC 99% Bandwidth EIRP Limit (dBm) | | Note |
| | | | | | Ant 5 | Ant 5 | Ant 5 | Ant 6 | Ant 5 | Ant 6 | |
| 11a | 6Mbps | 2 | 36 | 5180 | 17.53 | 23.82 | - | - | 22.44 | - | |
| 11a | 6Mbps | 2 | 44 | 5220 | 17.43 | 23.82 | - | - | 22.41 | - | |
| 11a | 6Mbps | 2 | 48 | 5240 | 17.48 | 23.70 | - | - | 22.43 | - | |
| BE20 | MCS0 | 2 | 36 | 5180 | 19.28 | 23.04 | - | - | 22.85 | - | |
| BE20 | MCS0 | 2 | 44 | 5220 | 19.23 | 23.52 | - | - | 22.84 | - | |
| BE20 | MCS0 | 2 | 48 | 5240 | 19.23 | 23.52 | - | - | 22.84 | - | |
| BE40 | MCS0 | 2 | 38 | 5190 | 38.36 | 61.14 | - | - | 23.01 | - | |
| BE40 | MCS0 | 2 | 46 | 5230 | 38.16 | 59.54 | - | - | 23.01 | - | |
| BE80 | MCS0 | 2 | 42 | 5210 | 77.92 | 91.47 | - | - | 23.01 | - | |
| BE160 | MCS0 | 2 | 50 | 5250 | 157.76 | 354.85 | - | - | 23.01 | - | |

TEST RESULTS DATA
Average Power Table

| UNII-1 | | | | | | | | | | | | | | | | | | |
|--------|-----------|-----------------|------|-----------|-------------|------------------|-------|-------------------------------|-------|-------|---------------------------------|-------|----------|-------|-----------|-------|------|------|
| Mod. | Data Rate | N _{TX} | CH. | RU Config | Freq. (MHz) | Duty Factor (dB) | | Average Conducted Power (dBm) | | | FCC Conducted Power Limit (dBm) | | DG (dBi) | | Pass/Fail | | | |
| | | | | | | Ant 5 | Ant 6 | Ant 5 | Ant 6 | SUM | Ant 5 | Ant 6 | Ant 5 | Ant 6 | | | | |
| 11a | 6Mbps | 2 | 36 | Full | 5180 | 0.04 | 0.03 | 17.78 | 15.79 | 19.91 | 24.00 | | -2.76 | | Pass | | | |
| 11a | 6Mbps | 2 | 44 | Full | 5220 | 0.04 | 0.03 | 19.89 | 17.89 | 22.02 | 24.00 | | -2.76 | | Pass | | | |
| 11a | 6Mbps | 2 | 48 | Full | 5240 | 0.04 | 0.03 | 19.91 | 17.90 | 22.03 | 24.00 | | -2.76 | | Pass | | | |
| BE20 | MCS0 | 2 | 36 | Full | 5180 | 0.00 | 0.00 | 17.12 | 15.11 | 19.24 | 24.00 | | -2.76 | | Pass | | | |
| | | | | 26/0 | | 0.00 | 0.00 | 7.96 | 5.06 | 9.76 | 24.00 | | -2.76 | | Pass | | | |
| | | | | 52/37 | | 0.00 | 0.00 | 10.50 | 8.12 | 12.48 | 24.00 | | -2.76 | | Pass | | | |
| | | | | 106/53 | | 0.00 | 0.00 | 13.01 | 11.30 | 15.25 | 24.00 | | -2.76 | | Pass | | | |
| | | | 40 | Full | 5200 | 0.00 | 0.00 | 18.54 | 16.46 | 20.63 | 24.00 | | -2.76 | | Pass | | | |
| | | | 44 | Full | 5220 | 0.00 | 0.00 | 20.65 | 18.53 | 22.73 | 24.00 | | -2.76 | | Pass | | | |
| | | | 48 | Full | 5240 | 0.00 | 0.00 | 20.75 | 18.59 | 22.81 | 24.00 | | -2.76 | | Pass | | | |
| | | | | 26/8 | | 0.00 | 0.00 | 11.34 | 8.16 | 13.05 | 24.00 | | -2.76 | | Pass | | | |
| | | | | 52/40 | | 0.00 | 0.00 | 14.40 | 11.43 | 16.17 | 24.00 | | -2.76 | | Pass | | | |
| | | | | 106/54 | | 0.00 | 0.00 | 17.00 | 14.56 | 18.96 | 24.00 | | -2.76 | | Pass | | | |
| | | | BE40 | MCS0 | 2 | 38 | Full | 5190 | 0.00 | 0.00 | 16.97 | 14.76 | 19.01 | 24.00 | | -2.76 | | Pass |
| | | | 46 | | | Full | 5230 | 0.00 | 0.00 | 17.38 | 15.42 | 19.52 | 24.00 | | -2.76 | | Pass | |
| BE80 | MCS0 | 2 | 42 | Full | 5210 | 0.00 | 0.00 | 15.58 | 13.86 | 17.81 | 24.00 | | -2.76 | | Pass | | | |
| BE160 | MCS0 | 2 | 50 | Full | 5250 | 0.10 | 0.10 | 14.82 | 12.98 | 17.01 | 24.00 | | -2.76 | | Pass | | | |

TEST RESULTS DATA
Power Spectral Density

| UNII-1 | | | | | | | | | | | | | | | |
|--------|-----------|-----|-----|-----------|-------------|------------------|-------|---------------------------------|-------|-------|-----------------------------|-------|----------|-------|------------|
| Mod. | Data Rate | NTX | CH. | RU Config | Freq. (MHz) | Duty Factor (dB) | | Average Power Density (dBm/MHz) | | | Average PSD Limit (dBm/MHz) | | DG (dBi) | | Pass /Fail |
| | | | | | | Ant 5 | Ant 6 | Ant 5 | Ant 6 | SUM | Ant 5 | Ant 6 | Ant 5 | Ant 6 | |
| 11a | 6Mbps | 2 | 36 | Full | 5180 | 0.04 | 0.03 | | | 10.64 | 11.00 | 0.06 | | | Pass |
| 11a | 6Mbps | 2 | 44 | Full | 5220 | 0.04 | 0.03 | | | 10.68 | 11.00 | 0.06 | | | Pass |
| 11a | 6Mbps | 2 | 48 | Full | 5240 | 0.04 | 0.03 | | | 10.70 | 11.00 | 0.06 | | | Pass |
| BE20 | MCS0 | 2 | 36 | Full | 5180 | 0.00 | 0.00 | | | 10.42 | 11.00 | 0.06 | | | Pass |
| | | | | 26/0 | | 0.00 | 0.00 | 10.20 | 11.00 | 0.06 | | | Pass | | |
| | | | | 52/37 | | 0.00 | 0.00 | 10.09 | 11.00 | 0.06 | | | Pass | | |
| | | | | 106/53 | | 0.00 | 0.00 | 9.86 | 11.00 | 0.06 | | | Pass | | |
| BE20 | MCS0 | 2 | 44 | Full | 5220 | 0.00 | 0.00 | | | 10.47 | 11.00 | 0.06 | | | Pass |
| BE20 | MCS0 | 2 | 48 | Full | 5240 | 0.00 | 0.00 | | | 10.45 | 11.00 | 0.06 | | | Pass |
| | | | | 26/8 | | 0.00 | 0.00 | 10.08 | 11.00 | 0.06 | | | Pass | | |
| | | | | 52/40 | | 0.00 | 0.00 | 10.33 | 11.00 | 0.06 | | | Pass | | |
| | | | | 106/54 | | 0.00 | 0.00 | 9.90 | 11.00 | 0.06 | | | Pass | | |
| BE40 | MCS0 | 2 | 38 | Full | 5190 | 0.00 | 0.00 | | | 7.70 | 11.00 | 0.06 | | | Pass |
| BE40 | MCS0 | 2 | 46 | Full | 5230 | 0.00 | 0.00 | | | 7.76 | 11.00 | 0.06 | | | Pass |
| BE80 | MCS0 | 2 | 42 | Full | 5210 | 0.00 | 0.00 | | | 4.64 | 11.00 | 0.06 | | | Pass |
| BE160 | MCS0 | 2 | 50 | Full | 5250 | 0.10 | 0.10 | | | 2.62 | 11.00 | 0.06 | | | Pass |

TEST RESULTS DATA
26dB and 99% OBW

| UNII-2A | | | | | | | | | | | | | |
|---------|-----------|-----|-----|-------------|---------------------|-----------------------|------------------------------------|-------|-----------------------------------|-------|--------------------------------------|-------|------|
| Mod. | Data Rate | Ntx | CH. | Freq. (MHz) | 99% Bandwidth (MHz) | 26 dB Bandwidth (MHz) | IC 99% Bandwidth Power Limit (dBm) | | IC 99% Bandwidth EIRP Limit (dBm) | | FCC 26dB Bandwidth Power Limit (dBm) | | Note |
| | | | | | Ant 5 | Ant 5 | Ant 5 | Ant 6 | Ant 5 | Ant 6 | Ant 5 | Ant 6 | |
| 11a | 6Mbps | 2 | 52 | 5260 | 17.38 | 23.40 | 23.40 | | 29.40 | | 23.98 | | |
| 11a | 6Mbps | 2 | 60 | 5300 | 17.43 | 23.70 | 23.41 | | 29.41 | | 23.98 | | |
| 11a | 6Mbps | 2 | 64 | 5320 | 17.48 | 23.76 | 23.43 | | 29.43 | | 23.98 | | |
| BE20 | MCS0 | 2 | 52 | 5260 | 19.28 | 23.52 | 23.85 | | 29.85 | | 23.98 | | |
| BE20 | MCS0 | 2 | 60 | 5300 | 19.28 | 23.46 | 23.85 | | 29.85 | | 23.98 | | |
| BE20 | MCS0 | 2 | 64 | 5320 | 19.23 | 23.34 | 23.84 | | 29.84 | | 23.98 | | |
| BE40 | MCS0 | 2 | 54 | 5270 | 38.26 | 46.75 | 23.98 | | 30.00 | | 23.98 | | |
| BE40 | MCS0 | 2 | 62 | 5310 | 38.26 | 44.96 | 23.98 | | 30.00 | | 23.98 | | |
| BE80 | MCS0 | 2 | 58 | 5290 | 79.72 | 246.95 | 23.98 | | 30.00 | | 23.98 | | |

TEST RESULTS DATA
Average Power Table

| UNII-2A | | | | | | | | | | | | | | | | | |
|---------|-----------|-----------------|-------|-----------|-------------|------------------|-------|-------------------------------|-------|-------|---------------------------------|-------|----------|-------|------------------------|-----------|------|
| Mod. | Data Rate | N _{TX} | CH. | RU Config | Freq. (MHz) | Duty Factor (dB) | | Average Conducted Power (dBm) | | | FCC Conducted Power Limit (dBm) | | DG (dBi) | | EIRP Power Limit (dBm) | Pass/Fail | |
| | | | | | | Ant 5 | Ant 6 | Ant 5 | Ant 6 | SUM | Ant 5 | Ant 6 | Ant 5 | Ant 6 | | | |
| 11a | 6Mbps | 2 | 52 | Full | 5260 | 0.04 | 0.03 | 19.94 | 17.77 | 22.00 | 23.98 | | -1.23 | 30 | Pass | | |
| 11a | 6Mbps | 2 | 60 | Full | 5300 | 0.04 | 0.03 | 19.63 | 17.63 | 21.76 | 23.98 | | -1.23 | 30 | Pass | | |
| 11a | 6Mbps | 2 | 64 | Full | 5320 | 0.04 | 0.03 | 18.20 | 16.08 | 20.28 | 23.98 | | -1.23 | 30 | Pass | | |
| BE20 | MCS0 | 2 | 52 | Full | 5260 | 0.00 | 0.00 | 20.75 | 18.53 | 22.79 | 23.98 | | -1.23 | 30 | Pass | | |
| | | | | 26/0 | | 0.00 | 0.00 | 11.25 | 8.77 | 13.19 | 23.98 | | -1.23 | 30 | Pass | | |
| | | | | 52/37 | | 0.00 | 0.00 | 14.08 | 12.05 | 16.19 | 23.98 | | -1.23 | 30 | Pass | | |
| | | | | 106/53 | | 0.00 | 0.00 | 16.61 | 15.00 | 18.89 | 23.98 | | -1.23 | 30 | Pass | | |
| | | | 60 | Full | 5300 | 0.00 | 0.00 | 20.97 | 18.80 | 23.03 | 23.98 | | -1.23 | 30 | Pass | | |
| | | | | 64 | | Full | 5320 | 0.00 | 0.00 | 18.15 | 15.80 | 20.14 | 23.98 | | -1.23 | 30 | Pass |
| | | | | | | 26/8 | | 0.00 | 0.00 | 8.84 | 5.85 | 10.61 | 23.98 | | -1.23 | 30 | Pass |
| | | | | | | 52/40 | | 0.00 | 0.00 | 11.87 | 8.77 | 13.60 | 23.98 | | -1.23 | 30 | Pass |
| 106/54 | 0.00 | 0.00 | 14.40 | 11.57 | 16.22 | 23.98 | | | -1.23 | 30 | Pass | | | | | | |
| BE40 | MCS0 | 2 | 54 | Full | 5270 | 0.00 | 0.00 | 17.84 | 15.91 | 19.99 | 23.98 | | -1.23 | 30 | Pass | | |
| | | | 62 | Full | 5310 | 0.00 | 0.00 | 16.23 | 14.41 | 18.42 | 23.98 | | -1.23 | 30 | Pass | | |
| BE80 | MCS0 | 2 | 58 | Full | 5290 | 0.00 | 0.00 | 15.74 | 13.97 | 17.95 | 23.98 | | -1.23 | 30 | Pass | | |

TEST RESULTS DATA
Power Spectral Density

| UNII-2A | | | | | | | | | | | | | | | |
|---------|-----------|-----|-----|-----------|-------------|------------------|-------|---------------------------------|-------|-------|-----------------------------|-------|----------|-------|------------|
| Mod. | Data Rate | NTX | CH. | RU Config | Freq. (MHz) | Duty Factor (dB) | | Average Power Density (dBm/MHz) | | | Average PSD Limit (dBm/MHz) | | DG (dBi) | | Pass /Fail |
| | | | | | | Ant 5 | Ant 6 | Ant 5 | Ant 6 | SUM | Ant 5 | Ant 6 | Ant 5 | Ant 6 | |
| 11a | 6Mbps | 2 | 52 | Full | 5260 | 0.04 | 0.03 | | | 10.63 | 11.00 | 0.91 | | Pass | |
| 11a | 6Mbps | 2 | 60 | Full | 5300 | 0.04 | 0.03 | | | 10.49 | 11.00 | 0.91 | | Pass | |
| 11a | 6Mbps | 2 | 64 | Full | 5320 | 0.04 | 0.03 | | | 10.52 | 11.00 | 0.91 | | Pass | |
| BE20 | MCS0 | 2 | 52 | Full | 5260 | 0.00 | 0.00 | | | 10.45 | 11.00 | 0.91 | | Pass | |
| | | | | 26/0 | | 0.00 | 0.00 | 10.19 | 11.00 | 0.91 | | Pass | | | |
| | | | | 52/37 | | 0.00 | 0.00 | 10.34 | 11.00 | 0.91 | | Pass | | | |
| | | | | 106/53 | | 0.00 | 0.00 | 9.97 | 11.00 | 0.91 | | Pass | | | |
| BE20 | MCS0 | 2 | 60 | Full | 5300 | 0.00 | 0.00 | | | 10.65 | 11.00 | 0.91 | | Pass | |
| BE20 | MCS0 | 2 | 64 | Full | 5320 | 0.00 | 0.00 | | | 10.80 | 11.00 | 0.91 | | Pass | |
| | | | | 26/8 | | 0.00 | 0.00 | 10.61 | 11.00 | 0.91 | | Pass | | | |
| | | | | 52/40 | | 0.00 | 0.00 | 10.78 | 11.00 | 0.91 | | Pass | | | |
| | | | | 106/54 | | 0.00 | 0.00 | 10.31 | 11.00 | 0.91 | | Pass | | | |
| BE40 | MCS0 | 2 | 54 | Full | 5270 | 0.00 | 0.00 | | | 7.86 | 11.00 | 0.91 | | Pass | |
| BE40 | MCS0 | 2 | 62 | Full | 5310 | 0.00 | 0.00 | | | 8.11 | 11.00 | 0.91 | | Pass | |
| BE80 | MCS0 | 2 | 58 | Full | 5290 | 0.00 | 0.00 | | | 4.86 | 11.00 | 0.91 | | Pass | |

TEST RESULTS DATA
26dB and 99% OBW

| UNII-2C | | | | | | | | | | | | | |
|---------|-----------|-----------------|-----|-------------|---------------------|-----------------------|------------------------------------|-------|-----------------------------------|-------|--------------------------------------|-------|------|
| Mod. | Data Rate | N _{TX} | CH. | Freq. (MHz) | 99% Bandwidth (MHz) | 26 dB Bandwidth (MHz) | IC 99% Bandwidth Power Limit (dBm) | | IC 99% Bandwidth EIRP Limit (dBm) | | FCC 26dB Bandwidth Power Limit (dBm) | | Note |
| | | | | | Ant 5 | Ant 5 | Ant 5 | Ant 6 | Ant 5 | Ant 6 | Ant 5 | Ant 6 | |
| 11a | 6Mbps | 2 | 100 | 5500 | 17.48 | 23.76 | 23.43 | | 29.43 | | 23.98 | | |
| 11a | 6Mbps | 2 | 116 | 5580 | 17.43 | 23.76 | 23.41 | | 29.41 | | 23.98 | | |
| 11a | 6Mbps | 2 | 140 | 5700 | 17.43 | 23.76 | 23.41 | | 29.41 | | 23.98 | | |
| BE20 | MCS0 | 2 | 100 | 5500 | 19.23 | 23.64 | 23.84 | | 29.84 | | 23.98 | | |
| BE20 | MCS0 | 2 | 116 | 5580 | 19.48 | 23.58 | 23.90 | | 29.90 | | 23.98 | | |
| BE20 | MCS0 | 2 | 140 | 5700 | 19.28 | 23.64 | 23.85 | | 29.85 | | 23.98 | | |
| BE40 | MCS0 | 2 | 102 | 5510 | 38.16 | 44.56 | 23.98 | | 30.00 | | 23.98 | | |
| BE40 | MCS0 | 2 | 110 | 5550 | 38.26 | 74.93 | 23.98 | | 30.00 | | 23.98 | | |
| BE40 | MCS0 | 2 | 134 | 5670 | 38.46 | 74.73 | 23.98 | | 30.00 | | 23.98 | | |
| BE80 | MCS0 | 2 | 106 | 5530 | 78.16 | 172.63 | 23.98 | | 30.00 | | 23.98 | | |

TEST RESULTS DATA
Average Power Table

| UNII-2C | | | | | | | | | | | | | | | | |
|---------|-----------|-----|-----|-----------|-------------|------------------|-------|-------------------------------|-------|-------|---------------------------------|-------|----------|-------|------------------------|-----------|
| Mod. | Data Rate | NTX | CH. | RU Config | Freq. (MHz) | Duty Factor (dB) | | Average Conducted Power (dBm) | | | FCC Conducted Power Limit (dBm) | | DG (dBi) | | EIRP Power Limit (dBm) | Pass/Fail |
| | | | | | | Ant 5 | Ant 6 | Ant 5 | Ant 6 | SUM | Ant 5 | Ant 6 | Ant 5 | Ant 6 | | |
| 11a | 6Mbps | 2 | 100 | Full | 5500 | 0.04 | 0.03 | 19.22 | 17.17 | 21.33 | 23.98 | | -1.51 | 30 | Pass | |
| 11a | 6Mbps | 2 | 116 | Full | 5580 | 0.04 | 0.03 | 19.82 | 17.72 | 21.91 | 23.98 | | -1.51 | 30 | Pass | |
| 11a | 6Mbps | 2 | 140 | Full | 5700 | 0.04 | 0.03 | 18.92 | 16.27 | 20.81 | 23.98 | | -1.51 | 30 | Pass | |
| BE20 | MCS0 | 2 | 100 | Full | 5500 | 0.00 | 0.00 | 18.44 | 16.57 | 20.62 | 23.98 | | -1.51 | 30 | Pass | |
| | | | | 26/0 | | 0.00 | 0.00 | 8.35 | 7.51 | 10.96 | 23.98 | | -1.51 | 30 | Pass | |
| | | | | 52/37 | | 0.00 | 0.00 | 11.47 | 10.19 | 13.89 | 23.98 | | -1.51 | 30 | Pass | |
| | | | | 106/53 | | 0.00 | 0.00 | 14.58 | 12.95 | 16.85 | 23.98 | | -1.51 | 30 | Pass | |
| | | | 116 | Full | 5580 | 0.00 | 0.00 | 20.60 | 18.20 | 22.57 | 23.98 | | -1.51 | 30 | Pass | |
| | | | 136 | Full | 5680 | 0.00 | 0.00 | 19.38 | 16.34 | 21.13 | 23.98 | | -1.51 | 30 | Pass | |
| | | | 140 | Full | 5700 | 0.00 | 0.00 | 17.76 | 14.96 | 19.59 | 23.98 | | -1.51 | 30 | Pass | |
| | | | | 26/8 | | 0.00 | 0.00 | 8.05 | 5.95 | 10.14 | 23.98 | | -1.51 | 30 | Pass | |
| | | | | 52/40 | | 0.00 | 0.00 | 11.00 | 8.68 | 13.00 | 23.98 | | -1.51 | 30 | Pass | |
| | | | | 106/54 | | 0.00 | 0.00 | 14.15 | 11.50 | 16.03 | 23.98 | | -1.51 | 30 | Pass | |
| BE40 | MCS0 | 2 | 102 | Full | 5510 | 0.00 | 0.00 | 16.67 | 13.57 | 18.40 | 23.98 | | -1.51 | 30 | Pass | |
| | | | 110 | Full | 5550 | 0.00 | 0.00 | 18.58 | 15.72 | 20.39 | 23.98 | | -1.51 | 30 | Pass | |
| | | | 126 | Full | 5630 | 0.00 | 0.00 | 18.93 | 16.32 | 20.83 | 23.98 | | -1.51 | 30 | Pass | |
| | | | 134 | Full | 5670 | 0.00 | 0.00 | 16.98 | 14.36 | 18.87 | 23.98 | | -1.51 | 30 | Pass | |
| BE80 | MCS0 | 2 | 106 | Full | 5530 | 0.00 | 0.00 | 16.48 | 13.06 | 18.11 | 23.98 | | -1.51 | 30 | Pass | |

TEST RESULTS DATA
Power Spectral Density

| UNII-2C | | | | | | | | | | | | | | | |
|---------|-----------|-----------------|-----|--------|-------------|------------------|-------|---------------------------------|-------|-------|-----------------------------|-------|----------|-------|------------|
| Mod. | Data Rate | N _{TX} | CH. | | Freq. (MHz) | Duty Factor (dB) | | Average Power Density (dBm/MHz) | | | Average PSD Limit (dBm/MHz) | | DG (dBi) | | Pass /Fail |
| | | | | | | Ant 5 | Ant 6 | Ant 5 | Ant 6 | SUM | Ant 5 | Ant 6 | Ant 5 | Ant 6 | |
| 11a | 6Mbps | 2 | 100 | Full | 5500 | 0.04 | 0.03 | | | 10.53 | 11.00 | 1.04 | | | Pass |
| 11a | 6Mbps | 2 | 116 | Full | 5580 | 0.04 | 0.03 | | | 10.40 | 11.00 | 1.04 | | | Pass |
| 11a | 6Mbps | 2 | 140 | Full | 5700 | 0.04 | 0.03 | | | 10.37 | 11.00 | 1.04 | | | Pass |
| BE20 | MCS0 | 2 | 100 | Full | 5500 | 0.00 | 0.00 | | | 10.30 | 11.00 | 1.04 | | | Pass |
| | | | | 26/0 | | 0.00 | 0.00 | | | 9.88 | 11.00 | 1.04 | | | Pass |
| | | | | 52/37 | | 0.00 | 0.00 | | | 9.91 | 11.00 | 1.04 | | | Pass |
| | | | | 106/53 | | 0.00 | 0.00 | | | 9.90 | 11.00 | 1.04 | | | Pass |
| BE20 | MCS0 | 2 | 116 | Full | 5580 | 0.00 | 0.00 | | | 10.19 | 11.00 | 1.04 | | | Pass |
| BE20 | MCS0 | 2 | 140 | Full | 5700 | 0.00 | 0.00 | | | 10.16 | 11.00 | 1.04 | | | Pass |
| | | | | 26/8 | | 0.00 | 0.00 | | | 10.13 | 11.00 | 1.04 | | | Pass |
| | | | | 52/40 | | 0.00 | 0.00 | | | 10.09 | 11.00 | 1.04 | | | Pass |
| | | | | 106/54 | | 0.00 | 0.00 | | | 10.07 | 11.00 | 1.04 | | | Pass |
| BE40 | MCS0 | 2 | 102 | Full | 5510 | 0.00 | 0.00 | | | 7.42 | 11.00 | 1.04 | | | Pass |
| BE40 | MCS0 | 2 | 110 | Full | 5550 | 0.00 | 0.00 | | | 7.27 | 11.00 | 1.04 | | | Pass |
| BE40 | MCS0 | 2 | 134 | Full | 5670 | 0.00 | 0.00 | | | 7.29 | 11.00 | 1.04 | | | Pass |
| BE80 | MCS0 | 2 | 106 | Full | 5530 | 0.00 | 0.00 | | | 4.46 | 11.00 | 1.04 | | | Pass |

TEST RESULTS DATA
6dB and 26dB EBW and 99% OBW

| UNII-3 | | | | | | | | |
|--------|-----------|-----|-----|-------------|---------------------|----------------------|----------------------|-----------|
| Mod. | Data Rate | Nrx | CH. | Freq. (MHz) | 99% Bandwidth (MHz) | 26dB Bandwidth (MHz) | 6 dB Bandwidth (MHz) | Pass/Fail |
| | | | | | Ant 5 | Ant 5 | Ant 5 | |
| 11a | 6Mbps | 2 | 149 | 5745 | 18.33 | 25.57 | 16.40 | Pass |
| 11a | 6Mbps | 2 | 157 | 5785 | 18.38 | 25.87 | 16.40 | Pass |
| 11a | 6Mbps | 2 | 165 | 5825 | 18.08 | 24.48 | 16.40 | Pass |
| EHT20 | MCS0 | 2 | 149 | 5745 | 19.48 | 29.27 | 19.15 | Pass |
| EHT20 | MCS0 | 2 | 157 | 5785 | 19.43 | 29.97 | 19.15 | Pass |
| EHT20 | MCS0 | 2 | 165 | 5825 | 19.43 | 26.17 | 19.05 | Pass |
| EHT40 | MCS0 | 2 | 151 | 5755 | 38.16 | 168.63 | 38.43 | Pass |
| EHT40 | MCS0 | 2 | 159 | 5795 | 38.26 | 149.45 | 38.43 | Pass |
| EHT80 | MCS0 | 2 | 155 | 5775 | 78.28 | 218.18 | 78.56 | Pass |

TEST RESULTS DATA
Average Power Table

| UNII-3 | | | | | | | | | | | | | | | |
|--------|-----------|-----|-----|-----------|-------------|------------------|-------|-------------------------------|-------|-------|---------------------------------|-------|----------|-------|-----------|
| Mod. | Data Rate | NTX | CH. | RU Config | Freq. (MHz) | Duty Factor (dB) | | Average Conducted Power (dBm) | | | FCC Conducted Power Limit (dBm) | | DG (dBi) | | Pass/Fail |
| | | | | | | Ant 5 | Ant 6 | Ant 5 | Ant 6 | SUM | Ant 5 | Ant 6 | Ant 5 | Ant 6 | |
| 11a | 6Mbps | 2 | 149 | Full | 5745 | 0.04 | 0.04 | 21.49 | 18.44 | 23.24 | 30.00 | | -1.05 | | Pass |
| 11a | 6Mbps | 2 | 157 | Full | 5785 | 0.04 | 0.04 | 21.36 | 18.52 | 23.18 | 30.00 | | -1.05 | | Pass |
| 11a | 6Mbps | 2 | 165 | Full | 5825 | 0.04 | 0.04 | 21.24 | 18.62 | 23.14 | 30.00 | | -1.05 | | Pass |
| EHT20 | MCS0 | 2 | 149 | Full | 5745 | 0.00 | 0.00 | 21.54 | 18.15 | 23.18 | 30.00 | | -1.05 | | Pass |
| EHT20 | MCS0 | 2 | 149 | 26/0 | 5745 | 0.00 | 0.00 | 12.74 | 9.87 | 14.55 | 30.00 | | -1.05 | | Pass |
| EHT20 | MCS0 | 2 | 149 | 52/37 | 5745 | 0.00 | 0.00 | 15.68 | 12.72 | 17.46 | 30.00 | | -1.05 | | Pass |
| EHT20 | MCS0 | 2 | 149 | 106/53 | 5745 | 0.00 | 0.00 | 18.29 | 15.02 | 19.97 | 30.00 | | -1.05 | | Pass |
| EHT20 | MCS0 | 2 | 157 | Full | 5785 | 0.00 | 0.00 | 21.40 | 18.45 | 23.18 | 30.00 | | -1.05 | | Pass |
| EHT20 | MCS0 | 2 | 165 | Full | 5825 | 0.00 | 0.00 | 21.30 | 18.70 | 23.20 | 30.00 | | -1.05 | | Pass |
| EHT20 | MCS0 | 2 | 165 | 26/8 | 5825 | 0.00 | 0.00 | 12.73 | 10.12 | 14.63 | 30.00 | | -1.05 | | Pass |
| EHT20 | MCS0 | 2 | 165 | 52/40 | 5825 | 0.00 | 0.00 | 15.70 | 13.10 | 17.60 | 30.00 | | -1.05 | | Pass |
| EHT20 | MCS0 | 2 | 165 | 106/54 | 5825 | 0.00 | 0.00 | 18.25 | 15.48 | 20.09 | 30.00 | | -1.05 | | Pass |
| EHT40 | MCS0 | 2 | 151 | Full | 5755 | 0.00 | 0.00 | 18.96 | 16.41 | 20.88 | 30.00 | | -1.05 | | Pass |
| EHT40 | MCS0 | 2 | 159 | Full | 5795 | 0.00 | 0.00 | 18.90 | 16.40 | 20.84 | 30.00 | | -1.05 | | Pass |
| EHT80 | MCS0 | 2 | 155 | Full | 5775 | 0.00 | 0.00 | 18.43 | 15.89 | 20.35 | 30.00 | | -1.05 | | Pass |

TEST RESULTS DATA
Power Spectral Density

| UNII-3 | | | | | | | | | | | | | | | | | |
|--------|-----------|-----|-----|-----------|-------------|------------------|-------|---------------------------------|-------|------------------------------------|-------|-------|--------------------------------|-------|----------|-------|------------|
| Mod. | Data Rate | NTX | CH. | RU Config | Freq. (MHz) | Duty Factor (dB) | | 10log (500kHz /RBW) Factor (dB) | | Average Power Density (dBm/500kHz) | | | Average PSD Limit (dBm/500kHz) | | DG (dBi) | | Pass /Fail |
| | | | | | | Ant 5 | Ant 6 | Ant 5 | Ant 6 | Ant 5 | Ant 6 | SUM | Ant 5 | Ant 6 | Ant 5 | Ant 6 | |
| 11a | 6Mbps | 2 | 149 | Full | 5745 | 0.04 | 0.04 | 2.22 | 7.49 | 3.92 | 10.50 | 30.00 | | 1.28 | | Pass | |
| 11a | 6Mbps | 2 | 157 | Full | 5785 | 0.04 | 0.04 | 2.22 | 7.44 | 4.14 | 10.45 | 30.00 | | 1.28 | | Pass | |
| 11a | 6Mbps | 2 | 165 | Full | 5825 | 0.04 | 0.04 | 2.22 | 7.60 | 4.70 | 10.61 | 30.00 | | 1.28 | | Pass | |
| EHT20 | MCS0 | 2 | 149 | Full | 5745 | 0.00 | 0.00 | 2.22 | 6.91 | 3.23 | 9.92 | 30.00 | | 1.28 | | Pass | |
| EHT20 | MCS0 | 2 | 149 | 26/0 | 5745 | 0.00 | 0.00 | 2.22 | 6.71 | 3.82 | 9.72 | 30.00 | | 1.28 | | Pass | |
| EHT20 | MCS0 | 2 | 149 | 52/37 | 5745 | 0.00 | 0.00 | 2.22 | 6.66 | 3.92 | 9.67 | 30.00 | | 1.28 | | Pass | |
| EHT20 | MCS0 | 2 | 149 | 106/53 | 5745 | 0.00 | 0.00 | 2.22 | 6.28 | 3.56 | 9.29 | 30.00 | | 1.28 | | Pass | |
| EHT20 | MCS0 | 2 | 157 | Full | 5785 | 0.00 | 0.00 | 2.22 | 6.77 | 3.21 | 9.78 | 30.00 | | 1.28 | | Pass | |
| EHT20 | MCS0 | 2 | 165 | Full | 5825 | 0.00 | 0.00 | 2.22 | 7.15 | 3.39 | 10.16 | 30.00 | | 1.28 | | Pass | |
| EHT20 | MCS0 | 2 | 165 | 26/8 | 5825 | 0.00 | 0.00 | 2.22 | 6.77 | 4.16 | 9.78 | 30.00 | | 1.28 | | Pass | |
| EHT20 | MCS0 | 2 | 165 | 52/40 | 5825 | 0.00 | 0.00 | 2.22 | 6.89 | 4.35 | 9.90 | 30.00 | | 1.28 | | Pass | |
| EHT20 | MCS0 | 2 | 165 | 106/54 | 5825 | 0.00 | 0.00 | 2.22 | 6.45 | 3.78 | 9.46 | 30.00 | | 1.28 | | Pass | |
| EHT40 | MCS0 | 2 | 151 | Full | 5755 | 0.00 | 0.00 | 2.22 | 3.78 | 0.13 | 6.79 | 30.00 | | 1.28 | | Pass | |
| EHT40 | MCS0 | 2 | 159 | Full | 5795 | 0.00 | 0.00 | 2.22 | 3.69 | 0.11 | 6.70 | 30.00 | | 1.28 | | Pass | |
| EHT80 | MCS0 | 2 | 155 | Full | 5775 | 0.00 | 0.00 | 2.22 | 0.66 | -3.40 | 3.67 | 30.00 | | 1.28 | | Pass | |



For 11be Small RU & Large RU & Puncturing mode:

<MIMO Ant.5+4>

Maximum conducted output power

Test Result

| Test Mode | Antenna | Freq(MHz) | MRU Type | MRU Index | Result [dBm] | Limit [dBm] | Gain [dBi] | EIRP [dBm] | EIRP Limit [dBm] | Verdict |
|------------|---------|-----------|--------------|-----------|--------------|-------------|------------|------------|------------------|---------|
| 11BE20MIMO | Ant5 | 5180 | 52+26_OFDMA | 38+1 | 11.70 | ≤23.98 | -3.14 | 8.56 | --- | PASS |
| | | | 106+26_OFDMA | 53+4 | 13.89 | ≤23.98 | -3.14 | 10.75 | --- | PASS |
| | Ant4 | 5180 | 52+26_OFDMA | 38+1 | 12.57 | ≤23.98 | -4.21 | 8.36 | --- | PASS |
| | | | 106+26_OFDMA | 53+4 | 14.47 | ≤23.98 | -4.21 | 10.26 | --- | PASS |
| | total | 5180 | 52+26_OFDMA | 38+1 | 15.17 | ≤23.98 | -3.14 | 12.03 | --- | PASS |
| | | | 106+26_OFDMA | 53+4 | 17.20 | ≤23.98 | -3.14 | 14.06 | --- | PASS |
| | Ant5 | 5320 | 52+26_OFDMA | 39+7 | 14.04 | ≤23.98 | -1.23 | 12.81 | ≤30.00 | PASS |
| | | | 106+26_OFDMA | 54+4 | 16.45 | ≤23.98 | -1.23 | 15.22 | ≤30.00 | PASS |
| | Ant4 | 5320 | 52+26_OFDMA | 39+7 | 13.58 | ≤23.98 | -3.28 | 10.30 | ≤30.00 | PASS |
| | | | 106+26_OFDMA | 54+4 | 16.09 | ≤23.98 | -3.28 | 12.81 | ≤30.00 | PASS |
| | total | 5320 | 52+26_OFDMA | 39+7 | 16.83 | ≤23.98 | -1.23 | 15.60 | ≤30.00 | PASS |
| | | | 106+26_OFDMA | 54+4 | 19.28 | ≤23.98 | -1.23 | 18.05 | ≤30.00 | PASS |
| | Ant5 | 5500 | 52+26_OFDMA | 38+1 | 13.75 | ≤23.98 | -1.51 | 12.24 | ≤30.00 | PASS |
| | | | 106+26_OFDMA | 53+4 | 15.91 | ≤23.98 | -1.51 | 14.40 | ≤30.00 | PASS |
| | Ant4 | 5500 | 52+26_OFDMA | 38+1 | 14.38 | ≤23.98 | -3.73 | 10.65 | ≤30.00 | PASS |
| | | | 106+26_OFDMA | 53+4 | 16.38 | ≤23.98 | -3.73 | 12.65 | ≤30.00 | PASS |
| | total | 5500 | 52+26_OFDMA | 38+1 | 17.09 | ≤23.98 | -1.51 | 15.58 | ≤30.00 | PASS |
| | | | 106+26_OFDMA | 53+4 | 19.16 | ≤23.98 | -1.51 | 17.65 | ≤30.00 | PASS |
| | Ant5 | 5700 | 52+26_OFDMA | 39+7 | 12.86 | ≤23.98 | -1.51 | 11.35 | ≤30.00 | PASS |
| | | | 106+26_OFDMA | 54+4 | 15.10 | ≤23.98 | -1.51 | 13.59 | ≤30.00 | PASS |
| | Ant4 | 5700 | 52+26_OFDMA | 39+7 | 12.35 | ≤23.98 | -3.73 | 8.62 | ≤30.00 | PASS |
| | | | 106+26_OFDMA | 54+4 | 14.36 | ≤23.98 | -3.73 | 10.63 | ≤30.00 | PASS |
| | total | 5700 | 52+26_OFDMA | 39+7 | 15.62 | ≤23.98 | -1.51 | 14.11 | ≤30.00 | PASS |
| | | | 106+26_OFDMA | 54+4 | 17.76 | ≤23.98 | -1.51 | 16.25 | ≤30.00 | PASS |



| Test Mode | Antenna | Freq(MHz) | MRU Type | MRU Index | Result [dBm] | Limit [dBm] | Gain [dBi] | EIRP [dBm] | EIRP Limit [dBm] | Verdict |
|-------------|---------|-----------|------------------|-----------|--------------|-------------|------------|------------|------------------|---------|
| 11BE80MIMO | Ant5 | 5210 | Large RU 484+242 | 4 | 14.93 | ≤23.98 | -3.14 | 11.79 | --- | PASS |
| | | | Puncturing 20M | 4 | 13.73 | ≤23.98 | -3.14 | 10.59 | --- | PASS |
| | Ant4 | 5210 | Large RU 484+242 | 4 | 14.78 | ≤23.98 | -4.21 | 10.57 | --- | PASS |
| | | | Puncturing 20M | 4 | 13.87 | ≤23.98 | -4.21 | 9.66 | --- | PASS |
| | total | 5210 | Large RU 484+242 | 4 | 17.87 | ≤23.98 | -3.14 | 14.73 | --- | PASS |
| | | | Puncturing 20M | 4 | 16.81 | ≤23.98 | -3.14 | 13.67 | --- | PASS |
| | Ant5 | 5290 | Large RU 484+242 | 2 | 14.32 | ≤23.98 | -1.23 | 13.09 | ≤30.00 | PASS |
| | | | Puncturing 20M | 1 | 13.25 | ≤23.98 | -1.23 | 12.02 | ≤30.00 | PASS |
| | Ant4 | 5290 | Large RU 484+242 | 2 | 14.75 | ≤23.98 | -3.28 | 11.47 | ≤30.00 | PASS |
| | | | Puncturing 20M | 1 | 13.98 | ≤23.98 | -3.28 | 10.70 | ≤30.00 | PASS |
| | total | 5290 | Large RU 484+242 | 2 | 17.55 | ≤23.98 | -1.23 | 16.32 | ≤30.00 | PASS |
| | | | Puncturing 20M | 1 | 16.64 | ≤23.98 | -1.23 | 15.41 | ≤30.00 | PASS |
| | Ant5 | 5530 | Large RU 484+242 | 4 | 14.97 | ≤23.98 | -1.51 | 13.46 | ≤30.00 | PASS |
| | | | Puncturing 20M | 4 | 13.81 | ≤23.98 | -1.51 | 12.30 | ≤30.00 | PASS |
| | Ant4 | 5530 | Large RU 484+242 | 4 | 14.74 | ≤23.98 | -3.73 | 11.01 | ≤30.00 | PASS |
| | | | Puncturing 20M | 4 | 13.68 | ≤23.98 | -3.73 | 9.95 | ≤30.00 | PASS |
| | total | 5530 | Large RU 484+242 | 4 | 17.87 | ≤23.98 | -1.51 | 16.36 | ≤30.00 | PASS |
| | | | Puncturing 20M | 4 | 16.76 | ≤23.98 | -1.51 | 15.25 | ≤30.00 | PASS |
| 11BE160MIMO | Ant5 | 5250 | Large RU 996+484 | 3 | 13.21 | ≤23.98 | -3.14 | 10.07 | ≤30.00 | PASS |
| | | | Puncturing 40M | 2 | 13.05 | ≤23.98 | -3.14 | 9.91 | ≤30.00 | PASS |
| | | | Puncturing 20M | 2 | 13.63 | ≤23.98 | -3.14 | 10.49 | ≤30.00 | PASS |
| | Ant4 | 5250 | Large RU 996+484 | 3 | 13.47 | ≤23.98 | -4.21 | 9.26 | ≤30.00 | PASS |
| | | | Puncturing 40M | 2 | 13.62 | ≤23.98 | -4.21 | 9.41 | ≤30.00 | PASS |
| | | | Puncturing 20M | 2 | 13.92 | ≤23.98 | -4.21 | 9.71 | ≤30.00 | PASS |
| | total | 5250 | Large RU 996+484 | 3 | 16.35 | ≤23.98 | -3.14 | 13.21 | ≤30.00 | PASS |
| | | | Puncturing 40M | 2 | 16.35 | ≤23.98 | -3.14 | 13.21 | ≤30.00 | PASS |
| | | | Puncturing 20M | 2 | 16.79 | ≤23.98 | -3.14 | 13.65 | ≤30.00 | PASS |



| Test Mode | Antenna | Freq(MHz) | MRU Type | MRU Index | Result [dBm] | Limit [dBm] | Gain [dBi] | EIRP [dBi] | EIRP Limit [dBm] | Verdict | |
|------------|------------|-----------|------------------|------------------|--------------|-------------|------------|------------|------------------|---------|------|
| 11BE20MIMO | Ant5 | 5745 | 52+26_OFDMA | 3 | 16.03 | ≤30.00 | -1.05 | 14.98 | --- | PASS | |
| | | | 106+26_OFDMA | 2 | 18.27 | ≤30.00 | -1.05 | 17.22 | --- | PASS | |
| | Ant4 | 5745 | 52+26_OFDMA | 3 | 15.27 | ≤30.00 | -2.05 | 13.22 | --- | PASS | |
| | | | 106+26_OFDMA | 2 | 17.44 | ≤30.00 | -2.05 | 15.39 | --- | PASS | |
| | total | 5745 | 52+26_OFDMA | 3 | 18.68 | ≤30.00 | -1.05 | 17.63 | --- | PASS | |
| | | | 106+26_OFDMA | 2 | 20.89 | ≤30.00 | -1.05 | 19.84 | --- | PASS | |
| | Ant5 | 5825 | 52+26_OFDMA | 4 | 15.82 | ≤30.00 | -1.05 | 14.77 | --- | PASS | |
| | | | 106+26_OFDMA | 4 | 17.95 | ≤30.00 | -1.05 | 16.9 | --- | PASS | |
| | Ant4 | 5825 | 52+26_OFDMA | 4 | 15.89 | ≤30.00 | -2.05 | 13.84 | --- | PASS | |
| | | | 106+26_OFDMA | 4 | 17.92 | ≤30.00 | -2.05 | 15.87 | --- | PASS | |
| | total | 5825 | 52+26_OFDMA | 4 | 18.87 | ≤30.00 | -1.05 | 17.82 | --- | PASS | |
| | | | 106+26_OFDMA | 4 | 20.95 | ≤30.00 | -1.05 | 19.90 | --- | PASS | |
| | 11BE80MIMO | Ant5 | 5775 | Large RU 484+242 | 2 | 16.68 | ≤30.00 | -1.05 | 15.63 | --- | PASS |
| | | | | Puncturing 20M | 2 | 15.86 | ≤30.00 | -1.05 | 14.81 | --- | PASS |
| Ant4 | | 5775 | Large RU 484+242 | 2 | 16.19 | ≤30.00 | -2.05 | 14.14 | --- | PASS | |
| | | | Puncturing 20M | 2 | 15.43 | ≤30.00 | -2.05 | 13.38 | --- | PASS | |
| total | | 5775 | Large RU 484+242 | 2 | 19.45 | ≤30.00 | -1.05 | 18.40 | --- | PASS | |
| | | | Puncturing 20M | 2 | 18.66 | ≤30.00 | -1.05 | 17.61 | --- | PASS | |

Note: The Duty Cycle Factor is compensated in the final results.



Maximum power spectral density

Test Result

| Test Mode | Antenna | Freq(MHz) | MRU Type | MRU Index | Result [dBm/MHz] | Limit [dBm/MHz] | Verdict |
|------------|---------|------------------|------------------|-----------|------------------|-----------------|---------|
| 11BE20MIMO | Ant5 | 5180 | 52+26_OFDMA | 38+1 | 6.728 | ≤11.00 | PASS |
| | | | 106+26_OFDMA | 53+4 | 6.792 | ≤11.00 | PASS |
| | Ant4 | 5180 | 52+26_OFDMA | 38+1 | 7.984 | ≤11.00 | PASS |
| | | | 106+26_OFDMA | 53+4 | 7.733 | ≤11.00 | PASS |
| | total | 5180 | 52+26_OFDMA | 38+1 | 10.333 | ≤11.00 | PASS |
| | | | 106+26_OFDMA | 53+4 | 10.132 | ≤11.00 | PASS |
| | Ant5 | 5320 | 52+26_OFDMA | 39+7 | 7.754 | ≤11.00 | PASS |
| | | | 106+26_OFDMA | 54+4 | 7.875 | ≤11.00 | PASS |
| | Ant4 | 5320 | 52+26_OFDMA | 39+7 | 7.422 | ≤11.00 | PASS |
| | | | 106+26_OFDMA | 54+4 | 7.693 | ≤11.00 | PASS |
| | total | 5320 | 52+26_OFDMA | 39+7 | 10.461 | ≤11.00 | PASS |
| | | | 106+26_OFDMA | 54+4 | 10.650 | ≤11.00 | PASS |
| | Ant5 | 5500 | 52+26_OFDMA | 38+1 | 6.847 | ≤11.00 | PASS |
| | | | 106+26_OFDMA | 53+4 | 6.735 | ≤11.00 | PASS |
| | Ant4 | 5500 | 52+26_OFDMA | 38+1 | 7.841 | ≤11.00 | PASS |
| | | | 106+26_OFDMA | 53+4 | 7.780 | ≤11.00 | PASS |
| | total | 5500 | 52+26_OFDMA | 38+1 | 10.362 | ≤11.00 | PASS |
| | | | 106+26_OFDMA | 53+4 | 10.281 | ≤11.00 | PASS |
| | Ant5 | 5700 | 52+26_OFDMA | 39+7 | 7.323 | ≤11.00 | PASS |
| | | | 106+26_OFDMA | 54+4 | 7.244 | ≤11.00 | PASS |
| Ant4 | 5700 | 52+26_OFDMA | 39+7 | 7.139 | ≤11.00 | PASS | |
| | | 106+26_OFDMA | 54+4 | 7.081 | ≤11.00 | PASS | |
| total | 5700 | 52+26_OFDMA | 39+7 | 10.202 | ≤11.00 | PASS | |
| | | 106+26_OFDMA | 54+4 | 10.163 | ≤11.00 | PASS | |
| 11BE80MIMO | Ant5 | 5210 | Large RU 484+242 | 4 | 1.644 | ≤11.00 | PASS |
| | | | Puncturing 20M | 4 | 0.417 | ≤11.00 | PASS |
| | Ant4 | 5210 | Large RU 484+242 | 4 | 2.620 | ≤11.00 | PASS |
| | | | Puncturing 20M | 4 | 0.758 | ≤11.00 | PASS |
| | total | 5210 | Large RU 484+242 | 4 | 5.113 | ≤11.00 | PASS |
| | | | Puncturing 20M | 4 | 3.586 | ≤11.00 | PASS |
| | Ant5 | 5290 | Large RU 484+242 | 2 | 2.004 | ≤11.00 | PASS |
| | | | Puncturing 20M | 1 | 1.065 | ≤11.00 | PASS |
| | Ant4 | 5290 | Large RU 484+242 | 2 | 3.212 | ≤11.00 | PASS |
| | | | Puncturing 20M | 1 | 1.727 | ≤11.00 | PASS |
| | total | 5290 | Large RU 484+242 | 2 | 5.633 | ≤11.00 | PASS |
| | | | Puncturing 20M | 1 | 4.419 | ≤11.00 | PASS |
| Ant5 | 5530 | Large RU 484+242 | 4 | 1.779 | ≤11.00 | PASS | |
| | | Puncturing 20M | 4 | 0.620 | ≤11.00 | PASS | |
| Ant4 | 5530 | Large RU 484+242 | 4 | 1.952 | ≤11.00 | PASS | |
| | | Puncturing 20M | 4 | 0.574 | ≤11.00 | PASS | |



| | | | | | | | |
|----------------|-------|------|------------------|-------|--------|--------|------|
| 11BE160MIMO | total | 5530 | Large RU 484+242 | 4 | 4.789 | ≤11.00 | PASS |
| | | | Puncturing 20M | 4 | 3.598 | ≤11.00 | PASS |
| | Ant5 | 5250 | Large RU 996+484 | 3 | -0.264 | ≤11.00 | PASS |
| | | | Puncturing 40M | 2 | -0.083 | ≤11.00 | PASS |
| | | | Puncturing 20M | 2 | -0.913 | ≤11.00 | PASS |
| | Ant4 | 5250 | Large RU 996+484 | 3 | 0.634 | ≤11.00 | PASS |
| | | | Puncturing 40M | 2 | 0.217 | ≤11.00 | PASS |
| | | | Puncturing 20M | 2 | -0.513 | ≤11.00 | PASS |
| | total | 5250 | Large RU 996+484 | 3 | 3.177 | ≤11.00 | PASS |
| | | | Puncturing 40M | 2 | 3.058 | ≤11.00 | PASS |
| Puncturing 20M | | | 2 | 2.231 | ≤11.00 | PASS | |

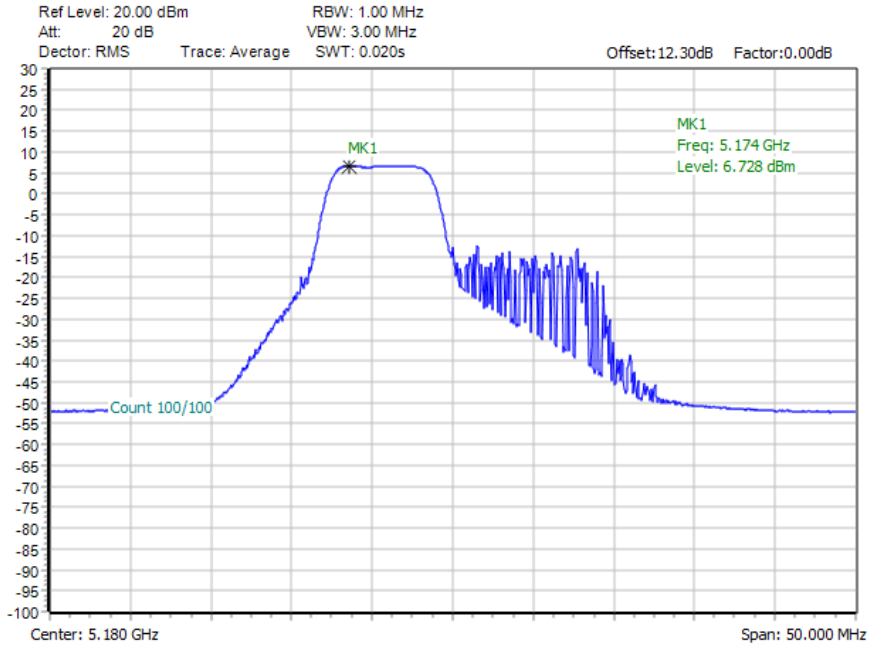
| Test Mode | Antenna | Freq(MHz) | MRU Type | MRU Index | Result [dBm/MHz] | Limit [dBm/MHz] | Verdict |
|------------|---------|-----------|------------------|-----------|------------------|-----------------|---------|
| 11BE20MIMO | Ant5 | 5745 | 52+26_OFDMA | 3 | 3.25 | ≤30.00 | PASS |
| | | | 106+26_OFDMA | 2 | 3.12 | ≤30.00 | PASS |
| | Ant4 | 5745 | 52+26_OFDMA | 3 | 2.62 | ≤30.00 | PASS |
| | | | 106+26_OFDMA | 2 | 2.81 | ≤30.00 | PASS |
| | total | 5745 | 52+26_OFDMA | 3 | 8.48 | ≤30.00 | PASS |
| | | | 106+26_OFDMA | 2 | 8.35 | ≤30.00 | PASS |
| | Ant5 | 5825 | 52+26_OFDMA | 4 | 2.91 | ≤30.00 | PASS |
| | | | 106+26_OFDMA | 4 | 2.94 | ≤30.00 | PASS |
| | Ant4 | 5825 | 52+26_OFDMA | 4 | 3.28 | ≤30.00 | PASS |
| | | | 106+26_OFDMA | 4 | 3.14 | ≤30.00 | PASS |
| | total | 5825 | 52+26_OFDMA | 4 | 8.51 | ≤30.00 | PASS |
| | | | 106+26_OFDMA | 4 | 8.37 | ≤30.00 | PASS |
| 11BE80MIMO | Ant5 | 5775 | Large RU 484+242 | 2 | -3.08 | ≤30.00 | PASS |
| | | | Puncturing 20M | 2 | -3.83 | ≤30.00 | PASS |
| | Ant4 | 5775 | Large RU 484+242 | 2 | -3.49 | ≤30.00 | PASS |
| | | | Puncturing 20M | 2 | -4.03 | ≤30.00 | PASS |
| | total | 5775 | Large RU 484+242 | 2 | 2.15 | ≤30.00 | PASS |
| | | | Puncturing 20M | 2 | 1.40 | ≤30.00 | PASS |

Note: The Duty Cycle Factor and RBW Factor is compensated in the final results.

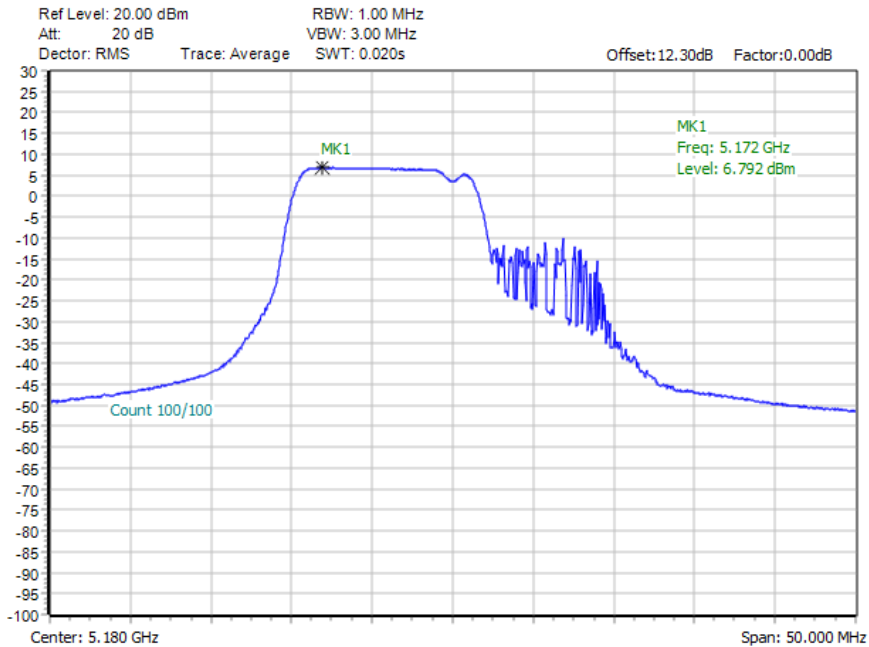


Test Graphs

11BE20MIMO_Ant5_5180_52+26_OFDMA_1

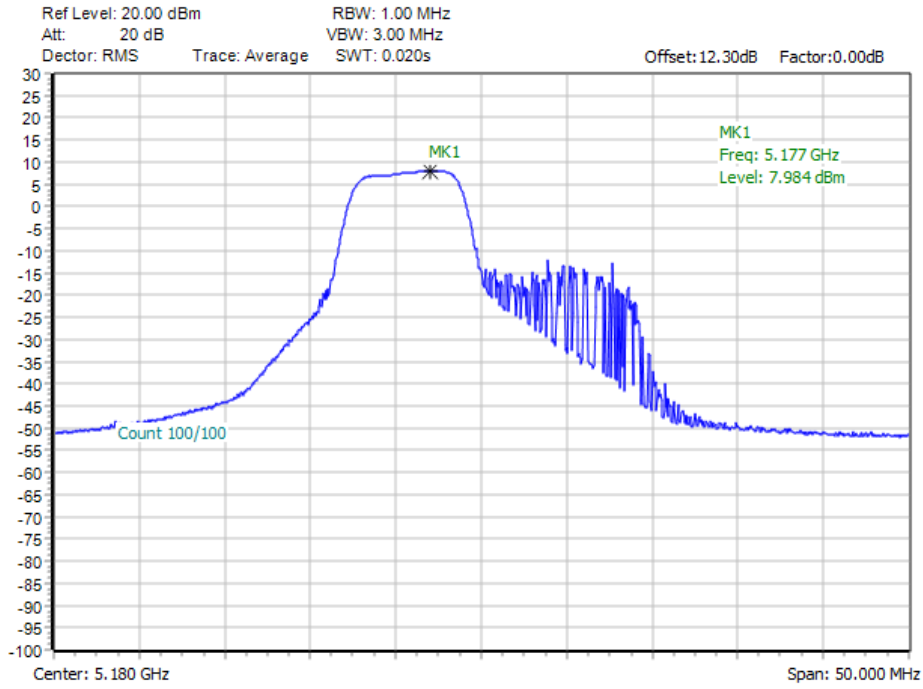


11BE20MIMO_Ant5_5180_106+26_OFDMA_1

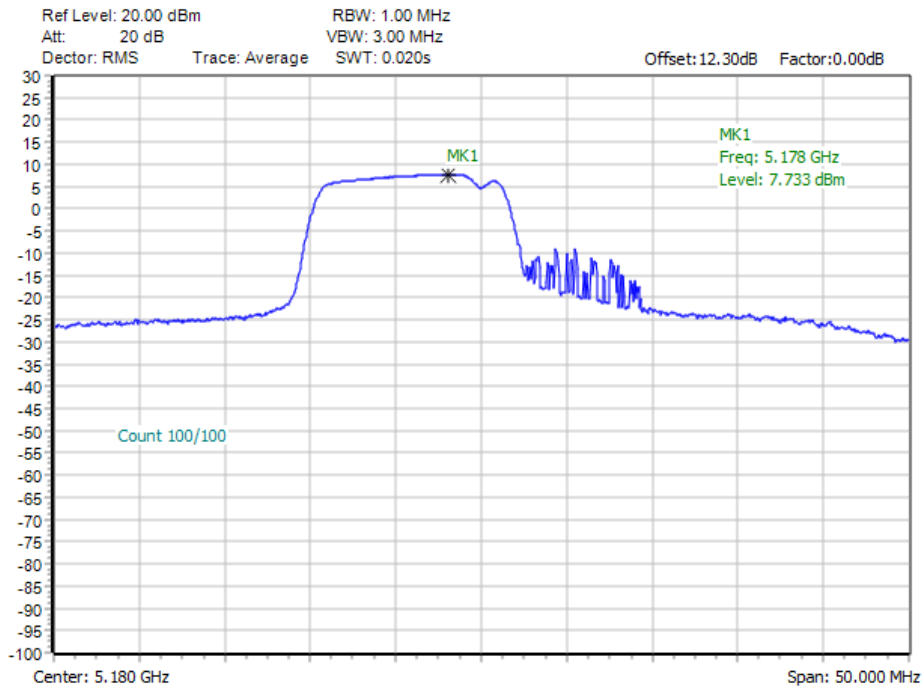




11BE20MIMO_Ant4_5180_52+26_OFDMA_1

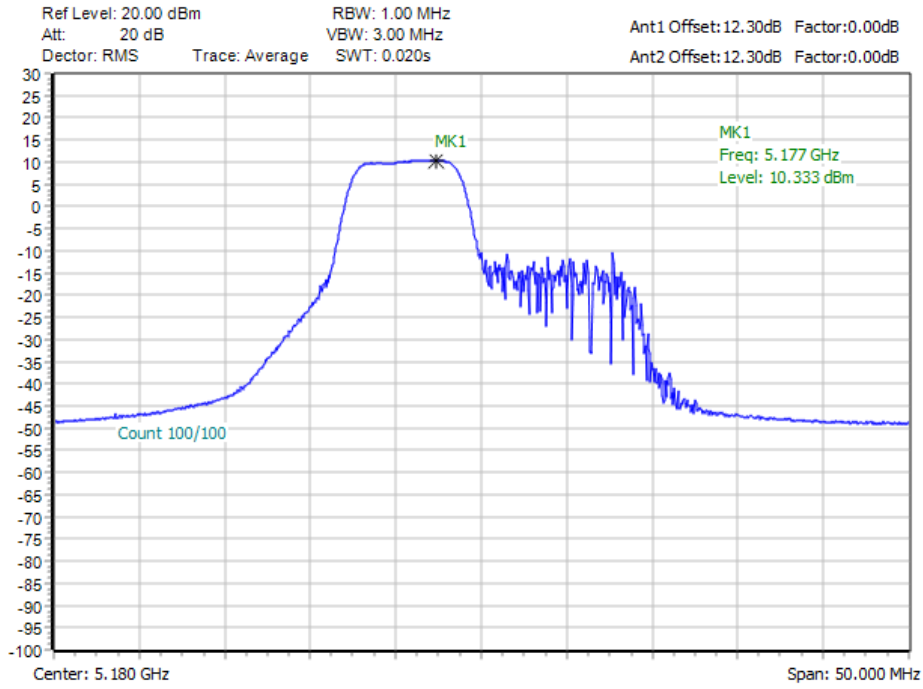


11BE20MIMO_Ant4_5180_106+26_OFDMA_1

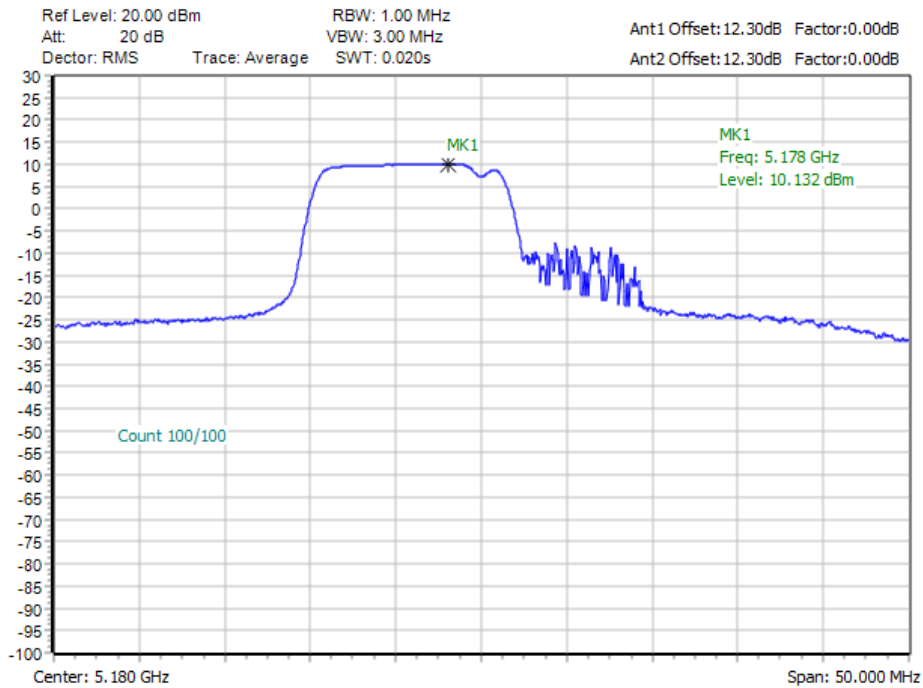




11BE20MIMO_total_5180_52+26_OFDMA_1

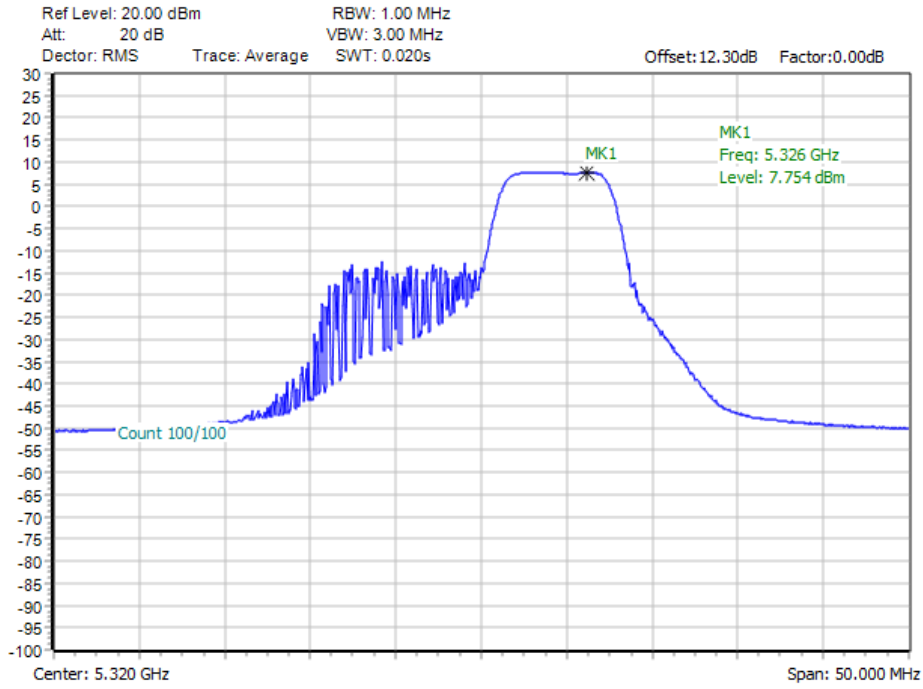


11BE20MIMO_total_5180_106+26_OFDMA_1

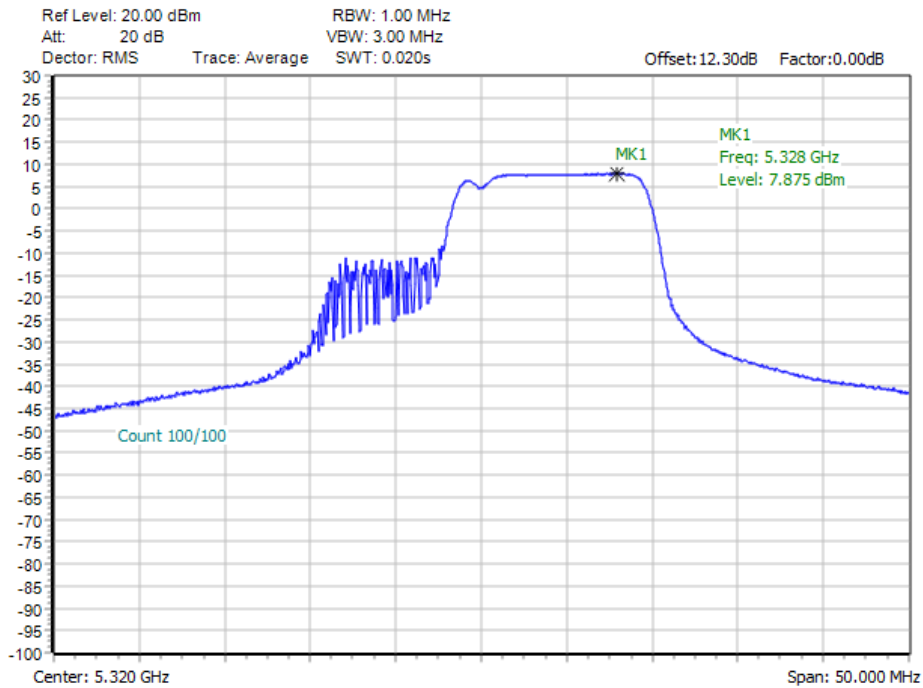




11BE20MIMO_Ant5_5320_52+26_OFDMA_3

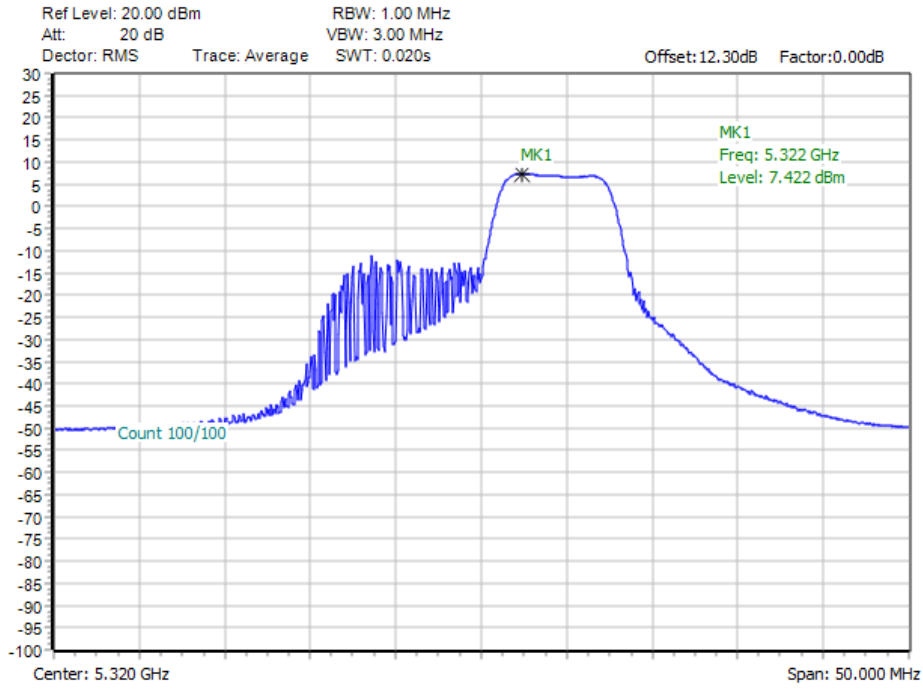


11BE20MIMO_Ant5_5320_106+26_OFDMA_2

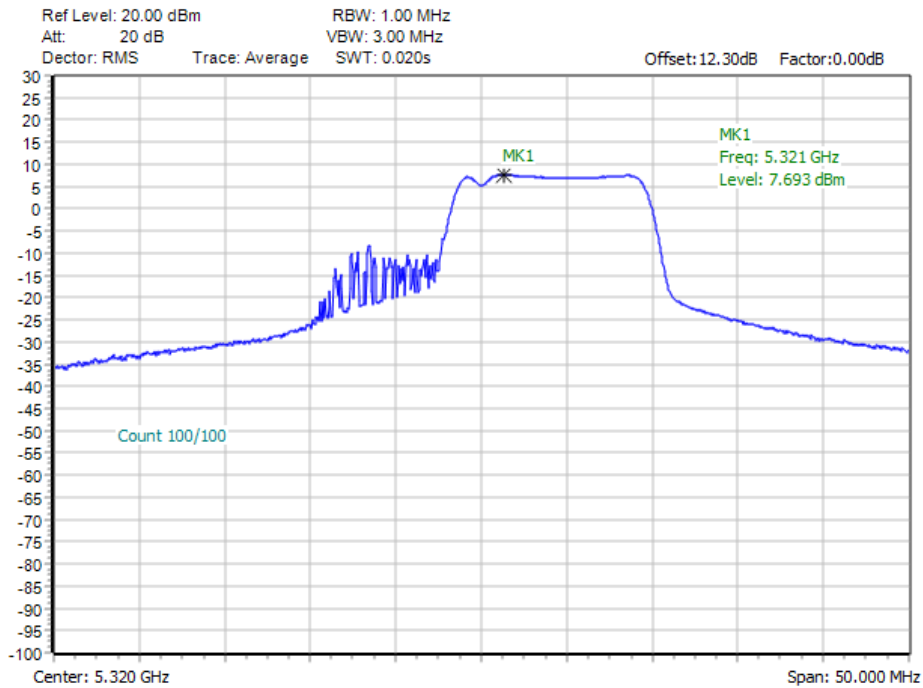




11BE20MIMO_Ant4_5320_52+26_OFDMA_3

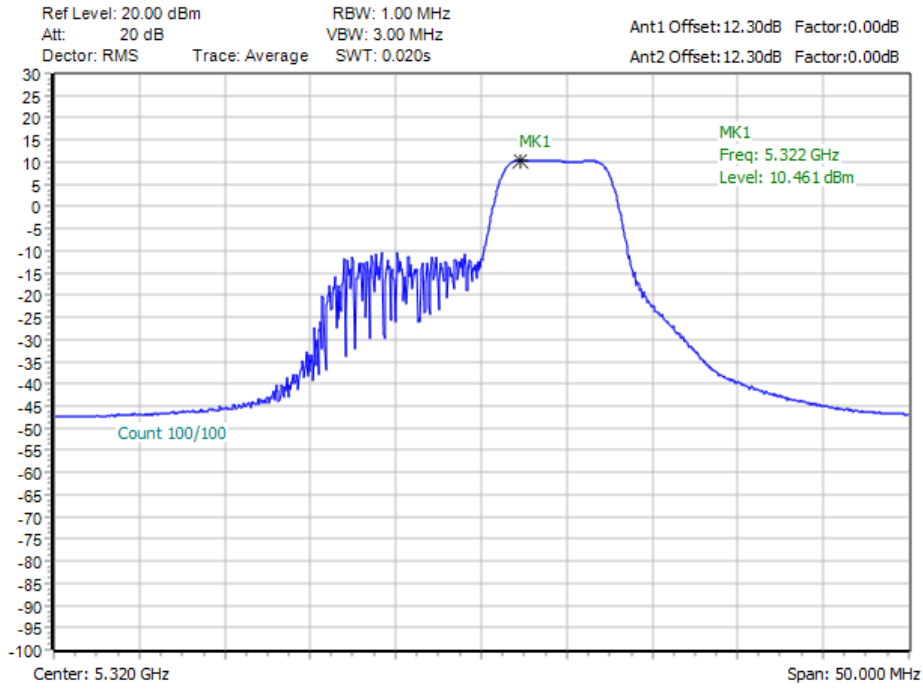


11BE20MIMO_Ant4_5320_106+26_OFDMA_2

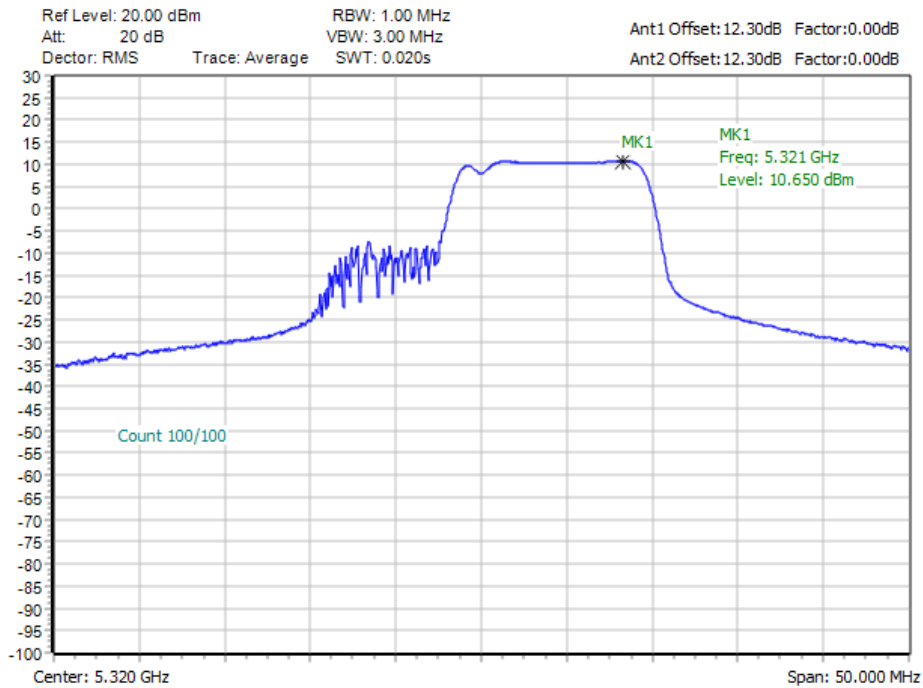




11BE20MIMO_total_5320_52+26_OFDMA_3

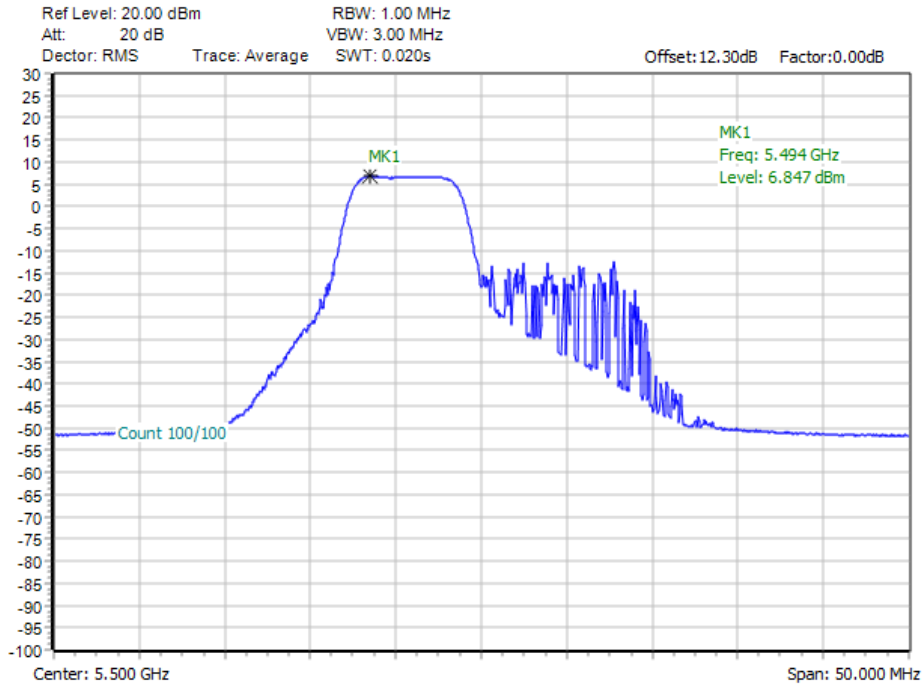


11BE20MIMO_total_5320_106+26_OFDMA_2

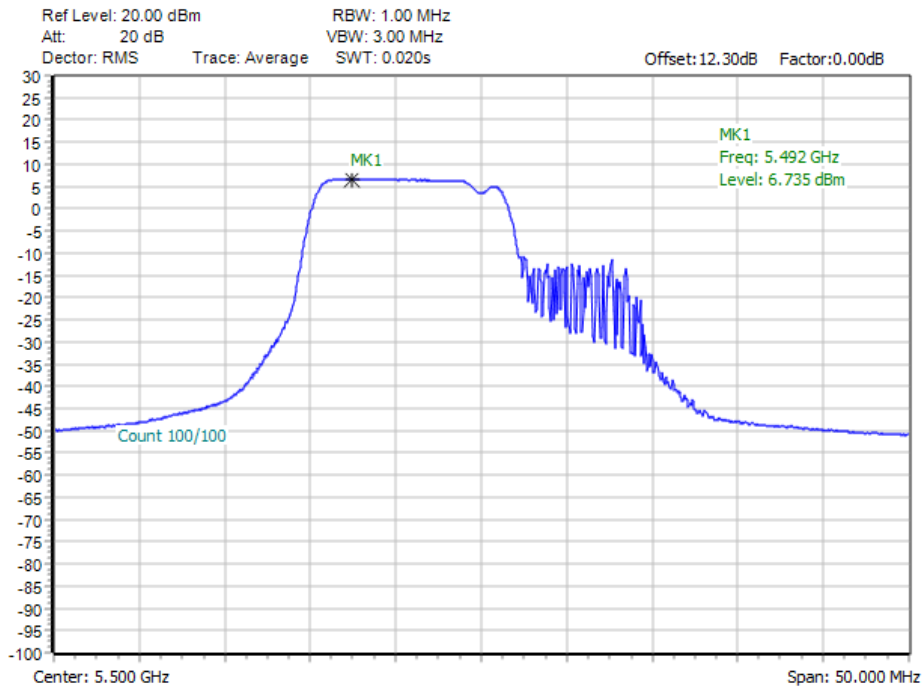




11BE20MIMO_Ant5_5500_52+26_OFDMA_1

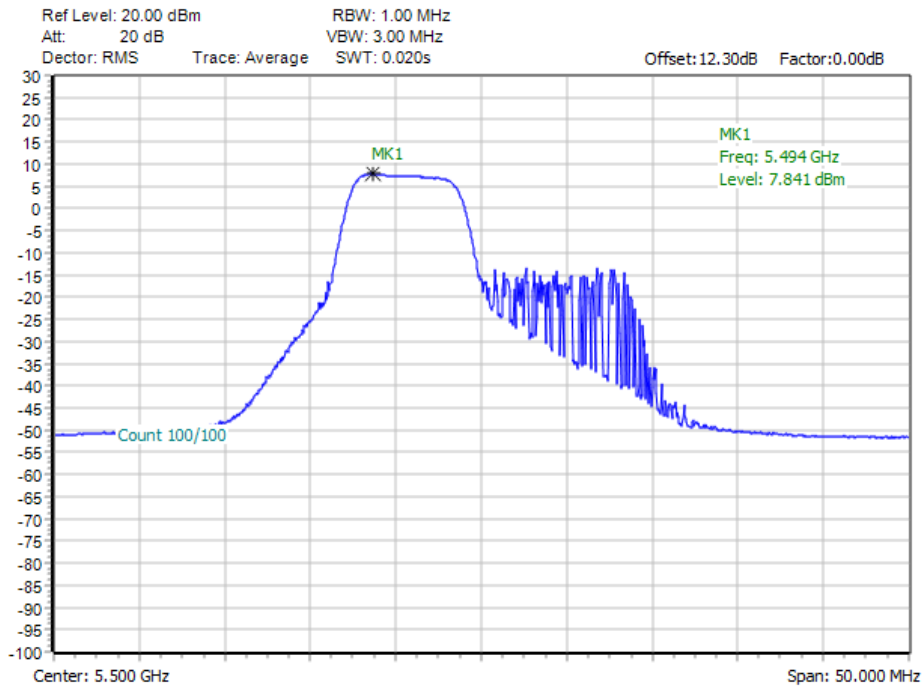


11BE20MIMO_Ant5_5500_106+26_OFDMA_1

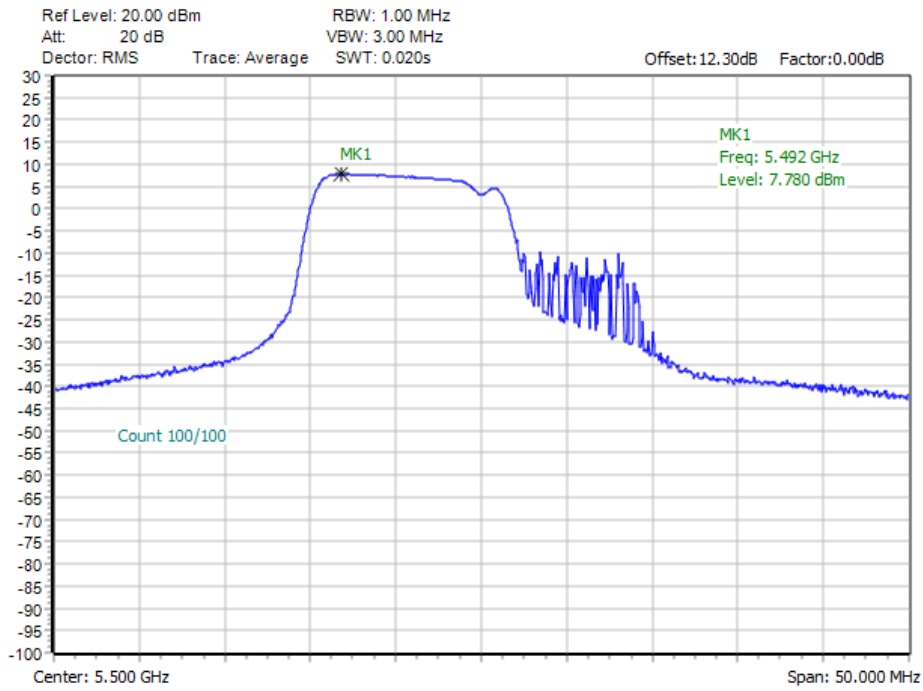




11BE20MIMO_Ant4_5500_52+26_OFDMA_1

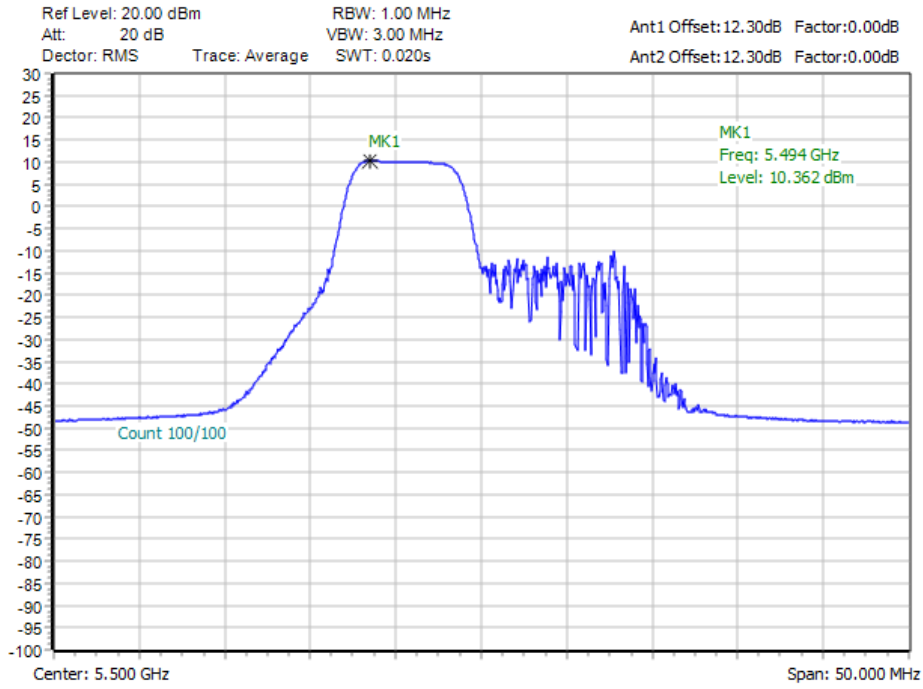


11BE20MIMO_Ant4_5500_106+26_OFDMA_1

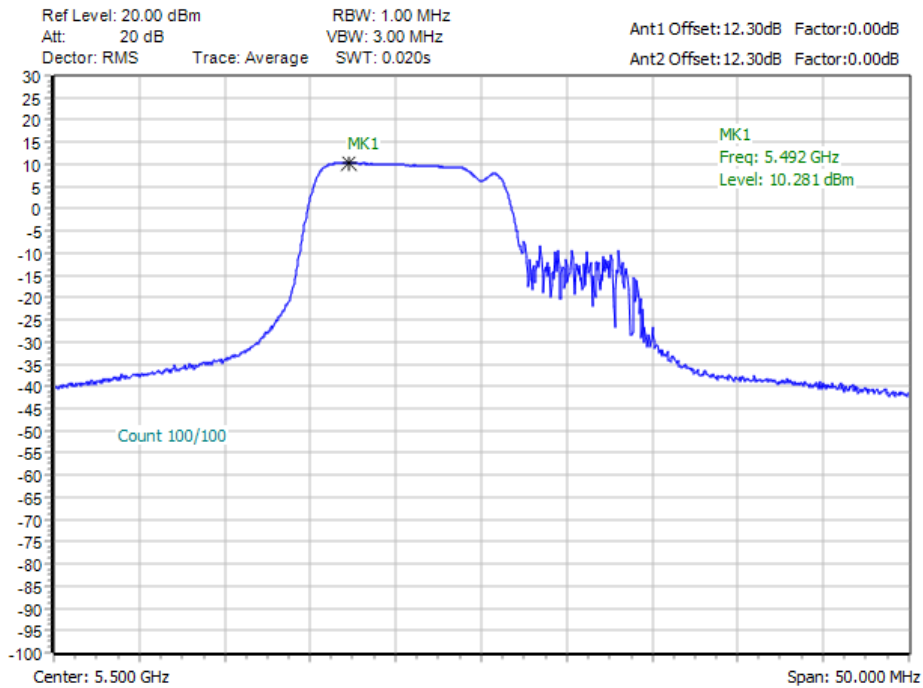




11BE20MIMO_total_5500_52+26_OFDMA_1

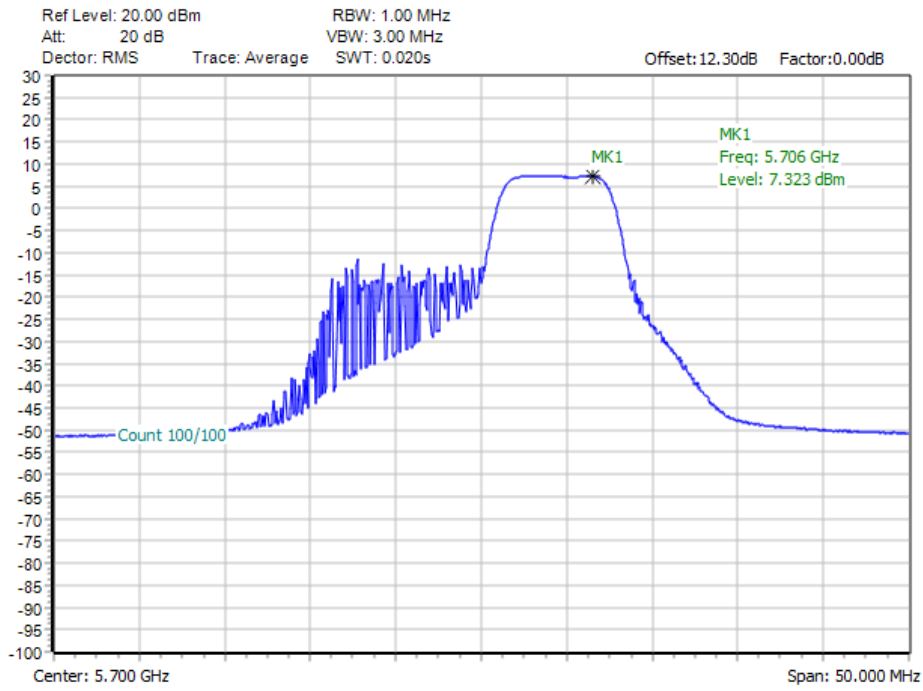


11BE20MIMO_total_5500_106+26_OFDMA_1

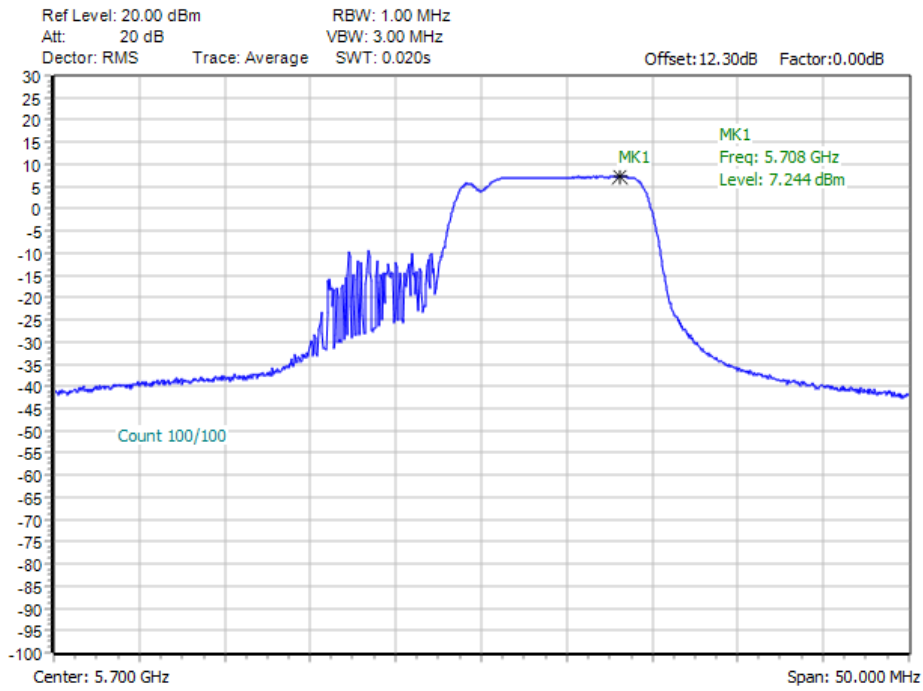




11BE20MIMO_Ant5_5700_52+26_OFDMA_3

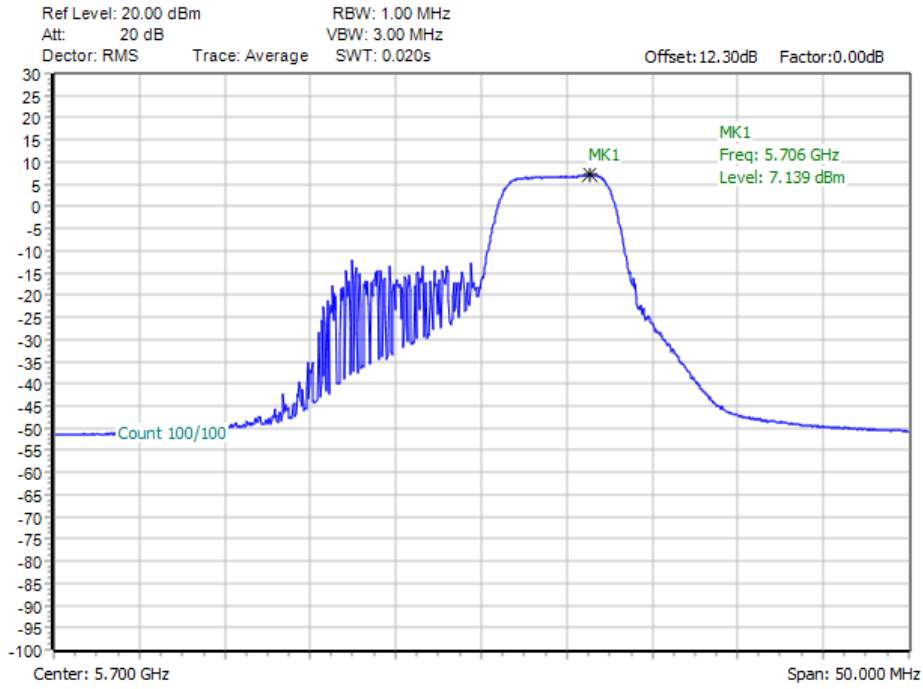


11BE20MIMO_Ant5_5700_106+26_OFDMA_2

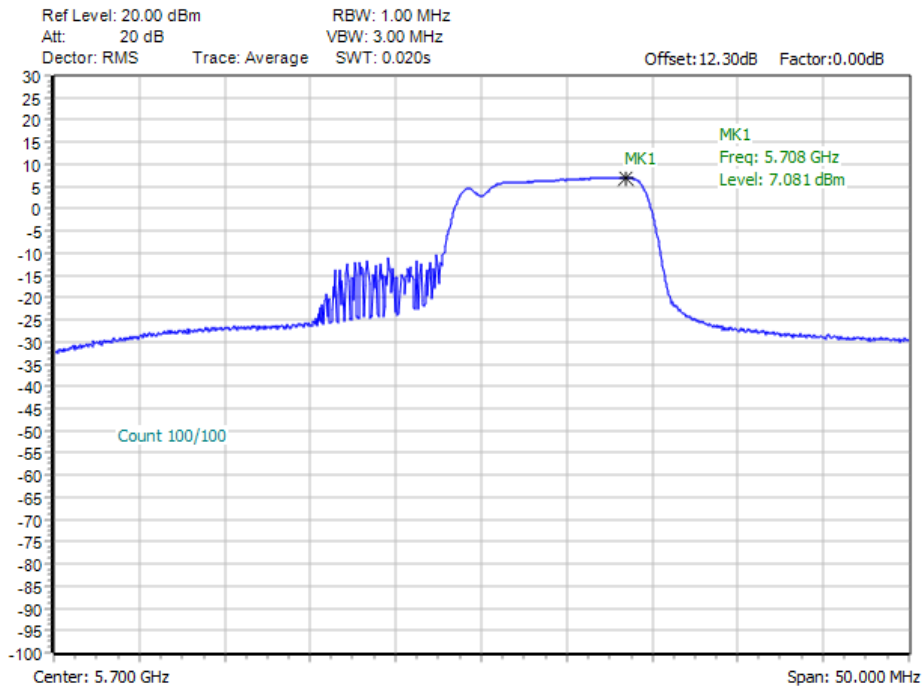




11BE20MIMO_Ant4_5700_52+26_OFDMA_3

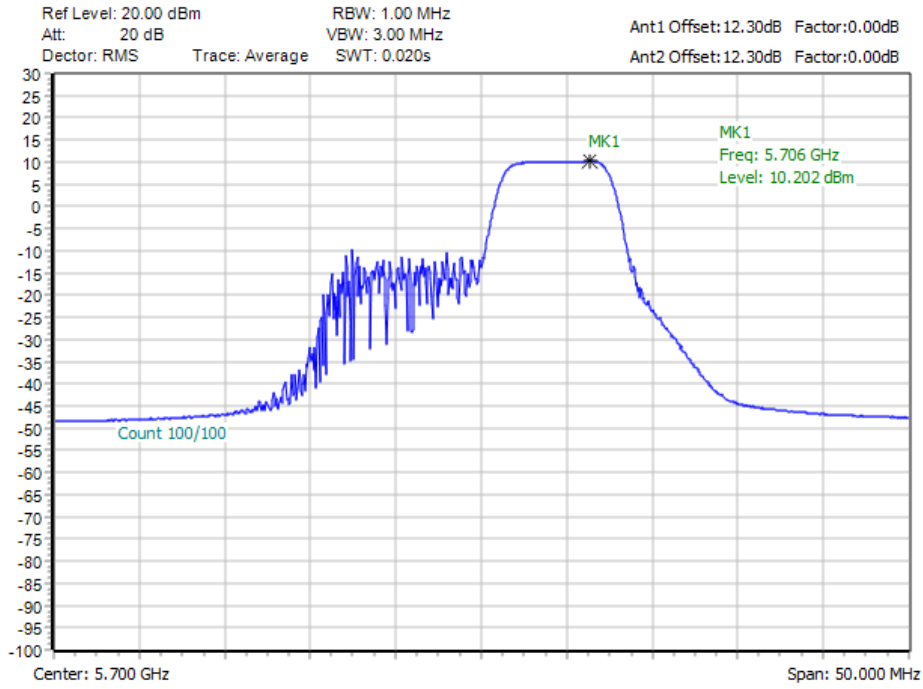


11BE20MIMO_Ant4_5700_106+26_OFDMA_2

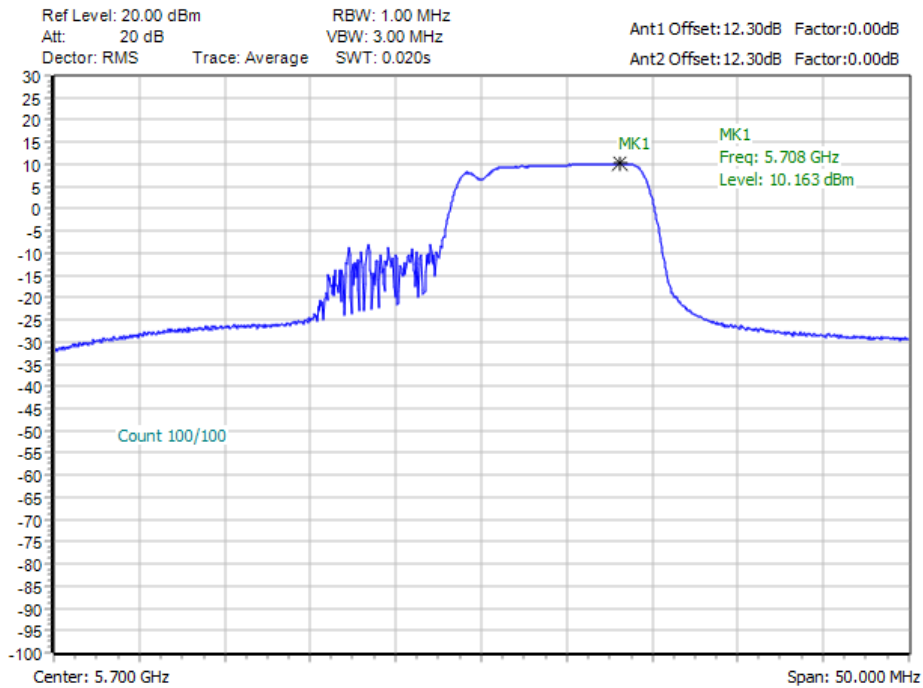




11BE20MIMO_total_5700_52+26_OFDMA_3

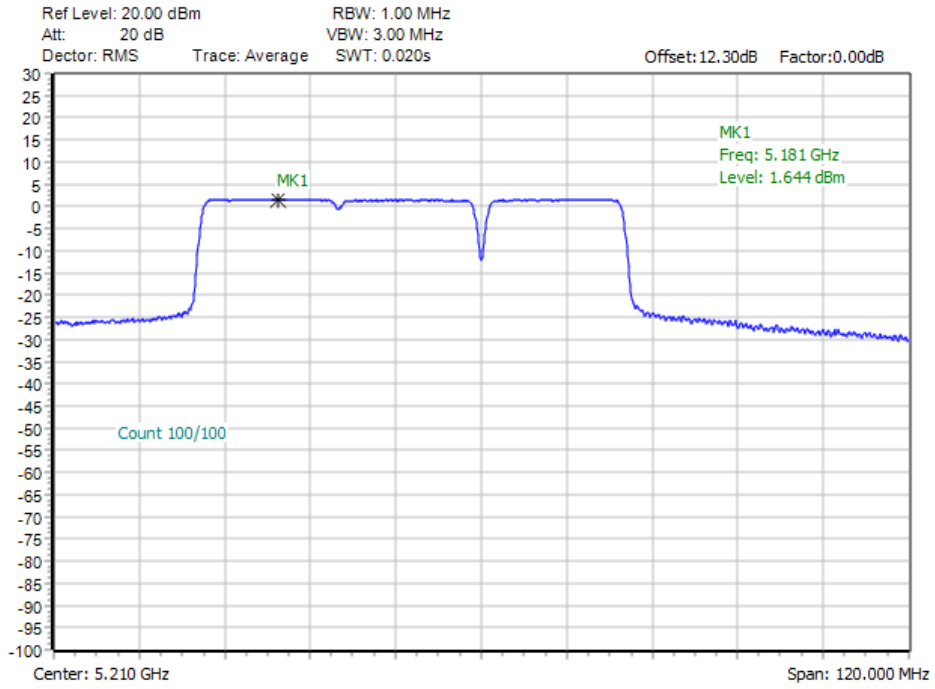


11BE20MIMO_total_5700_106+26_OFDMA_2

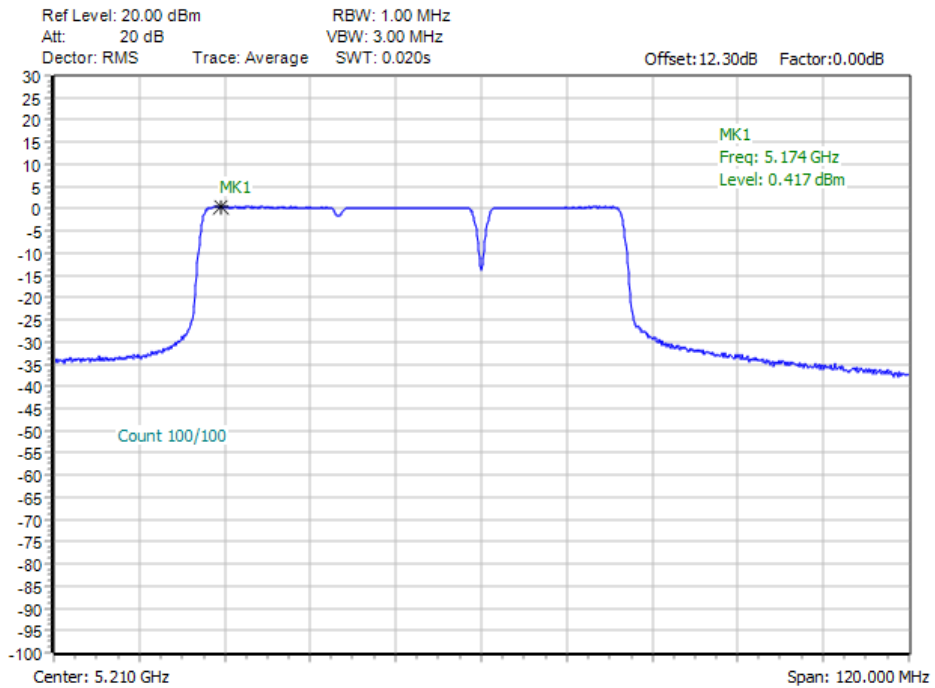




11BE80MIMO_Ant5_5210_Large RU 484+242_4

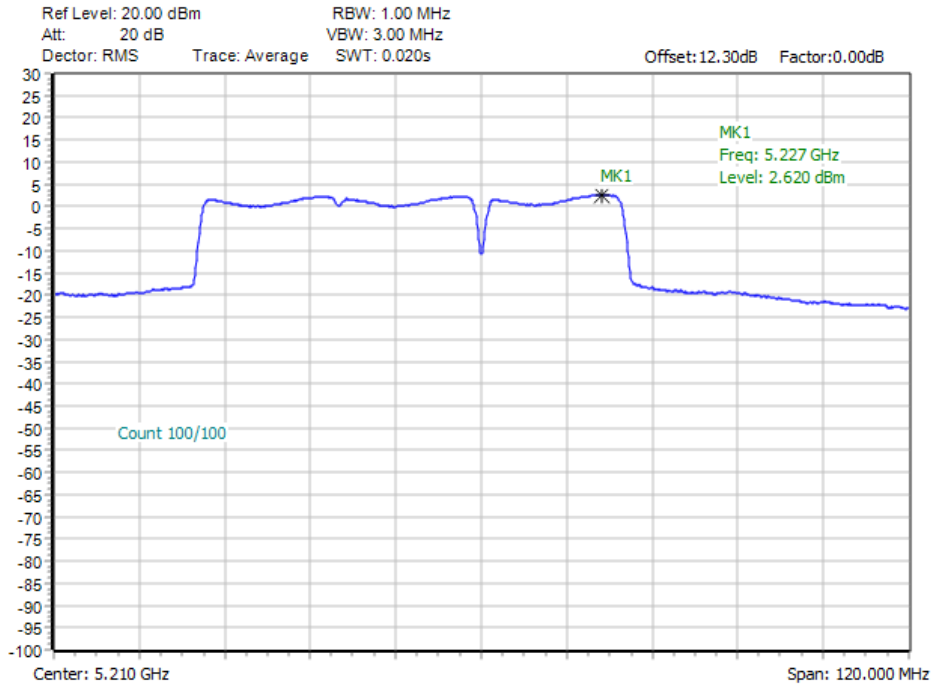


11BE80MIMO_Ant5_5210_Puncturing 20M_4

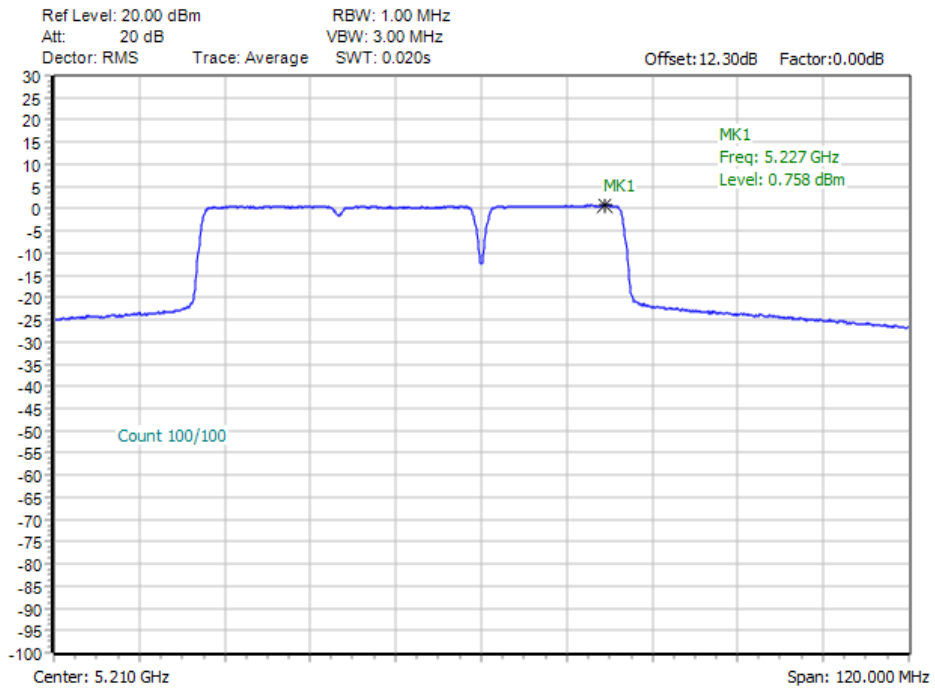




11BE80MIMO_Ant4_5210_Large RU 484+242_4

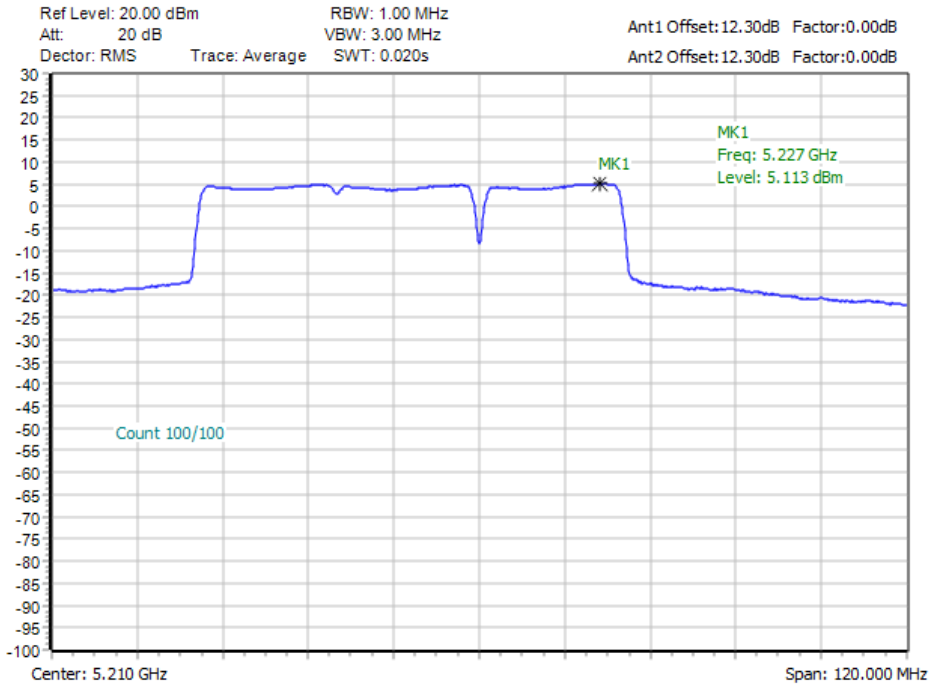


11BE80MIMO_Ant4_5210_Puncturing 20M_4

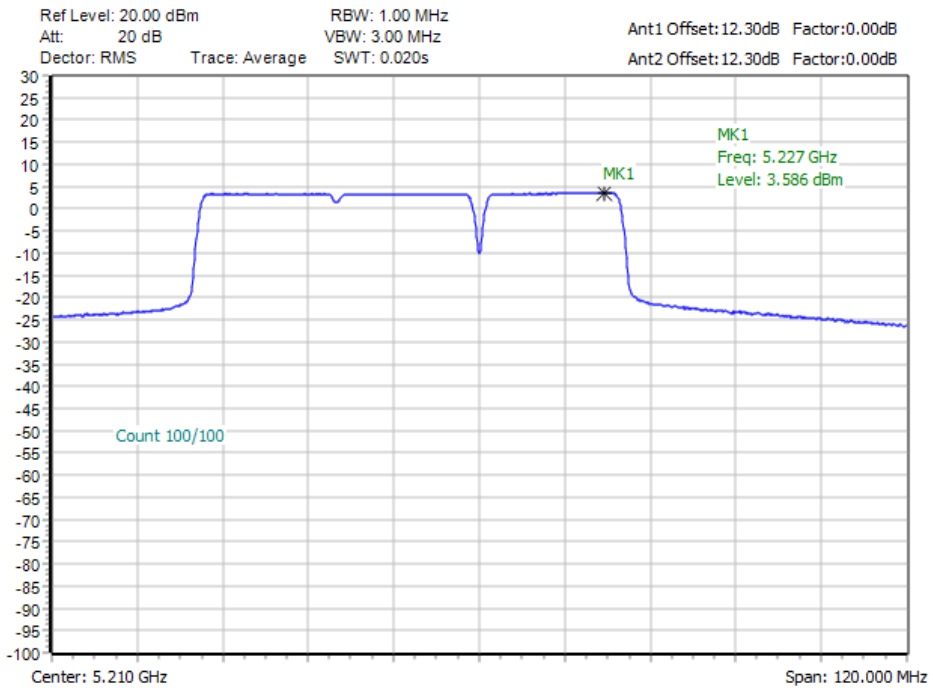




11BE80MIMO_total_5210_Large RU 484+242_4

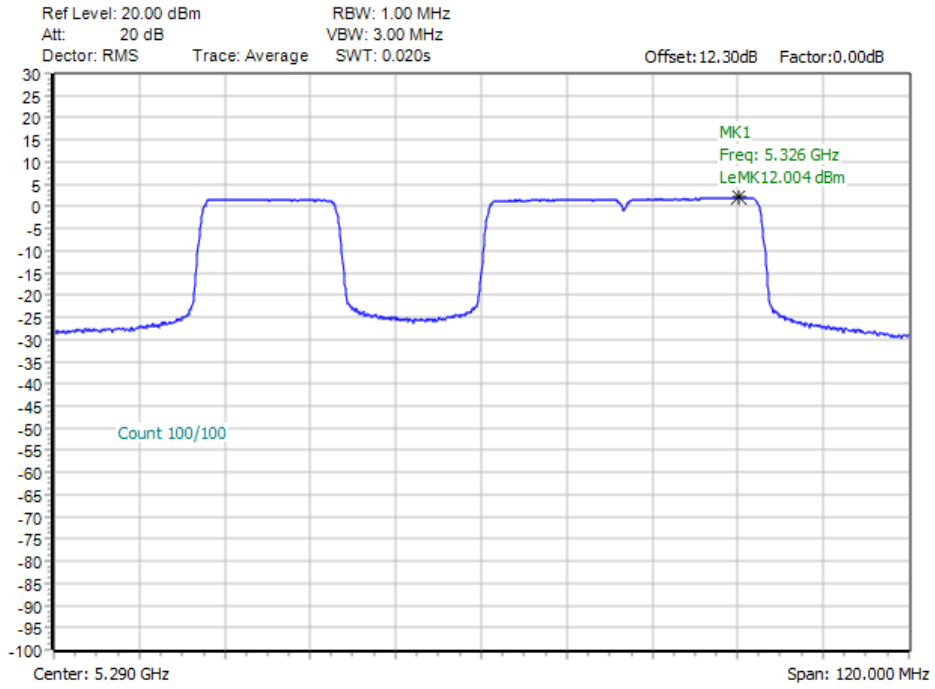


11BE80MIMO_total_5210_Puncturing 20M_4

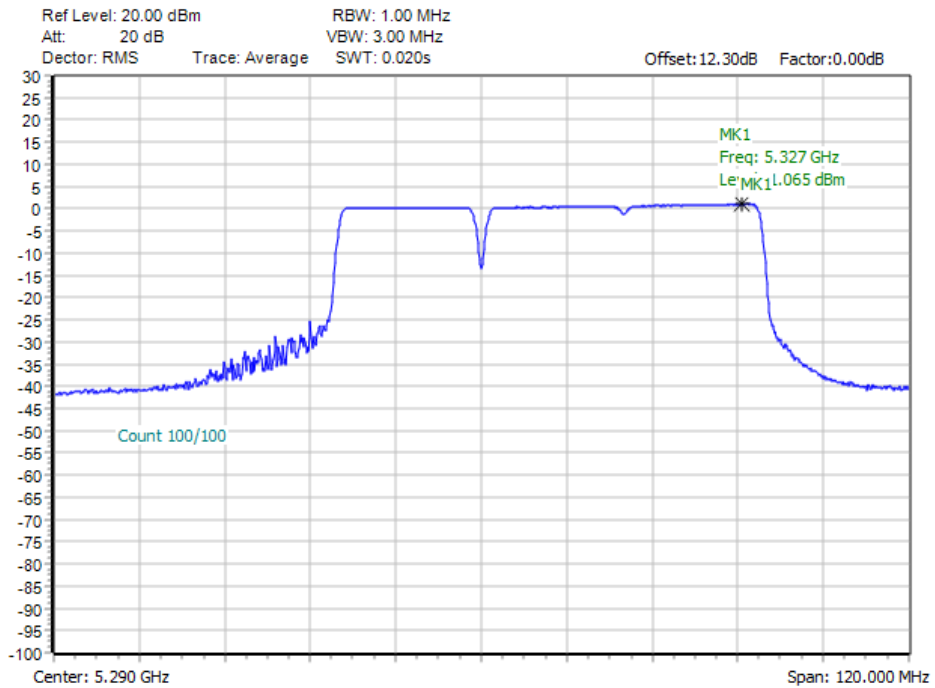




11BE80MIMO_Ant5_5290_Large RU 484+242_2

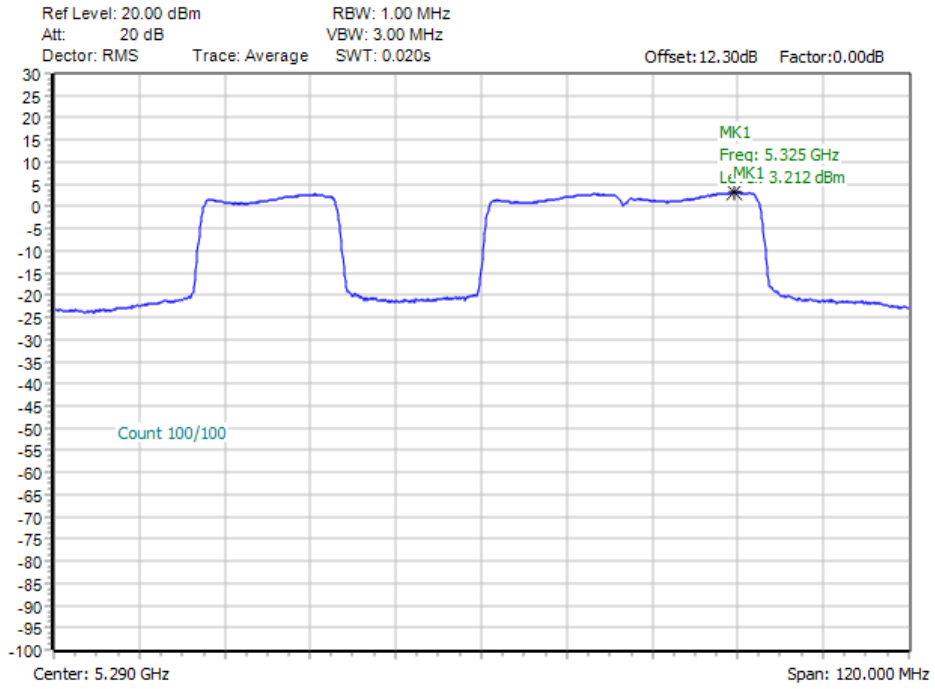


11BE80MIMO_Ant5_5290_Puncturing 20M_1

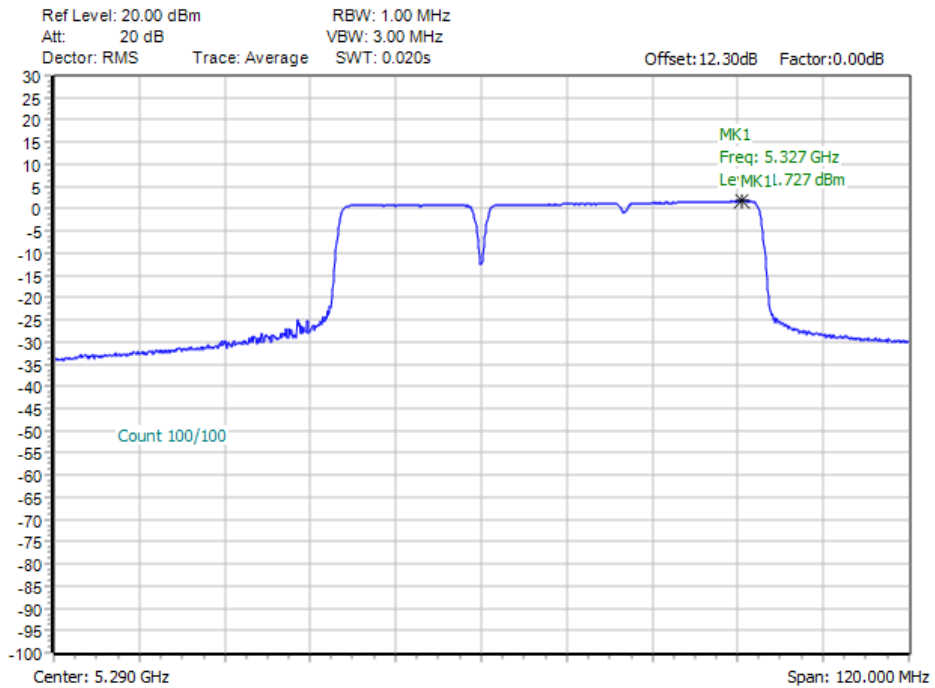




11BE80MIMO_Ant4_5290_Large RU 484+242_2

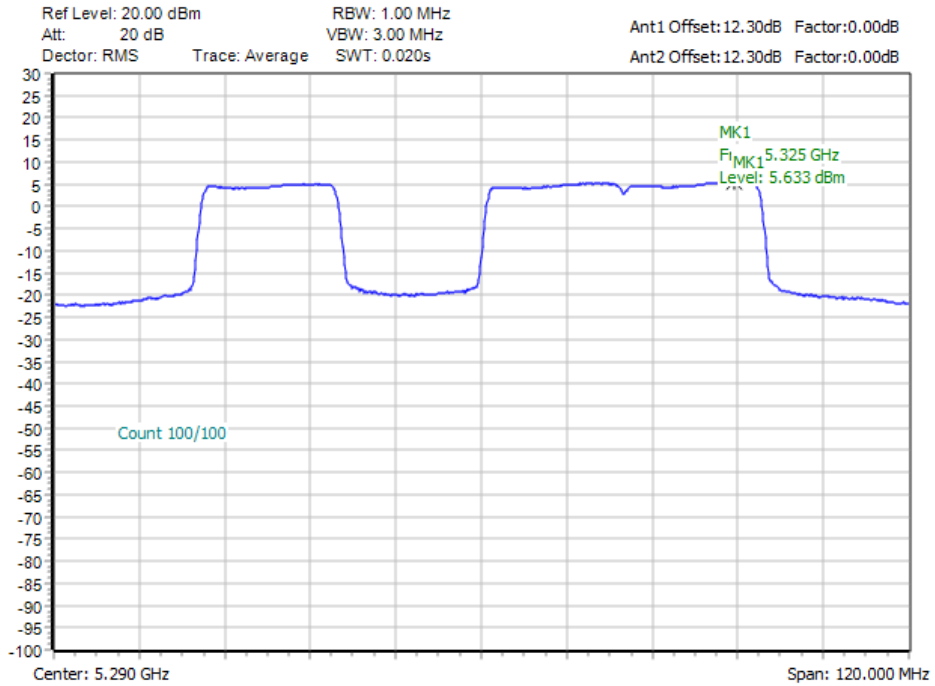


11BE80MIMO_Ant4_5290_Puncturing 20M_1

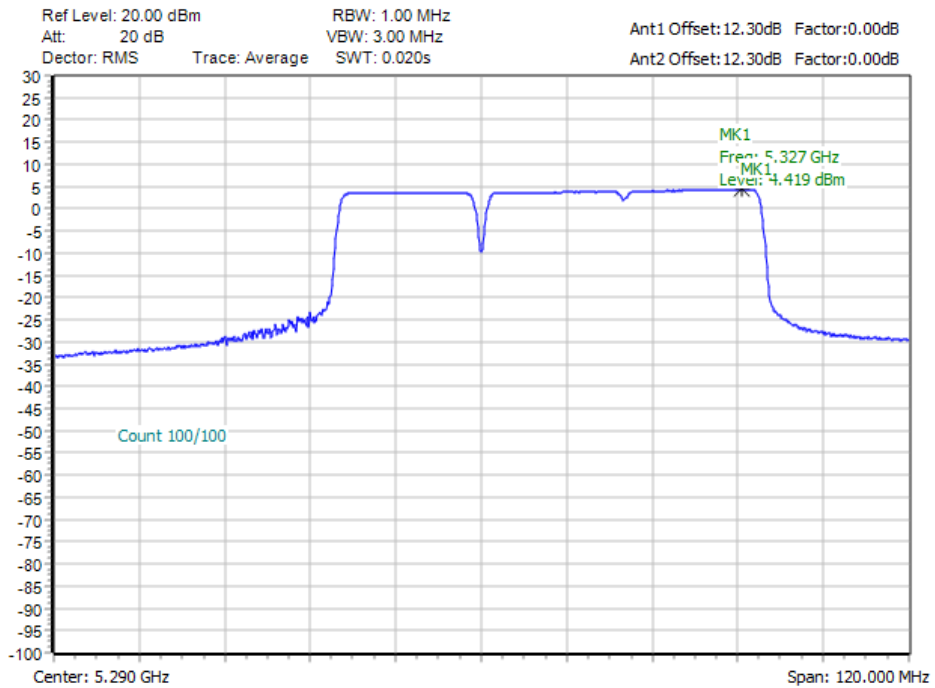




11BE80MIMO_total_5290_Large RU 484+242_2

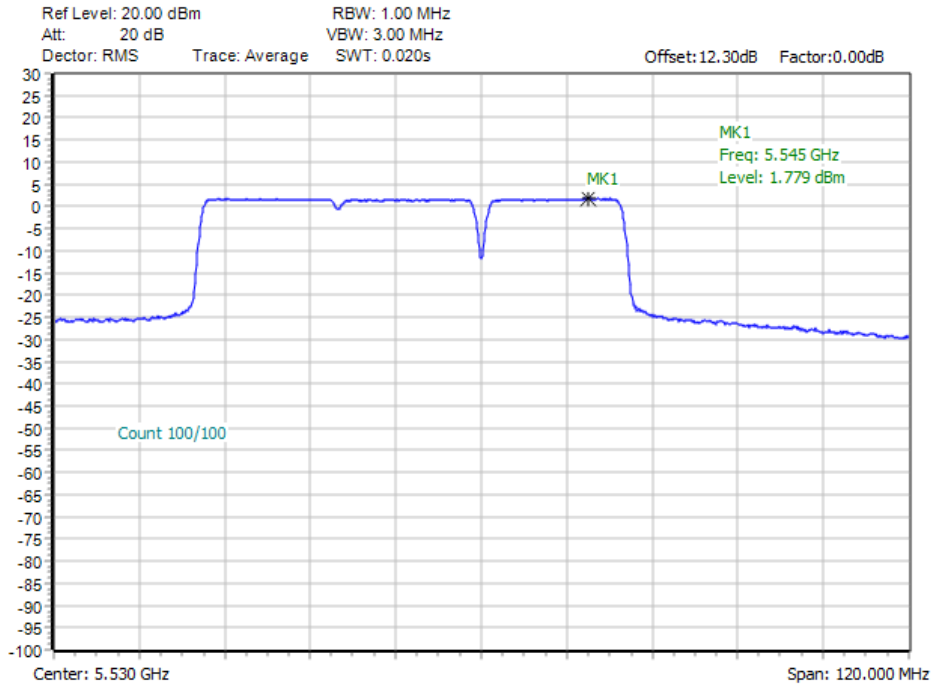


11BE80MIMO_total_5290_Puncturing 20M_1

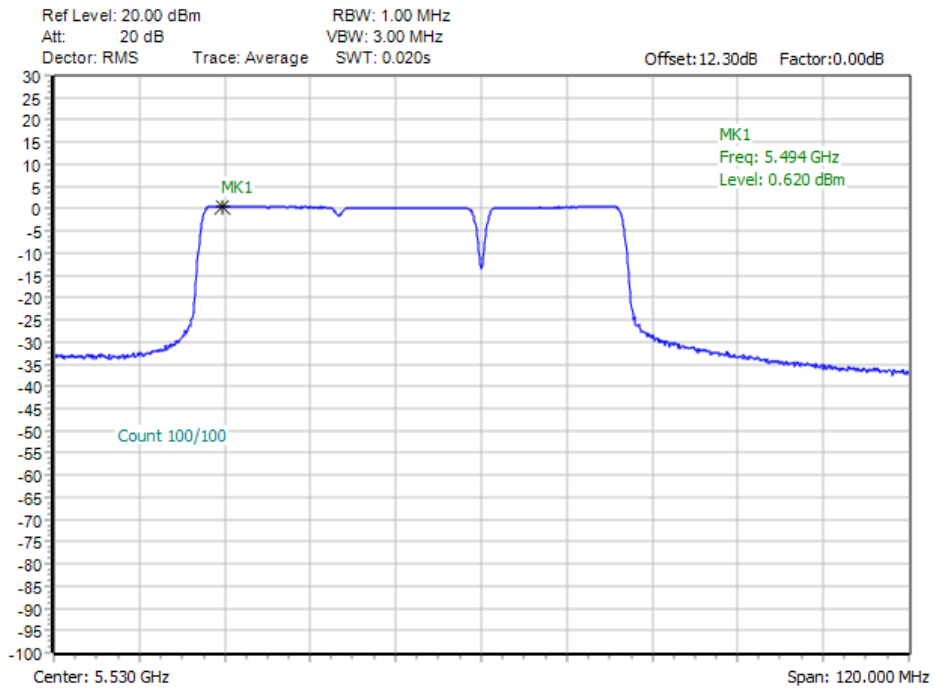




11BE80MIMO_Ant5_5530_Large RU 484+242_4

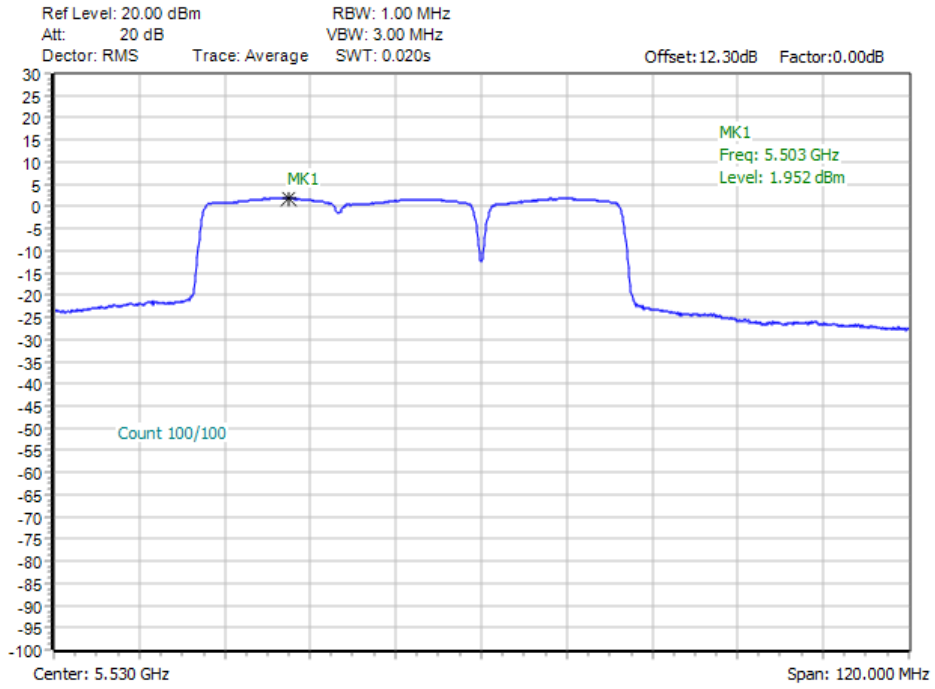


11BE80MIMO_Ant5_5530_Puncturing 20M_4

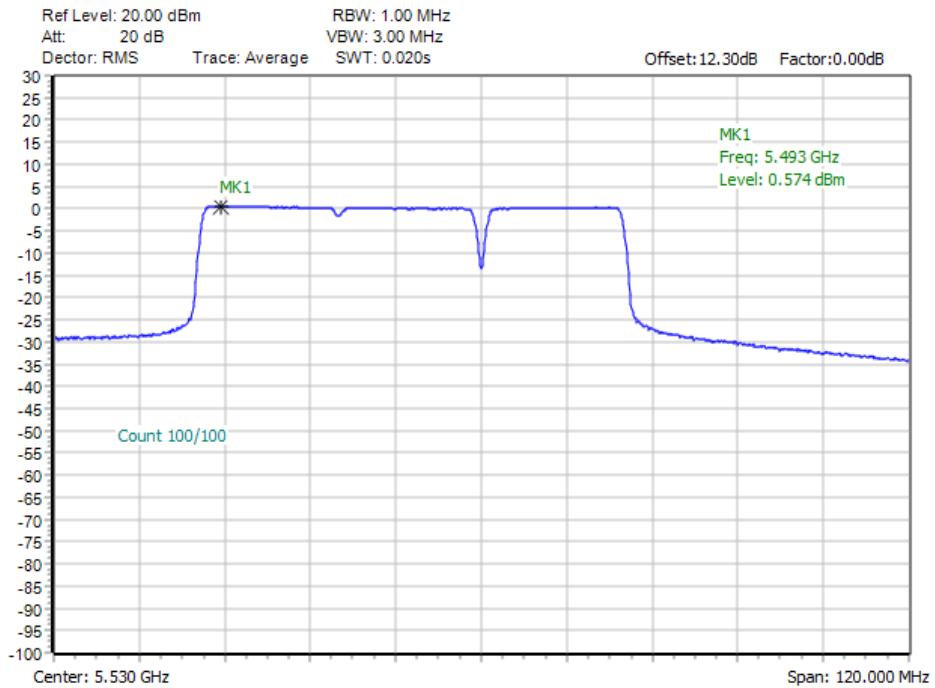




11BE80MIMO_Ant4_5530_Large RU 484+242_4

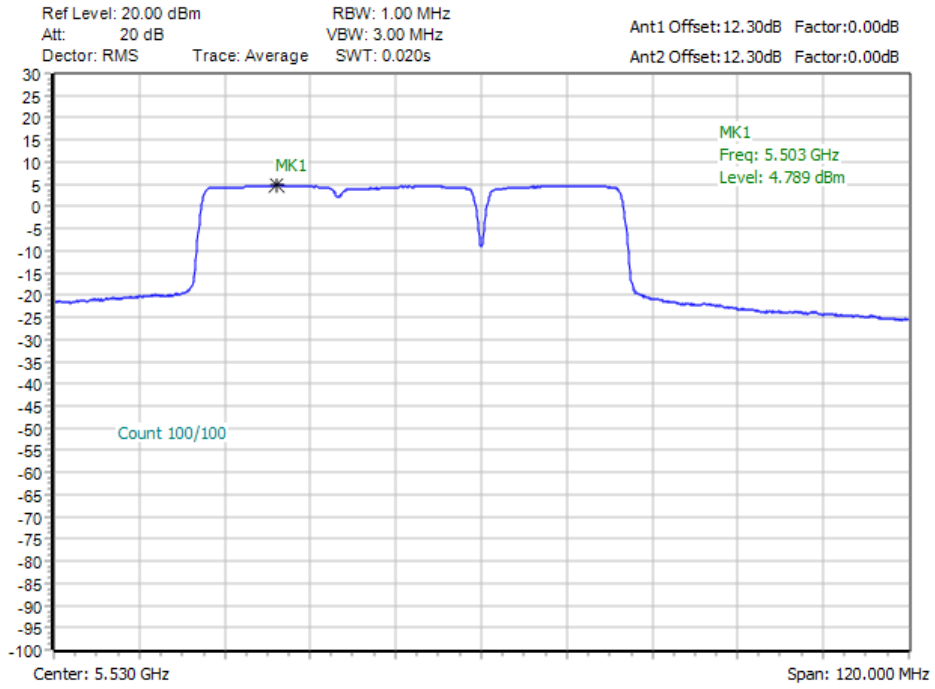


11BE80MIMO_Ant4_5530_Puncturing 20M_4

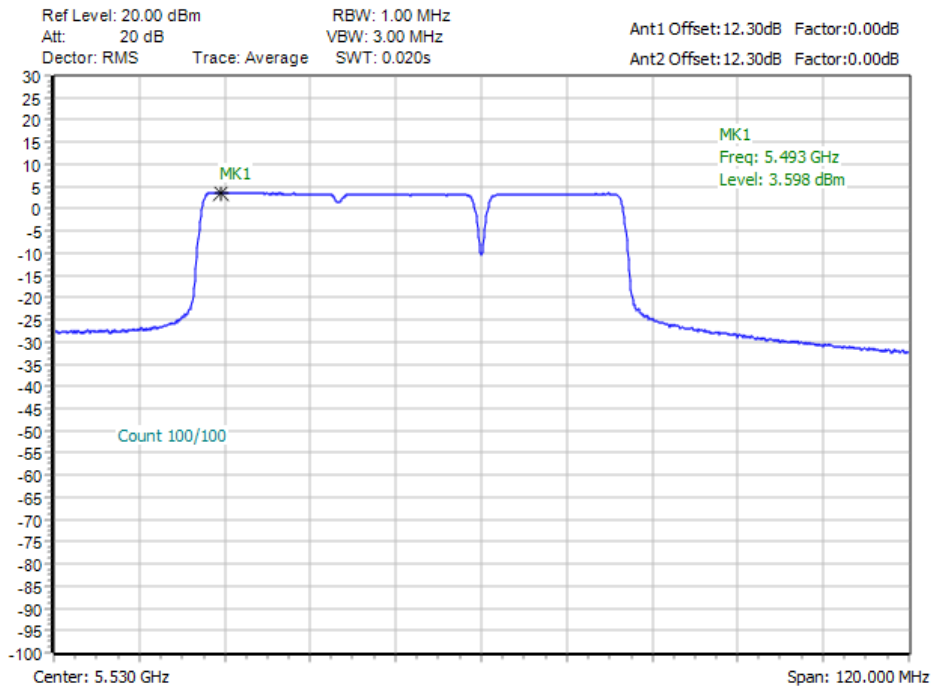




11BE80MIMO_total_5530_Large RU 484+242_4

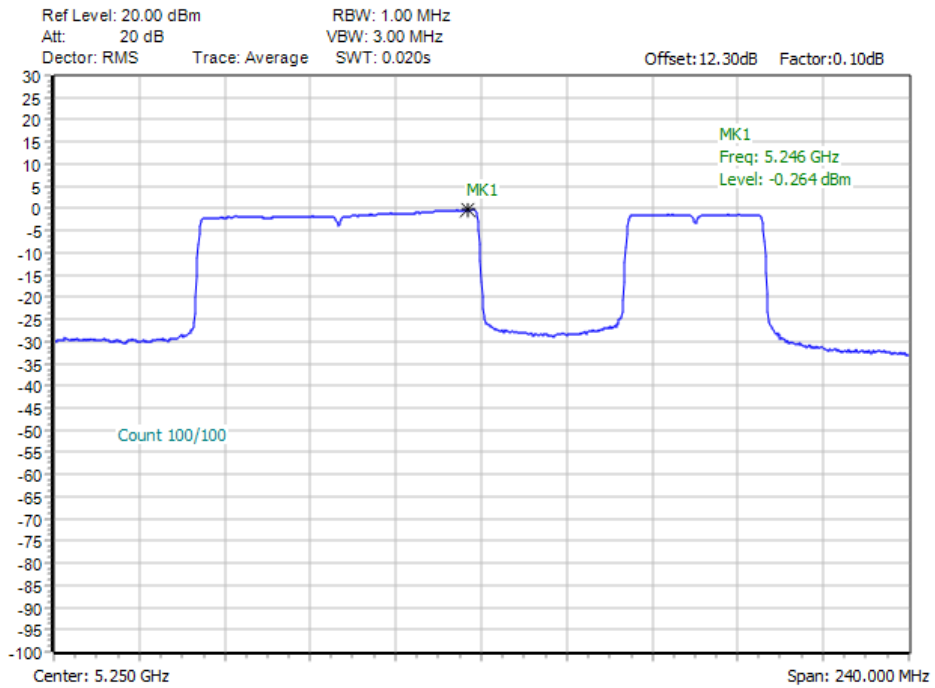


11BE80MIMO_total_5530_Puncturing 20M_4

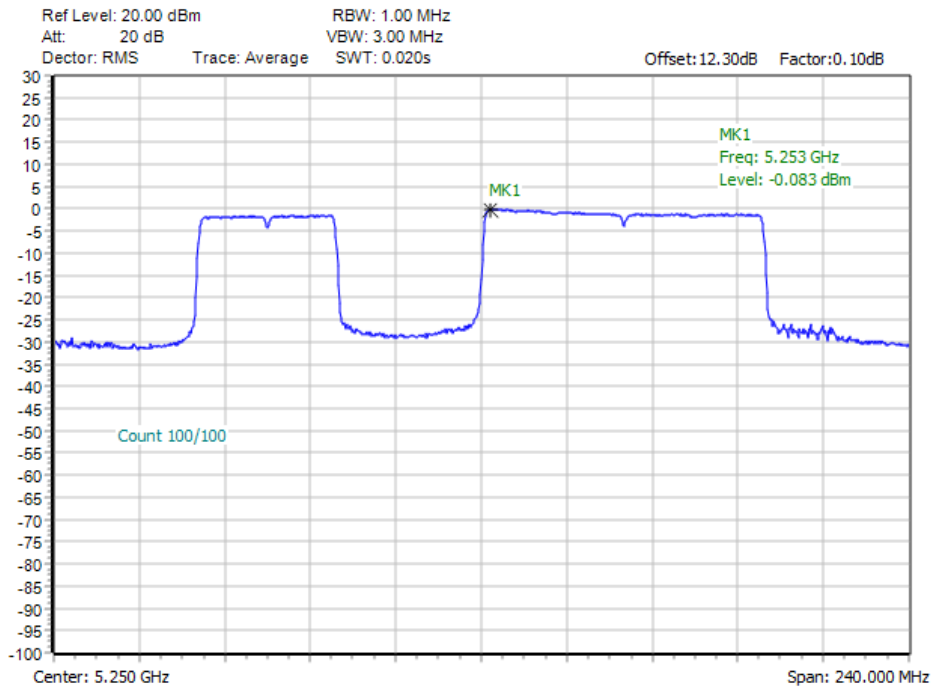




11BE160MIMO_Ant5_5250_Large RU 996+484_3

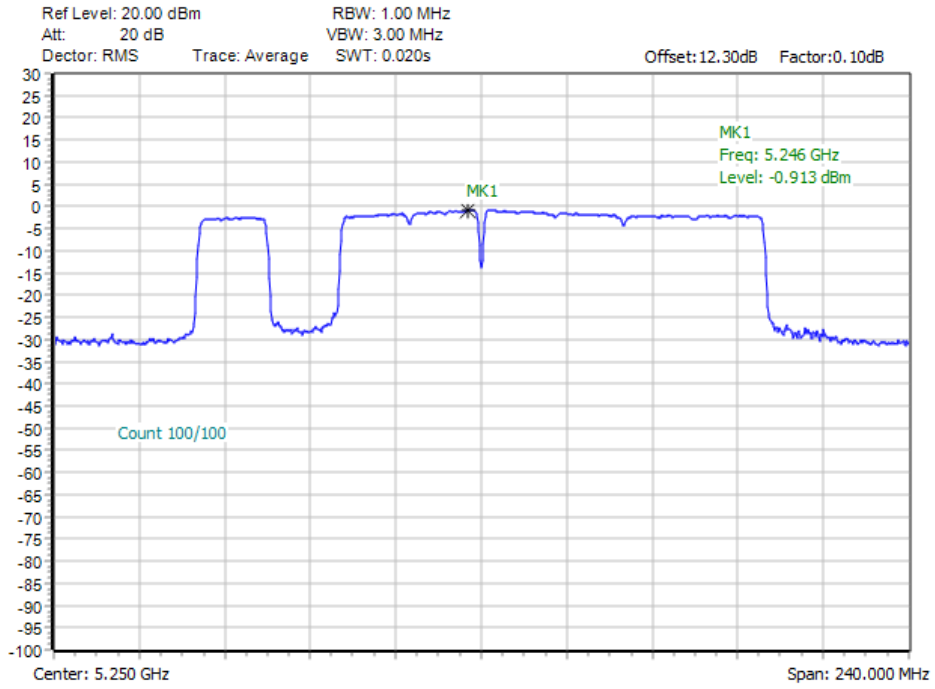


11BE160MIMO_Ant5_5250_Puncturing 40M_2

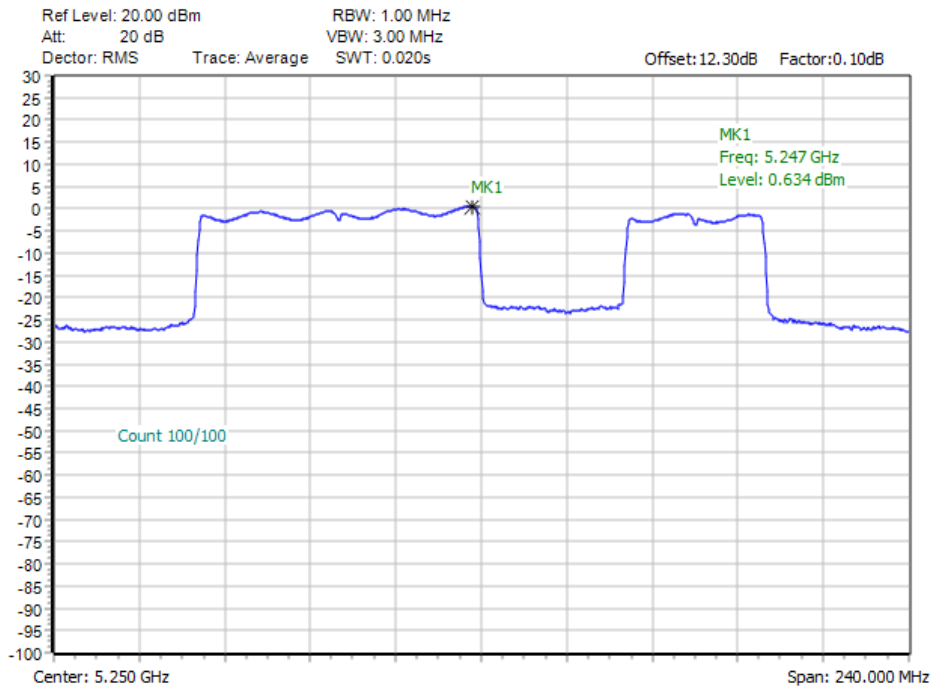




11BE160MIMO_Ant5_5250_Puncturing 20M_2

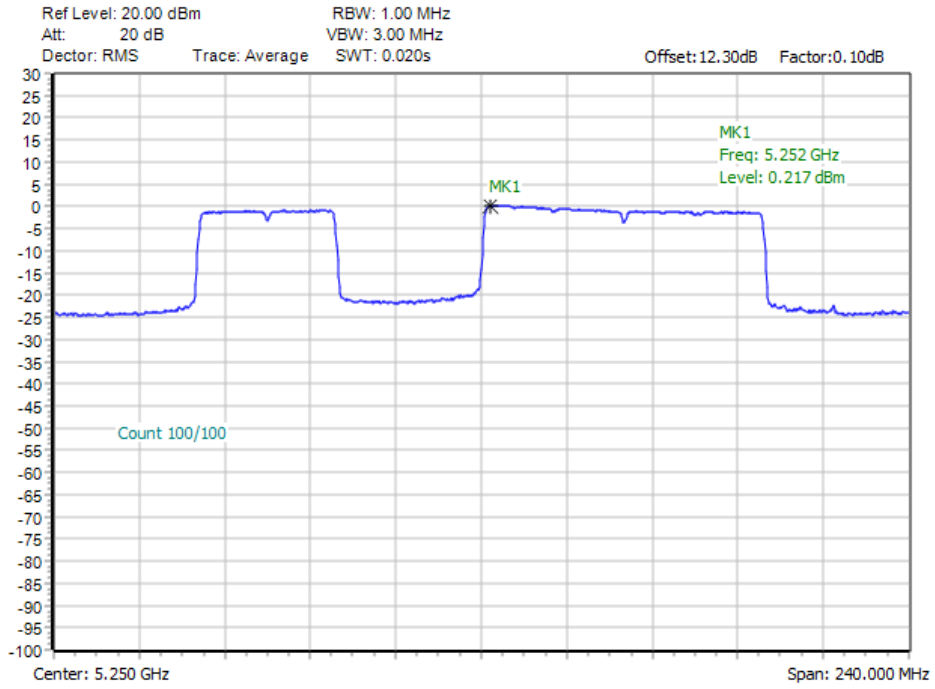


11BE160MIMO_Ant4_5250_Large RU 996+484_3

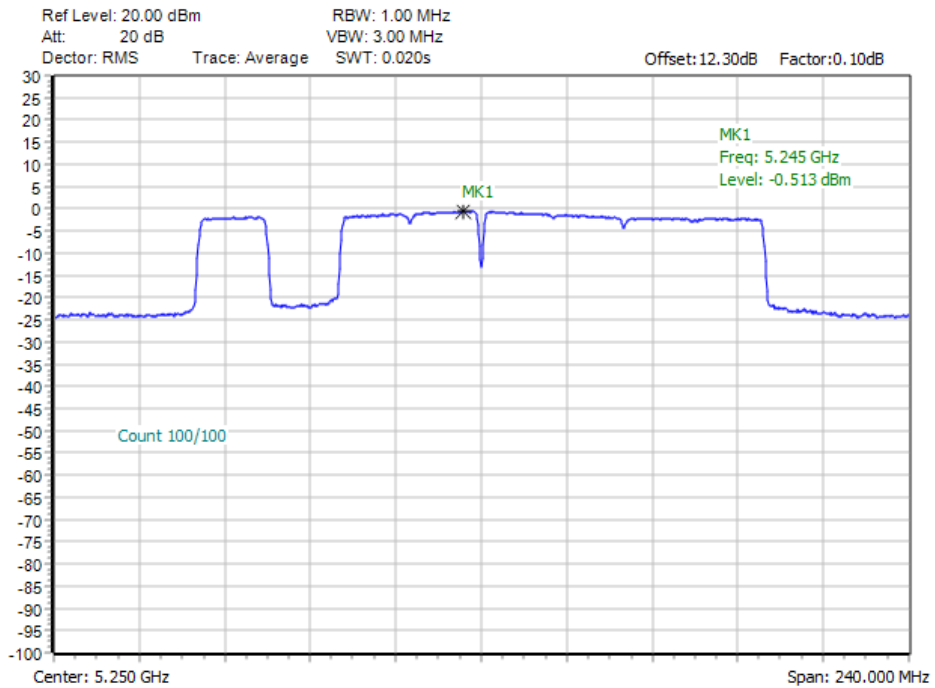




11BE160MIMO_Ant4_5250_Puncturing 40M_2

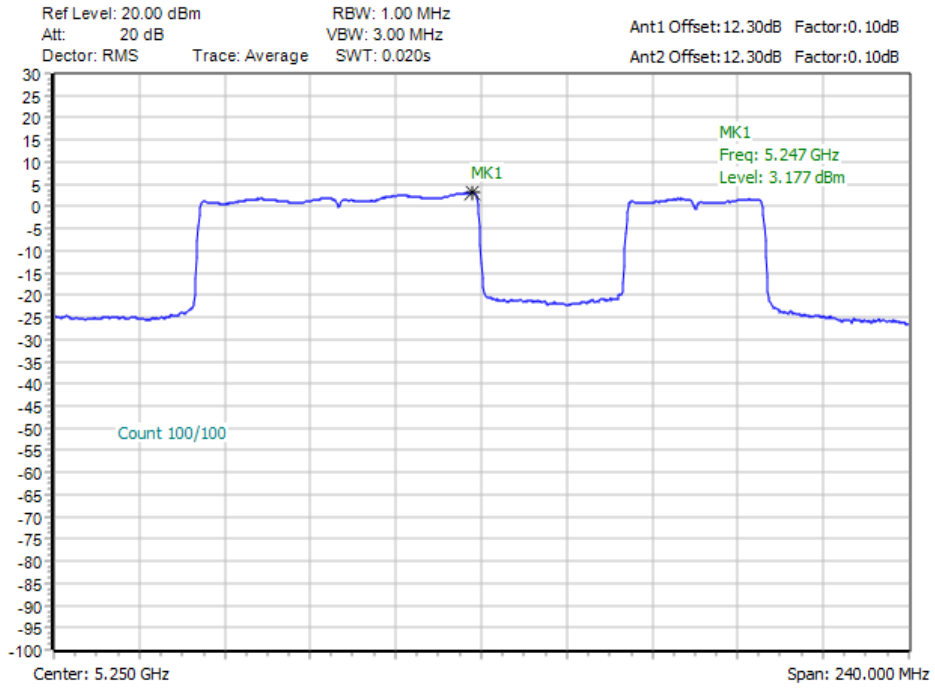


11BE160MIMO_Ant4_5250_Puncturing 20M_2

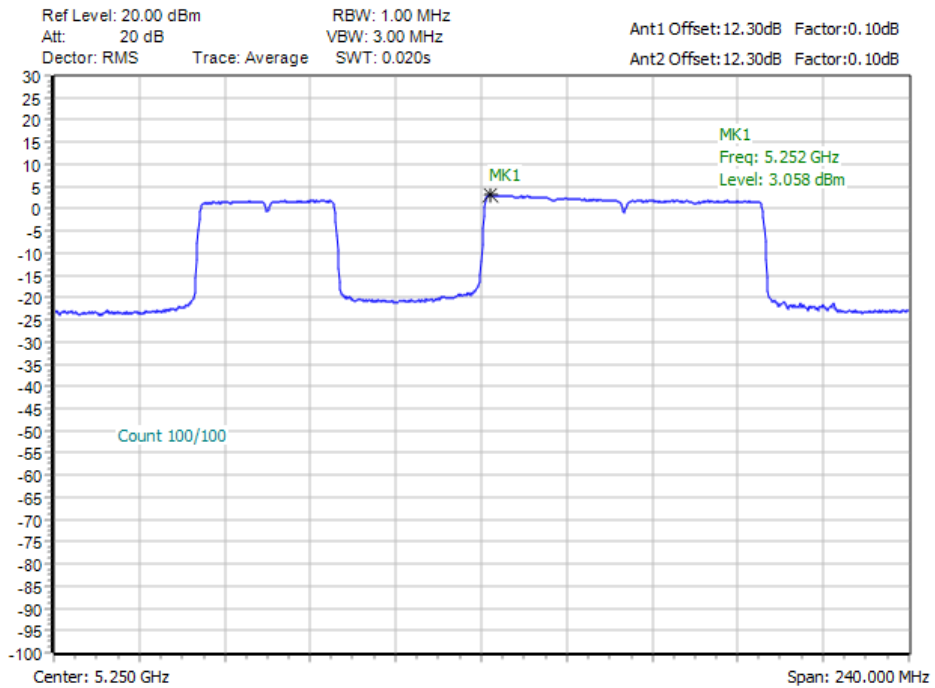




11BE160MIMO_total_5250_Large RU 996+484_3

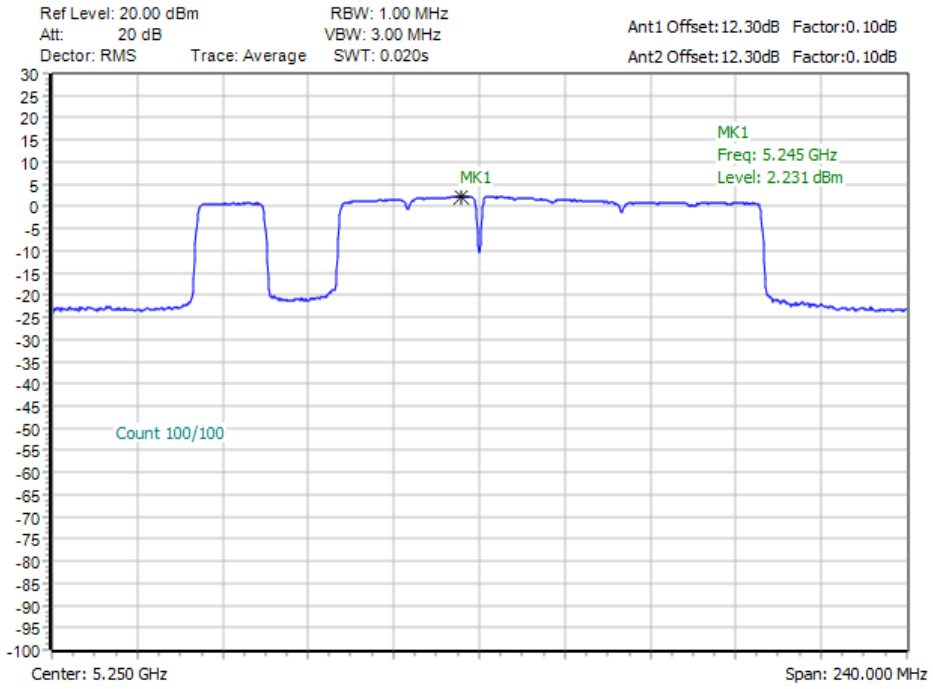


11BE160MIMO_total_5250_Puncturing 40M_2



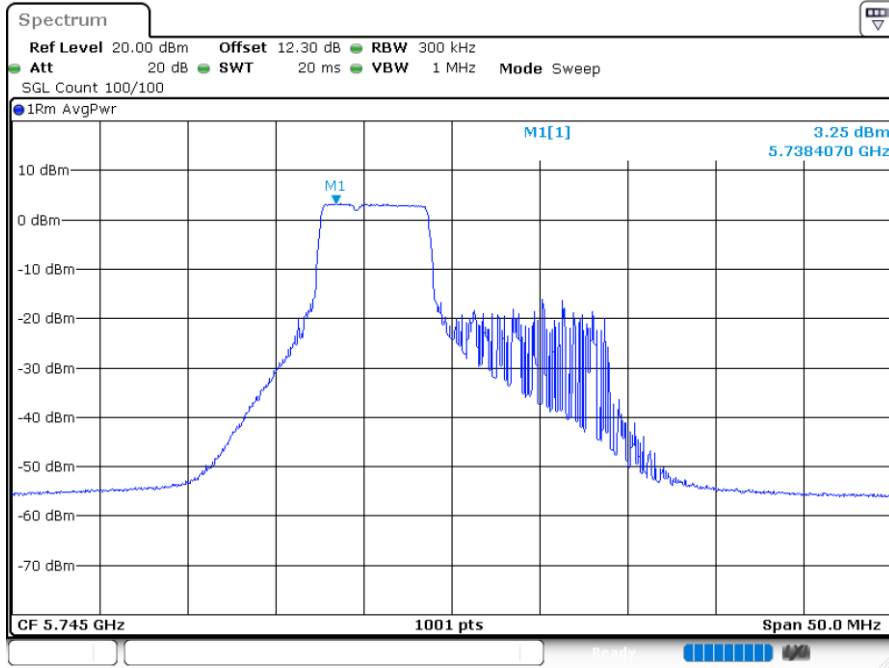


11BE160MIMO_total_5250_Puncturing 20M_2



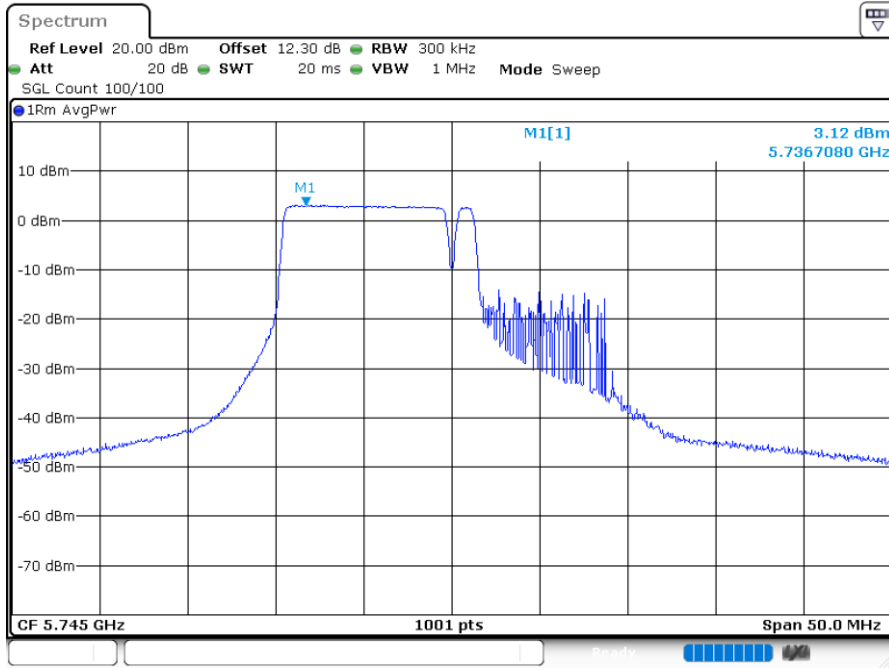


11BE20MIMO_Ant5_5745_52+26_OFDMA_1



Date: 24.OCT.2023 23:39:57

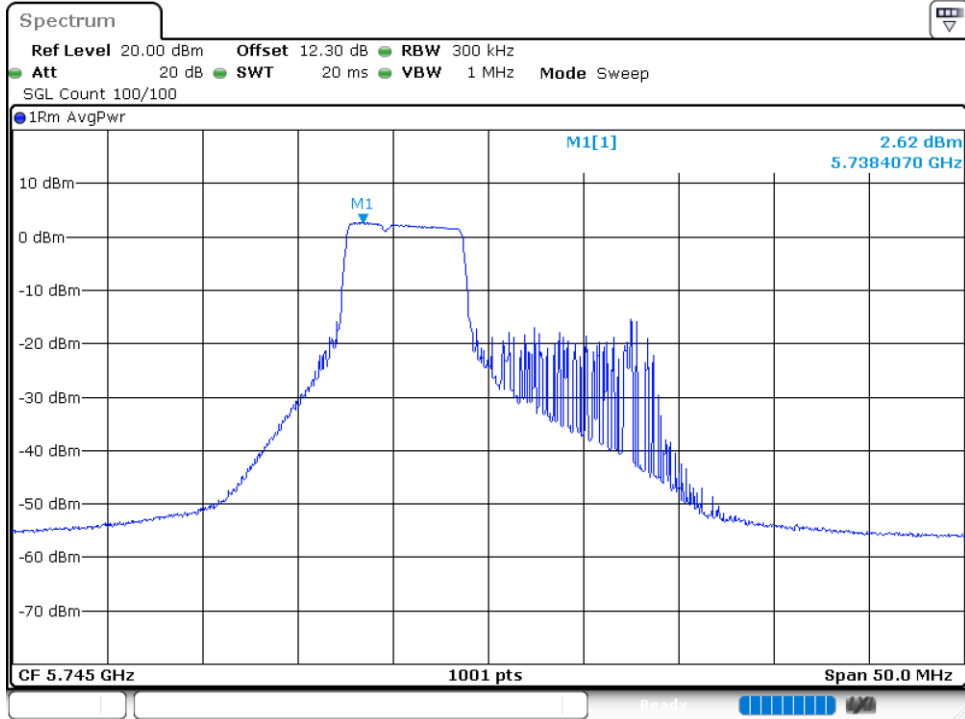
11BE20MIMO_Ant5_5745_106+26_OFDMA_1



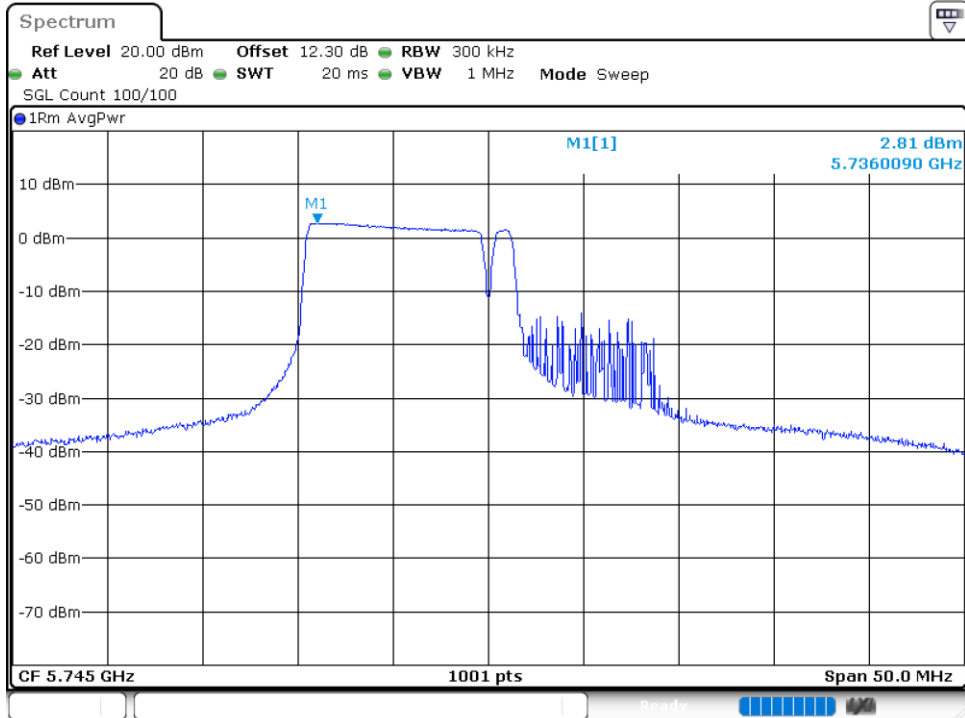
Date: 24.OCT.2023 23:36:36



11BE20MIMO_Ant4_5745_52+26_OFDMA_1

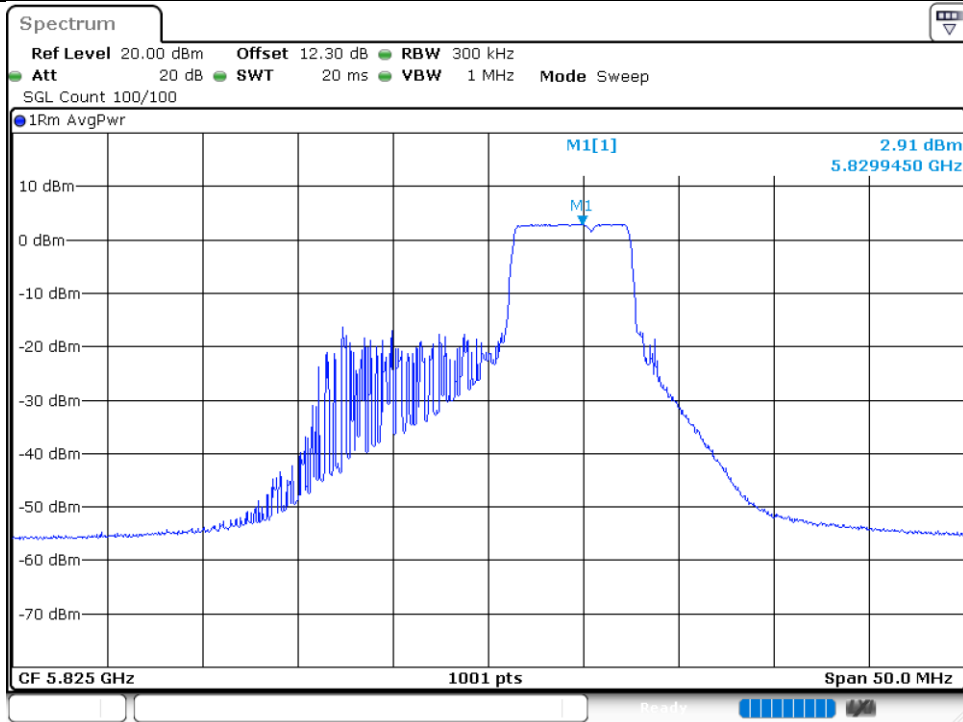


11BE20MIMO_Ant4_5745_106+26_OFDMA_1

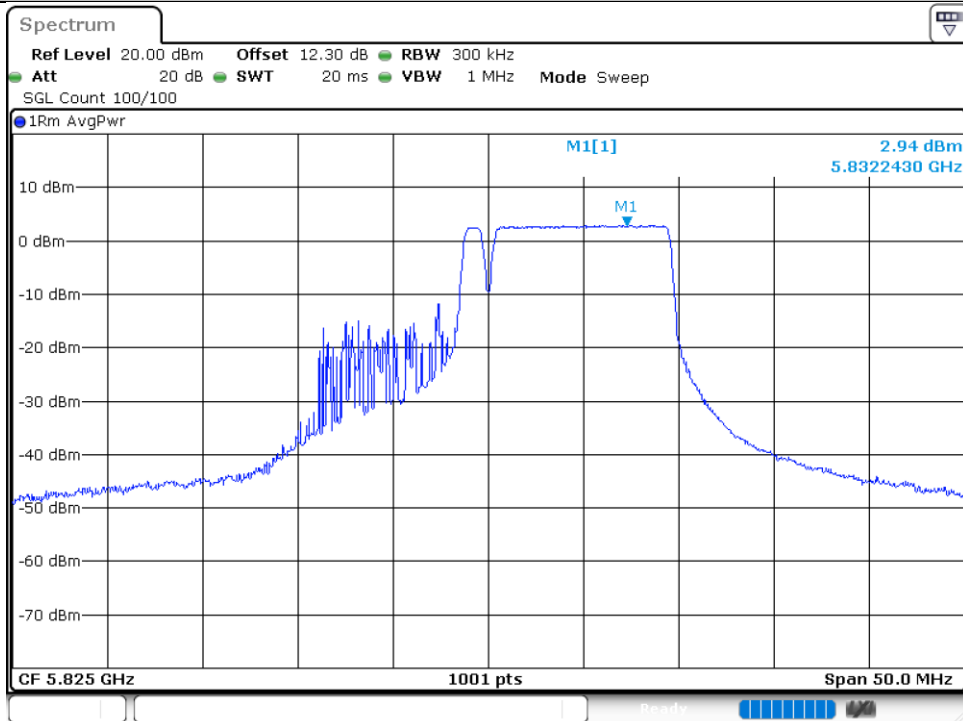




11BE20MIMO_Ant5_5825_52+26_OFDMA_3

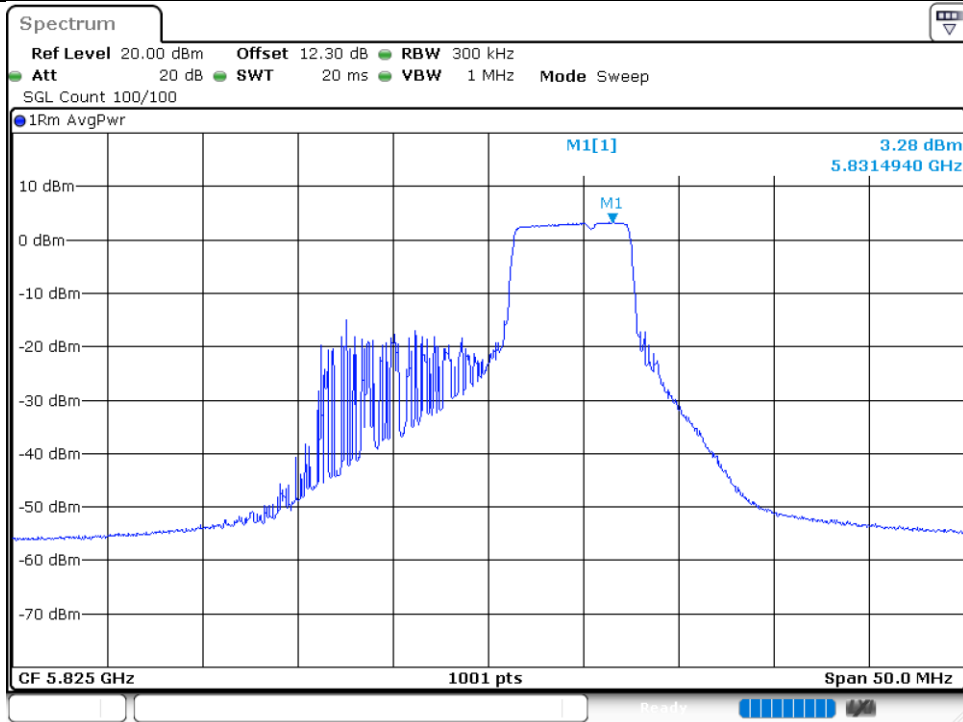


11BE20MIMO_Ant5_5825_106+26_OFDMA_2

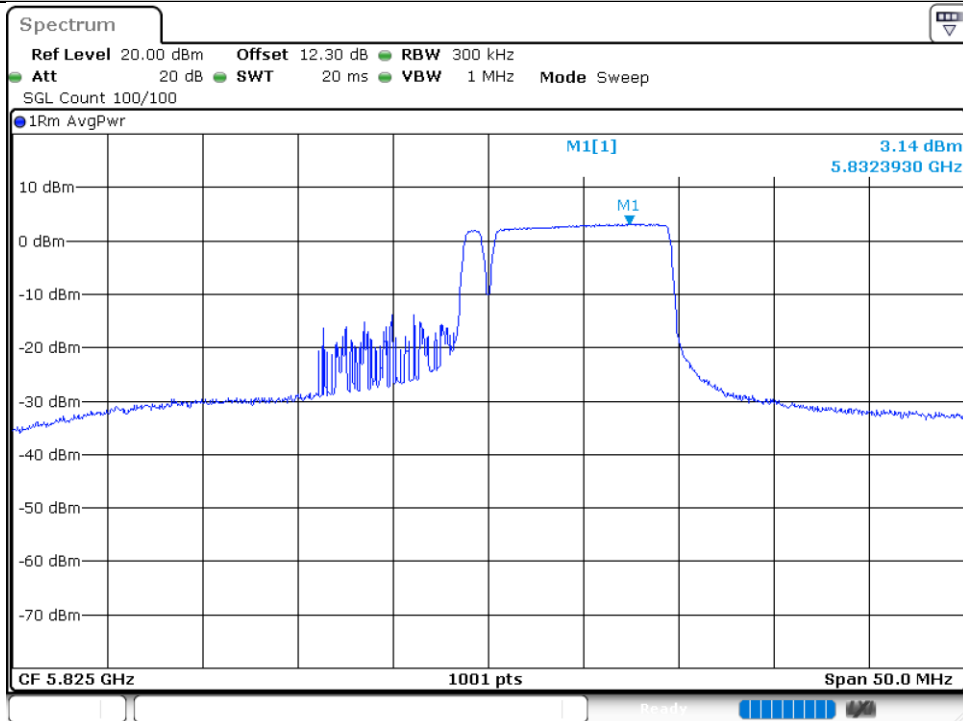




11BE20MIMO_Ant4_5825_52+26_OFDMA_3

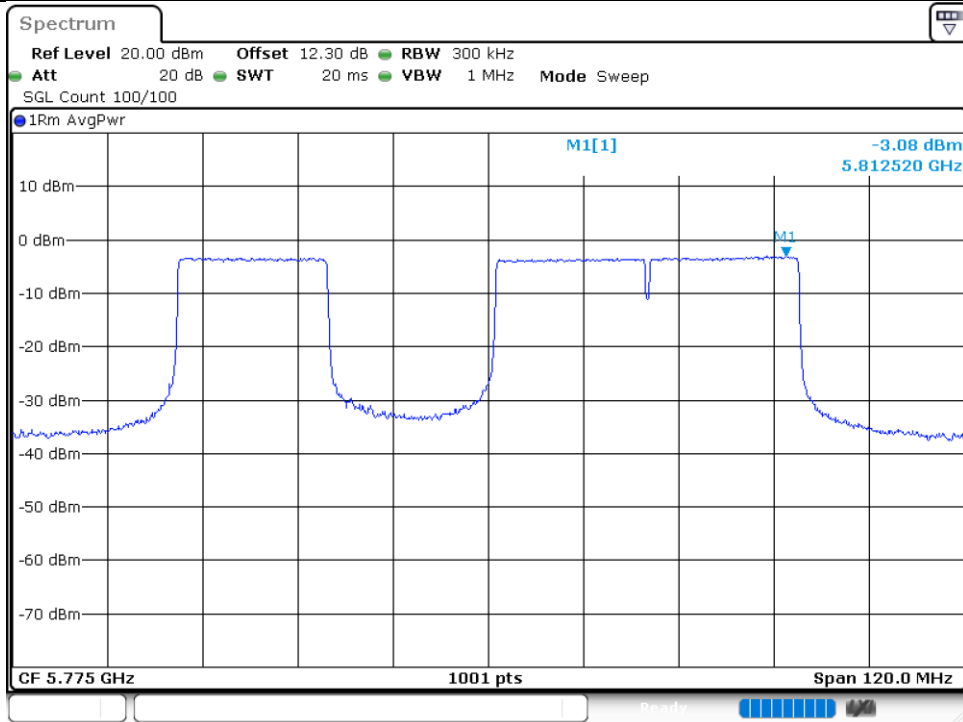


11BE20MIMO_Ant4_5825_106+26_OFDMA_2

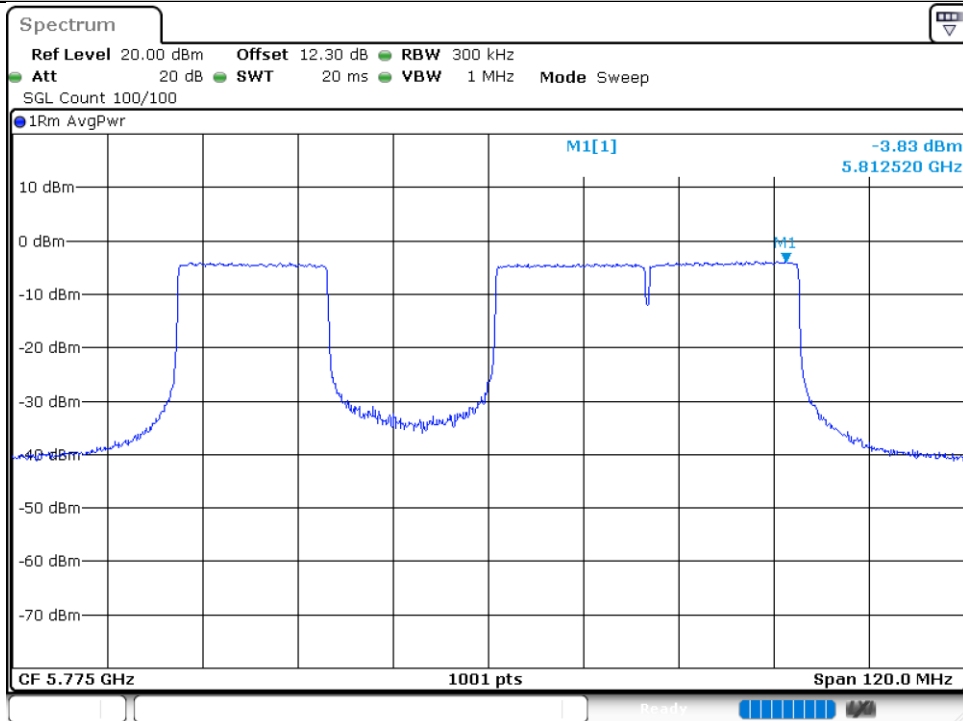




11BE80MIMO_Ant5_5775_Large RU 484+242_2

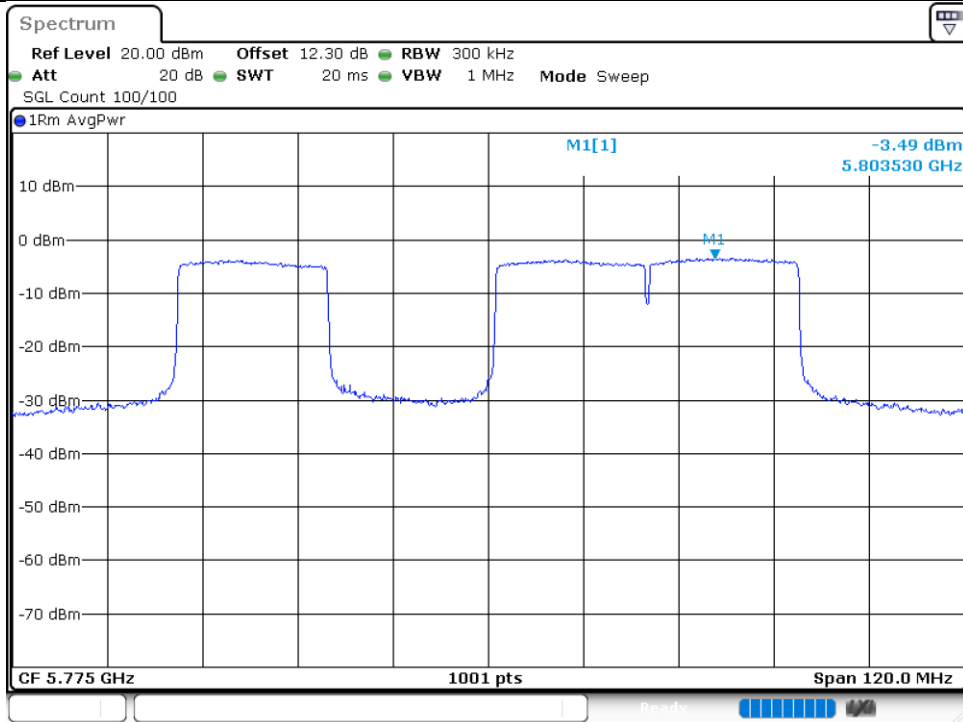


11BE80MIMO_Ant5_5775_Puncturing 20M_2



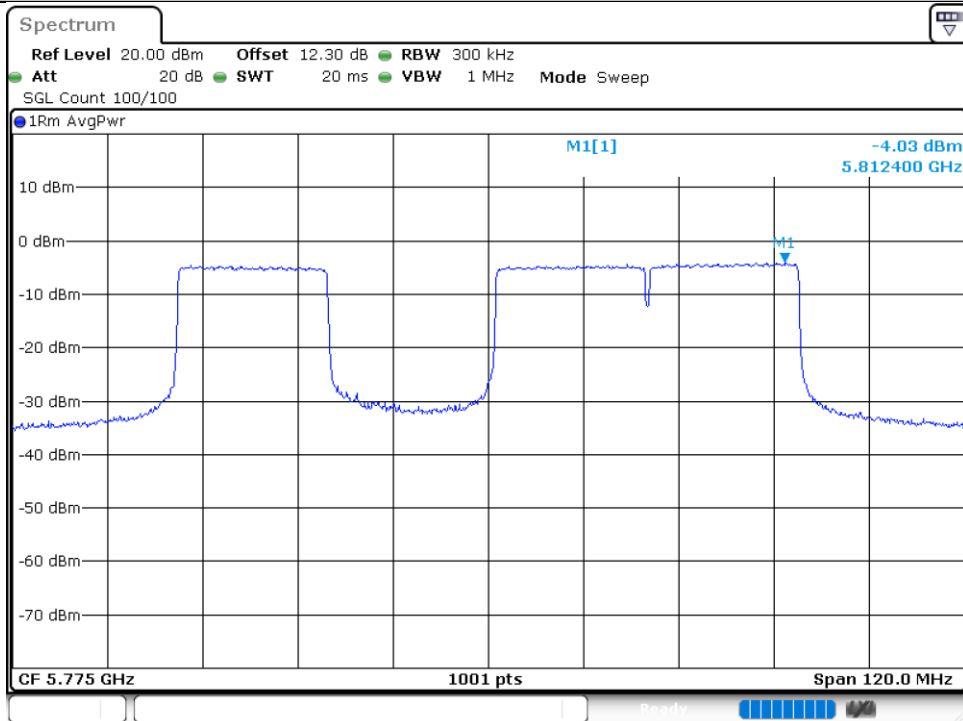


11BE80MIMO_Ant4_5775_Large RU 484+242_2



Date: 25.OCT.2023 10:48:48

11BE80MIMO_Ant4_5775_Puncturing 20M_2



Date: 25.OCT.2023 00:09:15



<MIMO Ant.5+6>

Maximum conducted output power

Test Result

| Test Mode | Antenna | Freq(MHz) | MRU Type | MRU Index | Result [dBm] | Limit [dBm] | Gain [dBi] | EIRP [dB] | EIRP Limit [dBm] | Verdict |
|------------|---------|--------------|------------------|-----------|--------------|-------------|------------|-----------|------------------|---------|
| 11BE20MIMO | Ant5 | 5180 | 52+26_OFDMA | 38+1 | 12.02 | ≤23.98 | -3.14 | 8.88 | --- | PASS |
| | | | 106+26_OFDMA | 53+4 | 14.80 | ≤23.98 | -3.14 | 11.66 | --- | PASS |
| | Ant6 | 5180 | 52+26_OFDMA | 38+1 | 10.67 | ≤23.98 | -2.76 | 7.91 | --- | PASS |
| | | | 106+26_OFDMA | 53+4 | 12.97 | ≤23.98 | -2.76 | 10.21 | --- | PASS |
| | total | 5180 | 52+26_OFDMA | 38+1 | 14.41 | ≤23.98 | -2.76 | 11.65 | --- | PASS |
| | | | 106+26_OFDMA | 53+4 | 16.99 | ≤23.98 | -2.76 | 14.23 | --- | PASS |
| | Ant5 | 5320 | 52+26_OFDMA | 39+7 | 13.88 | ≤23.98 | -1.23 | 12.65 | ≤30.00 | PASS |
| | | | 106+26_OFDMA | 54+4 | 15.60 | ≤23.98 | -1.23 | 14.37 | ≤30.00 | PASS |
| | Ant6 | 5320 | 52+26_OFDMA | 39+7 | 11.03 | ≤23.98 | -3.06 | 7.97 | ≤30.00 | PASS |
| | | | 106+26_OFDMA | 54+4 | 12.80 | ≤23.98 | -3.06 | 9.74 | ≤30.00 | PASS |
| | total | 5320 | 52+26_OFDMA | 39+7 | 15.70 | ≤23.98 | -1.23 | 14.47 | ≤30.00 | PASS |
| | | | 106+26_OFDMA | 54+4 | 17.43 | ≤23.98 | -1.23 | 16.20 | ≤30.00 | PASS |
| | Ant5 | 5500 | 52+26_OFDMA | 38+1 | 13.53 | ≤23.98 | -1.51 | 12.02 | ≤30.00 | PASS |
| | | | 106+26_OFDMA | 53+4 | 15.66 | ≤23.98 | -1.51 | 14.15 | ≤30.00 | PASS |
| | Ant6 | 5500 | 52+26_OFDMA | 38+1 | 11.90 | ≤23.98 | -2.46 | 9.44 | ≤30.00 | PASS |
| | | | 106+26_OFDMA | 53+4 | 13.87 | ≤23.98 | -2.46 | 11.41 | ≤30.00 | PASS |
| | total | 5500 | 52+26_OFDMA | 38+1 | 15.80 | ≤23.98 | -1.51 | 14.29 | ≤30.00 | PASS |
| | | | 106+26_OFDMA | 53+4 | 17.87 | ≤23.98 | -1.51 | 16.36 | ≤30.00 | PASS |
| | Ant5 | 5700 | 52+26_OFDMA | 39+7 | 13.00 | ≤23.98 | -1.51 | 11.49 | ≤30.00 | PASS |
| | | | 106+26_OFDMA | 54+4 | 15.20 | ≤23.98 | -1.51 | 13.69 | ≤30.00 | PASS |
| Ant6 | 5700 | 52+26_OFDMA | 39+7 | 10.40 | ≤23.98 | -3.73 | -2.46 | ≤30.00 | PASS | |
| | | 106+26_OFDMA | 54+4 | 12.47 | ≤23.98 | -3.73 | -2.46 | ≤30.00 | PASS | |
| total | 5700 | 52+26_OFDMA | 39+7 | 14.90 | ≤23.98 | -1.51 | 13.39 | ≤30.00 | PASS | |
| | | 106+26_OFDMA | 54+4 | 17.06 | ≤23.98 | -1.51 | 15.55 | ≤30.00 | PASS | |
| 11BE80MIMO | Ant5 | 5210 | Large RU 484+242 | 4 | 14.10 | ≤23.98 | -3.14 | 10.96 | --- | PASS |
| | | | Puncturing 20M | 4 | 13.39 | ≤23.98 | -3.14 | 10.25 | --- | PASS |
| | Ant6 | 5210 | Large RU 484+242 | 4 | 11.80 | ≤23.98 | -2.76 | 9.04 | --- | PASS |
| | | | Puncturing 20M | 4 | 11.16 | ≤23.98 | -2.76 | 8.40 | --- | PASS |
| | total | 5210 | Large RU 484+242 | 4 | 16.11 | ≤23.98 | -2.76 | 13.35 | --- | PASS |
| | | | Puncturing 20M | 4 | 15.43 | ≤23.98 | -2.76 | 12.67 | --- | PASS |
| | Ant5 | 5290 | Large RU 484+242 | 2 | 14.33 | ≤23.98 | -1.23 | 13.10 | ≤30.00 | PASS |
| | | | Puncturing 20M | 1 | 13.85 | ≤23.98 | -1.23 | 12.62 | ≤30.00 | PASS |
| | Ant6 | 5290 | Large RU 484+242 | 2 | 12.15 | ≤23.98 | -3.06 | 9.09 | ≤30.00 | PASS |
| | | | Puncturing 20M | 1 | 12.59 | ≤23.98 | -3.06 | 9.53 | ≤30.00 | PASS |
| | total | 5290 | Large RU 484+242 | 2 | 16.39 | ≤23.98 | -1.23 | 15.16 | ≤30.00 | PASS |
| | | | Puncturing 20M | 1 | 16.28 | ≤23.98 | -1.23 | 15.05 | ≤30.00 | PASS |
| | Ant5 | 5530 | Large RU 484+242 | 4 | 14.75 | ≤23.98 | -1.51 | 13.24 | ≤30.00 | PASS |



| | | | | | | | | | | |
|--|-------|------|------------------|---|-------|--------|-------|-------|--------|------|
| | Ant6 | 5530 | Puncturing 20M | 4 | 13.87 | ≤23.98 | -1.51 | 12.36 | ≤30.00 | PASS |
| | | | Large RU 484+242 | 4 | 12.50 | ≤23.98 | -2.46 | 10.04 | ≤30.00 | PASS |
| | | | Puncturing 20M | 4 | 11.77 | ≤23.98 | -2.46 | 9.31 | ≤30.00 | PASS |
| | total | 5530 | Large RU 484+242 | 4 | 16.78 | ≤23.98 | -1.51 | 15.27 | ≤30.00 | PASS |
| | | | Puncturing 20M | 4 | 15.96 | ≤23.98 | -1.51 | 14.45 | ≤30.00 | PASS |

| | | | | | | | | | | |
|-------------|-------|------|------------------|---|-------|--------|-------|-------|--------|------|
| 11BE160MIMO | Ant5 | 5250 | Large RU 996+484 | 3 | 13.04 | ≤23.98 | -3.14 | 9.90 | ≤30.00 | PASS |
| | | | Puncturing 40M | 2 | 12.88 | ≤23.98 | -3.14 | 9.74 | ≤30.00 | PASS |
| | | | Puncturing 20M | 2 | 12.86 | ≤23.98 | -3.14 | 9.72 | ≤30.00 | PASS |
| | Ant6 | 5250 | Large RU 996+484 | 3 | 10.98 | ≤23.98 | -2.76 | 8.22 | ≤30.00 | PASS |
| | | | Puncturing 40M | 2 | 10.93 | ≤23.98 | -2.76 | 8.17 | ≤30.00 | PASS |
| | | | Puncturing 20M | 2 | 11.18 | ≤23.98 | -2.76 | 8.42 | ≤30.00 | PASS |
| | total | 5250 | Large RU 996+484 | 3 | 15.14 | ≤23.98 | -2.76 | 12.38 | ≤30.00 | PASS |
| | | | Puncturing 40M | 2 | 15.02 | ≤23.98 | -2.76 | 12.26 | ≤30.00 | PASS |
| | | | Puncturing 20M | 2 | 15.11 | ≤23.98 | -2.76 | 12.35 | ≤30.00 | PASS |

| Test Mode | Antenna | Freq(MHz) | MRU Type | MRU Index | Result [dBm] | Limit [dBm] | Gain [dBi] | EIRP [dBj] | EIRP Limit [dBm] | Verdict |
|------------|---------|-----------|------------------|-----------|--------------|-------------|------------|------------|------------------|---------|
| 11BE20MIMO | Ant5 | 5745 | 52+26_OFDMA | 3 | 17.18 | ≤30.00 | -1.05 | 16.13 | --- | PASS |
| | | | 106+26_OFDMA | 2 | 19.15 | ≤30.00 | -1.05 | 18.1 | --- | PASS |
| | Ant6 | 5745 | 52+26_OFDMA | 3 | 13.67 | ≤30.00 | -2.05 | 11.62 | --- | PASS |
| | | | 106+26_OFDMA | 2 | 15.67 | ≤30.00 | -2.05 | 13.62 | --- | PASS |
| | total | 5745 | 52+26_OFDMA | 3 | 18.78 | ≤30.00 | -1.05 | 17.73 | --- | PASS |
| | | | 106+26_OFDMA | 2 | 20.76 | ≤30.00 | -1.05 | 19.71 | --- | PASS |
| | Ant5 | 5825 | 52+26_OFDMA | 4 | 17.27 | ≤30.00 | -1.05 | 16.22 | --- | PASS |
| | | | 106+26_OFDMA | 4 | 19.27 | ≤30.00 | -1.05 | 18.22 | --- | PASS |
| | Ant6 | 5825 | 52+26_OFDMA | 4 | 14.27 | ≤30.00 | -2.05 | 12.22 | --- | PASS |
| | | | 106+26_OFDMA | 4 | 16.28 | ≤30.00 | -2.05 | 14.23 | --- | PASS |
| | total | 5825 | 52+26_OFDMA | 4 | 19.03 | ≤30.00 | -1.05 | 17.98 | --- | PASS |
| | | | 106+26_OFDMA | 4 | 21.04 | ≤30.00 | -1.05 | 19.99 | --- | PASS |
| 11BE80MIMO | Ant5 | 5775 | Large RU 484+242 | 2 | 17.42 | ≤30.00 | -1.05 | 16.37 | --- | PASS |
| | | | Puncturing 20M | 2 | 16.23 | ≤30.00 | -1.05 | 15.18 | --- | PASS |
| | Ant6 | 5775 | Large RU 484+242 | 2 | 14.71 | ≤30.00 | -2.05 | 12.66 | --- | PASS |
| | | | Puncturing 20M | 2 | 13.41 | ≤30.00 | -2.05 | 11.36 | --- | PASS |
| | total | 5775 | Large RU 484+242 | 2 | 19.28 | ≤30.00 | -1.05 | 18.23 | --- | PASS |
| | | | Puncturing 20M | 2 | 18.06 | ≤30.00 | -1.05 | 17.01 | --- | PASS |

Note: The Duty Cycle Factor is compensated in the final results.



Maximum power spectral density

Test Result

| Test Mode | Antenna | Freq(MHz) | MRU Type | MRU Index | Result [dBm/MHz] | Limit [dBm/MHz] | Verdict |
|------------|---------|--------------|------------------|-----------|------------------|-----------------|---------|
| 11BE20MIMO | Ant5 | 5180 | 52+26_OFDMA | 38+1 | 7.531 | ≤11.00 | PASS |
| | | | 106+26_OFDMA | 53+4 | 8.116 | ≤11.00 | PASS |
| | Ant6 | 5180 | 52+26_OFDMA | 38+1 | 6.551 | ≤11.00 | PASS |
| | | | 106+26_OFDMA | 53+4 | 6.716 | ≤11.00 | PASS |
| | total | 5180 | 52+26_OFDMA | 38+1 | 9.985 | ≤11.00 | PASS |
| | | | 106+26_OFDMA | 53+4 | 10.269 | ≤11.00 | PASS |
| | Ant5 | 5320 | 52+26_OFDMA | 39+7 | 9.022 | ≤11.00 | PASS |
| | | | 106+26_OFDMA | 54+4 | 8.514 | ≤11.00 | PASS |
| | Ant6 | 5320 | 52+26_OFDMA | 39+7 | 6.335 | ≤11.00 | PASS |
| | | | 106+26_OFDMA | 54+4 | 5.878 | ≤11.00 | PASS |
| | total | 5320 | 52+26_OFDMA | 39+7 | 10.766 | ≤11.00 | PASS |
| | | | 106+26_OFDMA | 54+4 | 10.340 | ≤11.00 | PASS |
| | Ant5 | 5500 | 52+26_OFDMA | 38+1 | 7.643 | ≤11.00 | PASS |
| | | | 106+26_OFDMA | 53+4 | 7.631 | ≤11.00 | PASS |
| | Ant6 | 5500 | 52+26_OFDMA | 38+1 | 6.367 | ≤11.00 | PASS |
| | | | 106+26_OFDMA | 53+4 | 6.412 | ≤11.00 | PASS |
| | total | 5500 | 52+26_OFDMA | 38+1 | 10.059 | ≤11.00 | PASS |
| | | | 106+26_OFDMA | 53+4 | 10.053 | ≤11.00 | PASS |
| | Ant5 | 5700 | 52+26_OFDMA | 39+7 | 8.153 | ≤11.00 | PASS |
| | | | 106+26_OFDMA | 54+4 | 8.124 | ≤11.00 | PASS |
| Ant6 | 5700 | 52+26_OFDMA | 39+7 | 5.926 | ≤11.00 | PASS | |
| | | 106+26_OFDMA | 54+4 | 5.821 | ≤11.00 | PASS | |
| total | 5700 | 52+26_OFDMA | 39+7 | 10.124 | ≤11.00 | PASS | |
| | | 106+26_OFDMA | 54+4 | 10.117 | ≤11.00 | PASS | |
| 11BE80MIMO | Ant5 | 5210 | Large RU 484+242 | 4 | 1.753 | ≤11.00 | PASS |
| | | | Puncturing 20M | 4 | 1.231 | ≤11.00 | PASS |
| | Ant6 | 5210 | Large RU 484+242 | 4 | 0.446 | ≤11.00 | PASS |
| | | | Puncturing 20M | 4 | -0.970 | ≤11.00 | PASS |
| | total | 5210 | Large RU 484+242 | 4 | 4.139 | ≤11.00 | PASS |
| | | | Puncturing 20M | 4 | 3.229 | ≤11.00 | PASS |
| | Ant5 | 5290 | Large RU 484+242 | 2 | 2.308 | ≤11.00 | PASS |
| | | | Puncturing 20M | 1 | 2.069 | ≤11.00 | PASS |
| | Ant6 | 5290 | Large RU 484+242 | 2 | 0.970 | ≤11.00 | PASS |
| | | | Puncturing 20M | 1 | 0.683 | ≤11.00 | PASS |
| | total | 5290 | Large RU 484+242 | 2 | 4.696 | ≤11.00 | PASS |
| | | | Puncturing 20M | 1 | 4.411 | ≤11.00 | PASS |
| | Ant5 | 5530 | Large RU 484+242 | 4 | 2.049 | ≤11.00 | PASS |
| | | | Puncturing 20M | 4 | 1.268 | ≤11.00 | PASS |
| | Ant6 | 5530 | Large RU 484+242 | 4 | 0.189 | ≤11.00 | PASS |
| | | | Puncturing 20M | 4 | -0.821 | ≤11.00 | PASS |
| | total | 5530 | Large RU 484+242 | 4 | 4.130 | ≤11.00 | PASS |
| | | | Puncturing 20M | 4 | 3.325 | ≤11.00 | PASS |



| Test Mode | Antenna | Freq(MHz) | MRU Type | MRU Index | Result [dBm/MHz] | Limit [dBm/MHz] | Verdict |
|-------------|---------|-----------|------------------|-----------|------------------|-----------------|---------|
| 11BE160MIMO | Ant5 | 5250 | Large RU 996+484 | 3 | -0.116 | ≤11.00 | PASS |
| | | | Puncturing 40M | 2 | 0.343 | ≤11.00 | PASS |
| | | | Puncturing 20M | 2 | 0.159 | ≤11.00 | PASS |
| | Ant6 | 5250 | Large RU 996+484 | 3 | -1.610 | ≤11.00 | PASS |
| | | | Puncturing 40M | 2 | -2.108 | ≤11.00 | PASS |
| | | | Puncturing 20M | 2 | -2.136 | ≤11.00 | PASS |
| | total | 5250 | Large RU 996+484 | 3 | 2.169 | ≤11.00 | PASS |
| | | | Puncturing 40M | 2 | 2.281 | ≤11.00 | PASS |
| | | | Puncturing 20M | 2 | 2.172 | ≤11.00 | PASS |

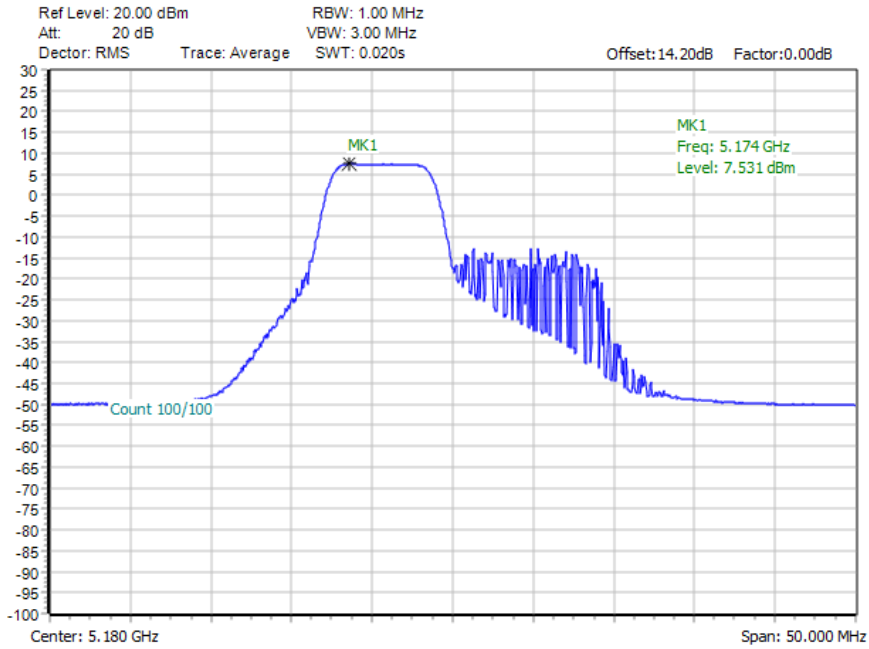
| Test Mode | Antenna | Freq(MHz) | MRU Type | MRU Index | Result [dBm/MHz] | Limit [dBm/MHz] | Verdict |
|----------------|---------|-----------|------------------|-----------|------------------|-----------------|---------|
| 11BE20MIMO | Ant5 | 5745 | 52+26_OFDMA | 3 | 4.21 | ≤30.00 | PASS |
| | | | 106+26_OFDMA | 2 | 3.94 | ≤30.00 | PASS |
| | Ant6 | 5745 | 52+26_OFDMA | 3 | 1.00 | ≤30.00 | PASS |
| | | | 106+26_OFDMA | 2 | 0.99 | ≤30.00 | PASS |
| | total | 5745 | 52+26_OFDMA | 3 | 9.44 | ≤30.00 | PASS |
| | | | 106+26_OFDMA | 2 | 9.17 | ≤30.00 | PASS |
| | Ant5 | 5825 | 52+26_OFDMA | 4 | 4.34 | ≤30.00 | PASS |
| | | | 106+26_OFDMA | 4 | 4.09 | ≤30.00 | PASS |
| | Ant6 | 5825 | 52+26_OFDMA | 4 | 1.11 | ≤30.00 | PASS |
| | | | 106+26_OFDMA | 4 | 0.94 | ≤30.00 | PASS |
| | total | 5825 | 52+26_OFDMA | 4 | 9.57 | ≤30.00 | PASS |
| | | | 106+26_OFDMA | 4 | 9.32 | ≤30.00 | PASS |
| 11BE80MIMO | Ant5 | 5775 | Large RU 484+242 | 2 | -2.03 | ≤30.00 | PASS |
| | | | Puncturing 20M | 2 | -3.03 | ≤30.00 | PASS |
| | Ant6 | 5775 | Large RU 484+242 | 2 | -5.37 | ≤30.00 | PASS |
| | | | Puncturing 20M | 2 | -6.10 | ≤30.00 | PASS |
| | total | 5775 | Large RU 484+242 | 2 | 3.20 | ≤30.00 | PASS |
| Puncturing 20M | | | 2 | 2.20 | ≤30.00 | PASS | |

Note: The Duty Cycle Factor and RBW Factor is compensated in the final results.

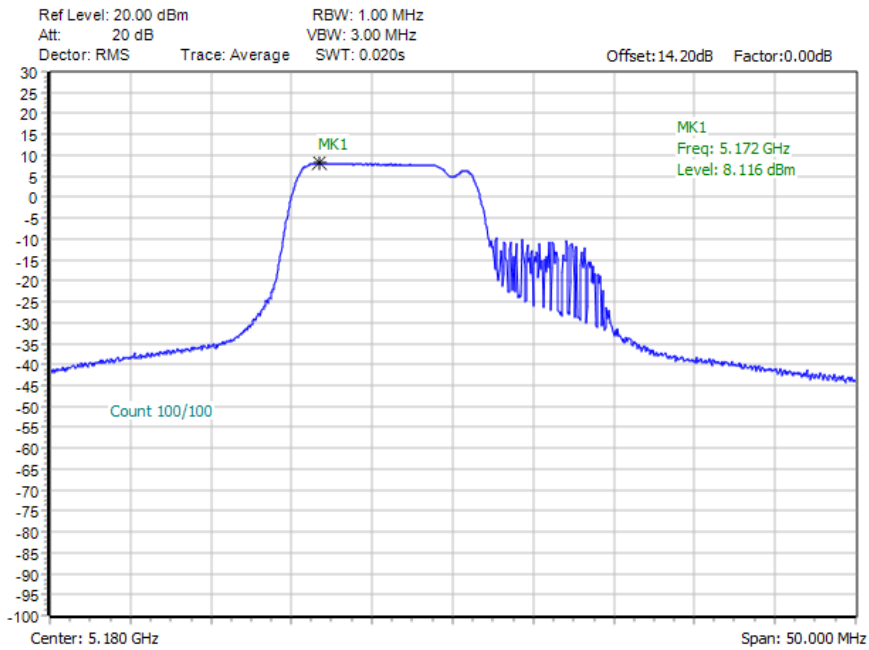


Test Graphs

11BE20MIMO_Ant5_5180_52+26_OFDMA_1

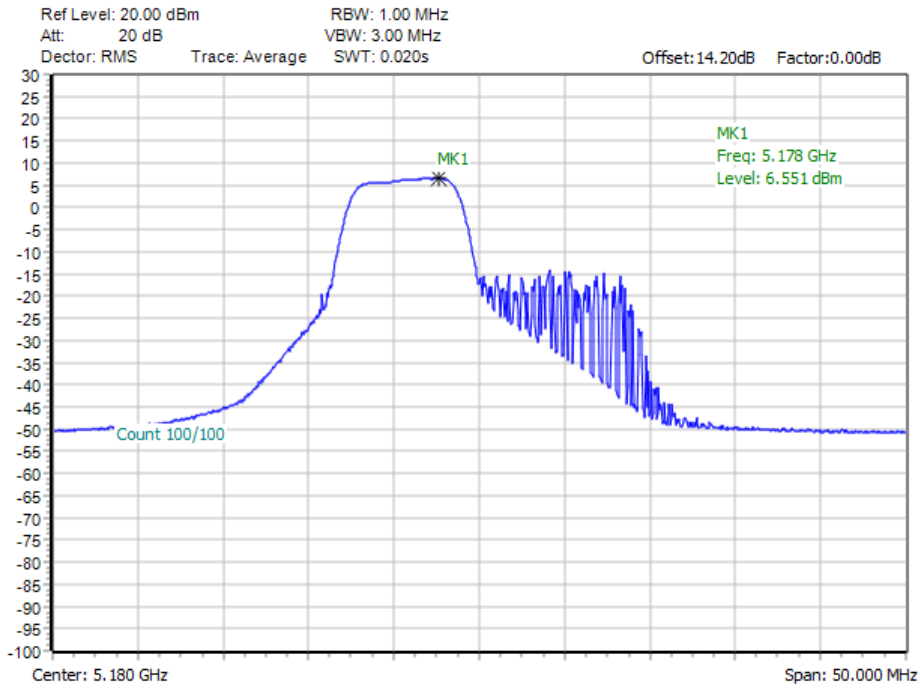


11BE20MIMO_Ant5_5180_106+26_OFDMA_1

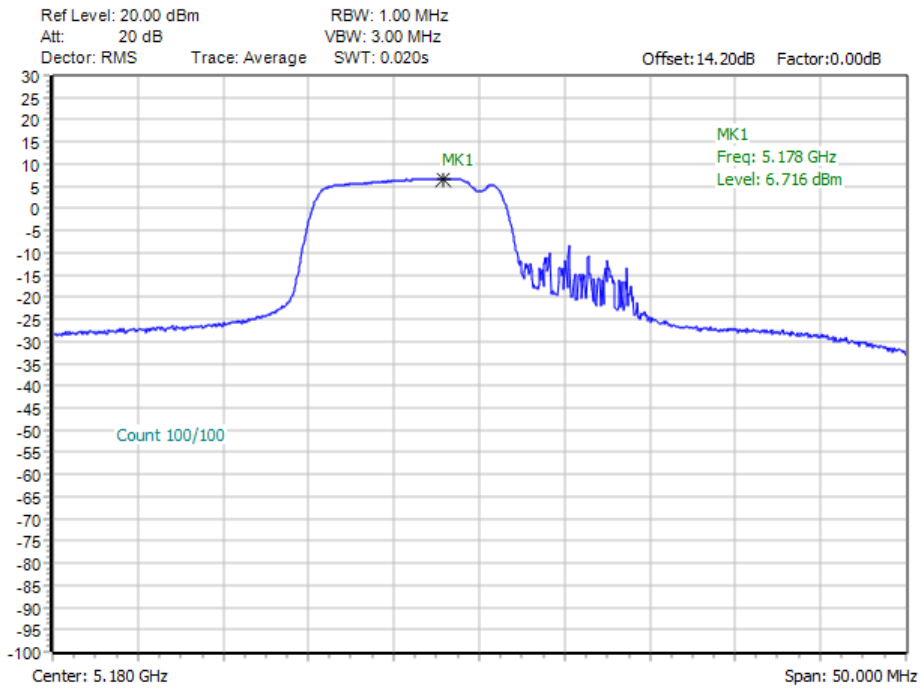




11BE20MIMO_Ant6_5180_52+26_OFDMA_1

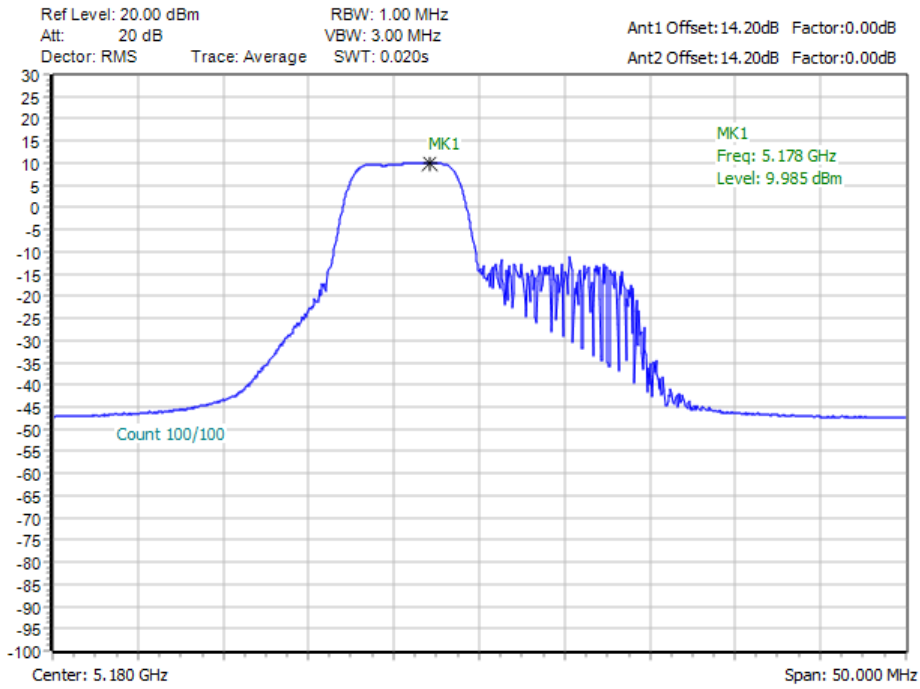


11BE20MIMO_Ant6_5180_106+26_OFDMA_1

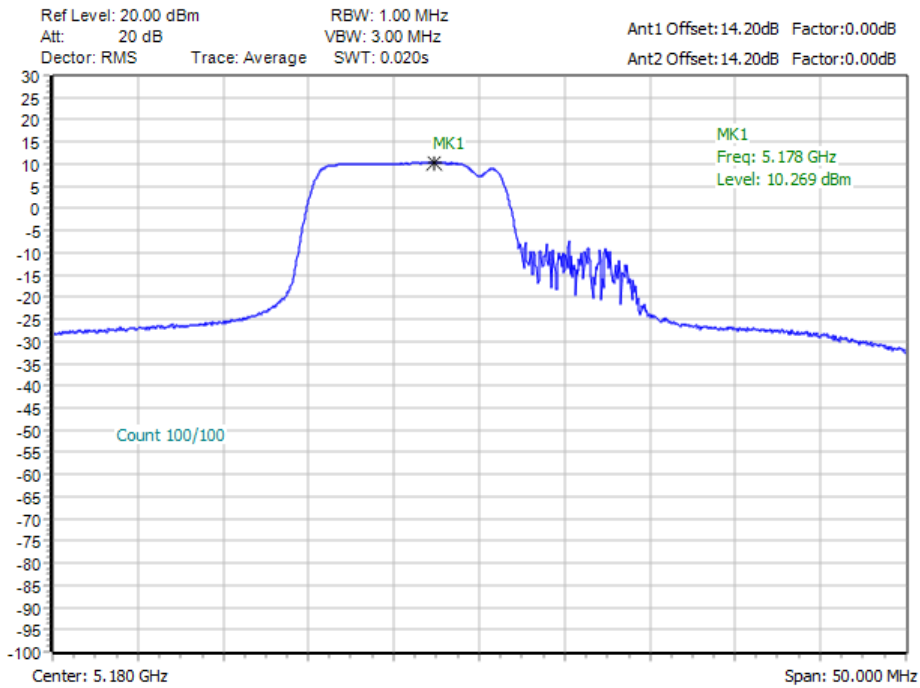




11BE20MIMO_total_5180_52+26_OFDMA_1

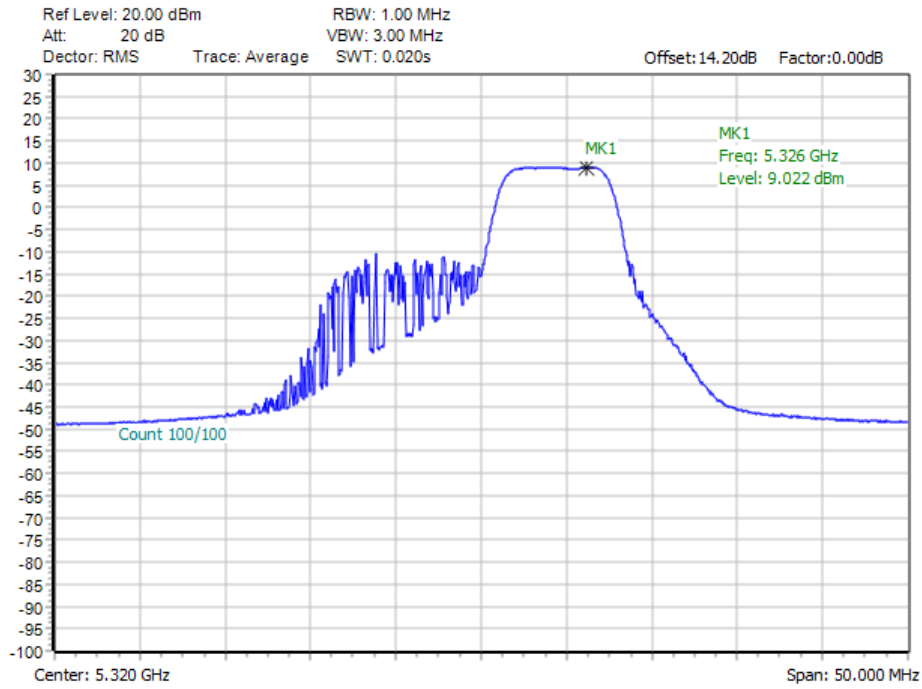


11BE20MIMO_total_5180_106+26_OFDMA_1

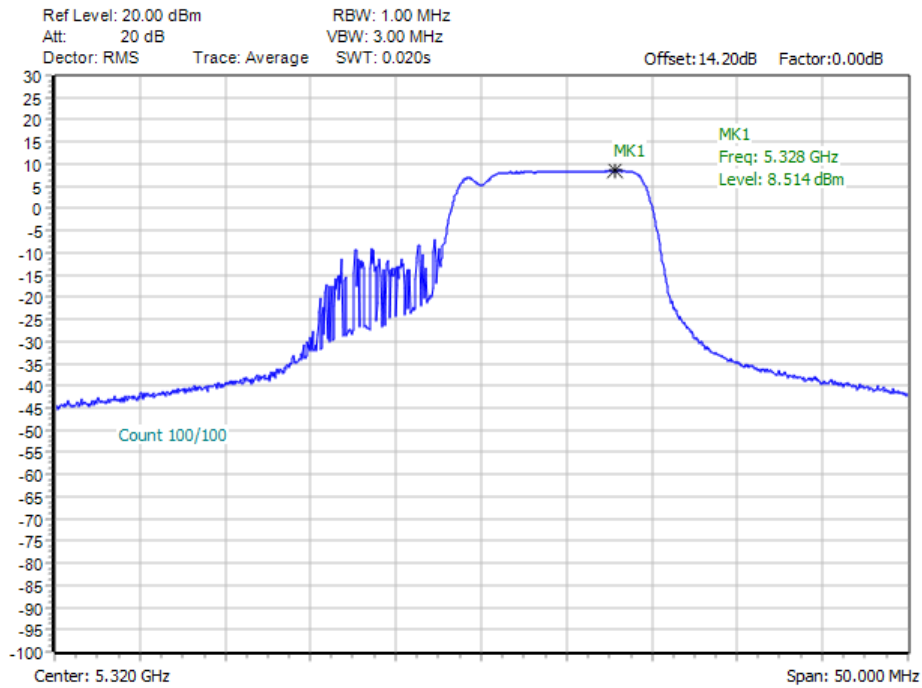




11BE20MIMO_Ant5_5320_52+26_OFDMA_3

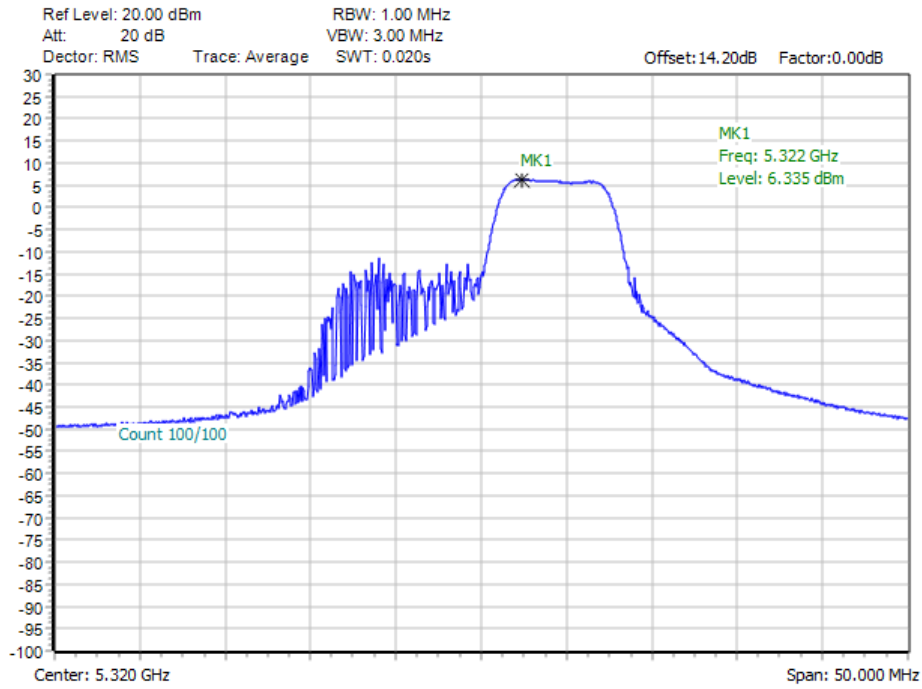


11BE20MIMO_Ant5_5320_106+26_OFDMA_2

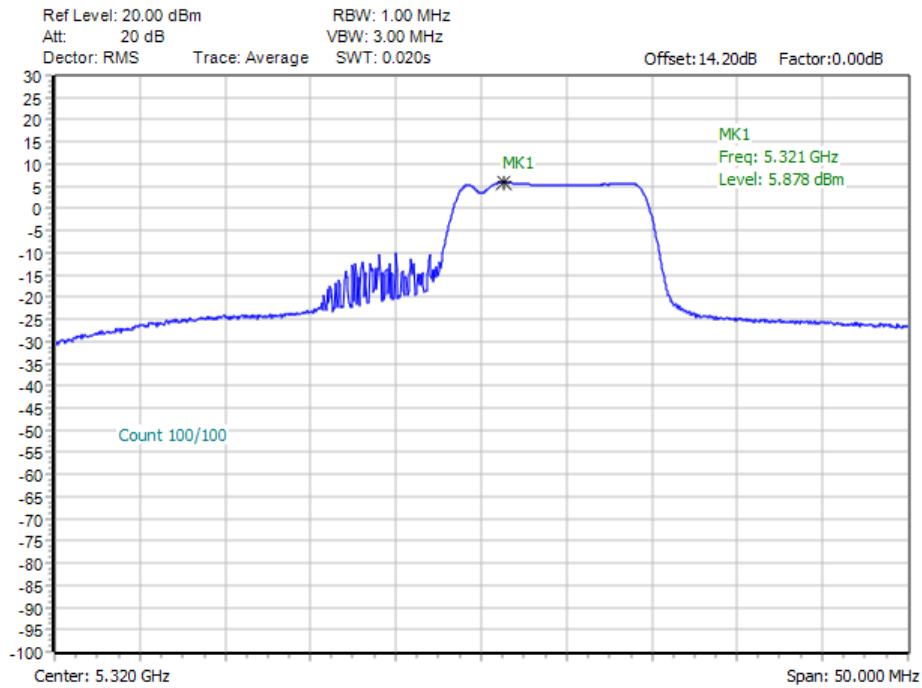




11BE20MIMO_Ant6_5320_52+26_OFDMA_3

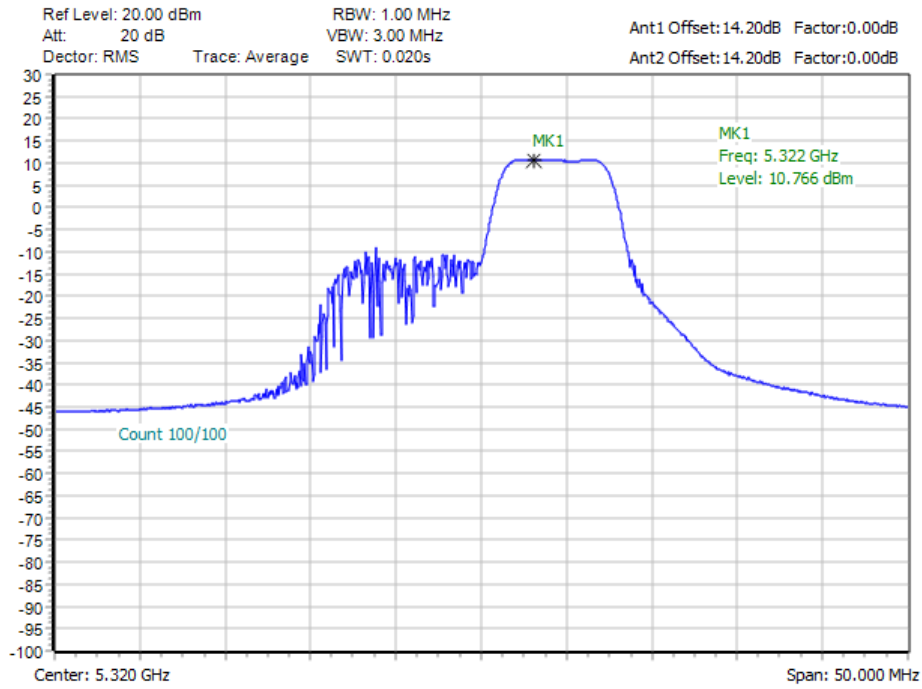


11BE20MIMO_Ant6_5320_106+26_OFDMA_2

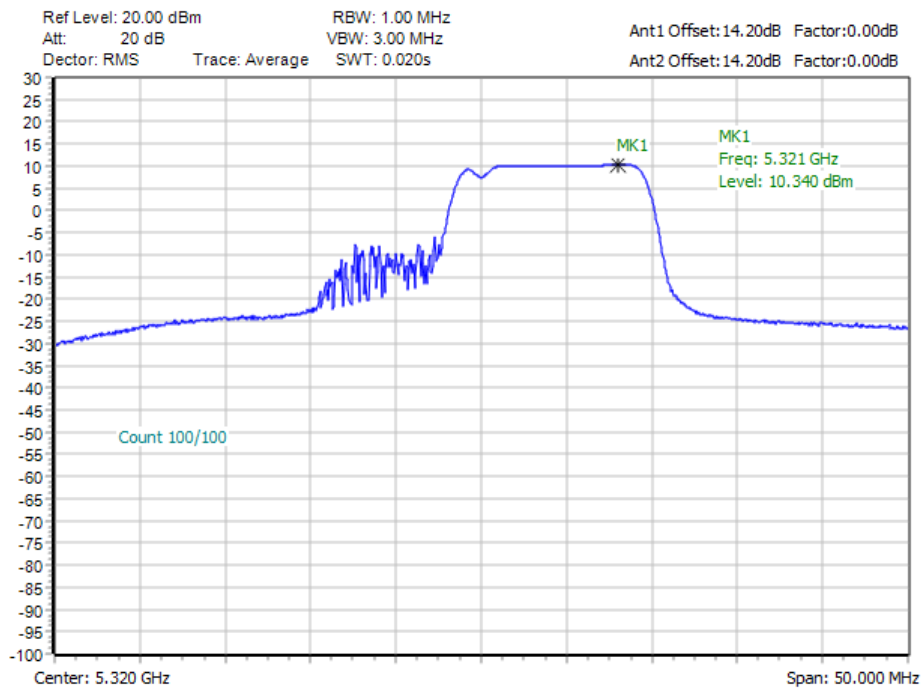




11BE20MIMO_total_5320_52+26_OFDMA_3

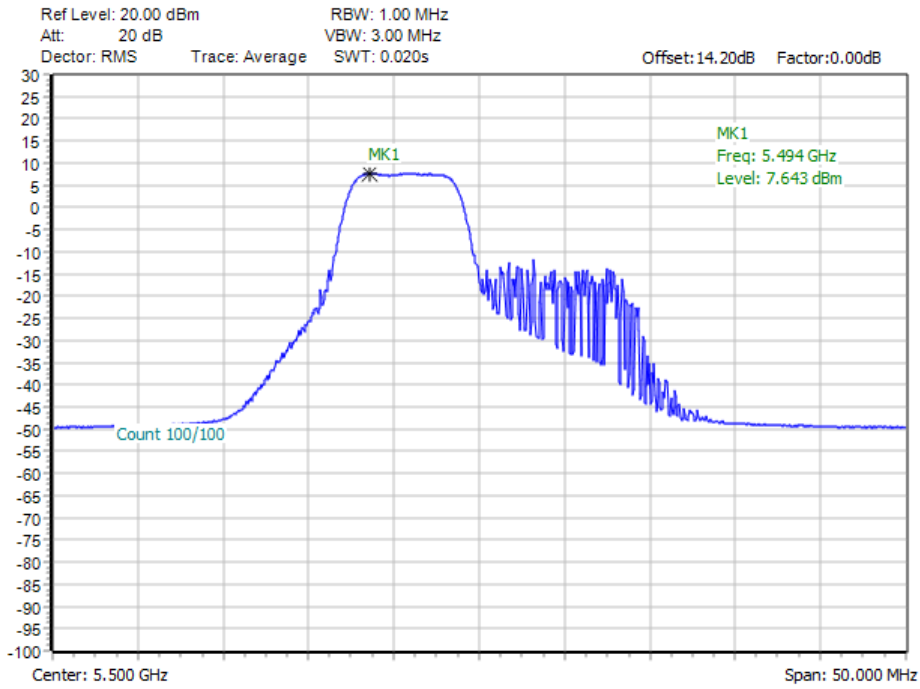


11BE20MIMO_total_5320_106+26_OFDMA_2

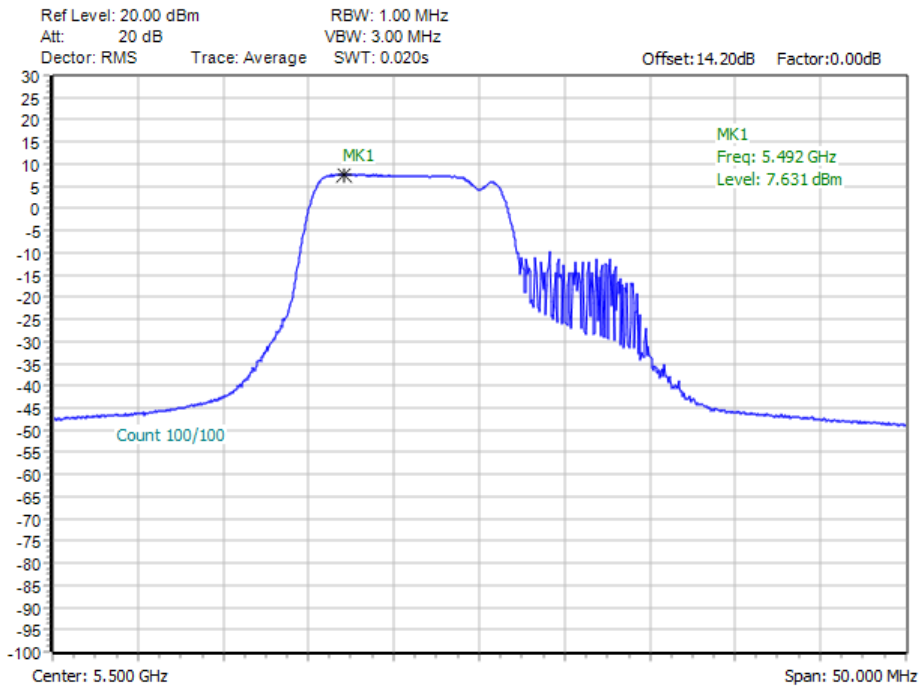




11BE20MIMO_Ant5_5500_52+26_OFDMA_1

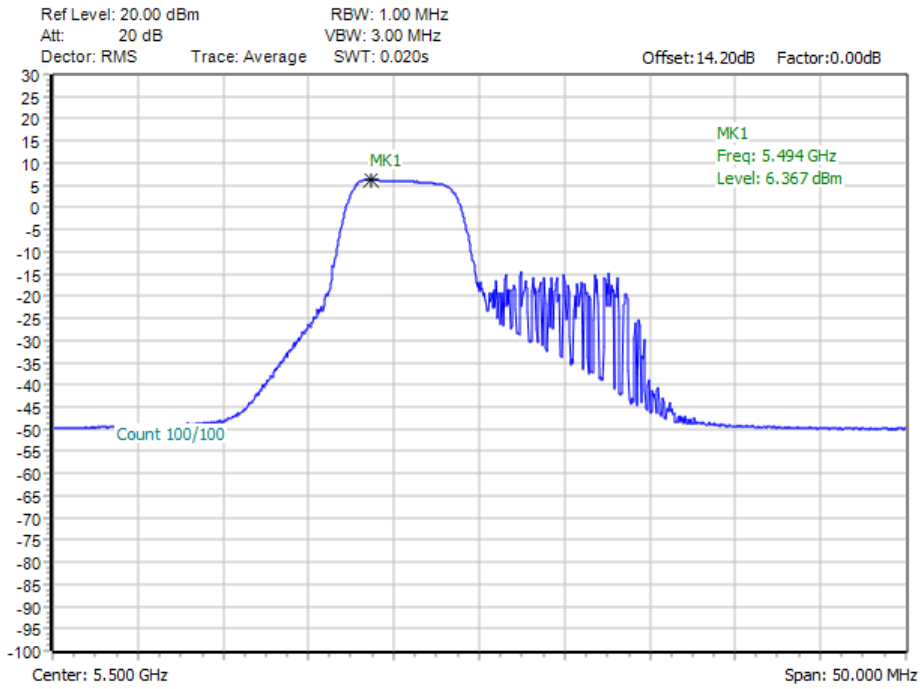


11BE20MIMO_Ant5_5500_106+26_OFDMA_1

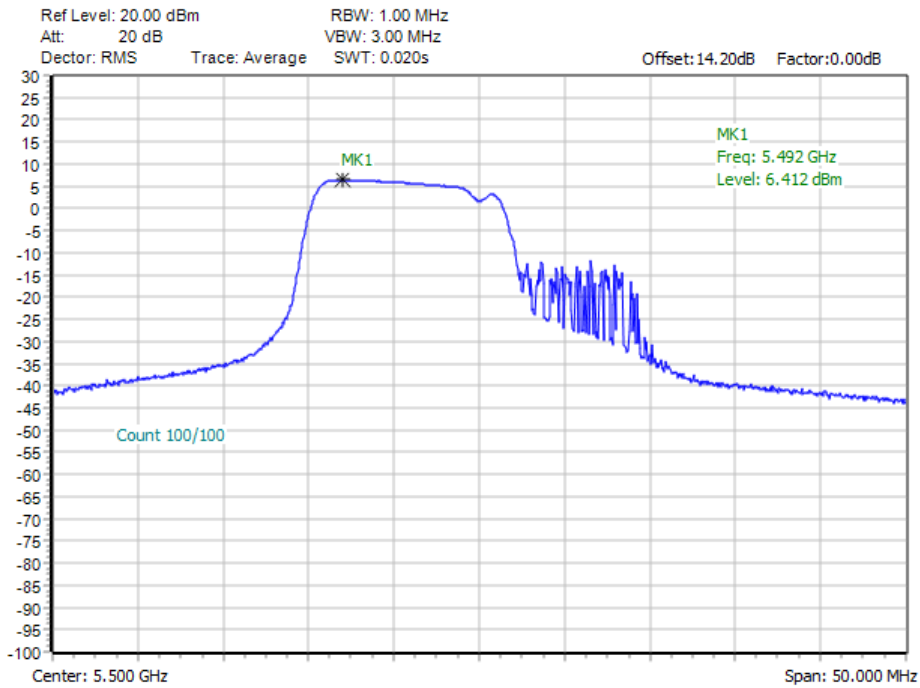




11BE20MIMO_Ant6_5500_52+26_OFDMA_1

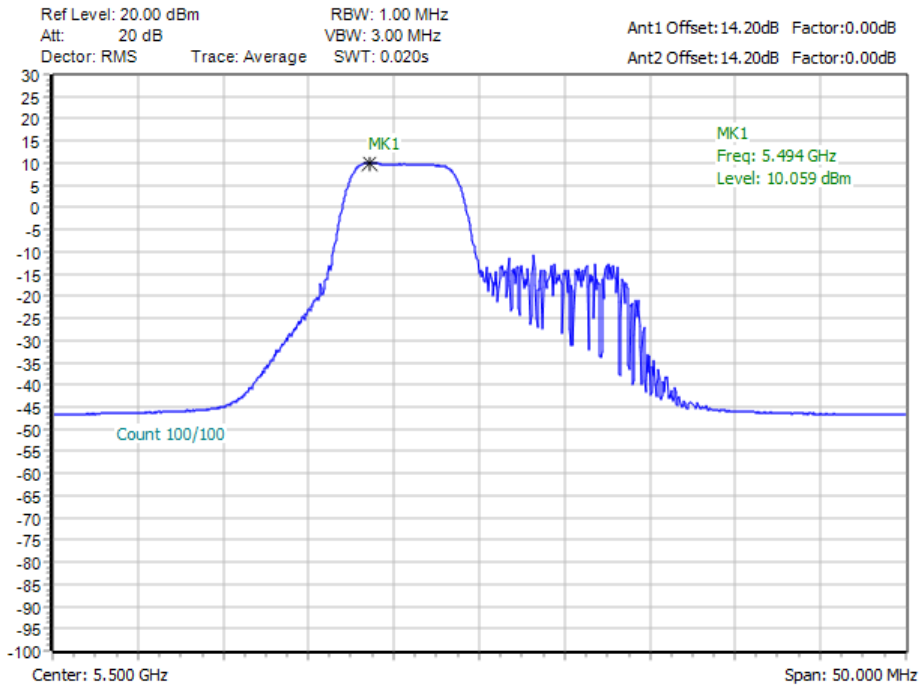


11BE20MIMO_Ant6_5500_106+26_OFDMA_1

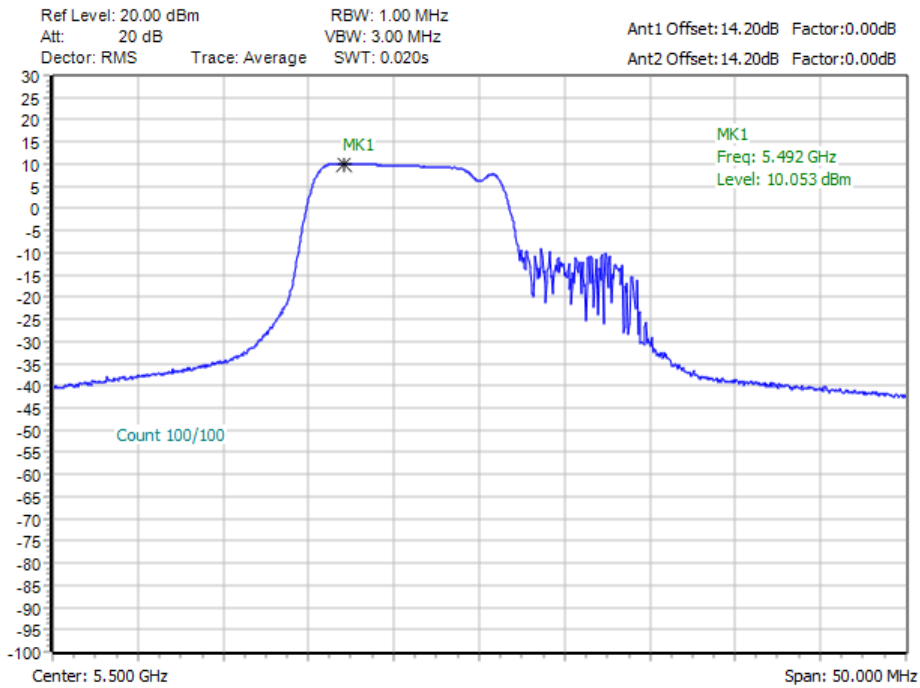




11BE20MIMO_total_5500_52+26_OFDMA_1

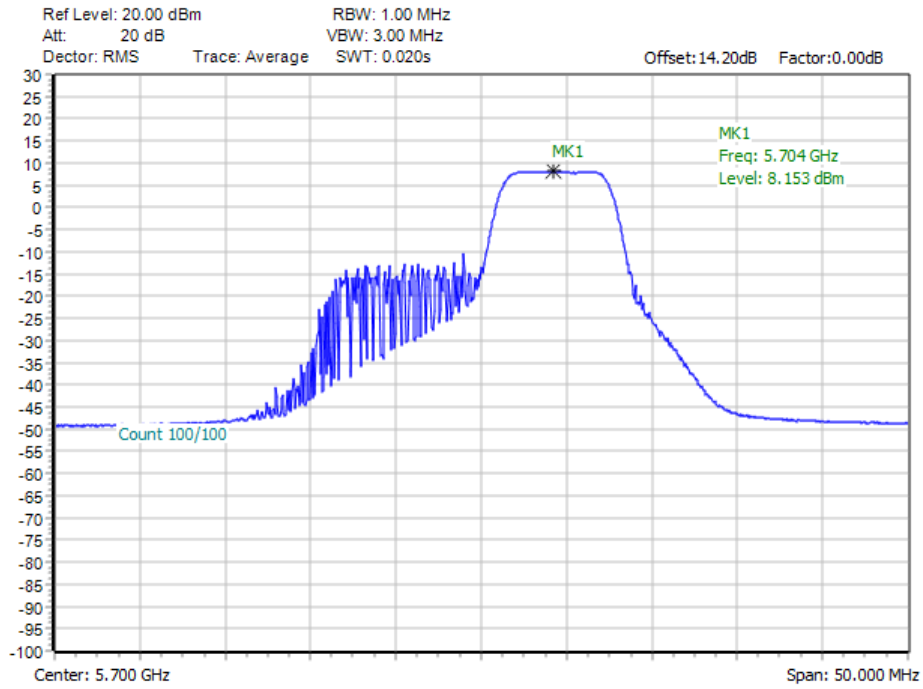


11BE20MIMO_total_5500_106+26_OFDMA_1

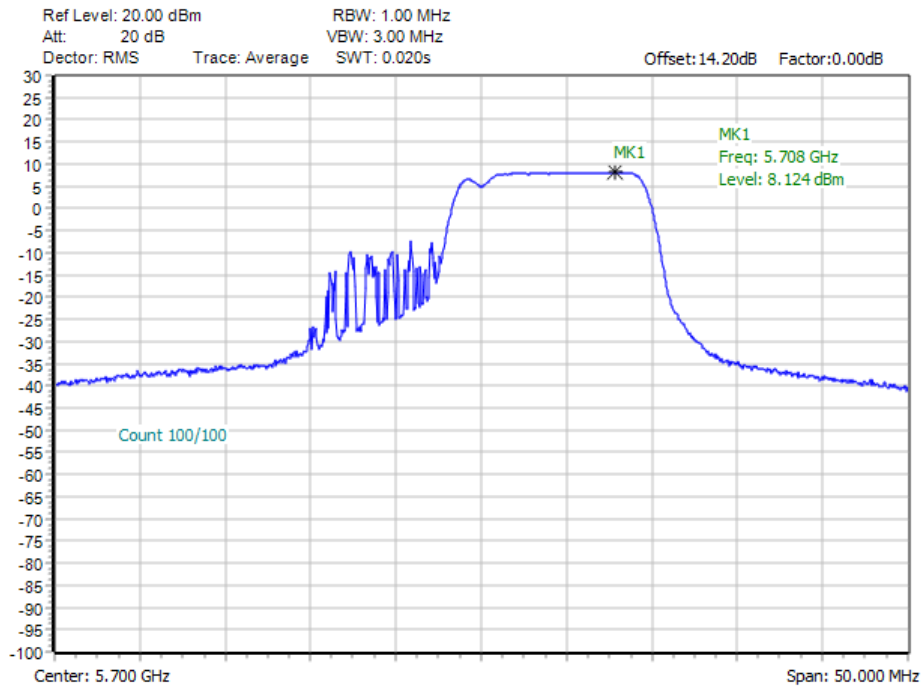




11BE20MIMO_Ant5_5700_52+26_OFDMA_3

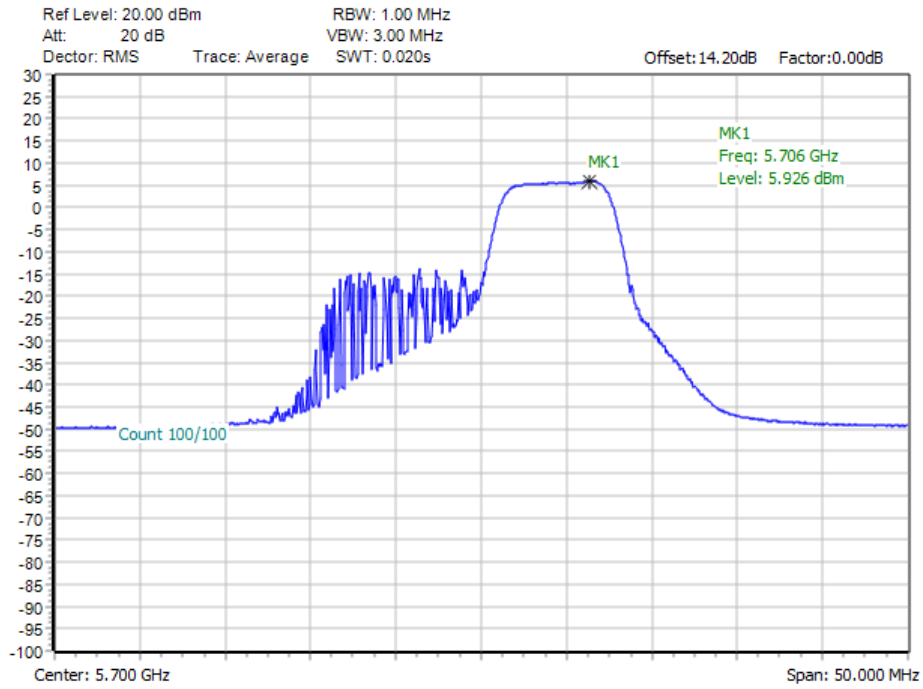


11BE20MIMO_Ant5_5700_106+26_OFDMA_2

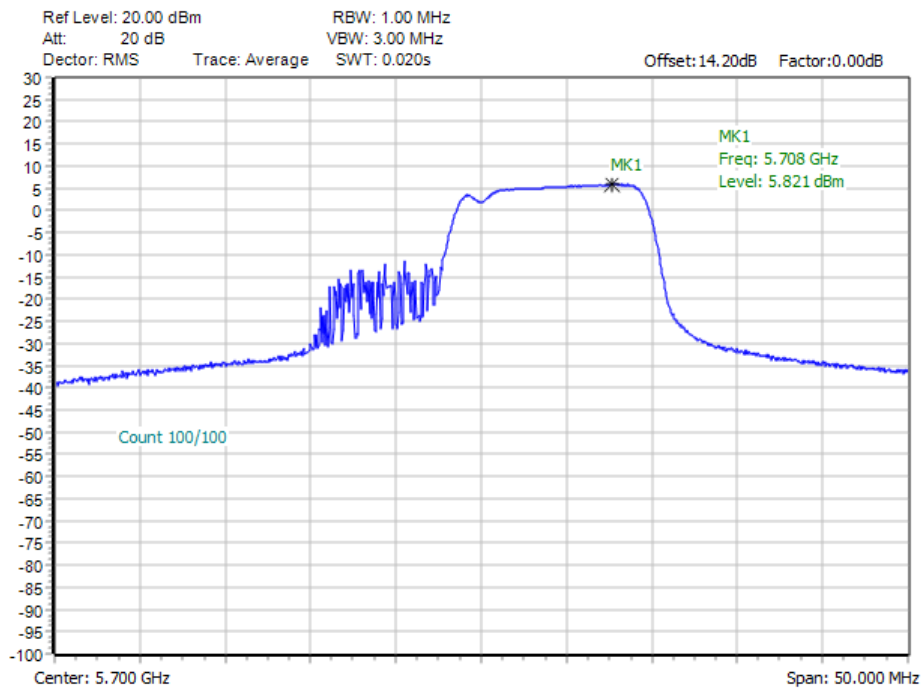




11BE20MIMO_Ant6_5700_52+26_OFDMA_3

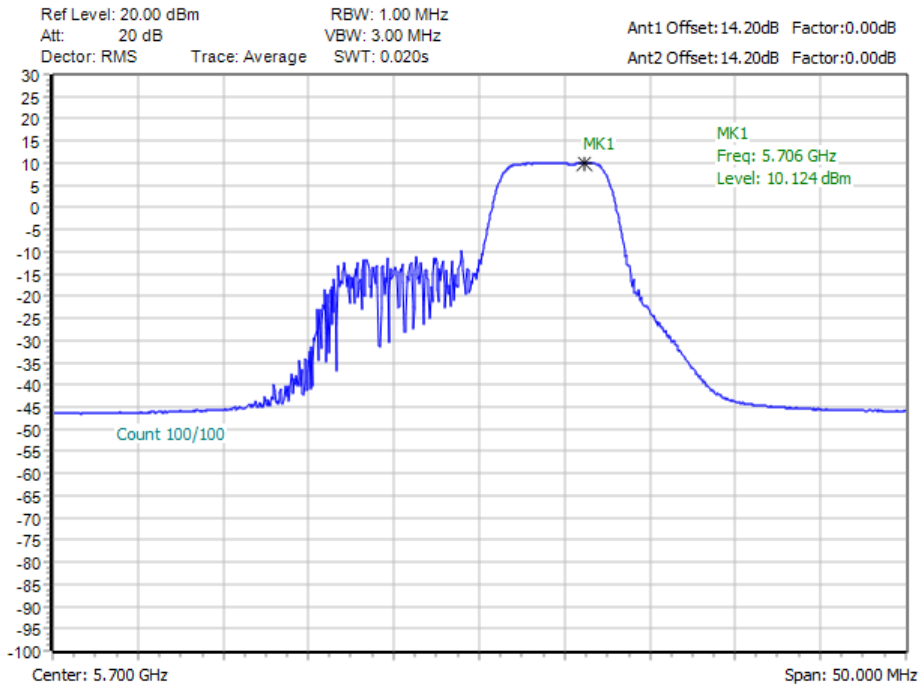


11BE20MIMO_Ant6_5700_106+26_OFDMA_2

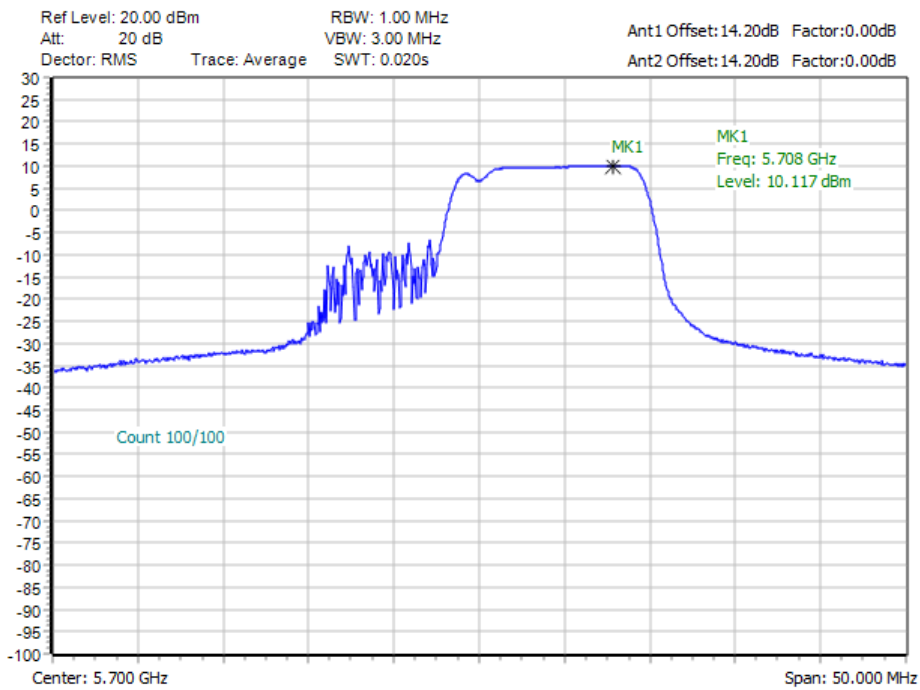




11BE20MIMO_total_5700_52+26_OFDMA_3

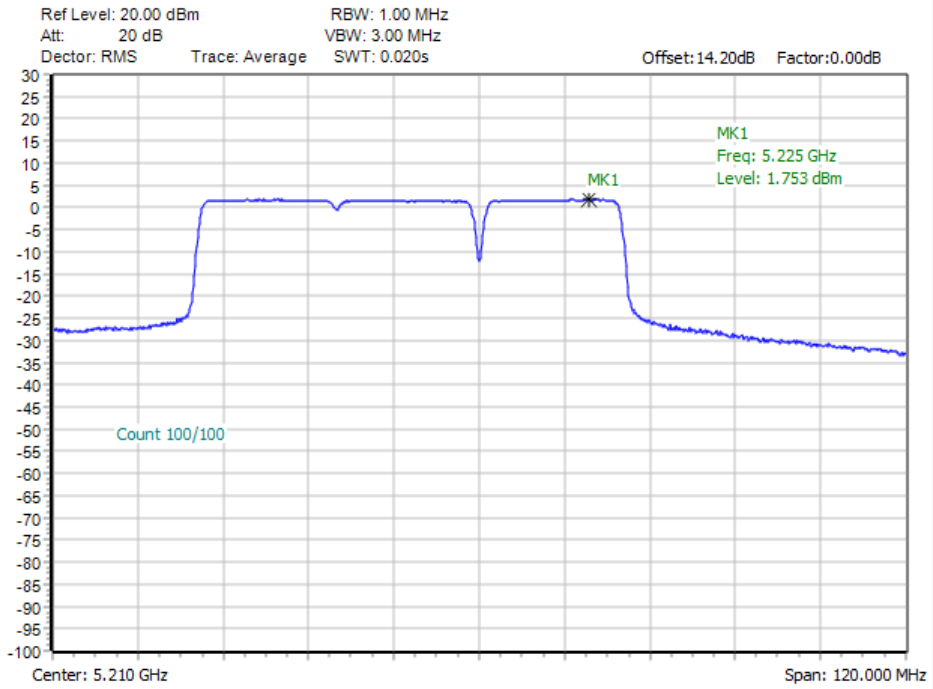


11BE20MIMO_total_5700_106+26_OFDMA_2

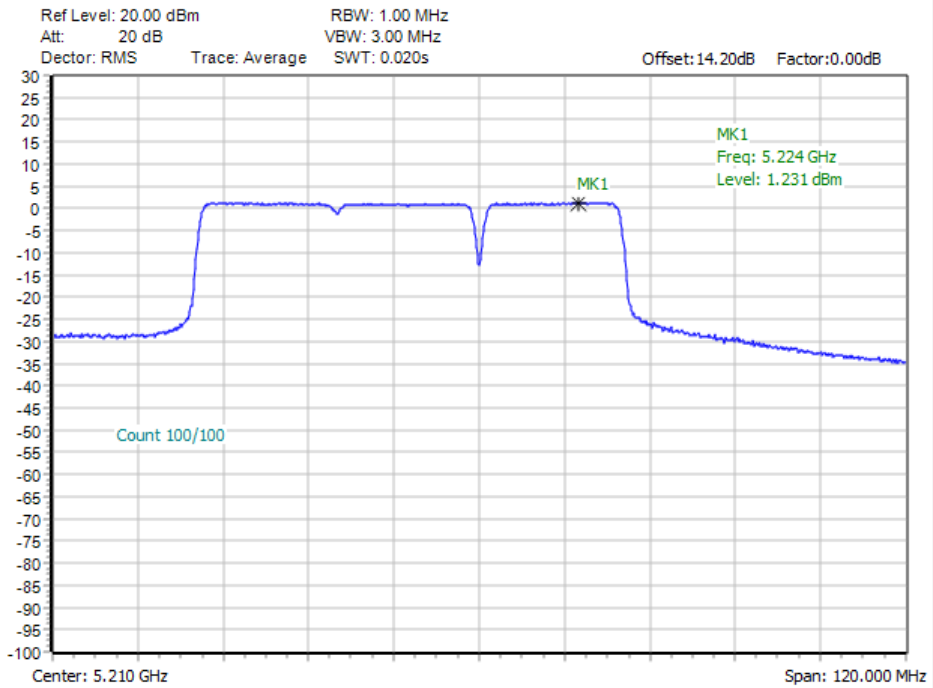




11BE80MIMO_Ant5_5210_Large RU 484+242_4

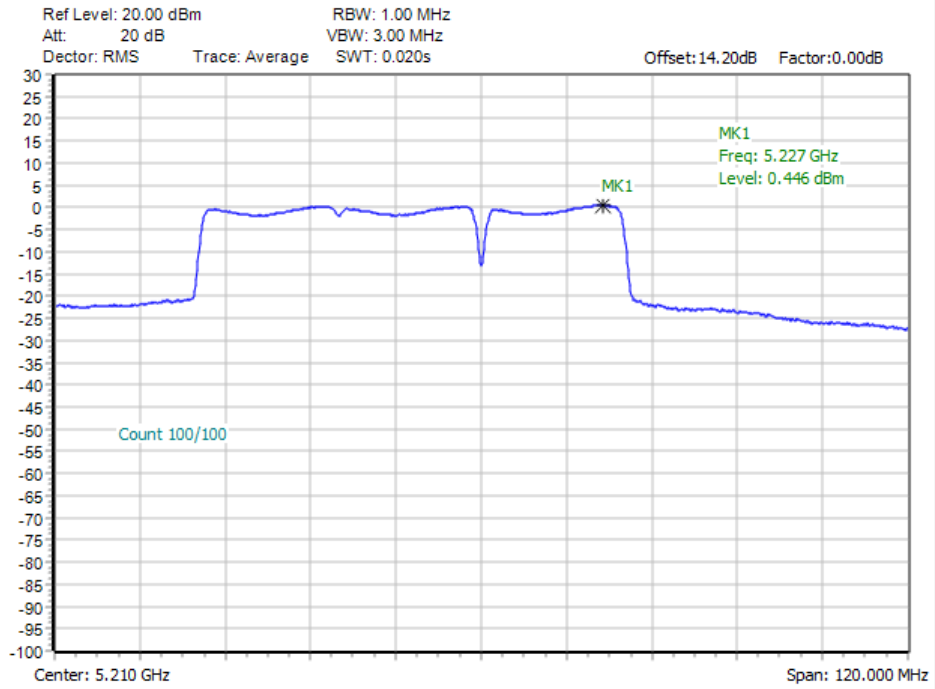


11BE80MIMO_Ant5_5210_Puncturing 20M_4

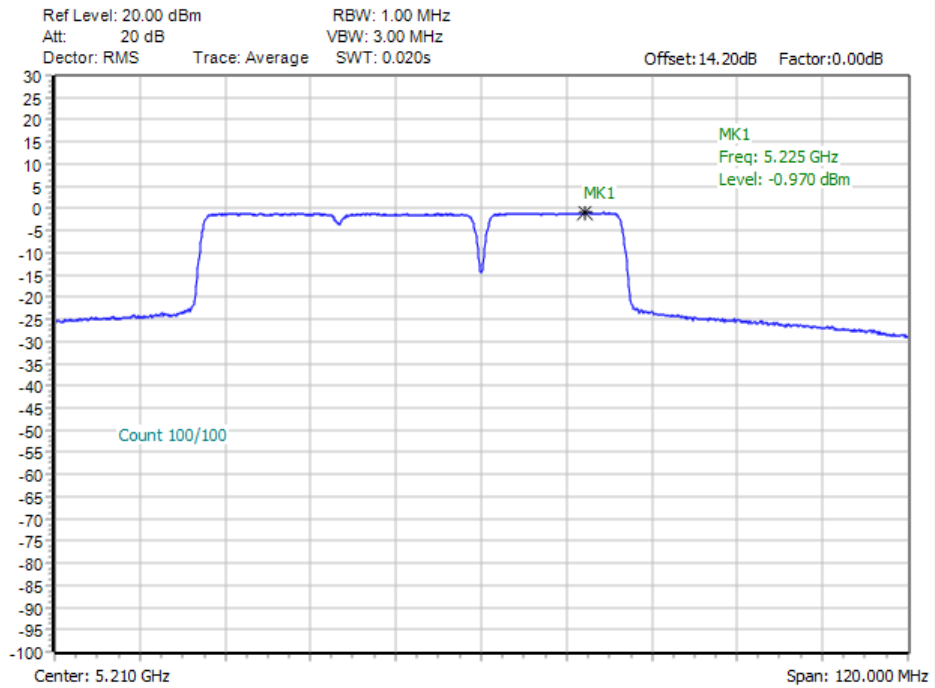




11BE80MIMO_Ant6_5210_Large RU 484+242_4

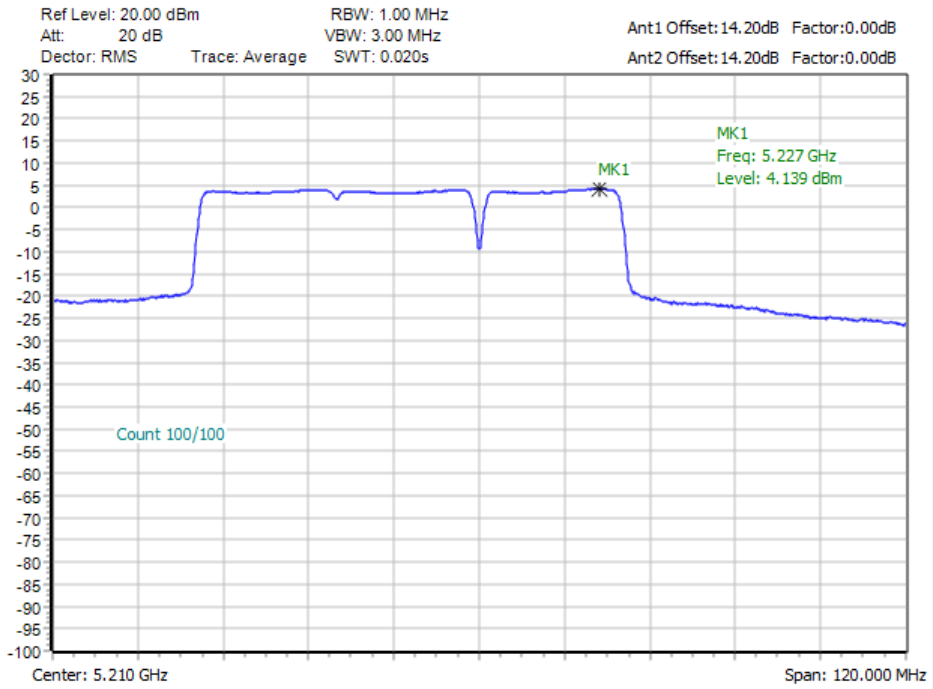


11BE80MIMO_Ant6_5210_Puncturing 20M_4

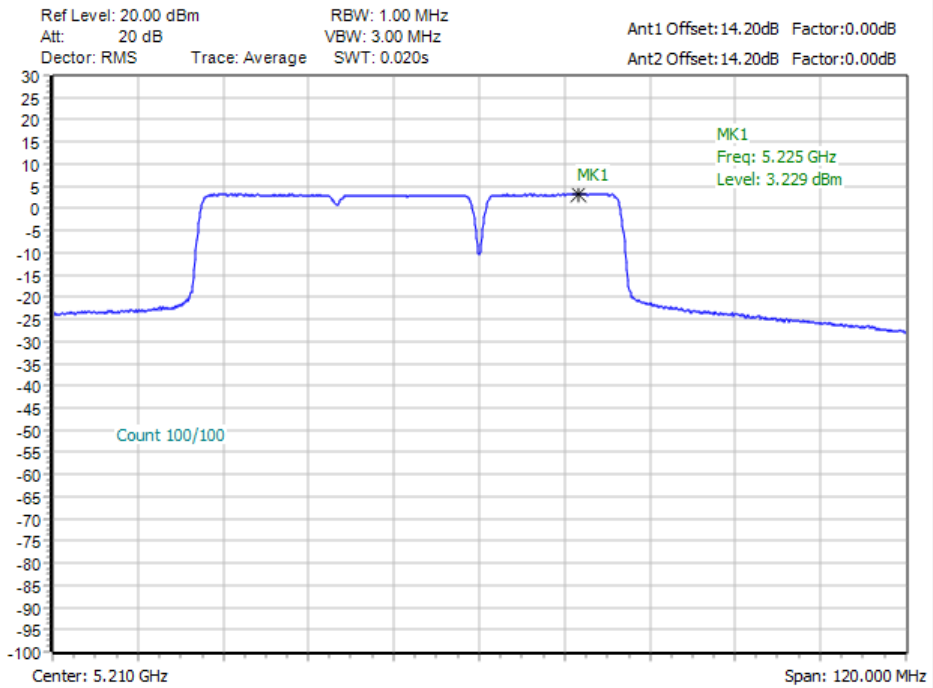




11BE80MIMO_total_5210_Large RU 484+242_4

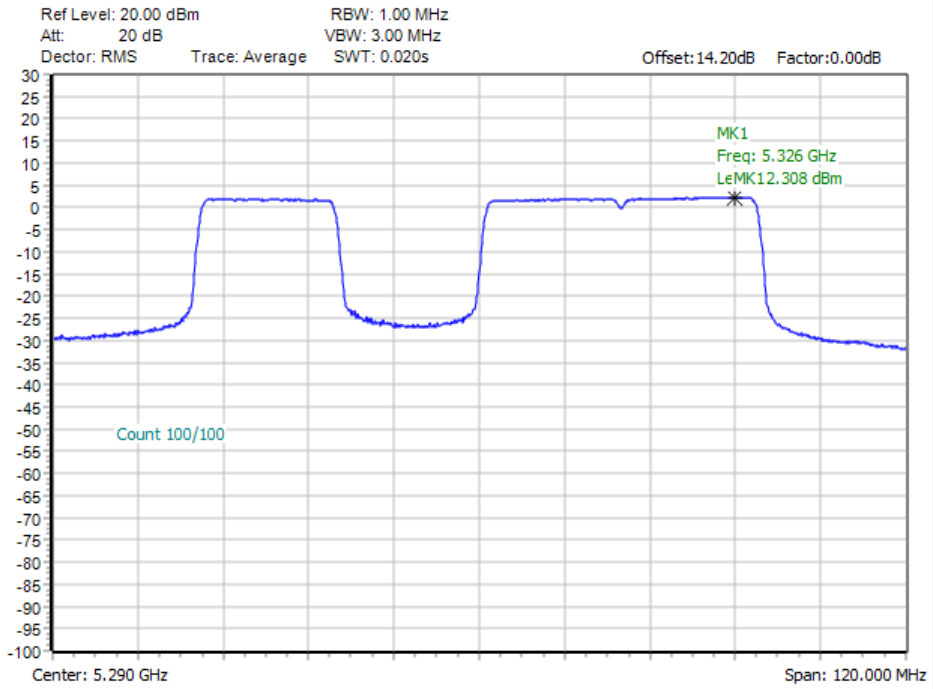


11BE80MIMO_total_5210_Puncturing 20M_4

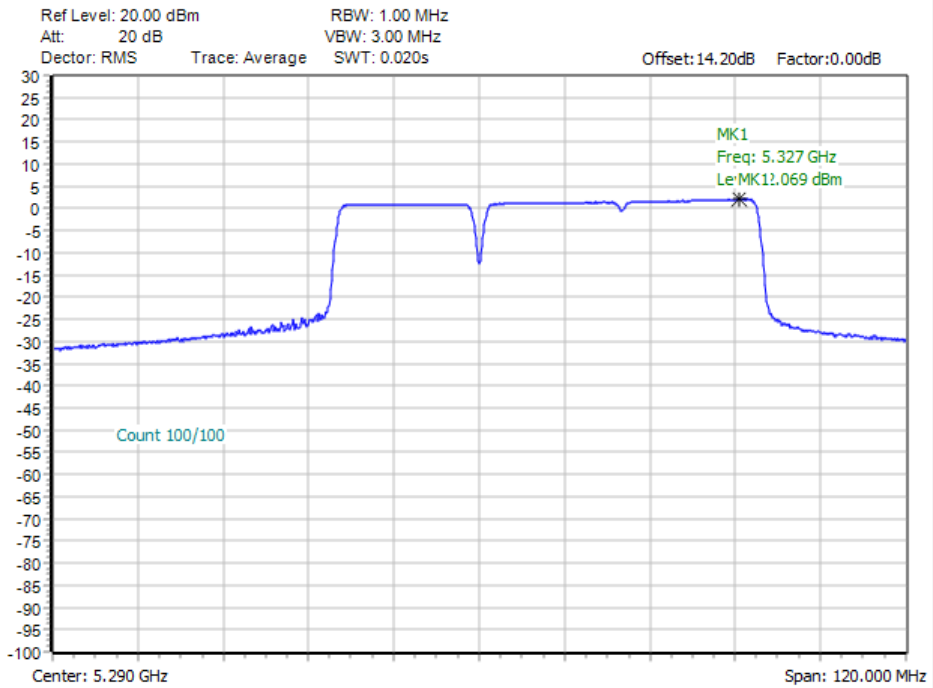




11BE80MIMO_Ant5_5290_Large RU 484+242_2

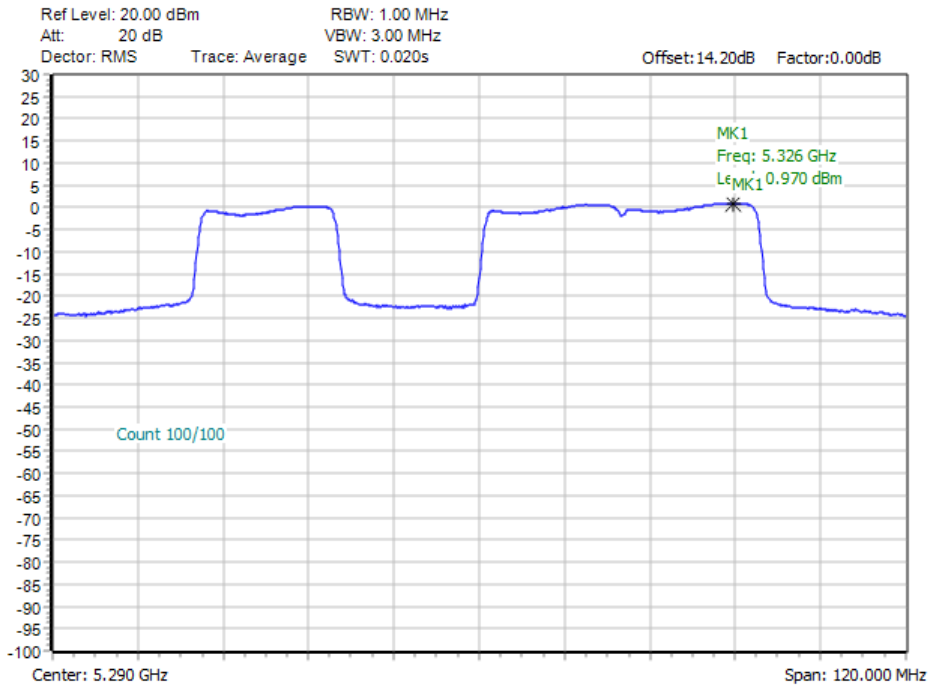


11BE80MIMO_Ant5_5290_Puncturing 20M_1

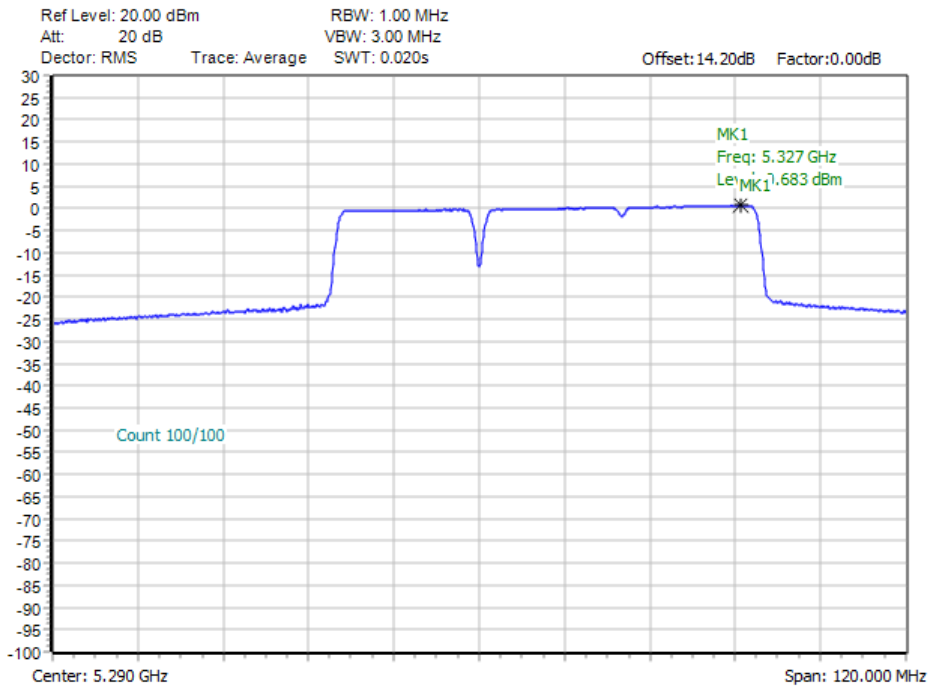




11BE80MIMO_Ant6_5290_Large RU 484+242_2

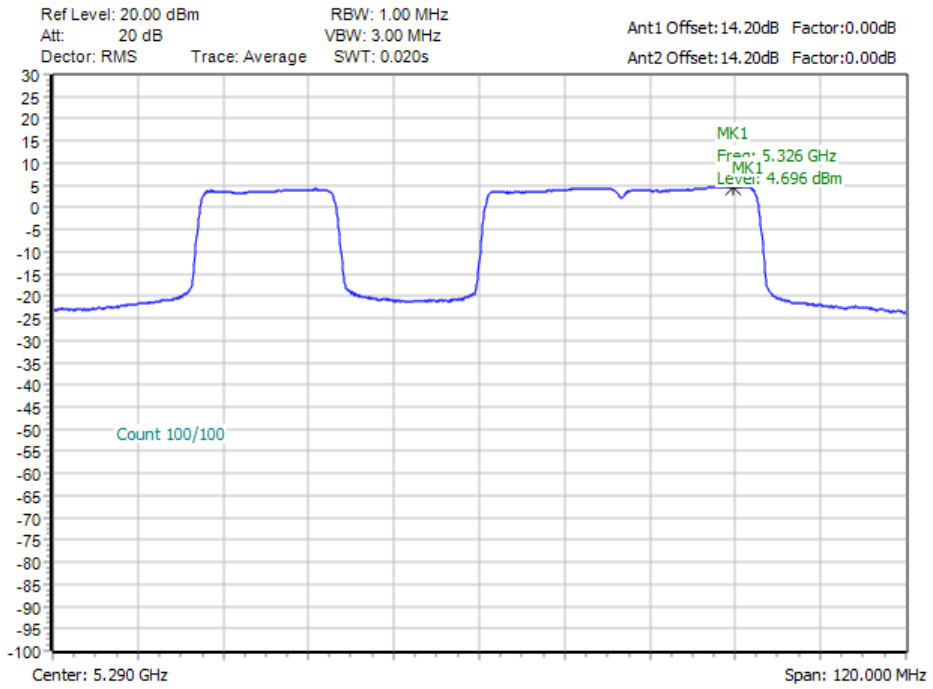


11BE80MIMO_Ant6_5290_Puncturing 20M_1

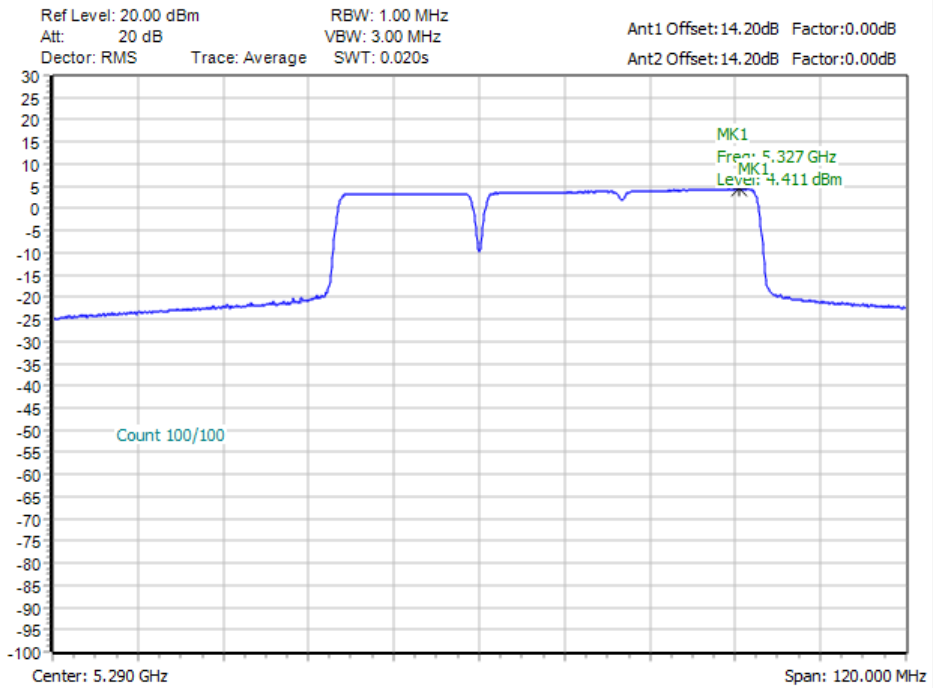




11BE80MIMO_total_5290_Large RU 484+242_2

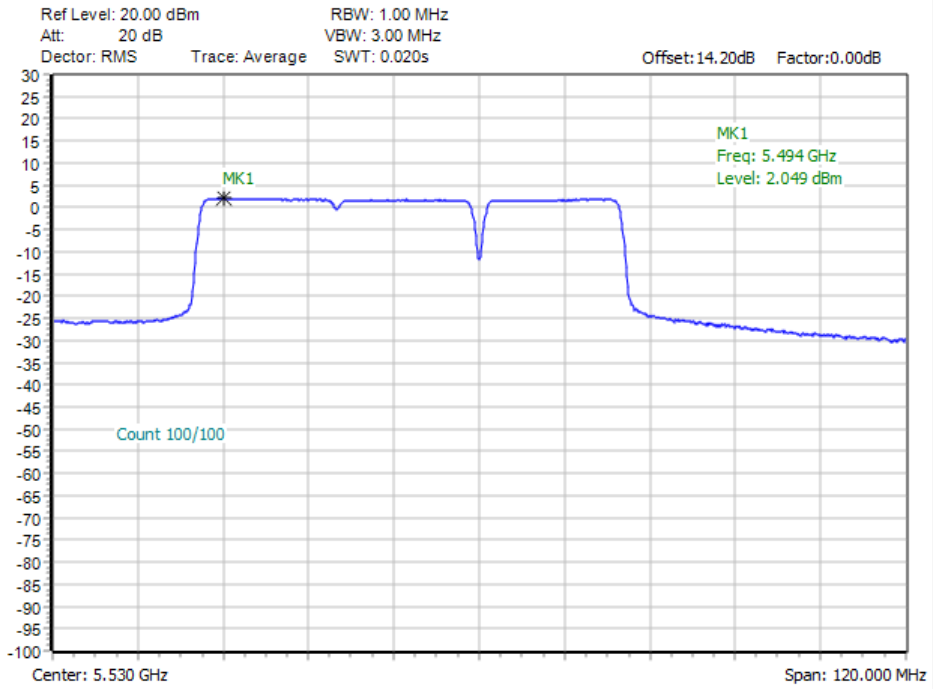


11BE80MIMO_total_5290_Puncturing 20M_1

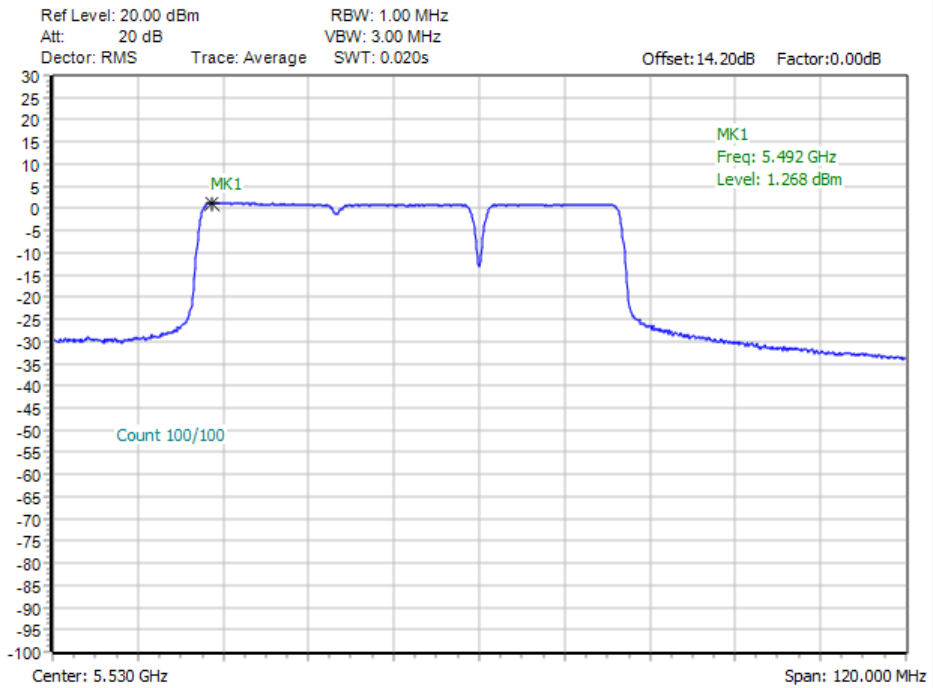




11BE80MIMO_Ant5_5530_Large RU 484+242_4

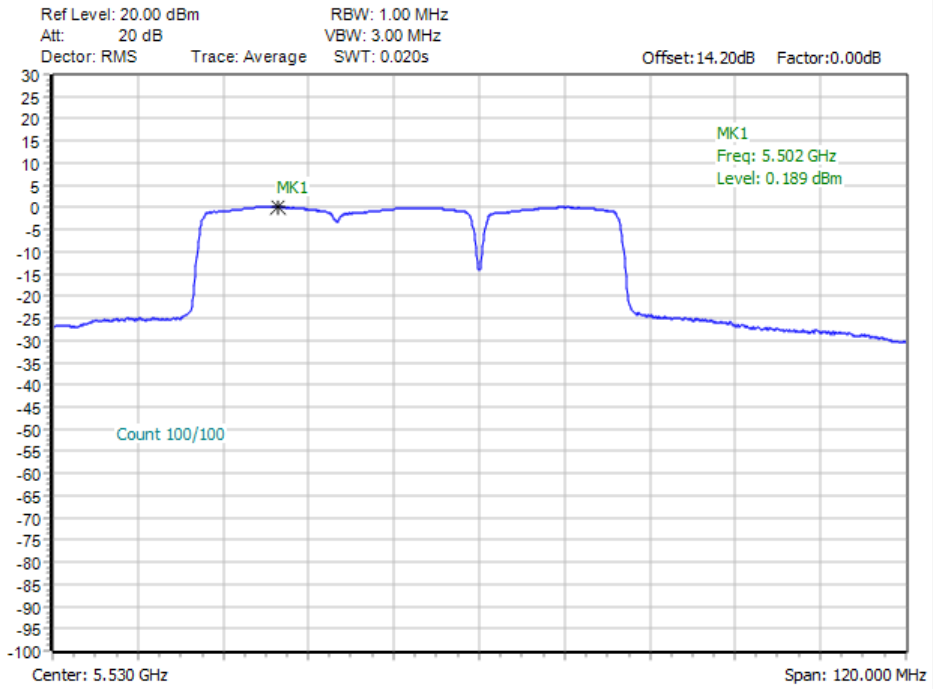


11BE80MIMO_Ant5_5530_Puncturing 20M_4

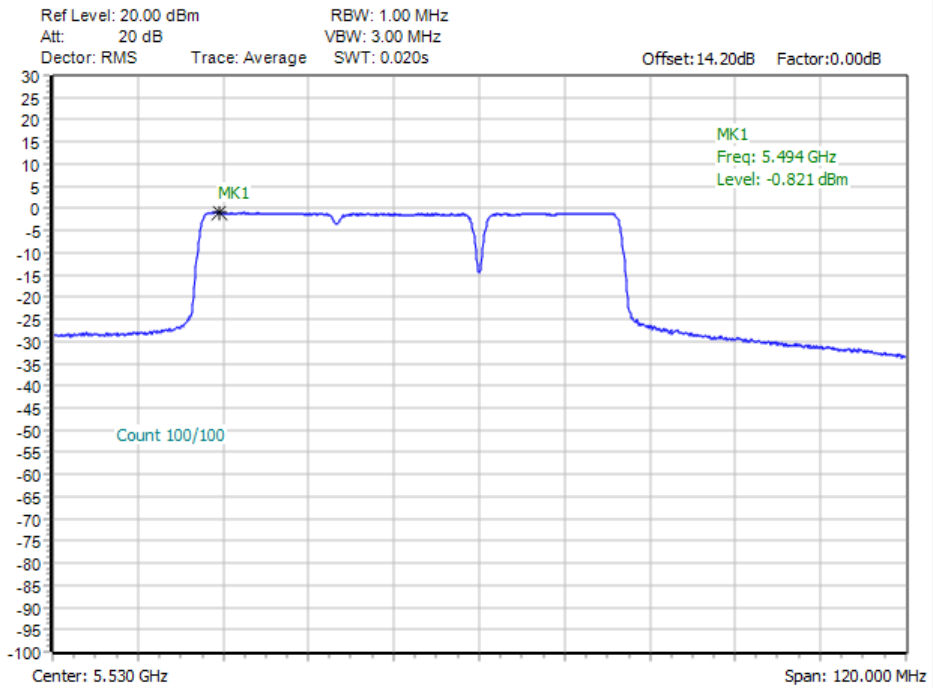




11BE80MIMO_Ant6_5530_Large RU 484+242_4

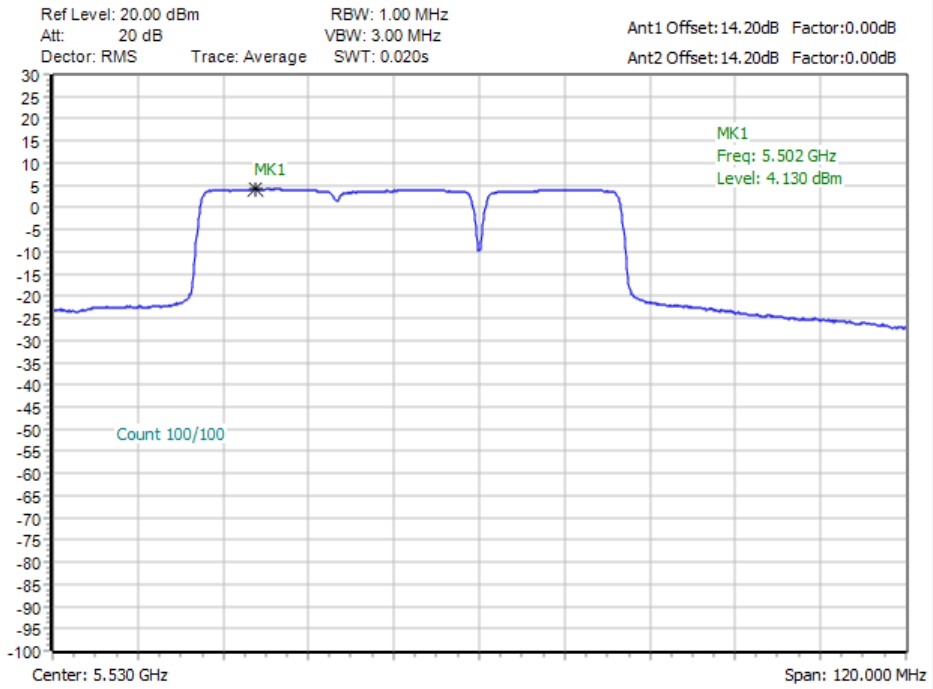


11BE80MIMO_Ant6_5530_Puncturing 20M_4

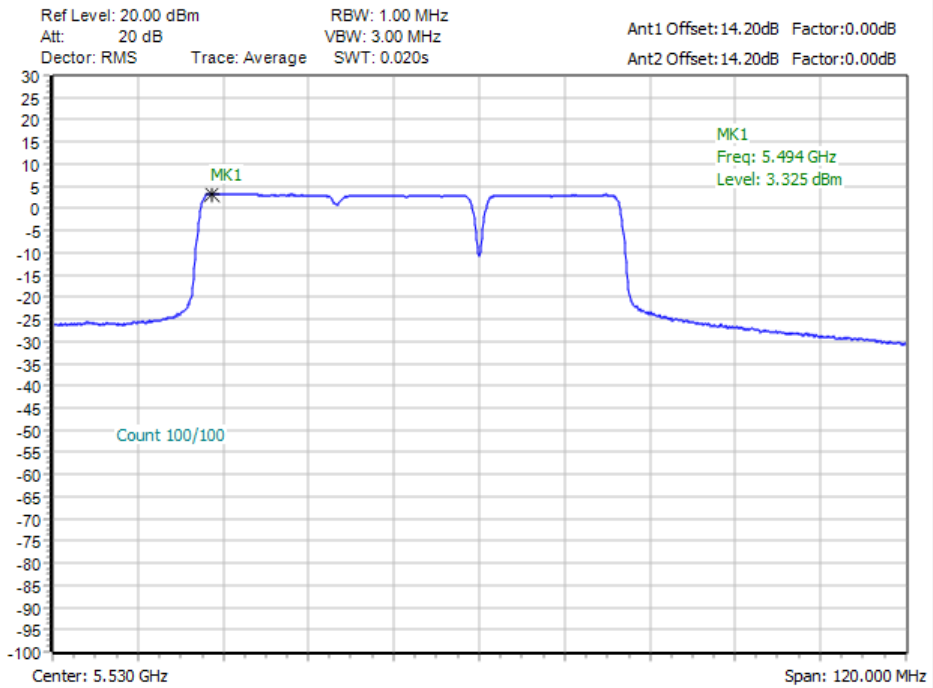




11BE80MIMO_total_5530_Large RU 484+242_4

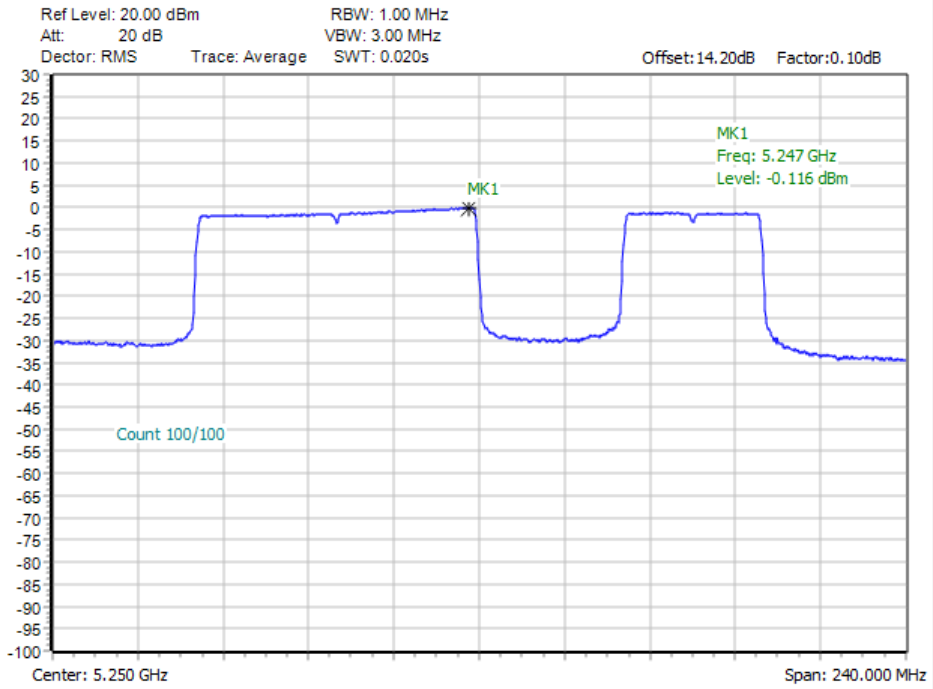


11BE80MIMO_total_5530_Puncturing 20M_4

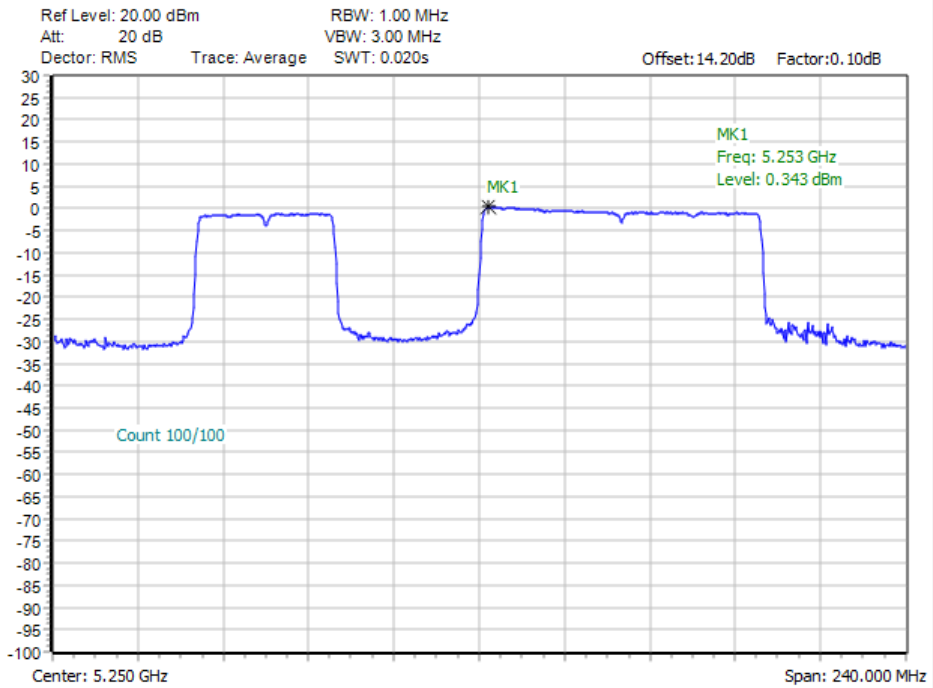




11BE160MIMO_Ant5_5250_Large RU 996+484_3

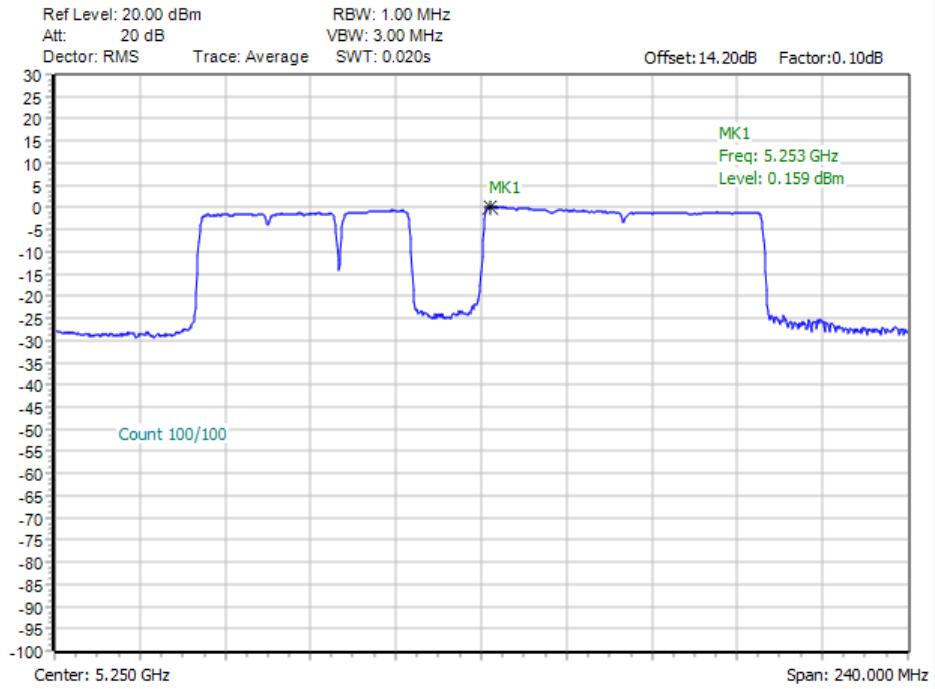


11BE160MIMO_Ant5_5250_Puncturing 40M_2

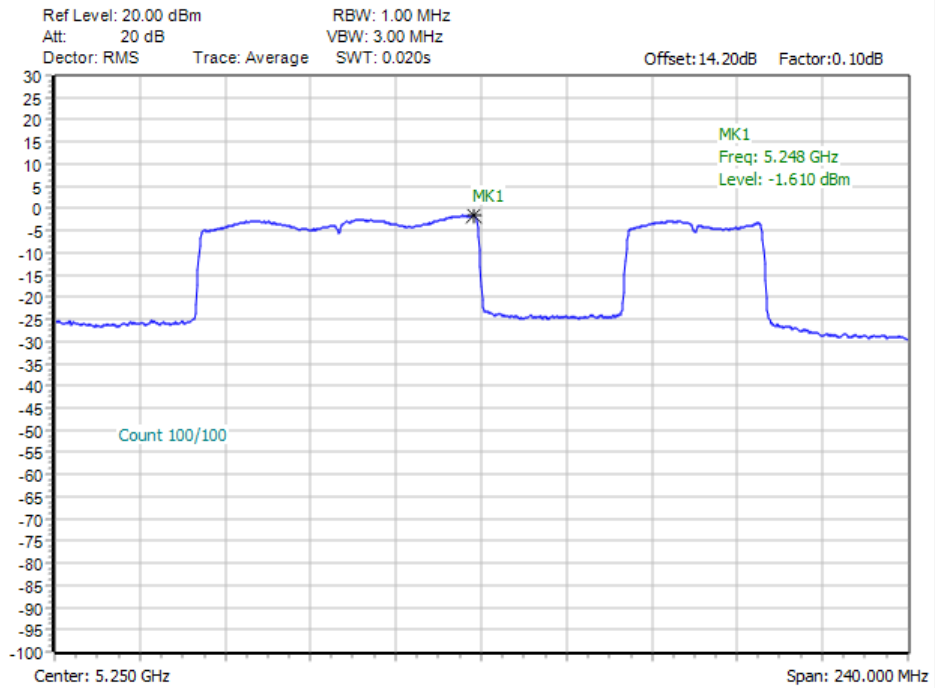




11BE160MIMO_Ant5_5250_Puncturing 20M_2

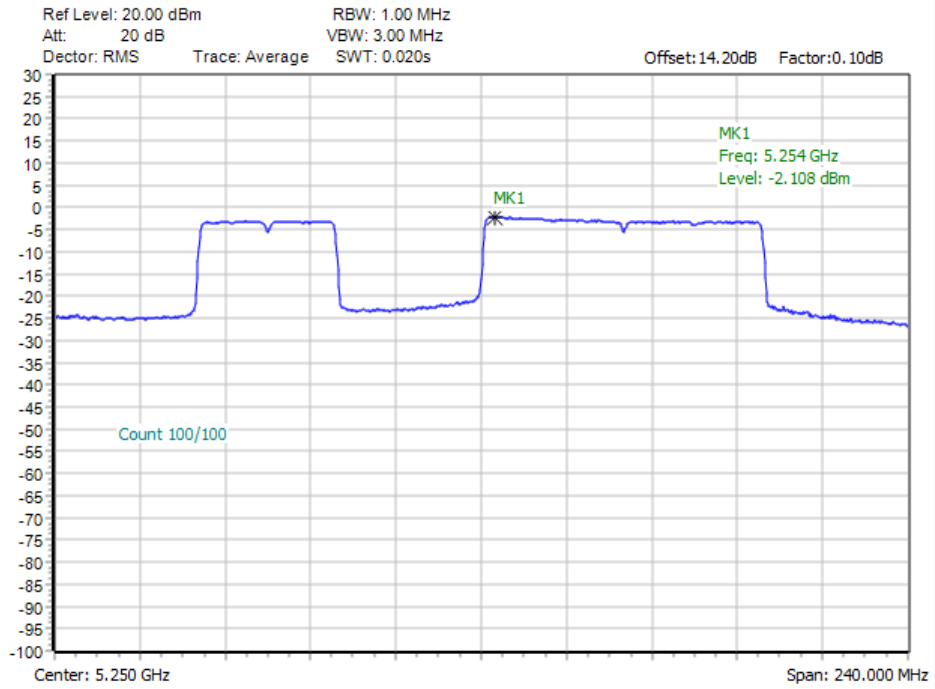


11BE160MIMO_Ant6_5250_Large RU 996+484_3

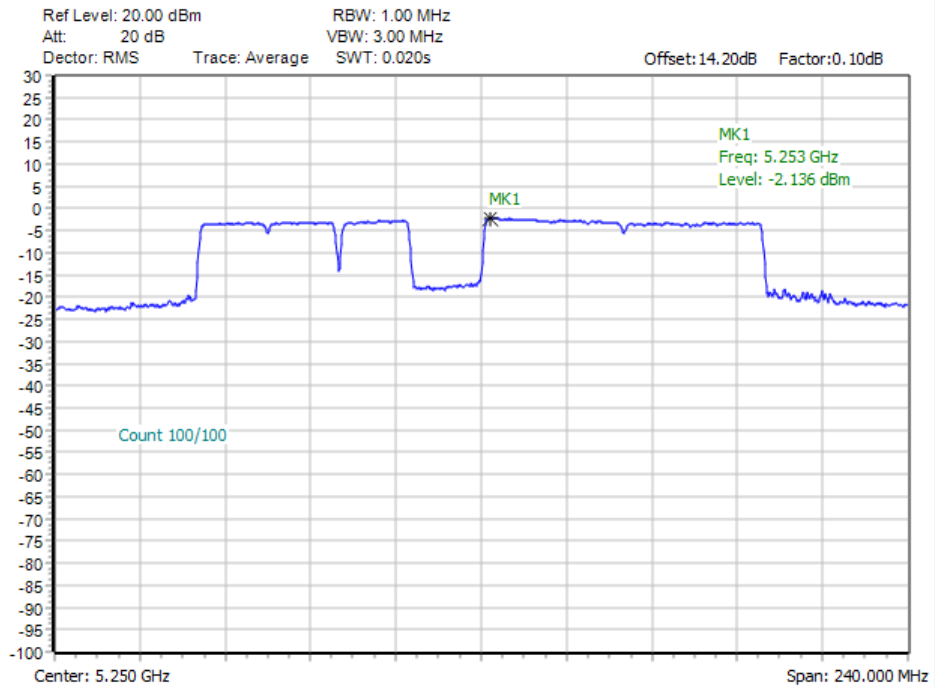




11BE160MIMO_Ant6_5250_Puncturing 40M_2

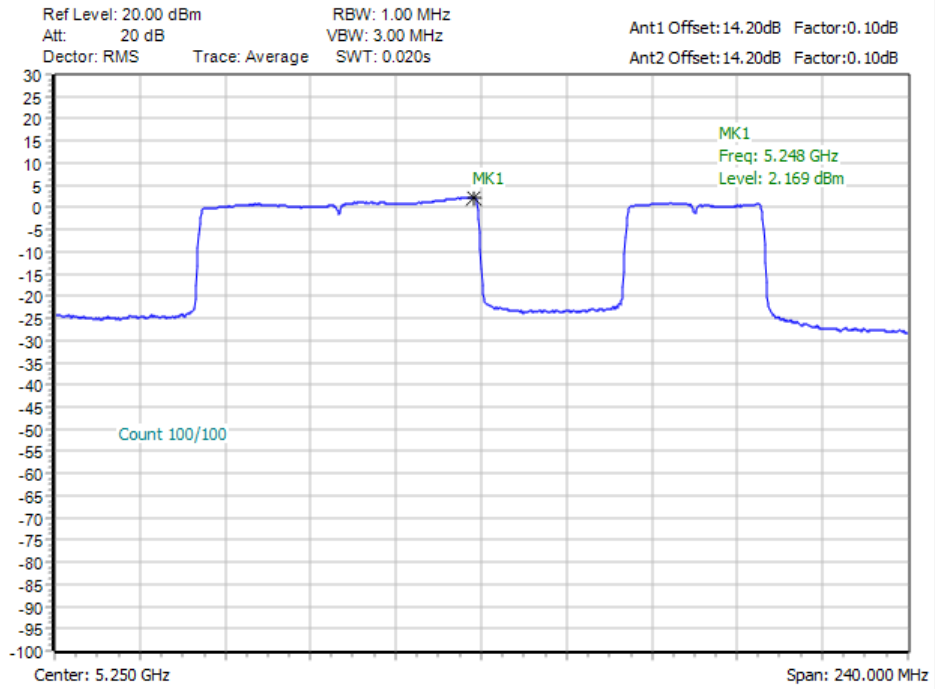


11BE160MIMO_Ant6_5250_Puncturing 20M_2

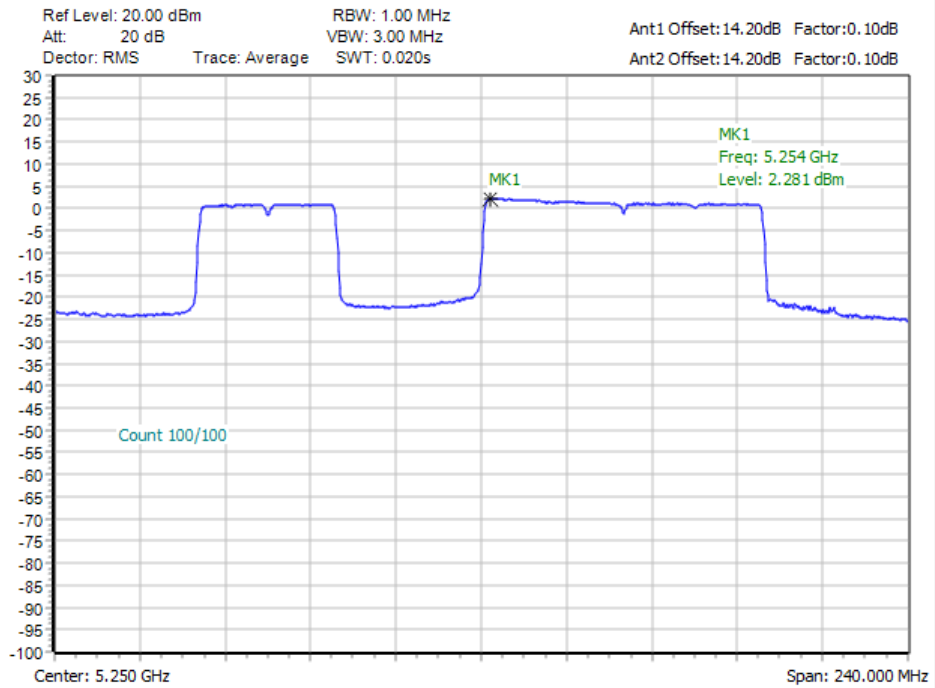




11BE160MIMO_total_5250_Large RU 996+484_3

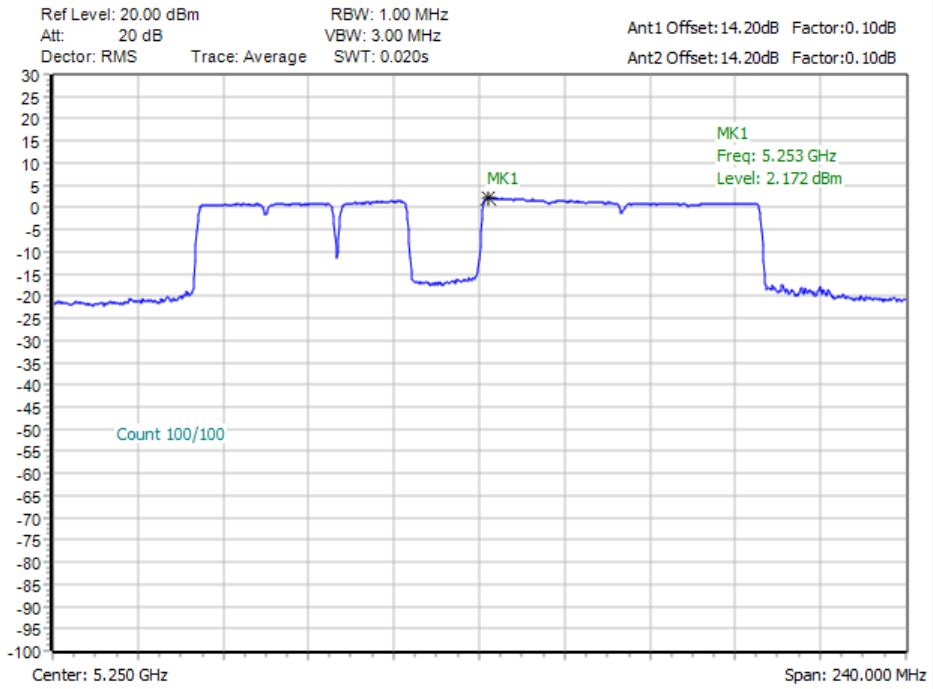


11BE160MIMO_total_5250_Puncturing 40M_2



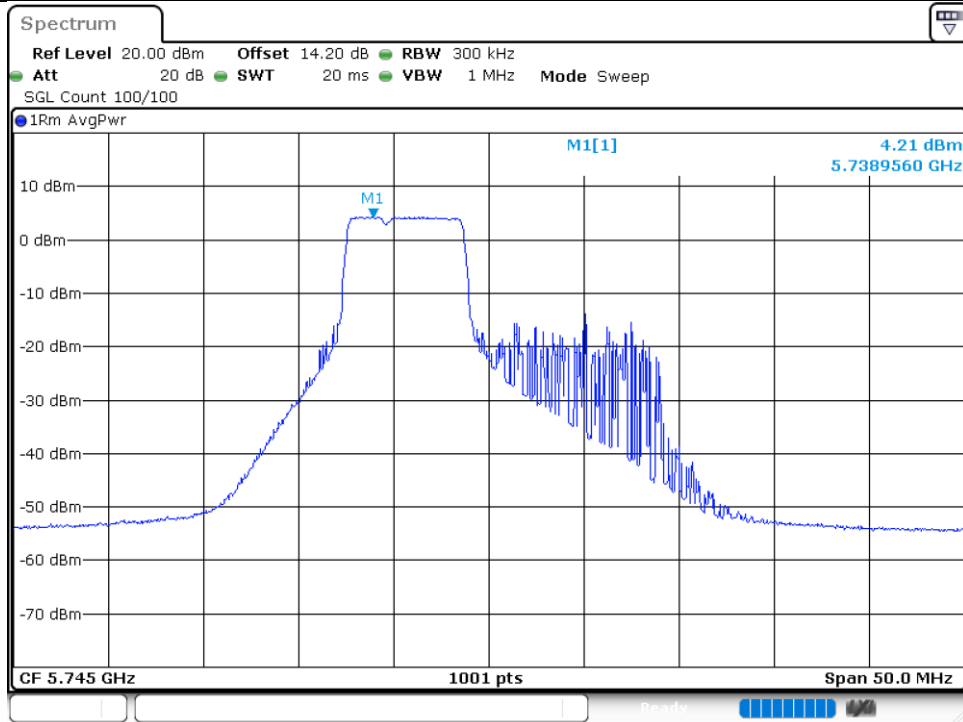


11BE160MIMO_total_5250_Puncturing 20M_2

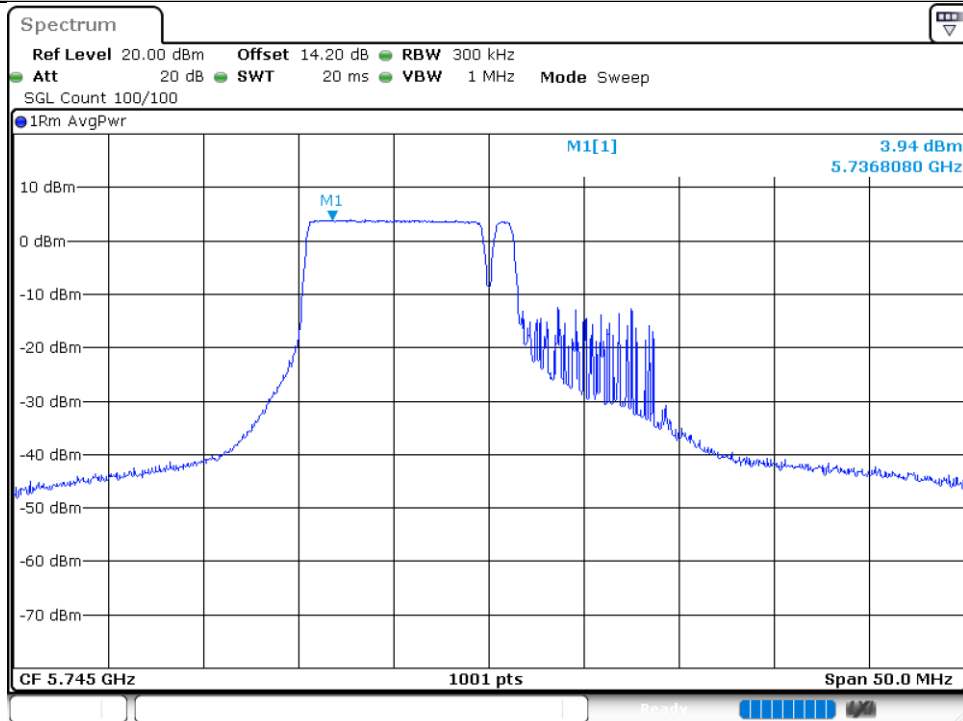




11BE20MIMO_Ant5_5745_52+26_OFDMA_1

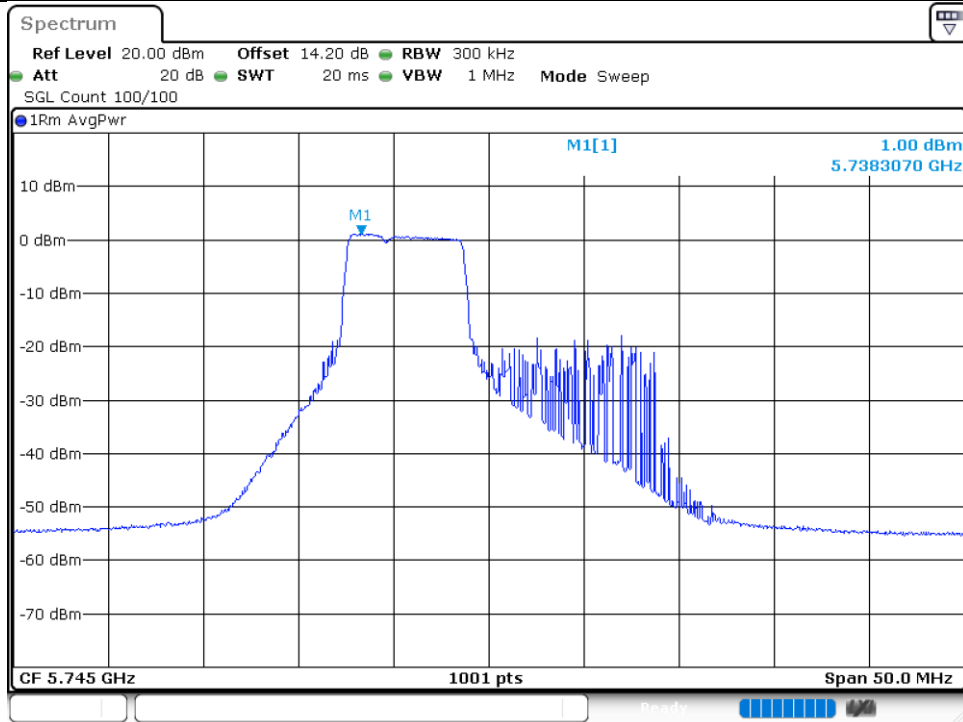


11BE20MIMO_Ant5_5745_106+26_OFDMA_1





11BE20MIMO_Ant6_5745_52+26_OFDMA_1



11BE20MIMO_Ant6_5745_106+26_OFDMA_1

